









Openings in Project Area

- | | |
|--|---|
|  Lowland Brush 2174 Acres |  Highway |
|  Open 2395 Acres |  County |
|  Upland Brush 7 Acres |  Waterbody |
|  Utility |  Bnd |