

Anglers, Boaters,
Hunters & Shooters

Benefits to Users

- Improved Boating, Fishing, Hunting and Shooting Opportunities
- Protection of Critical Fish and Wildlife Habitat
- Opportunities for Other Types of Wildlife-associated Recreation

Projects

- Restoration of Fish and Wildlife Species and Habitat
- Boating and Fishing Access
- Land Acquisition
- Habitat Management
- Facilities Construction
- Operation and Maintenance
- Strategic Planning
- Research
- Surveys and Inventory
- Hunter/Aquatic Education

State Fish &
Wildlife Agencies

SPORT FISH & WILDLIFE RESTORATION

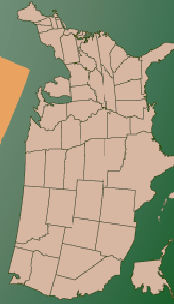
Purchases of Equipment and Boat Fuel

- Excise Taxes on Fishing and Hunting Equipment
- Motorboat and Small Engine Fuels Taxes
- Import Duties
- Interest on Deposits

Sport Fish & Wildlife Restoration Trust Funds

U.S. Dept. of the Treasury

Division of
Federal Aid





- The mission of the U.S. Fish and Wildlife Service's Division of Federal Assistance is to:
 - "Strengthen the ability of State and Territorial fish and wildlife agencies to restore and manage fish and wildlife resources to meet effectively the consumptive and non-consumptive needs of the public for fish and wildlife resources"

Grant Programs Administered by Federal Assistance

FY 2007 Funding - National

■ Wildlife Restoration (WR)	■ \$ 266,592,809
■ Sport Fish Restoration (SFR)	■ \$ 349,089,063
■ Endangered Species Act	■ \$ 77,700,000
■ Coastal Wetlands Conservation	■ \$ 18,753,373
■ Clean Vessel Act (CVA)	■ \$ 13,256,526
■ State Wildlife Grants (SWG)	■ \$ 60,754,843
■ Landowner Incentive Program (LIP)	■ \$ 20,636,949
■ Boating Infrastructure Grants (BIG)	■ \$ 12,592,272
■ Total	■ \$832,375,835

The Quiet Giant

- Since 1939, \$10.07 billion have been provided to states
 - \$5.03 billion for Wildlife Restoration
 - \$5.04 billion for Sport Fish Restoration
- Fiscal Year 2007 Apportionments to States
 - Wildlife Restoration \$266 million
 - Sport Fish Restoration \$349 million
 - Total \$524 million

Region 3

- States received \$143 million in SFR/WVR in FY 2007 –
- Wildlife Restoration
20% of national total!
\$ 53.3 million
- Sport Fish Restoration
20% of national total!
\$ 69.8 million
- State Wildlife Grants
\$60.7 million
- Small grant programs
\$ 18.9 million

Program Cornerstones

- User Pays / User Benefits
- Stable Funding - permanent indefinite appropriation
- License Fee Protection – Assent legislation
- Partnership Approach
- Programs Tailored to Needs of Individual States

Key State Roles

- Project Proposals – State Priorities
- Legal Compliance – NEPA, ESA, NHPA, etc.
- Project Implementation
- Project Evaluation

Key Federal Roles

- Review Project Proposals – approve/disapprove based on eligibility and substantiality
- Eligibility – Meets the purposes of the Acts
- Substantiality of Character and Design – Sound justification, planning, science, and products. Benefits that are commensurate with costs
- Legal compliance – Ensure
- Technical Assistance
- Program Overview – Field reviews, administrative reviews, formal audits

How the Process Works

- States select projects
- States develop and submit proposals
- Project approved
- Funds obligated
- States carry out work at their expense
- Reimbursed up to 75% of project costs as expenses are incurred
 - State match cannot be made with other federal funds
 - State match can be license \$\$, general funds, gifts, in-kind (land, volunteer labor)
- States report on project


Federal Aid in Wildlife Restoration Act of 1937 (Pittman Robertson, PR)

- The restoration, conservation, management and enhancement of wild birds and mammals, and the provision for public use of and benefits from these resources
- The education of hunters, and archers in the skills, knowledge, and attitudes necessary to be responsible and competent



Where the Money Comes From


- Federal excise taxes paid by hunters, sport shooters and archers (actually manufacturers)
- 11% Tax on sporting firearms
42% of '03 receipts
- 11% Tax on ammunition
29% of '03 receipts
- 11% Tax on Bows and arrows
10% of '03 receipts
- 10% Tax on pistols and revolvers
19% of '03 receipts



Where the Money Goes Apportioned by Formula (50% area, 50% license holders)



- Wildlife Research and Surveys
- Habitat Enhancement
- Tech. Assistance to Private Landowners
- Environmental Review of Public Projects
- Land Acquisition
- O & M of Areas and Facilities
- Comprehensive Planning for Wildlife Resources
- Hunter Education





Federal Aid in Sport Fish Restoration Act of 1950 (Dingell-Johnson, D-J, Wallop Breaux)



- The restoration, conservation, management and enhancement of sportfish, and the provision for public use of and benefits from these resources.



- The enhancement of the public's understanding of water resources and aquatic life forms, and the development of responsible attitudes towards the aquatic environment.



Where the money comes from



- 10% Federal excise tax on fishing tackle and related items (22% of '03 receipts)
- 3% Tax on electric trolling motors and flasher-type fish finders (<1% of '03 receipts)
- Motorboat fuel and small engine fuel taxes (62% of '03 receipts)
- Import duties on fishing tackle and pleasure boats (7% of '03 receipts)
- Trust fund interest (9% of '03 receipts)



Where the money goes Apportioned via formula (40% area, 60% license holders)

- Development projects such as fishing and boating public use facilities, and fish hatcheries (minimum 15% for boating access)
- Lake and stream habitat improvement projects
- Comprehensive planning
- Research
- Surveys and Inventories
- Technical assistance and environmental review
- Land acquisition
- O & M of areas and facilities
- Aquatic Resource Education (maximum 15%)




1984

- Wallop-Breaux Amendment
 - Aquatic Resources Trust Fund
 - Broadened list of taxed items
 - Added motorboat fuel tax
 - Authorized aquatic education
 - Mandated 10% for motorboat access
 - Equitable freshwater/saltwater distribution



SFR Amendments Cont'd

- 1990
 - Coastal Wetlands Planning, Protection and Restoration
 - Added small engine fuels – Directed 18% of SFR account to Coastal Wetlands Restoration



- 1992
 - Clean Vessel Act
 - Boating access minimum raised to 12.5%
 - Added “outreach” to aquatic education


SFR Amendments - Cont'd

- 1998
 - National Outreach and Communications Program \$36 million to Recreational Boating and Fishing Foundation (FY 99-03)
 - Increased Aquatic Education maximum from 10% to 15%
 - Boating access minimum raised to 15%
 - Established Boating Infrastructure Program
- 2000 "Improvement Act"
 - Reduced expenses for administration
 - Firearm and bow hunter education and safety
 - Multi-state conservation grant program
 - Audits, reports and certifications




Small Grant Programs

- Section 6 Endangered Species Act
- Coastal Wetlands Conservation
- Clean Vessel Act (CVA)
- State Wildlife Grants (SWG)
- Landowner Incentive Program (LIP)
- Boating Infrastructure Grants (BIG)



Section 6 and Title VIII Endangered Species Act


- Grants to states are administered by the Division of Federal Aid in coordination with Ecological Services
- Joint identification and ranking of proposals between the Service and the States.
 - “Traditional” Conservation Grants
 - HCP Planning Assistance
 - HCP Land Acquisition
 - Recovery Land Acquisition
- \$77.7 million appropriated in FY 2007
- \$3.2 million for R3 in FY 2007



Coastal Wetlands Planning, Protection and Restoration Act


- 18% of SFR Account divided among 3 subprograms
 - 70% - Louisiana Coastal Wetlands Restoration (funding to Corps of Engineers)
 - 15% - North American Wetlands Conservation Act
 - 15% - National Coastal Wetlands Conservation Grants
 - Grants to coastal states, *including Great Lakes states*, to carry out conservation projects for acquisition, restoration, enhancement or management of coastal wetlands
 - \$18.7 million appropriated in FY 2007
 - \$2.7 million for R3 in FY 2007

Clean Vessel Act



- Competitive grants to states for the construction, renovation, operation and maintenance of public pumpout and portable dump stations, for boaters to dispose of human waste in an environmentally safe manner
- Funding for educational outreach regarding effects of boater sewage and the means by which boaters can avoid improper disposal
 - \$12,512,671 appropriated in FY 2007
 - \$1,370,972 for Region 3 in FY 2007

State Wildlife Grants (SWG)



- Grants to states and tribes for planning and implementation of programs that benefit species of greatest conservation need (all fauna).
- To establish eligibility, States and Territories had to commit to develop, by October 1, 2005, a Comprehensive Wildlife Conservation Plan (CWCP).
- AKA Wildlife Action Plan
- Formula apportionment to States and Territories based on land area and population.
- Grants to tribes are competitive.
 - FY 2007 - \$60.7 million for wildlife conservation grants to States
\$5.9 million to tribes
 - Region 3 - \$17.9 million for States in FY 2007
\$.6 million for tribes in FY 2007

Landowner Incentive Program (LIP)

- Competitive matching grants to States, Territories and Tribes
- To establish or supplement landowner incentive programs that provide technical or financial assistance to private landowners for projects that protect and restore habitats of listed species or species determined to be at risk.
- FY 2007 - \$21 million from Land and Water Conservation Fund
 - \$19 million allocated to States and Territories
 - \$2 million allocated to Tribes
- Region 3 FY 2006 - \$6.6 million (states)
- \$0.15 million (tribes)

Boating Infrastructure Grants (BIG)



- Grants to construct, renovate and maintain either public or privately owned boat infrastructure tie-up facilities for transient, non-trailerable boats 26 feet and larger.
- Each State or Territory can receive up to \$100,000 annually on a non-competitive basis (Tier I grants)
- Tier II grants are competitive
 - \$9.5 million appropriated for FY 2007
 - \$4.8 million – Region 3

