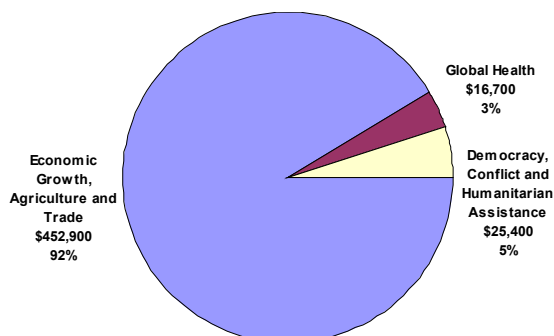
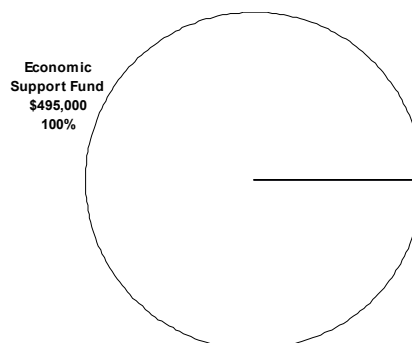


# Egypt

**FY 2006 Assistance by Sector**



**FY 2006 Assistance by Account**



## Objectives and Budget

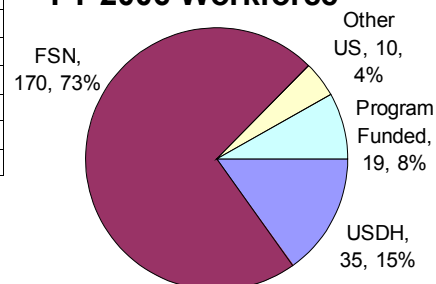
Objective	SO Number	FY 2004	FY 2005	FY 2006
Creating Jobs through Trade and Investment	263-016	472,340	428,309	426,500
Infrastructure	263-018	7,400	2,000	1,100
Environment and Natural Resources Management	263-019	9,940		
Healthier, Planned Families	263-020	29,230	26,900	17,200
Democracy and Governance	263-021	37,050	34,900	25,400
Improved Basic Education	263-022	15,648	38,611	24,800
<b>Total (in thousands of dollars)</b>		<b>571,608</b>	<b>530,720</b>	<b>495,000</b>

Excludes P.L. 480. See Program Annex.

## Administrative Expenses and Workforce

Administrative Expenses	FY 2004	FY 2005	FY 2006
Mission Allocation	17,442	18,873	15,266
USDH Salaries & Benefits	6,574	4,606	4,707
Program Funds	5,591	5,591	3,873
<b>Total (in thousands of dollars)</b>	<b>29,607</b>	<b>29,070</b>	<b>23,846</b>

**FY 2006 Workforce**



**Mission Director:** Kenneth Ellis