

State Injury Profile for Ohio

The CDC State Injury Profiles

Gathering and sharing reliable data about the broad range of public health problems is among the many ways the Centers for Disease Control and Prevention protect the safety and health of Americans.

Policy makers and health care workers need access to the best, most current data available so they can make informed decisions about where to allocate limited resources to prevent diseases and injuries. Yet, many people find statistics difficult to understand and interpret. This State Injury Profile offers an easier way to look at statistics. Through maps and graphs, the Profile clearly shows how this state compares with others in the nation and what injury problems are most pressing.

CDC's National Center for Injury Prevention and Control gathers data about a broad range of intentional and unintentional injuries or what many people call 'violence' and 'accidents.' Injuries affect everyone. Injury is the leading cause of death for all Americans ages one to 34, and injury remains one of the leading causes of death, no matter how long someone may live.

Maps and graphs in this State Injury Profile show this state's death rates from in falls, poisoning, drowning, suffocation, fires and burns, suicide, homicide, traumatic brain injury and injuries related to firearms. The graphics show how this state compares with others and with mortality rates in the United States as a whole. You will also find a table showing the Ten Leading Causes of Death for the United States and for this state. **New this year** is a county-by-county map showing locations with higher death rates for each type of injury.

In addition to injury data, you'll also find a list of all CDC-funded injury prevention and research programs in this state for 2001.

DEPARTMENT OF HEALTH AND HUMAN SERVICES

Centers for Disease Control and Prevention
National Center for Injury Prevention and Control

To learn more

After you page through the State Injury Profile, if you want to know more, CDC has made it easy for you to find additional information about any injury and public health. Simply visit www.cdc.gov/ncipc. Or call the CDC National Center for Injury Prevention and Control, Office of Planning, Evaluation and Legislation at 1-770-488-4936.

These other resources offered or funded by the CDC may also interest you:

General information about injury in America

Customized data reports, www.cdc.gov/ncipc/wisqars

Consumer facts and tip sheets, www.cdc.gov/ncipc/safeusa or call the SafeUSA hotline toll free at 1-800-252-7751.

Intentional Injury

National Resource Center on Domestic Violence, 1-800-537-2238

National Sexual Violence Resource Center, www.nsvrc.org, or call 1-877-739-3895

National Violence Against Women Prevention Research Center, www.violenceagainstwomen.org, or call 1-843-792-2945

National Youth Violence Prevention Resource Center, www.safeyouth.org, or call 1-866-SAFEYOUTH (723-3968)

Violence Against Women Electronic Network (VAWnet), www.vawnet.org, or call 1-800-537-2238

Unintentional Injury

National Program for Playground Safety, www.uni.edu/playground, or call 1-800-554-PLAY (7529)

National Resource Center on Aging and Injury, www.nrcai.org or call 1-619-594-0986

State Injury Profile for Ohio 1989-1998

SAFER·HEALTHIER·PEOPLE™

United States

10 Leading Causes of Deaths by Age Group: 1996-1998

Rank	Age Groups										Total
	<1	1-4	5-9	10-14	15-24	25-34	35-44	45-54	55-64	65+	
1	Congenital Anomalies 18,771	Unintentional Injuries 6,087	Unintentional Injuries 4,666	Unintentional Injuries 5,392	Unintentional Injuries 40,525	Unintentional Injuries 37,468	Malignant Neoplasms 51,170	Malignant Neoplasms 135,803	Malignant Neoplasms 260,166	Heart Disease 1,824,785	Heart Disease 2,185,194
2	Short Gestation 11,928	Congenital Anomalies 1,791	Malignant Neoplasms 1,557	Malignant Neoplasms 1,514	Homicide 18,200	Suicide 16,898	Unintentional Injuries 43,925	Heart Disease 105,367	Heart Disease 198,361	Malignant Neoplasms 1,150,087	Malignant Neoplasms 1,620,642
3	SIDS 8,863	Malignant Neoplasms 1,227	Congenital Anomalies 662	Suicide 918	Suicide 12,679	Homicide 15,068	Heart Disease 40,037	Unintentional Injuries 31,208	Bronchitis Emphysema Asthma 30,317	Cerebro-vascular 419,998	Cerebro-vascular 478,181
4	Respiratory Distress Synd. 3,958	Homicide 1,194	Homicide 523	Homicide 908	Malignant Neoplasms 4,976	HIV 14,953	HIV 26,456	Cerebro-vascular 17,196	Cerebro-vascular 29,005	Bronchitis Emphysema Asthma 283,777	Bronchitis Emphysema Asthma 327,640
5	Maternal Complications 3,836	Heart Disease 643	Heart Disease 413	Congenital Anomalies 613	Heart Disease 3,124	Malignant Neoplasms 13,837	Suicide 20,308	Liver Disease 16,797	Diabetes 25,504	Pneumonia & Influenza 235,529	Unintentional Injuries 288,427
6	Placenta Cord Membranes 2,870	Pneumonia & Influenza 494	Pneumonia & Influenza 218	Heart Disease 560	Congenital Anomalies 1,252	Heart Disease 9,843	Homicide 11,138	Suicide 14,916	Unintentional Injuries 21,316	Diabetes 142,639	Pneumonia & Influenza 262,047
7	Perinatal Infections 2,348	Septicemia 245	HIV 194	Bronchitis Emphysema Asthma 287	HIV 883	Cerebro-vascular 2,068	Liver Disease 10,518	Diabetes 12,979	Liver Disease 15,844	Unintentional Injuries 95,191	Diabetes 189,154
8	Unintentional Injuries 2,323	HIV 233	Bronchitis Emphysema Asthma 159	Pneumonia & Influenza 180	Bronchitis Emphysema Asthma 677	Diabetes 1,903	Cerebro-vascular 8,159	HIV 12,892	Pneumonia & Influenza 11,228	Alzheimer's Disease 65,647	Suicide 92,013
9	Pneumonia & Influenza 1,358	Perinatal Period 210	Benign Neoplasms 134	Cerebro-vascular 140	Pneumonia & Influenza 638	Pneumonia & Influenza 1,633	Diabetes 5,622	Bronchitis Emphysema Asthma 8,467	Suicide 8,834	Nephritis 65,296	Nephritis 75,817
10	Intrauterine Hypoxia 1,341	Benign Neoplasms 188	Cerebro-vascular 102	HIV 139	Cerebro-vascular 533	Liver Disease 1,592	Pneumonia & Influenza 4,255	Pneumonia & Influenza 6,493	Septicemia 5,704	Septicemia 54,428	Liver Disease 75,414

United States Total Number of Injury Deaths

Cause	Deaths	Percent
Unintentional Injury	288,427	65.6%
Intentional	151,102	34.4%
Total (1996-1998)	439,529	100.0%

Average Number of Injury Deaths per Year
In the United States = **146,510**

Ohio

10 Leading Causes of Deaths by Age Group: 1996-1998

Rank	Age Groups										Total
	<1	1-4	5-9	10-14	15-24	25-34	35-44	45-54	55-64	65+	
1	Congenital Anomalies 739	Unintentional Injuries 193	Unintentional Injuries 190	Unintentional Injuries 181	Unintentional Injuries 1,370	Unintentional Injuries 1,194	Malignant Neoplasms 2,223	Malignant Neoplasms 5,984	Malignant Neoplasms 11,723	Heart Disease 85,361	Heart Disease 101,890
2	Short Gestation 499	Congenital Anomalies 63	Malignant Neoplasms 57	Malignant Neoplasms 77	Homicide 415	Suicide 626	Heart Disease 1,835	Heart Disease 4,824	Heart Disease 9,268	Malignant Neoplasms 54,095	Malignant Neoplasms 74,965
3	SIDS 322	Malignant Neoplasms 53	Congenital Anomalies 24	Suicide 49	Suicide 408	Malignant Neoplasms 537	Unintentional Injuries 1,385	Unintentional Injuries 966	Bronchitis Emphysema Asthma 1,451	Cerebro-vascular 18,060	Cerebro-vascular 20,363
4	Maternal Complications 207	Homicide 45	Homicide 15	Homicide 27	Malignant Neoplasms 209	Heart Disease 370	Suicide 714	Cerebro-vascular 678	Diabetes 1,366	Bronchitis Emphysema Asthma 13,679	Bronchitis Emphysema Asthma 15,709
5	Placenta Cord Membranes 164	Pneumonia & Influenza 19	Heart Disease 12	Heart Disease 25	Heart Disease 112	HIV 359	HIV 492	Diabetes 659	Cerebro-vascular 1,177	Pneumonia & Influenza 9,615	Pneumonia & Influenza 10,586
6	Respiratory Distress Synd. 159	Heart Disease 16	Pneumonia & Influenza 10	Congenital Anomalies 22	Congenital Anomalies 47	Homicide 342	Liver Disease 358	Liver Disease 572	Unintentional Injuries 744	Diabetes 8,014	Diabetes 10,415
7	Perinatal Infections 109	Benign Neoplasms 14	Benign Neoplasms 8	Bronchitis Emphysema Asthma 13	Bronchitis Emphysema Asthma 35	Diabetes 84	Cerebro-vascular 304	Suicide 528	Liver Disease 548	Unintentional Injuries 4,074	Unintentional Injuries 10,403
8	Unintentional Injuries 106	Perinatal Period 11	Bronchitis Emphysema Asthma 8	Benign Neoplasms 8	Diabetes 22	Cerebro-vascular 69	Homicide 280	Bronchitis Emphysema Asthma 374	Pneumonia & Influenza 450	Nephritis 3,500	Nephritis 4,007
9	Intrauterine Hypoxia 55	Cerebro-vascular 6	Anemias 7	Cerebro-vascular 8	Cerebro-vascular 20	Congenital Anomalies 57	Diabetes 268	HIV 216	Suicide 321	Alzheimer's Disease 2,994	Suicide 3,288
10	Pneumonia & Influenza 46	Septicemia 6	Cerebro-vascular 7	Pneumonia & Influenza 6	HIV 17	Pneumonia & Influenza 55	Pneumonia & Influenza 159	Pneumonia & Influenza 210	Nephritis 268	Septicemia 2,713	Septicemia 3,222

Ohio Total Number of Injury Deaths

<u>Cause</u>	<u>Deaths</u>	<u>Percent</u>
Unintentional Injury	10,403	68.8%
Intentional Injury	4,723	31.2%
Total (1996-1998)	15,126	100.0%

Average Number of Injury Deaths per Year
In Ohio = **5,042**

1996-1998 Leading Causes of Death

Unintentional Injury

United States Unintentional Injury

<u>Cause</u>	<u>Deaths</u>	<u>Percent</u>
MV Traffic	127,053	44.1%
Fall	35,745	12.4%
Poisoning	30,474	10.6%
Suffocation	13,325	4.6%
Drowning	12,416	4.3%
Fire/Burn	10,809	3.7%
Other Causes	<u>58,605</u>	<u>20.3%</u>
	288,427	100.0%

Ohio Only Unintentional Injury

<u>Cause</u>	<u>Deaths</u>	<u>Percent</u>
MV Traffic	4,198	40.4%
Fall	1,286	12.4%
Poisoning	837	8.0%
Suffocation	588	5.7%
Fire/Burn	381	3.7%
Other Causes	<u>3,113</u>	<u>29.9%</u>
	10,403	100.1%

Intentional Injury

United States Suicide

<u>Cause</u>	<u>Deaths</u>	<u>Percent</u>
Firearm	53,156	57.8%
Suffocation	16,469	17.9%
Poisoning	15,280	16.6%
Other Causes	<u>7,108</u>	<u>7.7%</u>
	92,013	100.0%

Ohio Only Suicide

<u>Cause</u>	<u>Deaths</u>	<u>Percent</u>
Firearm	1,863	56.7%
Suffocation	611	18.6%
Poisoning	549	16.7%
Other Causes	<u>265</u>	<u>8.1%</u>
	3,288	100.1%

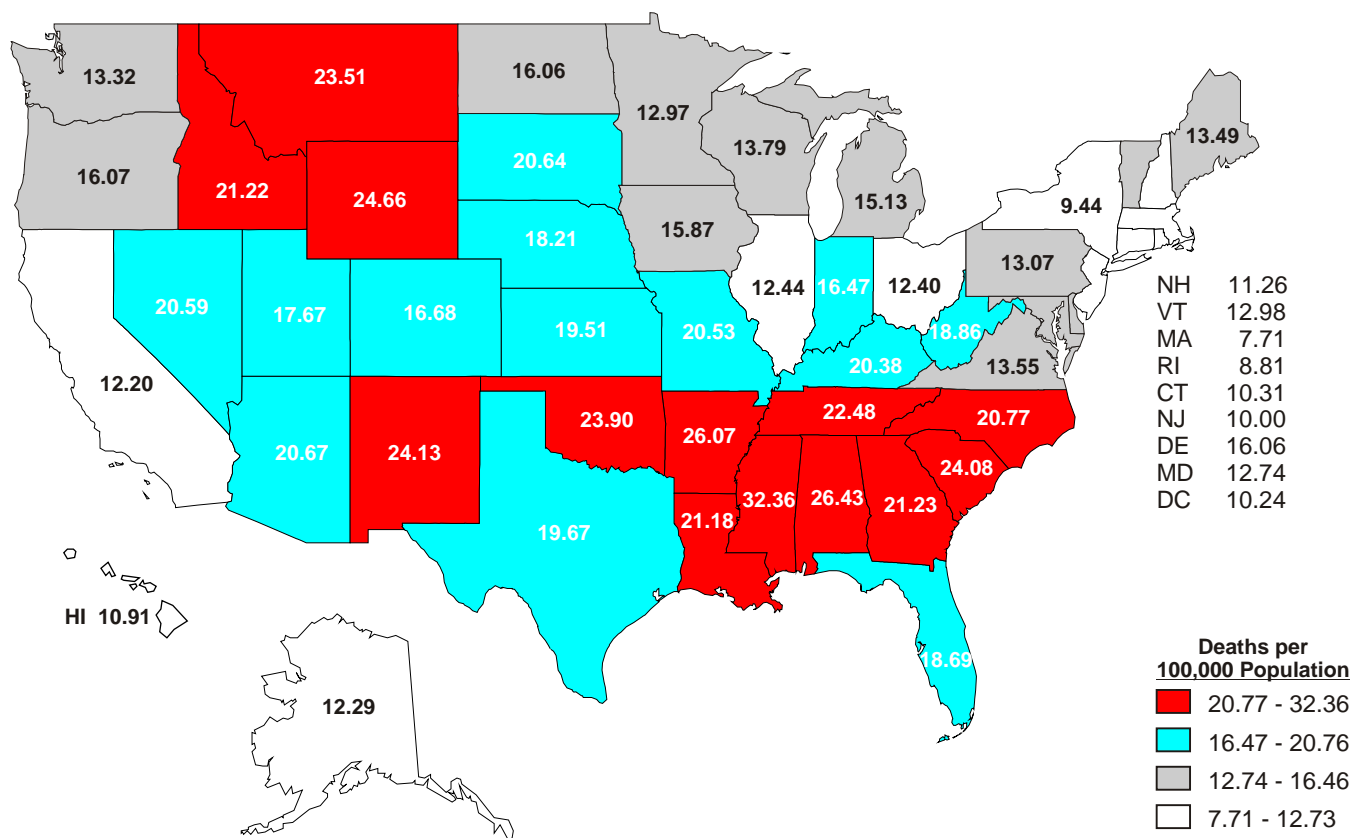
United States Homicide and Legal Intervention

<u>Cause</u>	<u>Deaths</u>	<u>Percent</u>
Firearm	39,951	67.6%
Cut/Pierce	6,955	11.8%
Suffocation	2,147	3.6%
Other Causes	<u>10,036</u>	<u>17.0%</u>
	59,089	100.0%

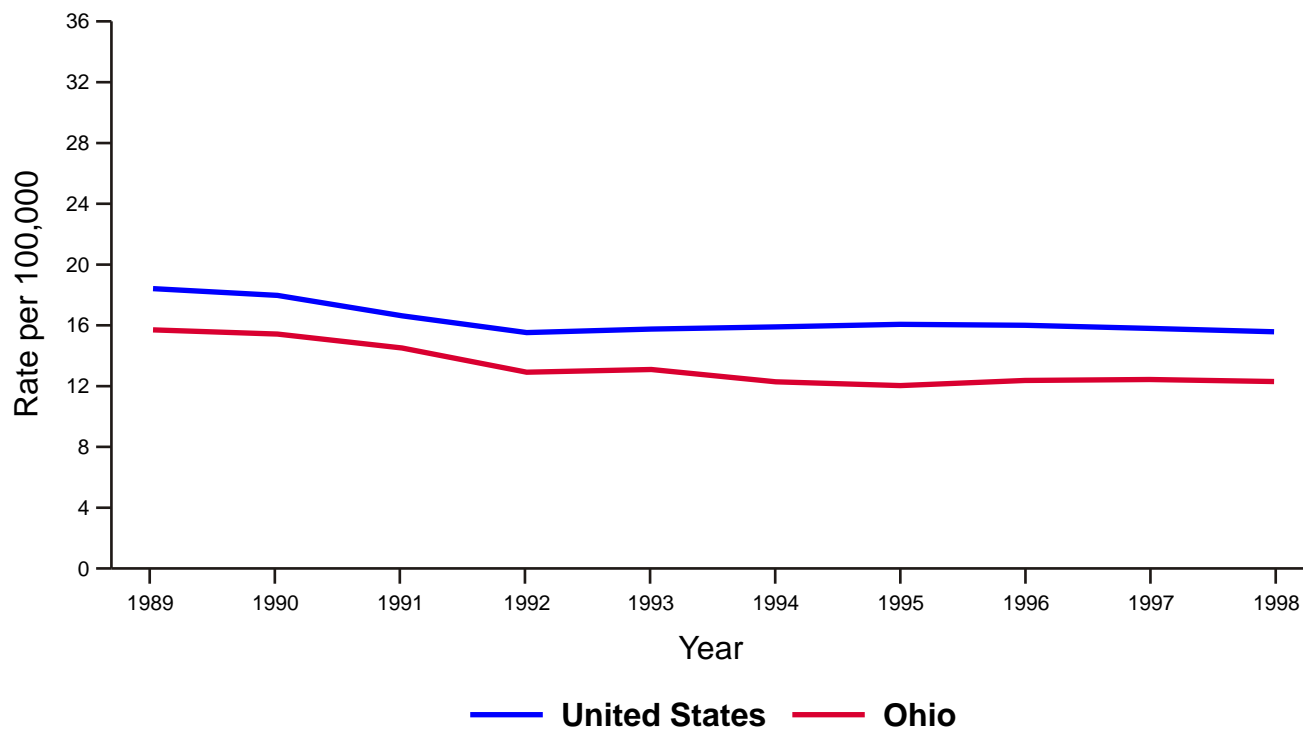
Ohio Only Homicide and Legal Intervention

<u>Cause</u>	<u>Deaths</u>	<u>Percent</u>
Firearm	902	62.9%
Cut/Pierce	143	10.0%
Suffocation	65	4.5%
Other Causes	<u>325</u>	<u>22.6%</u>
	1,435	100.0%

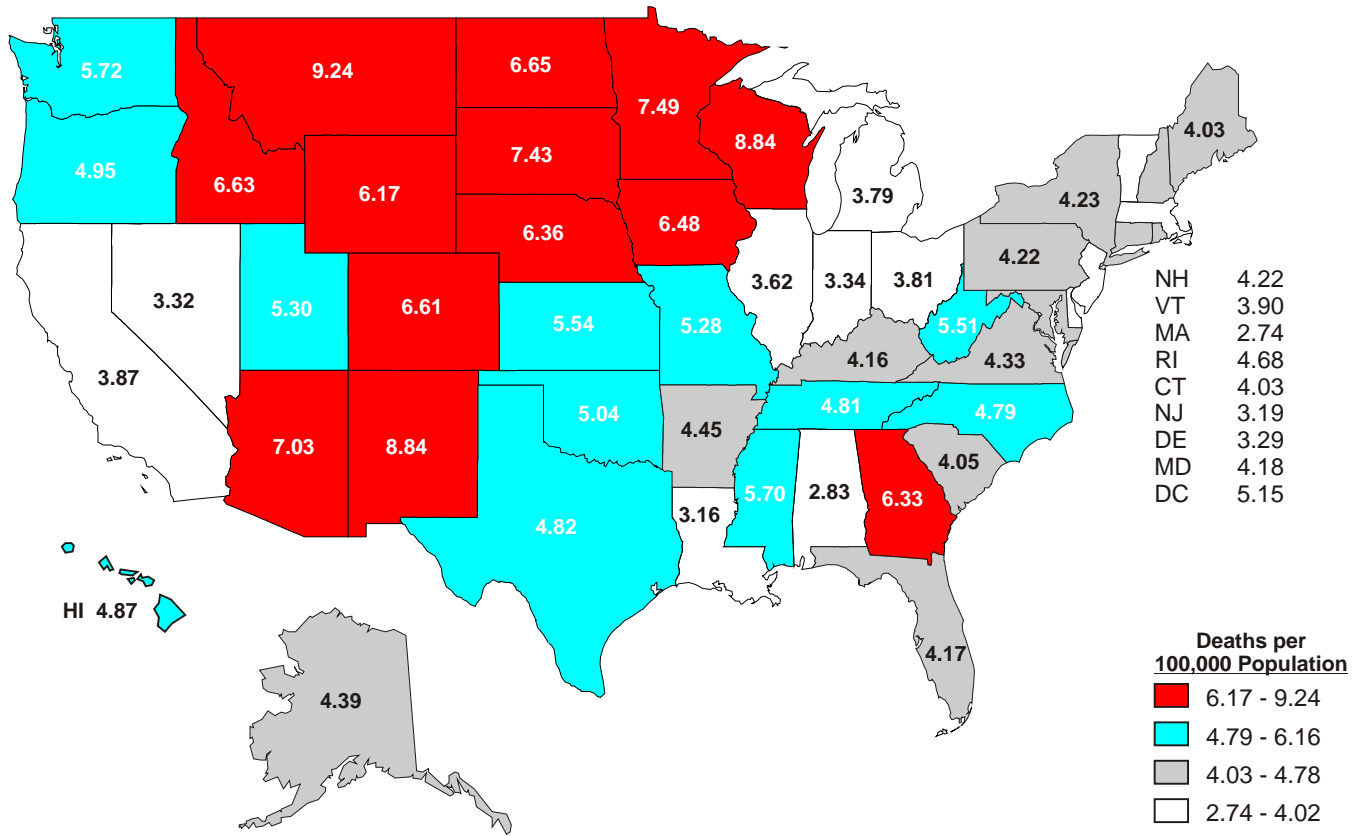
Unintentional Motor Vehicle, Traffic-Related Death Rates United States, 1996-1998



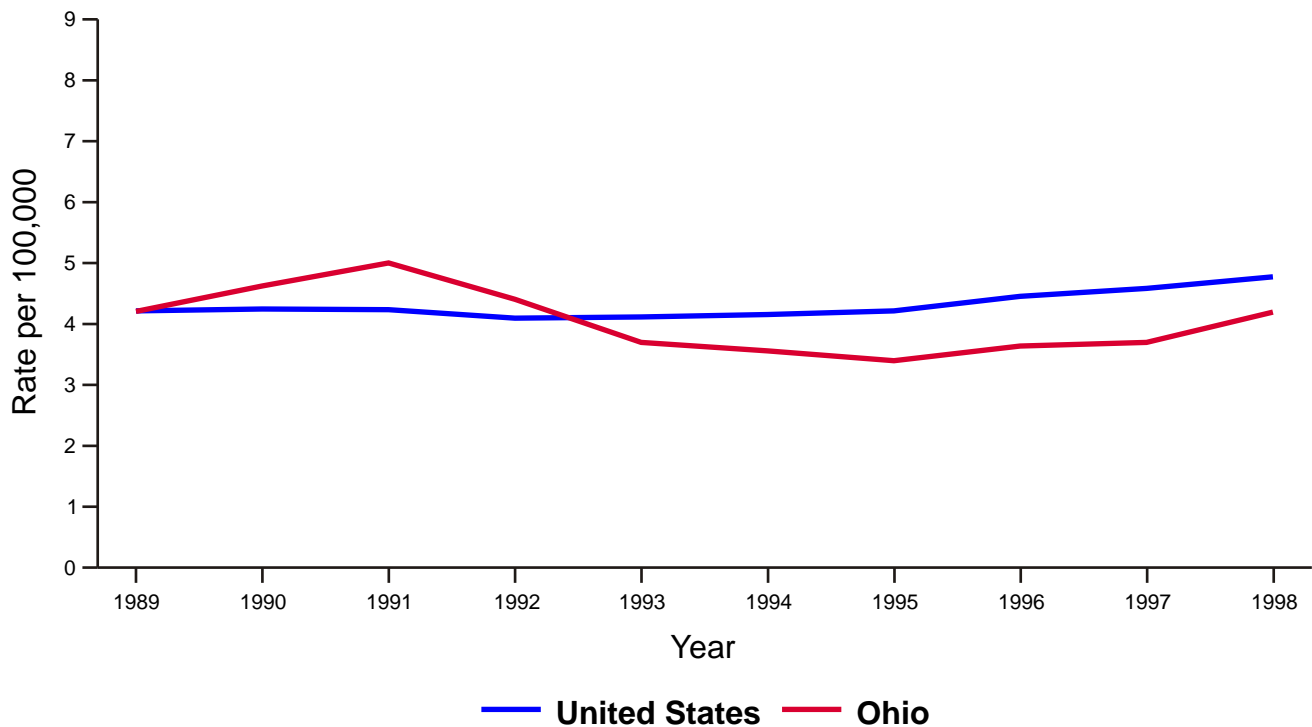
United States and Ohio 1989-1998



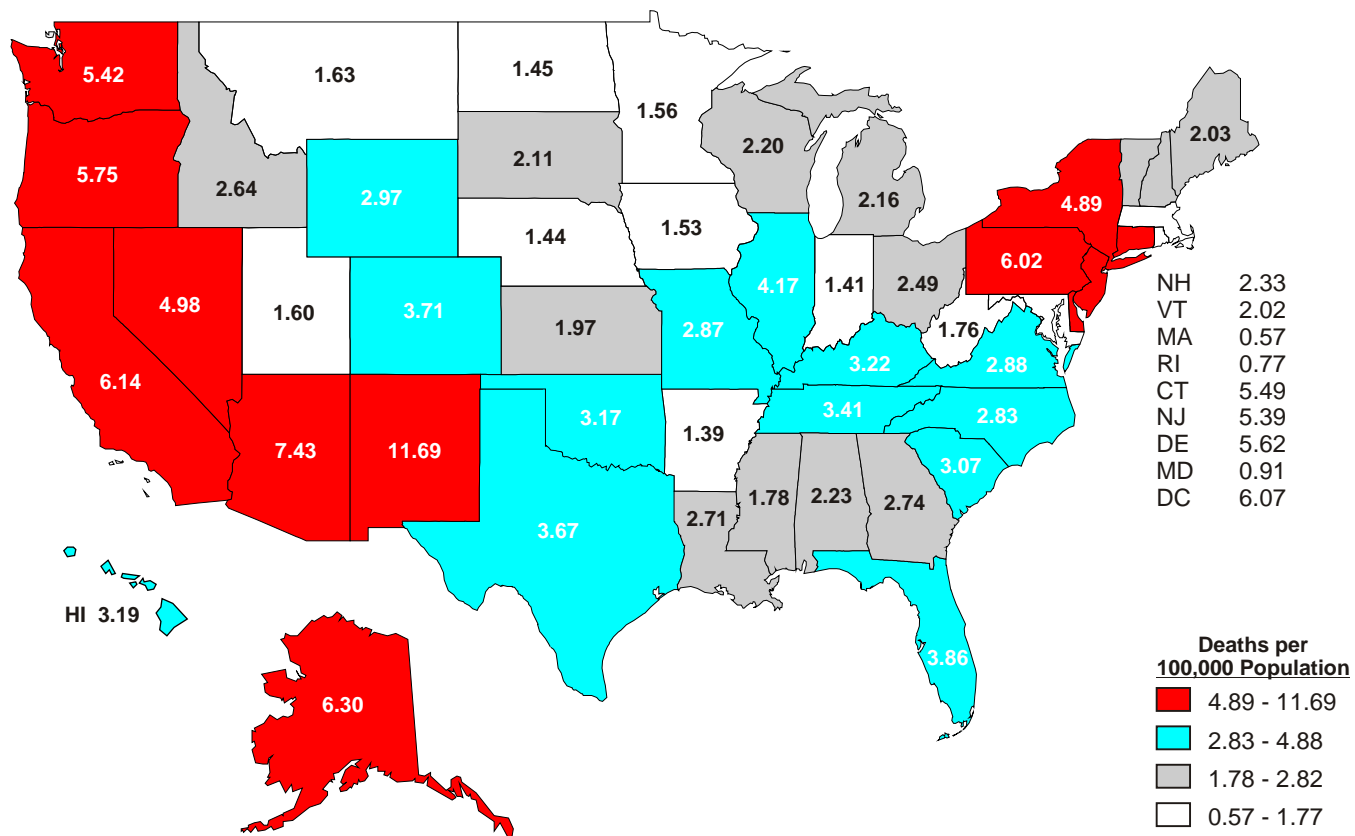
Unintentional Fall Death Rates United States, 1996-1998



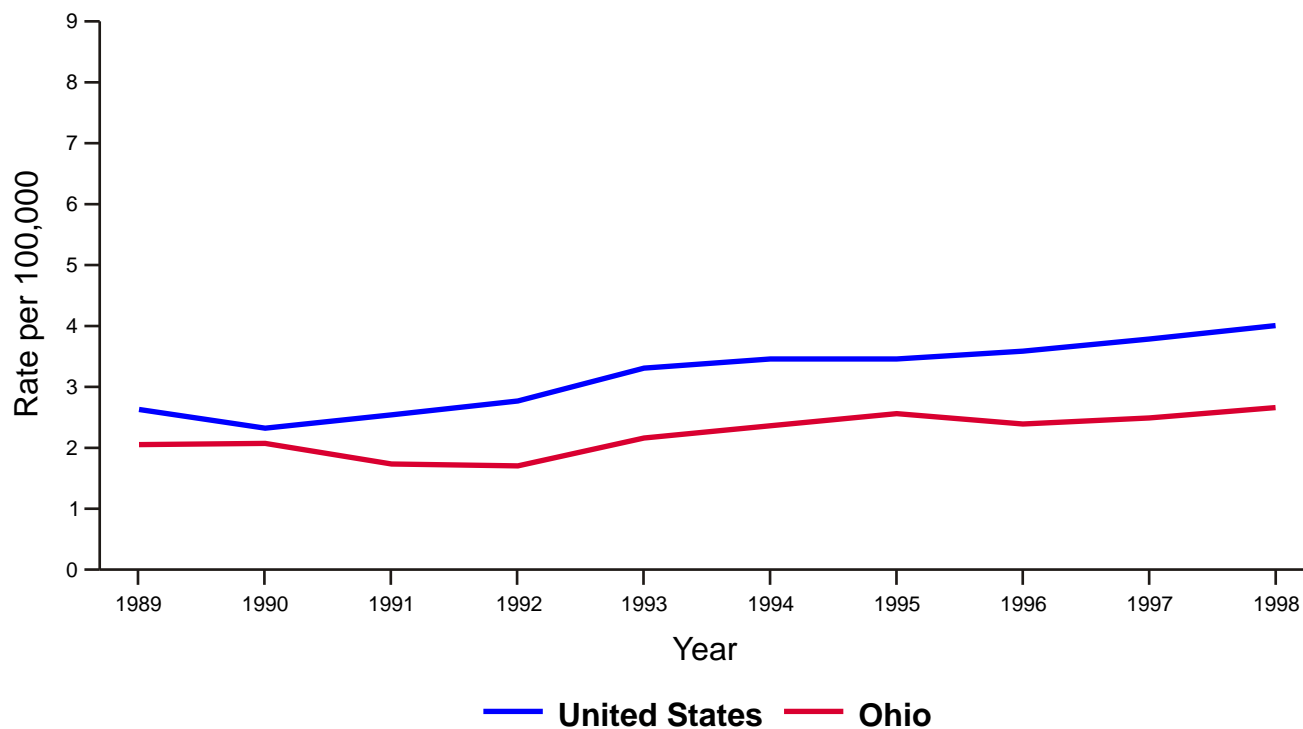
United States and Ohio 1989-1998



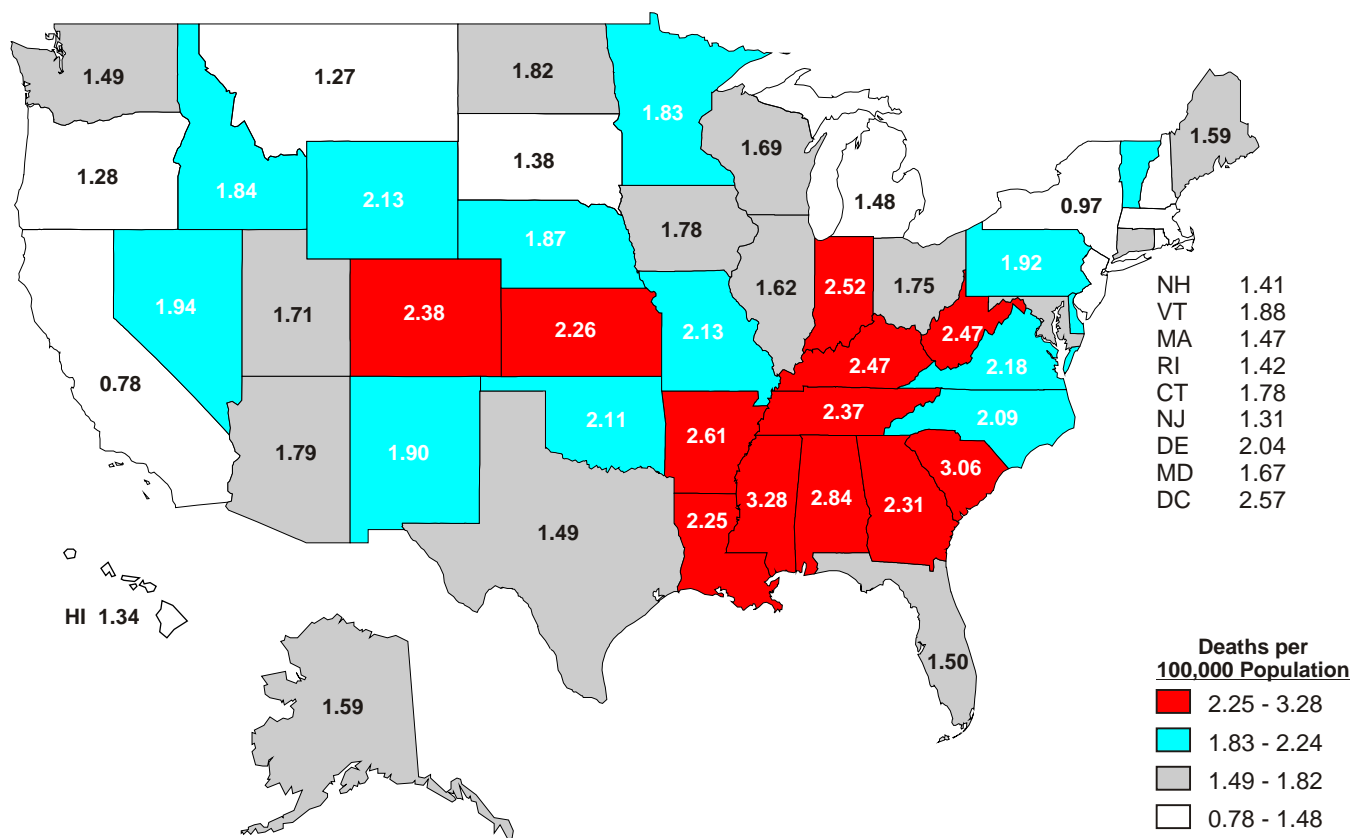
Unintentional Poisoning Death Rates United States, 1996-1998



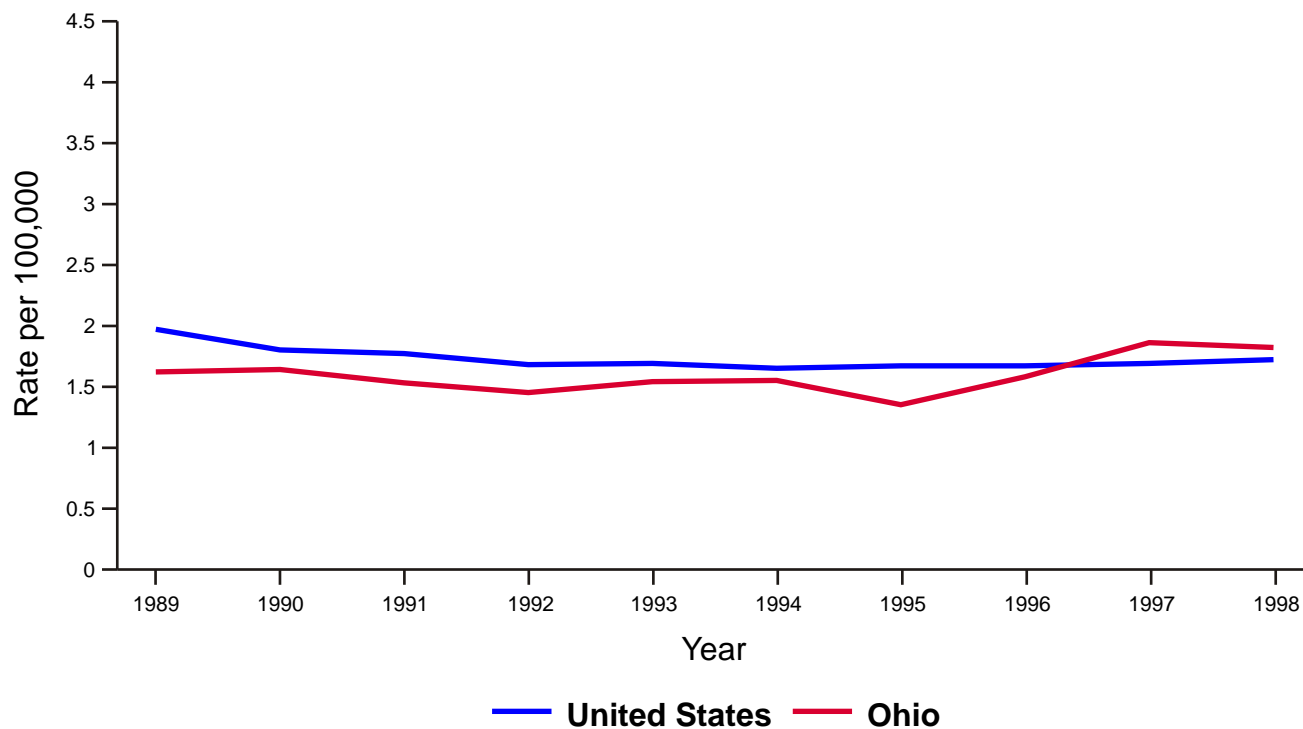
United States and Ohio 1989-1998



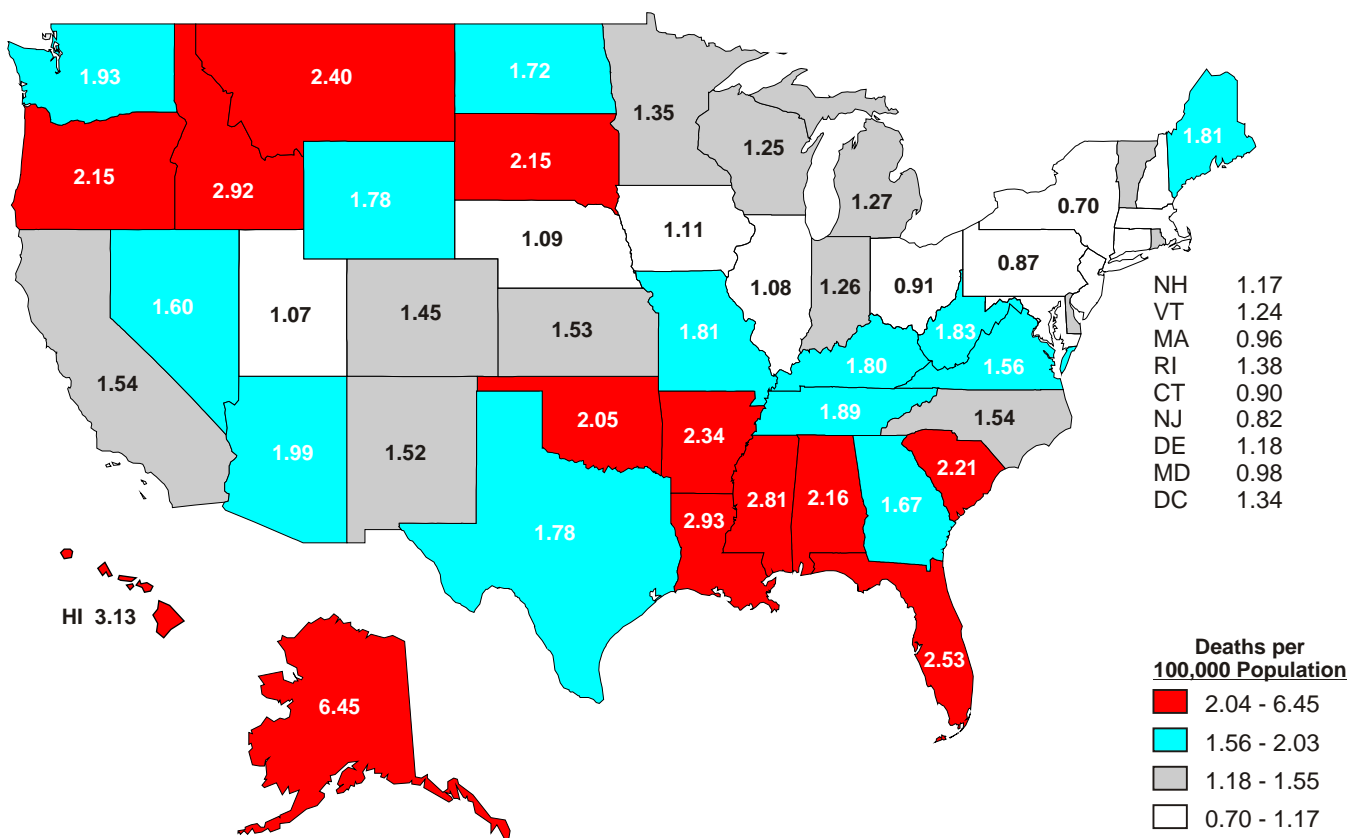
Unintentional Suffocation Death Rates United States, 1996-1998



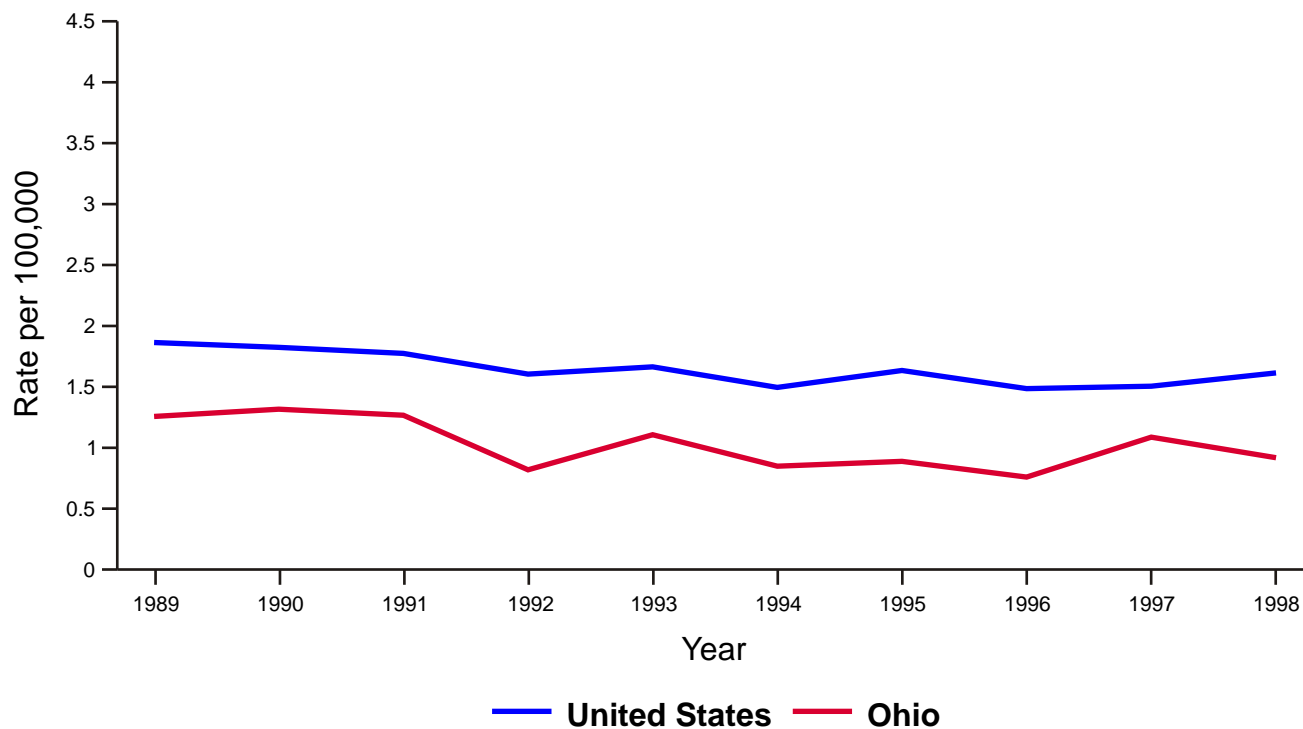
United States and Ohio 1989-1998



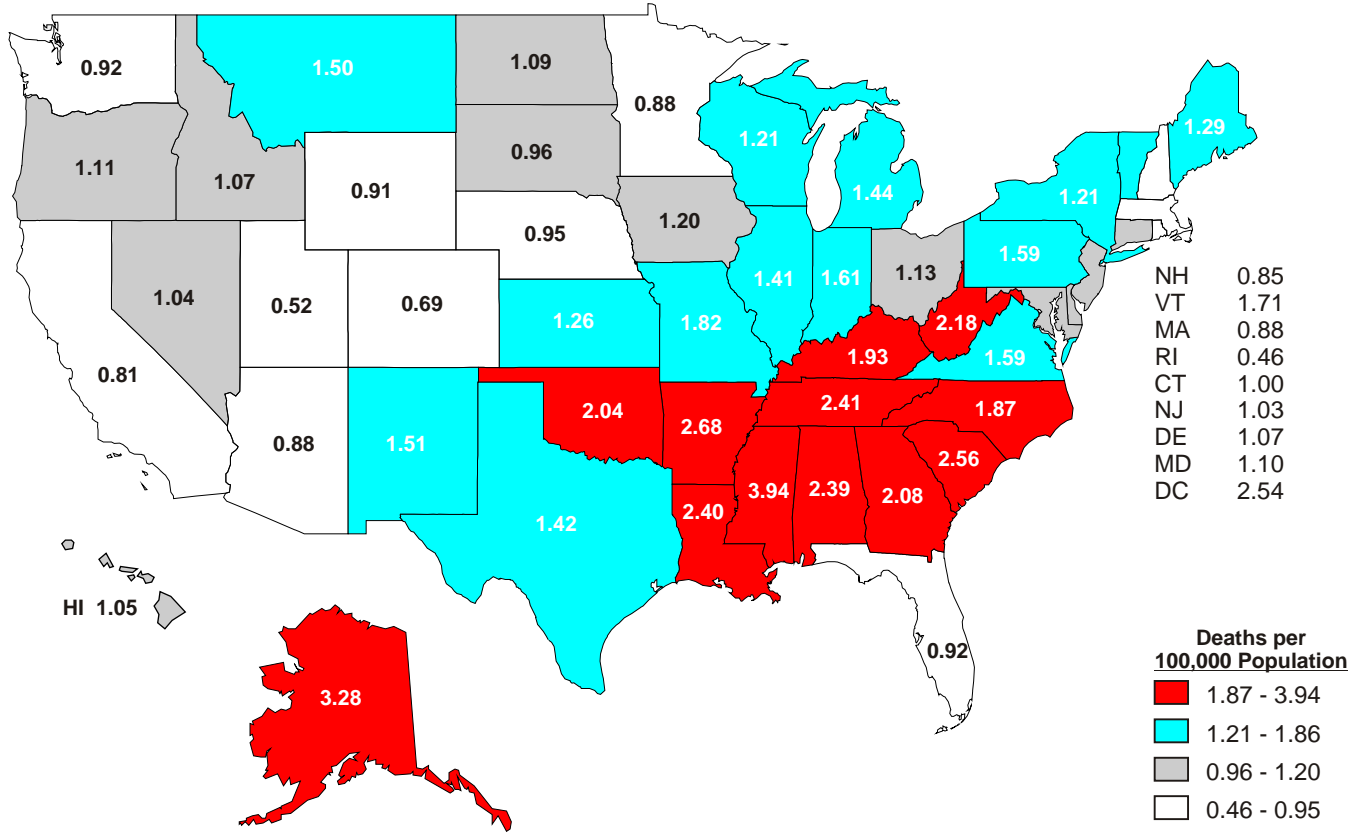
Unintentional Drowning Death Rates United States, 1996-1998



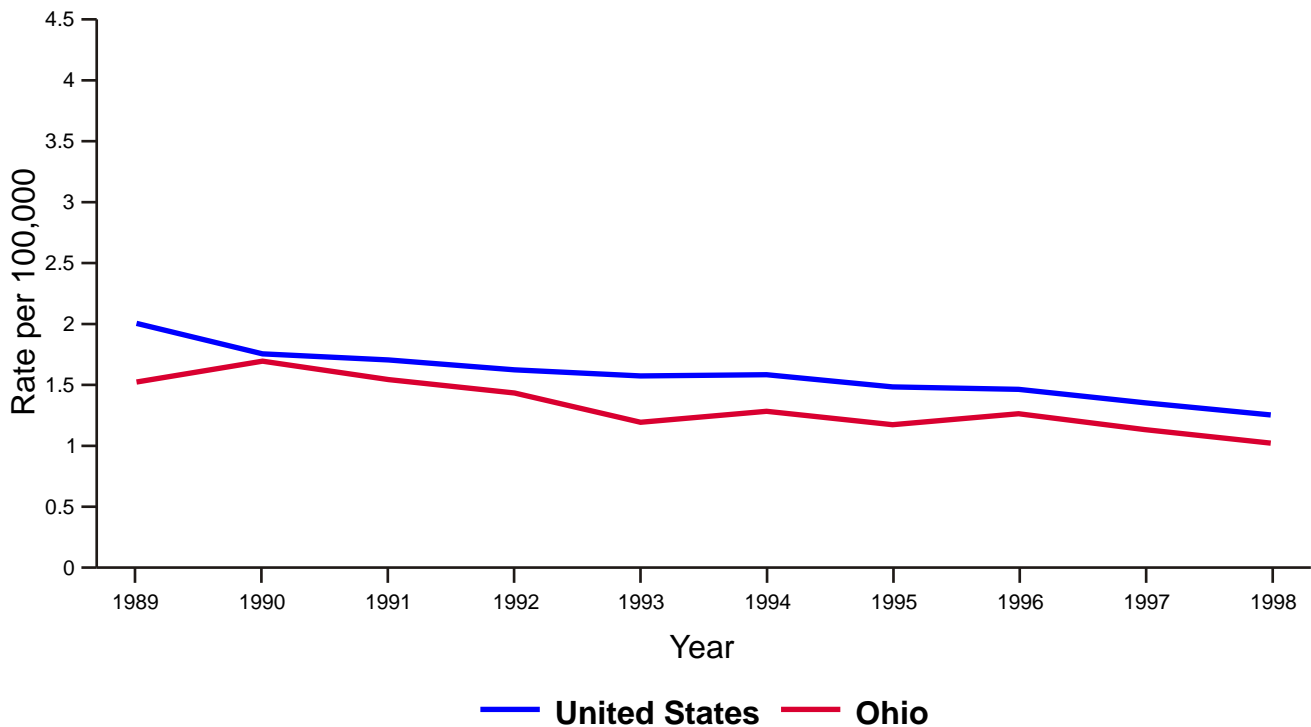
United States and Ohio 1989-1998



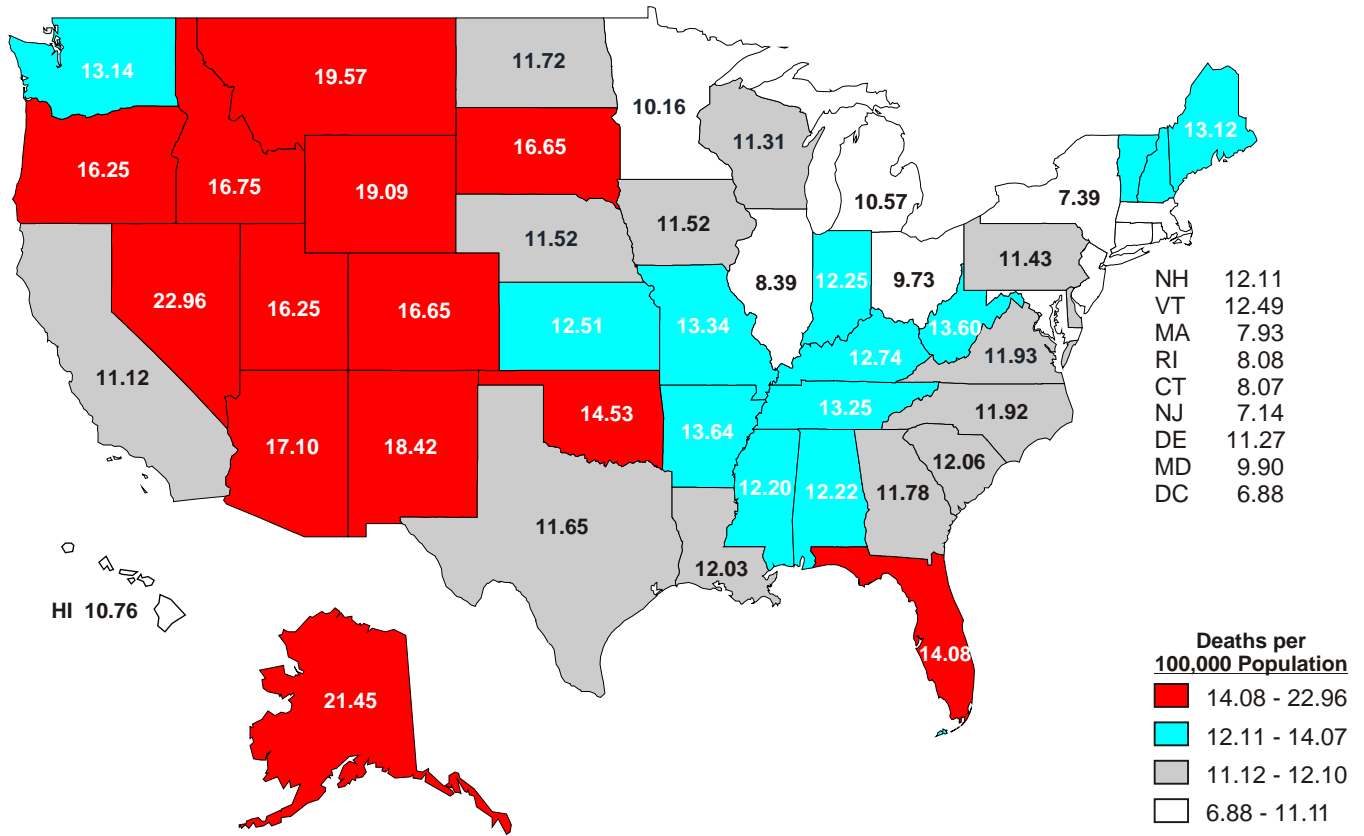
Unintentional Fire and Burn-Related Death Rates United States, 1996-1998



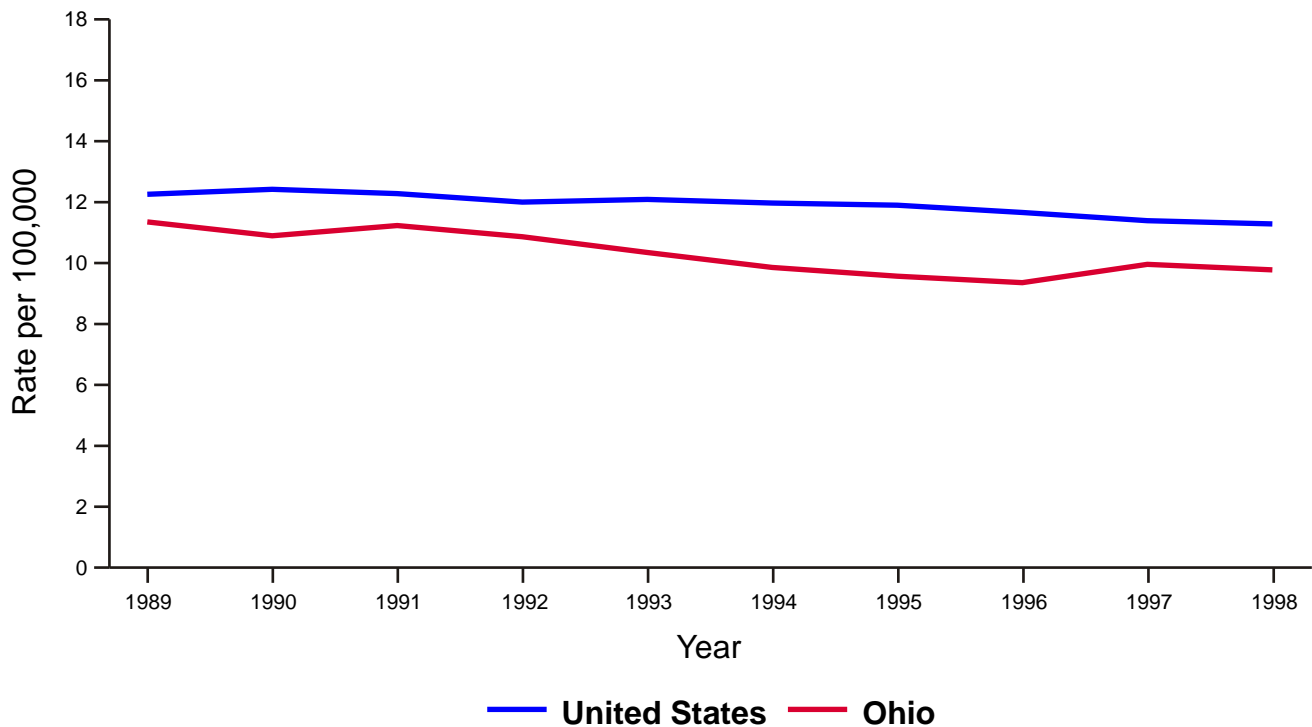
United States and Ohio 1989-1998



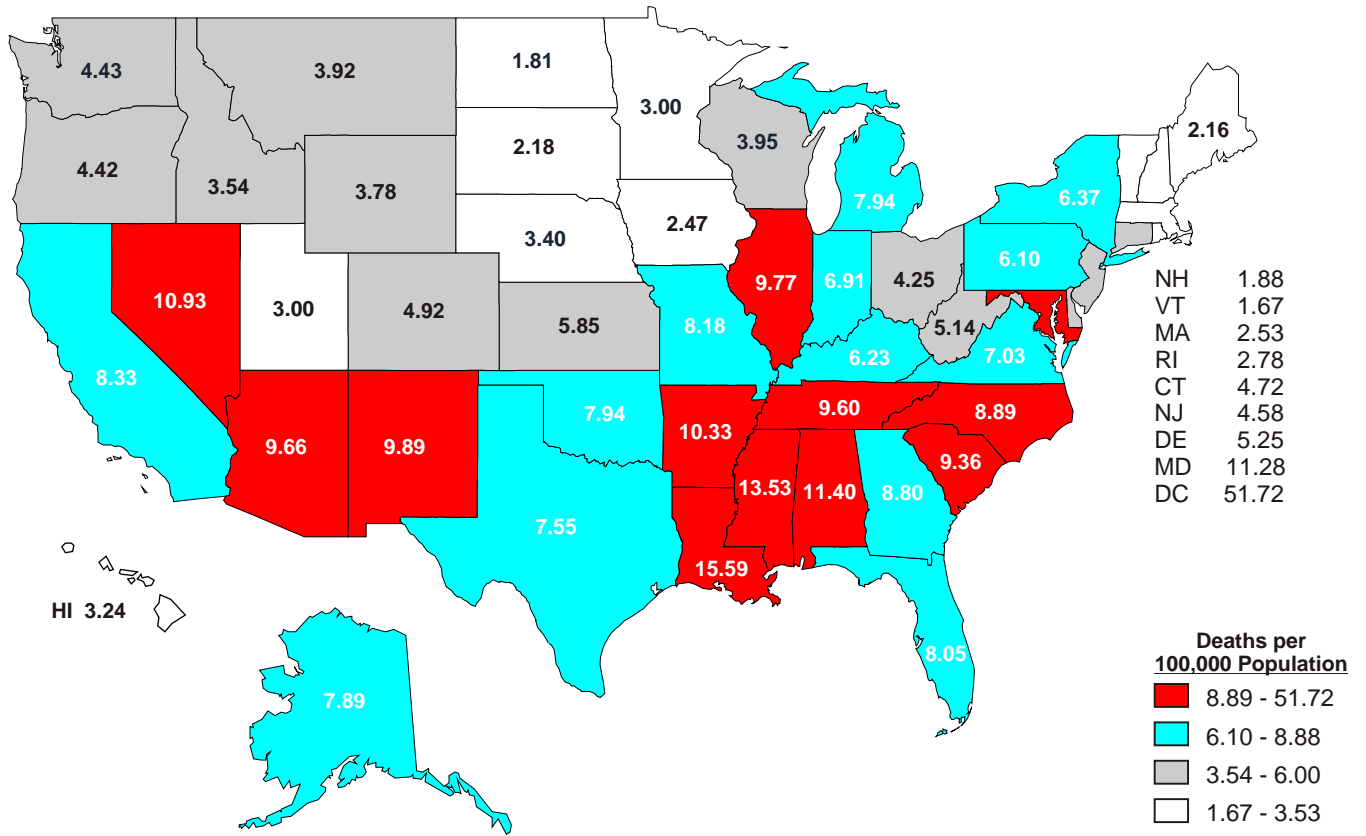
Suicide Death Rates United States, 1996-1998



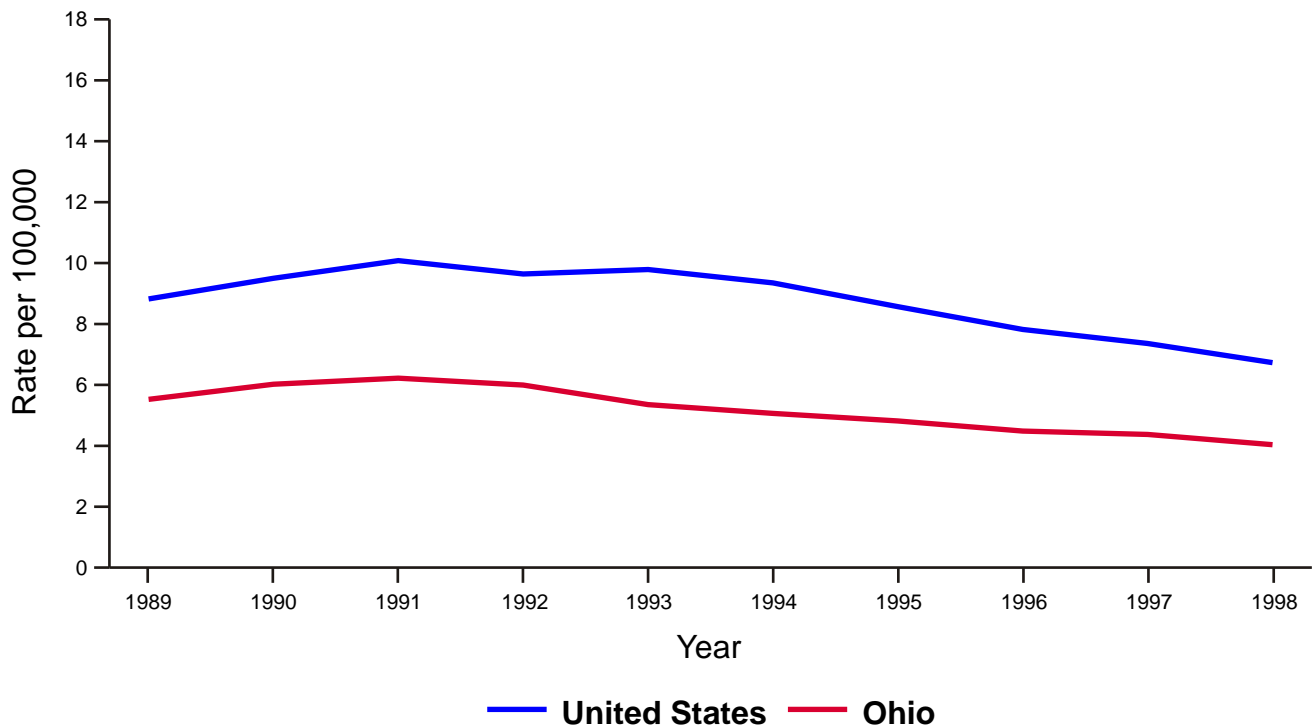
United States and Ohio 1989-1998



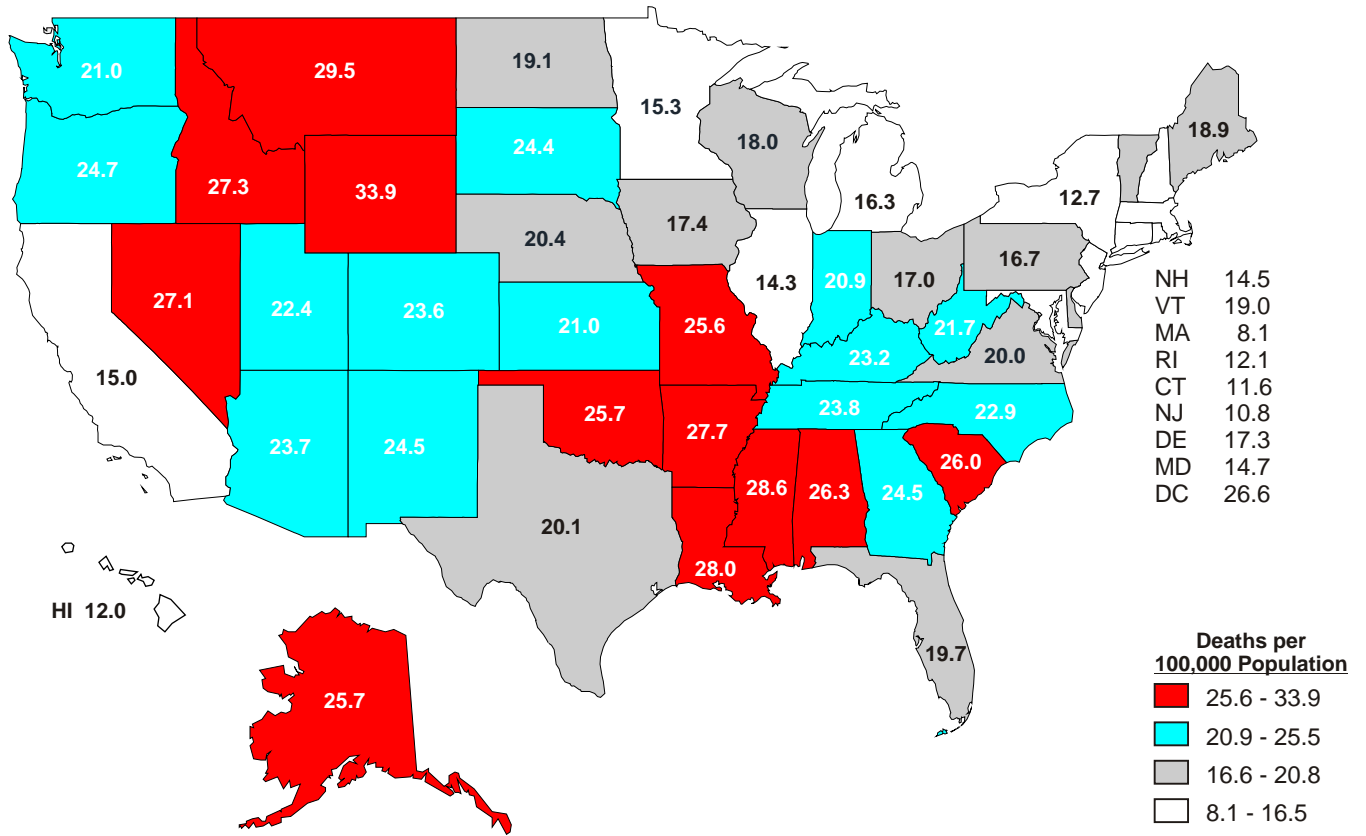
Homicide Death Rates United States, 1996-1998



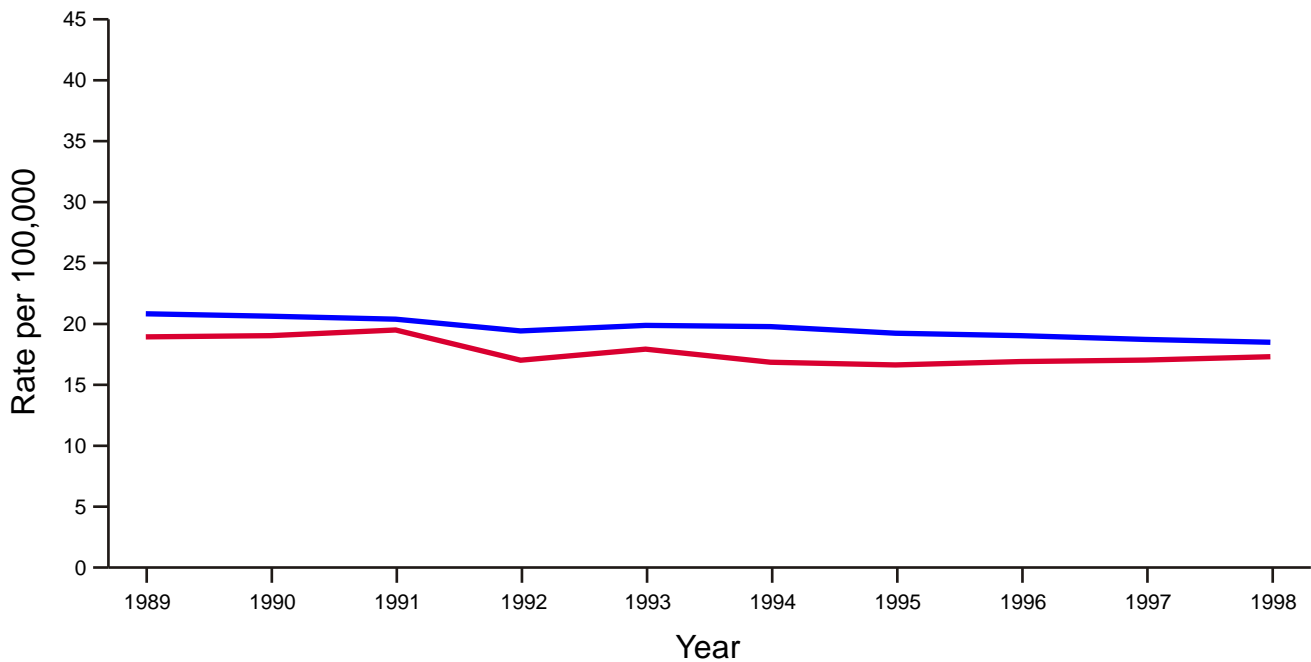
United States and Ohio 1989-1998



Traumatic Brain Injury-Related Death Rates* United States, 1996-1998



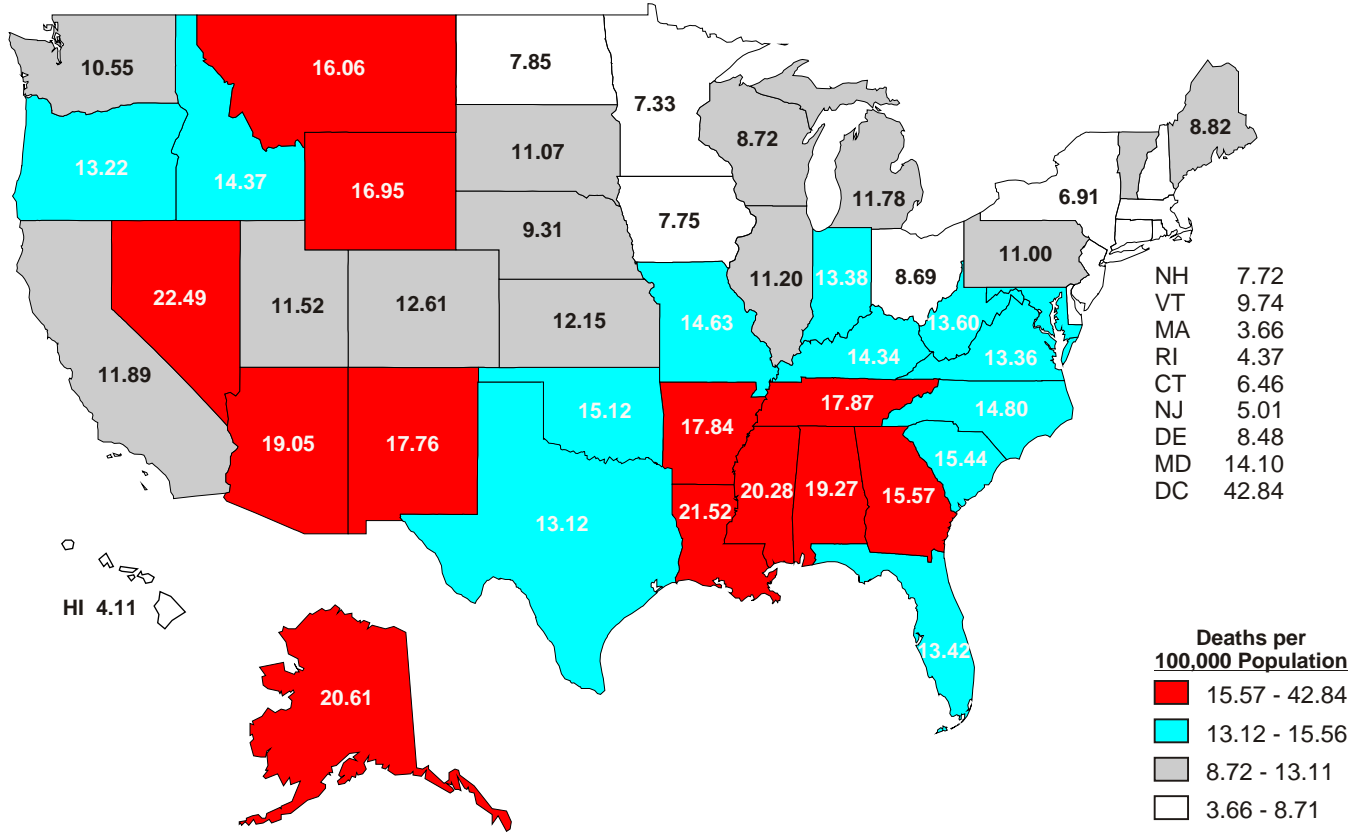
United States and Ohio 1989-1998



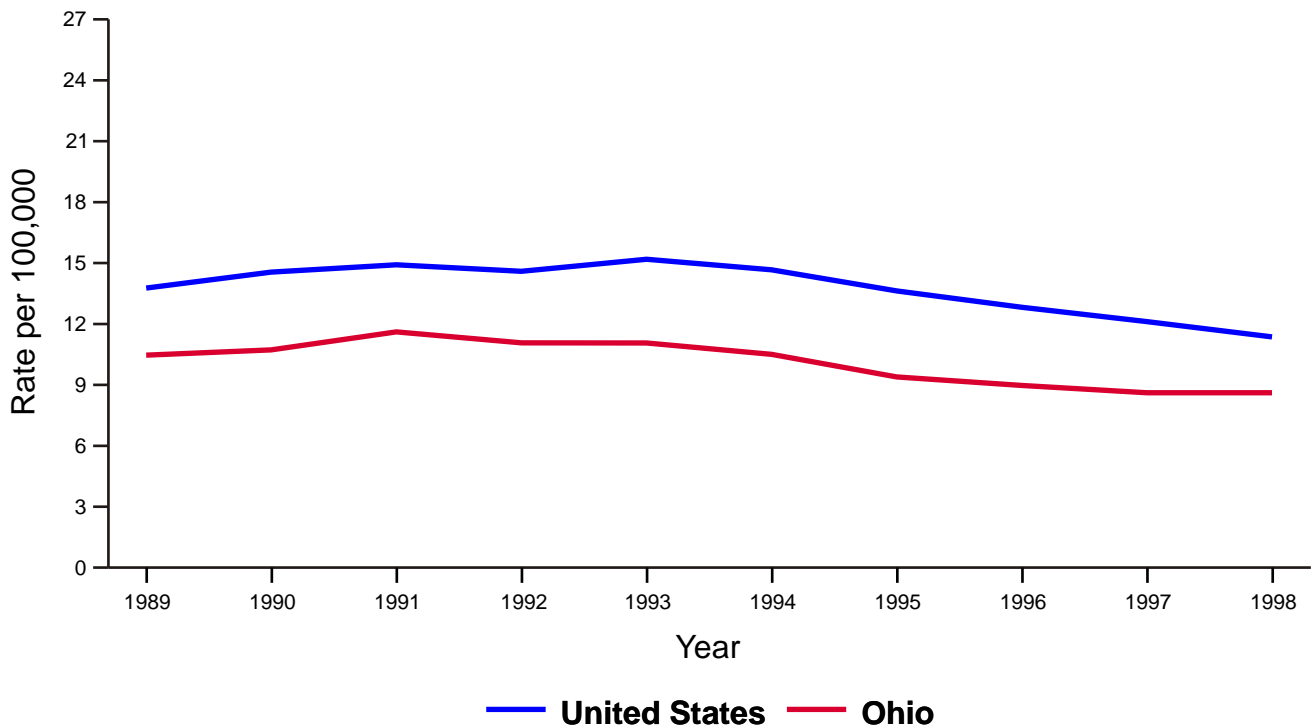
— United States — Ohio

* Includes unintentional and intentional deaths from motor vehicles, firearms, falls, and other causes (of determined and undetermined intent).

Firearm-Related Death Rates United States, 1996-1998

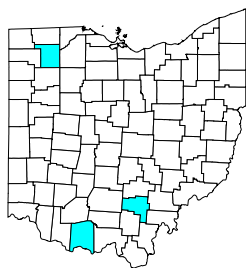


United States and Ohio 1989-1998

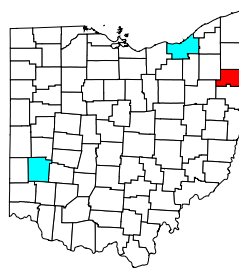


* Includes deaths from firearm suicide, firearm homicide, unintentional firearm-related deaths, and firearm-related deaths of undetermined intent.

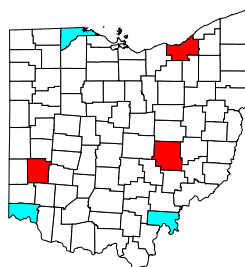
Ohio 1989-1998



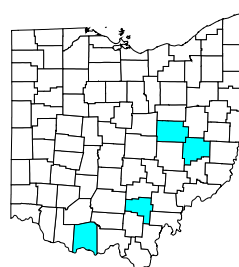
Motor Vehicle
1,488 Deaths/Year
 U.S. 16.4
 OH 13.3



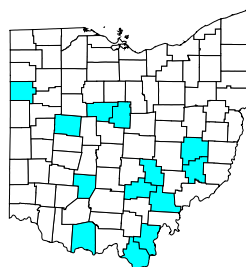
Homicides
580 Deaths/Year
 U.S. 8.7
 OH 5.1



Falls
424 Deaths/Year
 U.S. 4.3
 OH 4.0



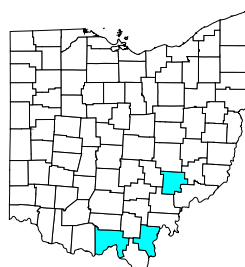
Suicides
1,148 Deaths/Year
 U.S. 12.0
 OH 10.4



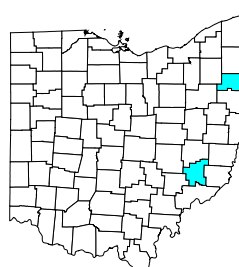
Fires/Burns
149 Deaths/Year
 U.S. 1.6
 OH 1.4



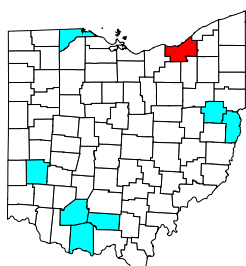
Firearms
1,124 Deaths/Year
 U.S. 13.7
 OH 10.1



Drownings
114 Deaths/Year
 U.S. 1.7
 OH 1.0



Traumatic Brain Injury
1,883 Deaths/Year
 U.S. 18.5
 OH 17.0



Poisonings
242 Deaths/Year
 U.S. 3.2
 OH 2.2

Legend

- At or above the 90th NATIONAL percentile
- At or above the 75th but less than the 90th NATIONAL percentile

CDC-Funded Injury Control Projects

SAFER·HEALTHIER·PEOPLE™

CDC-Funded Injury Control Projects in OHIO

CDC's National Center for Injury Prevention and Control (NCIPC) funds three programs in Ohio to build the state's ability to keep its citizens safe.

Core Injury Programs

State-Based Core Injury Surveillance and Program Development

Ohio is one of 23 states receiving CDC funding to establish a point of coordination for injury control efforts, assess injury data and surveillance resources within the state, and develop a state injury control plan. A core injury development program is a cooperative effort to develop or strengthen the capacity of state public health agencies to prevent and control injuries. These programs possess some combination of these features and tools:

- 1) injury prevention coordinator;
- 2) up-to-date profile of injuries within the state from existing data sources;
- 3) advisory structure to facilitate collaboration with public and private sector groups;
- 4) relationships with organizations, agencies, and individuals interested or experienced in injury prevention or control; and
- 5) a current plan for injury prevention and control based on the state's priorities.

The Ohio Department of Health is looking to strengthen the core components of injury prevention within the state—surveillance, policy, intervention, and infrastructure.
(Ohio Department of Health)

Acute Care and Rehabilitation

Development of a Remote Door Entry Assistive Device

Developing a multi-function remote-control door entry device will assist persons with traumatic brain or spinal cord injuries and persons with cognitive learning problems, skeletal deformities, and other disabling conditions. This rugged, convenient device will remotely lock or unlock doors with standard door handles and deadbolts. With the addition of a compact receiver unit, it will also operate lights, alarm systems, and other electrical devices. (TKM Unlimited, Inc., Akron)

Intentional Injury

Rape Prevention and Education

A nationwide grant program providing resources to states for rape prevention and education programs conducted by rape crisis centers, State sexual assault coalitions, and other public and private nonprofit entities for:

- 1) educational seminars;
- 2) operation of hotlines;
- 3) training programs for professionals;

- 4) preparation of informational material;
- 5) education and training programs for students and campus personnel designed to reduce the incidence of sexual assault at colleges and universities;
- 6) education and training to increase awareness about drugs to facilitate rapes or sexual assaults; and
- 7) other efforts to increase awareness about, or to help prevent, sexual assault, including efforts to increase awareness in underserved communities and awareness among individuals with disabilities.

(Ohio Department of Health)

Notes

Notes