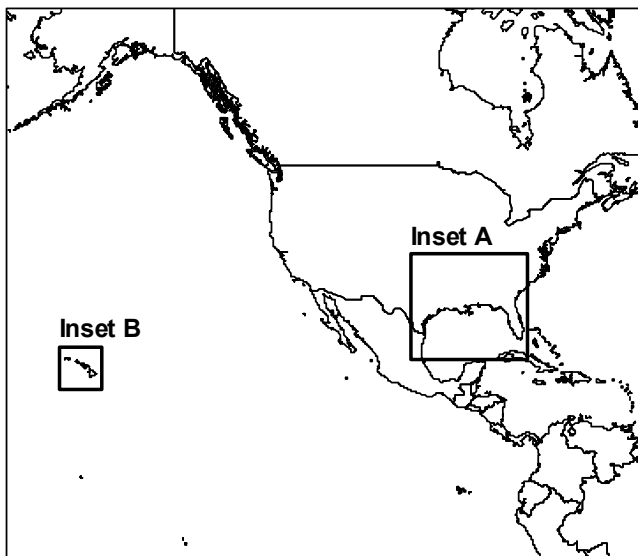


United States: Sugarcane

Yellow numbers indicate percent of national total each state contributes to national production annually. States not numbered contribute less than 1% to the national total.

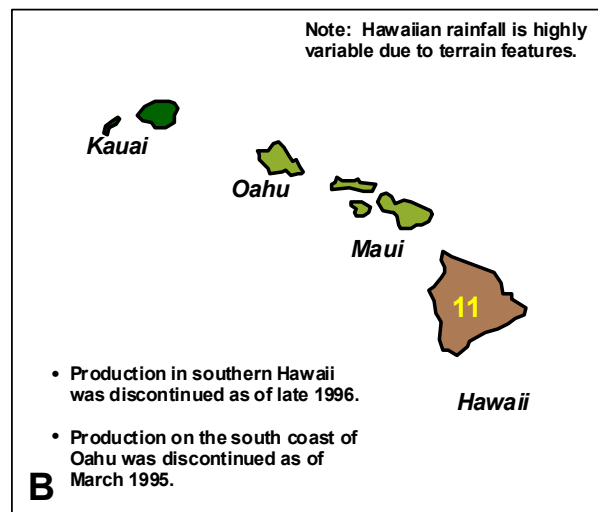
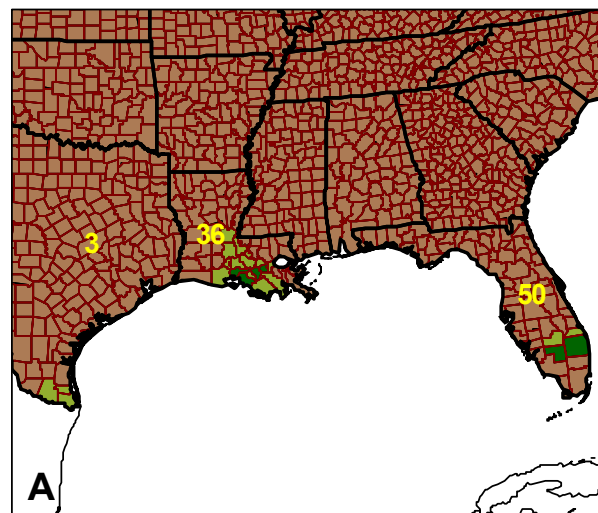
Sugarcane crop calendar for most of the United States

| PLANT/ HARVEST | Southeast U.S.: 10-12 month crop | PLANT/ HARVEST |
|--|-------------------------------------|-------------------|
| Hawaii: 24 month crop, year-round harvest (peak May - Sep) | | |
| HARVEST | | |
| JAN | FEB | MAR |
| APR | MAY | JUN |
| JUL | AUG | SEP |
| OCT | NOV | DEC |



Legend

- Major growing areas
- Minor growing areas



- Major growing areas combined account for 75% of total national production annually
- Major and minor growing areas combined account for 99% of total national production annually
- Major and minor growing areas and state production percentages based upon averaged NASS county-level and state production data from 1995-1999

