

# RevAssist<sup>®</sup> & *S.T.E.P.S.*<sup>®</sup> Risk Management Strategies

## Experience and Perspective

**John Freeman MSc BSc LLB (Hons)**  
*Vice-President, Global Drug Safety*  
*Celgene Corporation*

# Thalidomide – Germany 1960



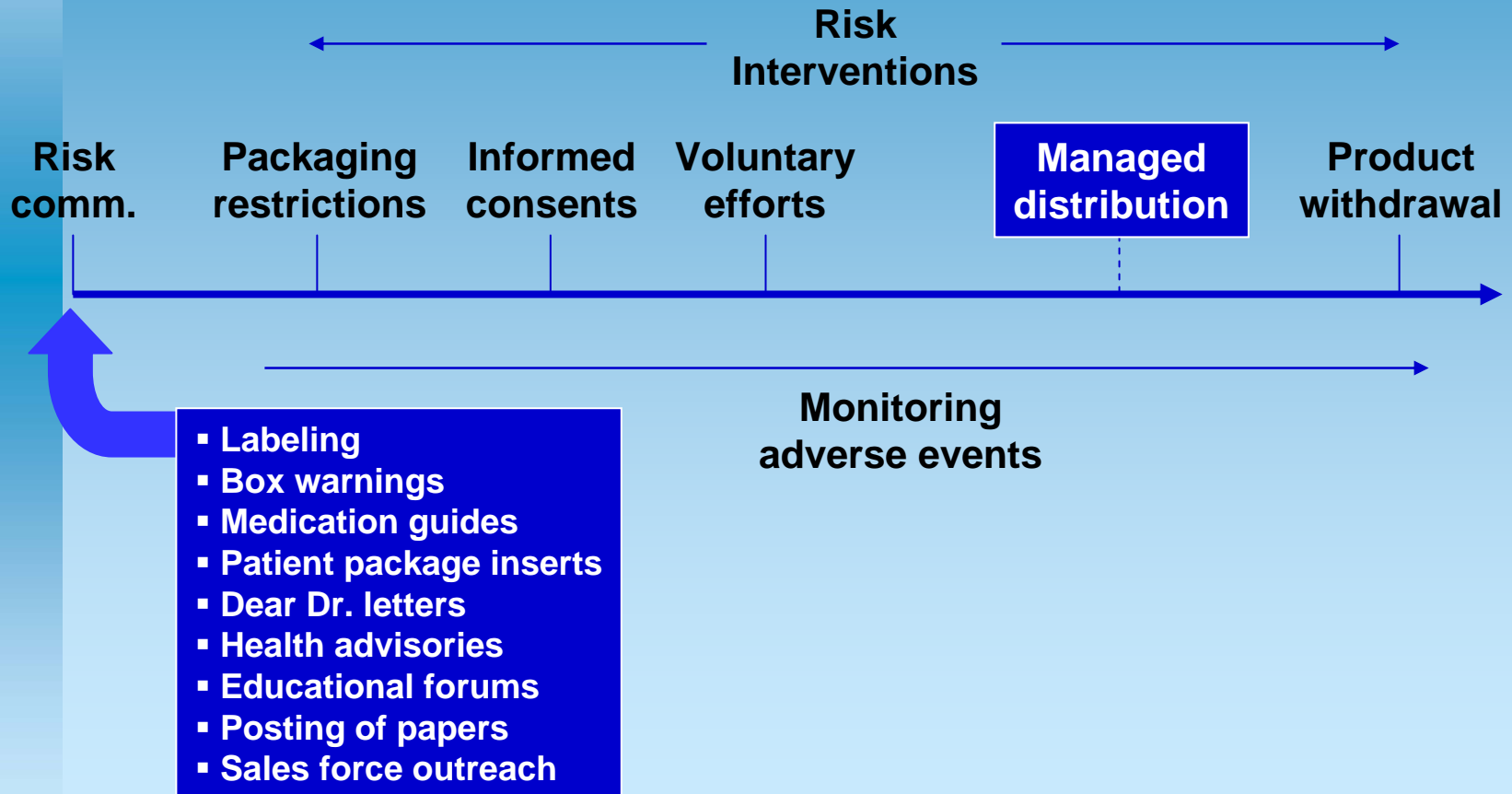
# Thalidomide – Uganda & Brazil 2005



# Presentation Overview

- **RevAssist<sup>®</sup> & S.T.E.P.S.<sup>®</sup> RiskMAPs**
  - ◆ Objectives
  - ◆ Operation
  - ◆ Ensuring effectiveness
- **Key operating metrics**
  - ◆ Enrolment & prescription volume
  - ◆ Outcomes & effectiveness
- **Upsides / Downsides**
- **Celgene experience & perspective**

# Risk Management Options



# Adopted RiskMAP Programs

***S.T.E.P.S.***<sup>®</sup>

**System for Thalidomide  
Education and Prescribing  
Safety**

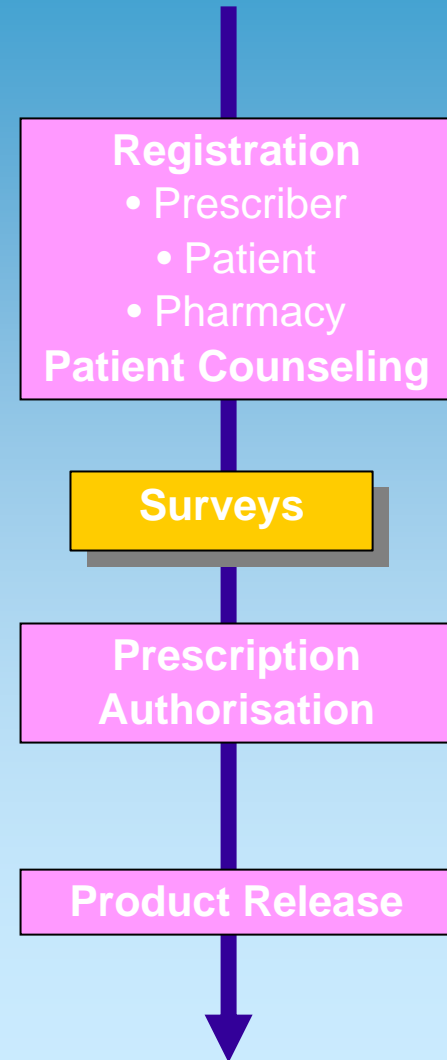
**RevAssist**<sup>®</sup>

**RevAssist<sup>®</sup> program for  
Revlimid education and  
prescribing safety**

# RiskMAP Overview

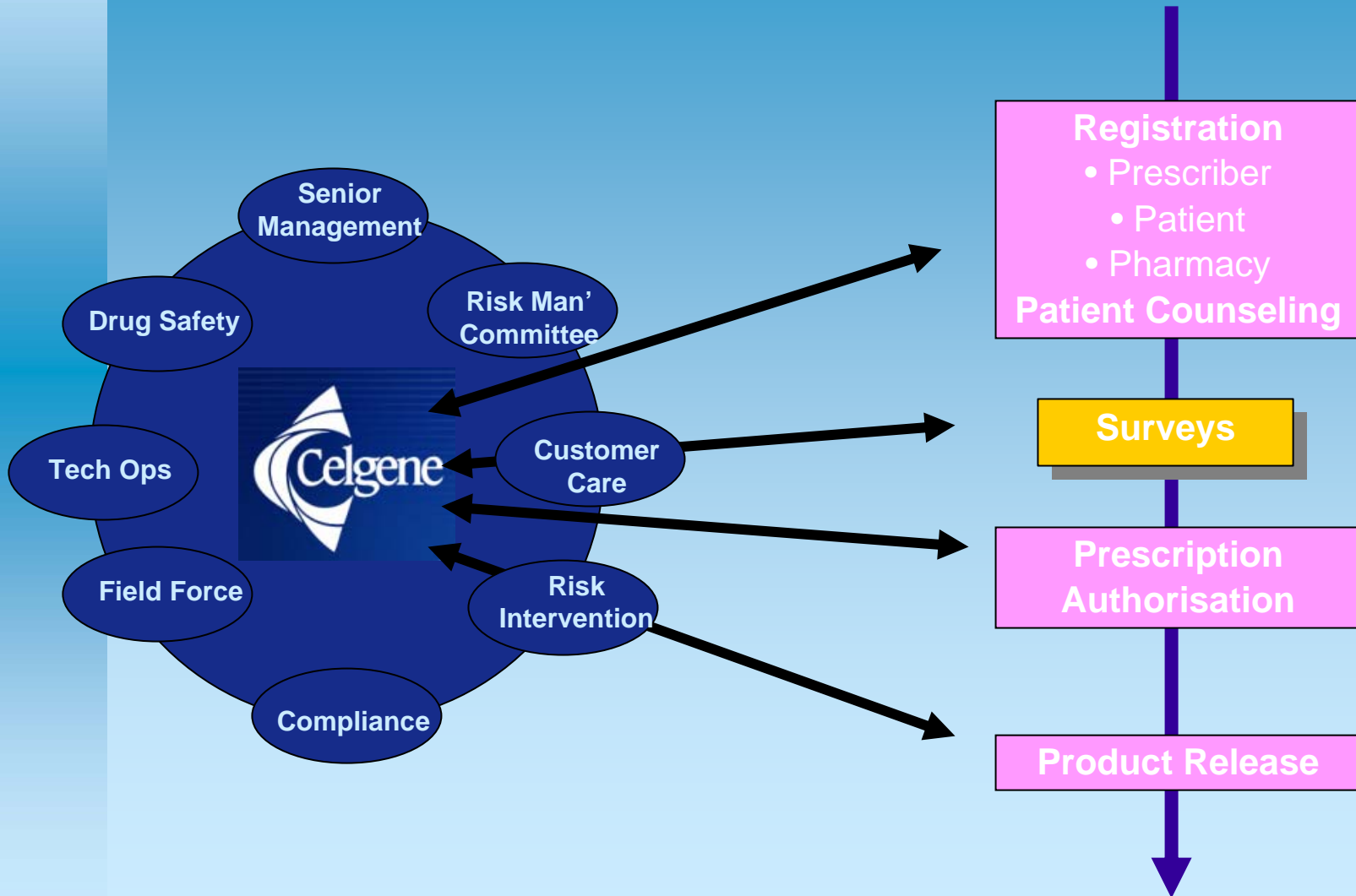
- **Goals:**
  - ◆ Avoid fetal exposure
  - ◆ Manage cytopenias (RevAssist<sup>®</sup> only)
- **Components of *S.T.E.P.S.*<sup>®</sup> and RevAssist<sup>®</sup> risk management programs:**
  - ◆ **Education**
    - ◆ Physicians, nurses and pharmacists
    - ◆ Patients
  - ◆ **Active risk aversion**
  - ◆ **Controlled, performance linked distribution**

# **S.T.E.P.S.<sup>®</sup> & RevAssist<sup>®</sup> Overview**





# S.T.E.P.S.<sup>®</sup> & RevAssist<sup>®</sup> Overview



# RiskMAP operation:

## Patient Risk Classifications

- Six Risk Classifications
- Six Patient/Physician Agreement Forms (PPAF)
  - ◆ Female (4)
    - ◆ Adult female of child-bearing potential
    - ◆ Adult female not of child-bearing potential
    - ◆ Female child of child-bearing potential
    - ◆ Female child not of child-bearing potential
  - ◆ Male (2)
    - ◆ Adult Male
    - ◆ Male Child
- Risk Classification drives program components and risk intervention measures

# **RiskMAP operation:**

## **Pregnancy Prevention**

- **FCBP (Females of Childbearing Potential) must**
  - ◆ **completely abstain from sexual intercourse, OR**
  - ◆ **use 2 methods of “effective birth control” simultaneously for**
    - ◆ **4 weeks before the therapy**
    - ◆ **during therapy**
    - ◆ **during therapy interruptions**
    - ◆ **4 weeks after completion of therapy**
- **Male**
  - ◆ **Use a latex condom, during any sexual contact with females of childbearing potential even if he has undergone a successful vasectomy**

# **RiskMAP operation:**

## **Pregnancy testing**

### **For Females of Child Bearing Potential (FCBP)**

- **Before therapy**
- **During Therapy**
- **Pregnancy testing during therapy interruptions**
- **4 weeks after completion of therapy**

# **RiskMAP operation:**

## **Restricted Prescriptions**

- **Prescribe No More Than 4 weeks (28 days)**
- **No automatic refills**
- **Patient and Physician should complete and sign Patient-Physician Agreement Form for each initial prescription**
- **Counseling not to share drug, not to donate blood or sperm**

# Measuring effectiveness: Prescriber and Patient Surveys

## Females of child bearing potential

|                   | <b>Initial prescription</b>   | <b>Repeat prescription</b>   |
|-------------------|---|--|
| <b>Prescriber</b> | <ul style="list-style-type: none"><li>■ Pregnancy test</li><li>■ Dose &amp; duration</li></ul>                                  | <ul style="list-style-type: none"><li>■ Patient counseling</li><li>■ Change in patient fertility status</li></ul>  |
| <b>Patient</b>    | <ul style="list-style-type: none"><li>■ Sexual activity</li><li>■ Contraception compliance</li><li>■ Pregnancy status</li></ul> | <ul style="list-style-type: none"><li>■ Sexual activity</li><li>■ Contraception compliance</li><li>■ Pregnancy status</li><li>■ Drug sharing</li><li>■ Blood donation</li><li>■ Fertility status</li></ul> |

# Key Operating Metrics:

Use from Launch to Dec 31st 2006

|                             |   |
|-----------------------------|---|
|                             | <b><i>S.T.E.P.S.<sup>®</sup></i></b>  |
| <b>Program Registration</b> | <b>&gt; 36,000 pharmacies<br/>&gt; 20,000 prescribers<br/>&gt; 136,000 patients</b> |
| <b>Prescriptions</b>        | <b>&gt; 880,000 prescriptions</b>   |

# Key Operating Metrics : *S.T.E.P.S.*<sup>®</sup>

Launch to date

**No in utero exposure resulting in congenital malformations associated with thalidomide in over one million prescription cycles.**



# Key Operating Metrics : RevAssist<sup>®</sup>

Launch to 31 Dec 2006

**Patient survey data indicates a high level of understanding of program objectives**

| Knowledge Questions   | Period Ending 26 Jun 2006 |            | Period Ending 26 Dec 2006 |            |
|---|---------------------------|------------|---------------------------|------------|
|   | FCBP                      | Males      | FCBP                      | Males      |
|   | N (%)                     | N (%)      | N (%)                     | N (%)      |
| No. of Respondents  | 34                        | 264        | 93                        | 759        |
| Women should not get pregnant while taking Revlimid                                 | 34 (100)                  | NA         | 91 (97.8)                 | NA         |
| Revlimid may cause birth defects  | 34 (100)                  | 259 (98.1) | 91 (97.8)                 | 739 (97.4) |
| Women who could get pregnant need to use two different types of birth control       | 34 (100)                  | NA         | 89 (95.7)                 | NA         |
| Birth control pills cannot be used alone to prevent pregnancy while taking Revlimid | 34 (100)                  | NA         | 90 (96.8)                 | NA         |
| It is important to stop taking Revlimid before trying to get pregnant               | 34 (100)                  | 259 (98.1) | 90 (96.8)                 | 736 (97.0) |

# Upsides : Drug Utilization & Exposure Data

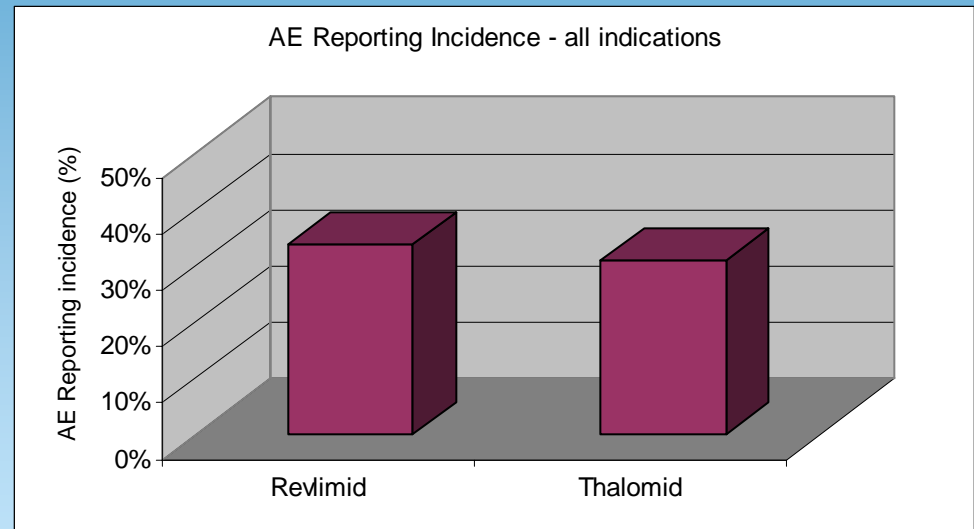
Precise product usage data:

- Dose adjustments
- Drug withdrawals
- Drug interruptions
- Usage vs approved dose
- Indication information

| Initial Dose   | Status After 1st Treatment | 2nd Dose after 1st Date | Status After 2nd Treatment | 3rd Dose after 2nd Date | Status After 3rd Treatment | 4th Dose after 3rd Date | # of NEW HDG Patients |
|--|----------------------------|-------------------------|----------------------------|-------------------------|----------------------------|-------------------------|-----------------------|
| X mg   | On Therapy                 | Increased               | On Therapy                 | Reduced                 | On Therapy                 | End treatment on-going  | 4                     |
|  |                            |                         |                            |                         |                            | End treatment on-going  | 1                     |
|  |                            |                         |                            |                         |                            | Increased               | 1                     |
|  |                            |                         |                            |                         |                            | Increased               | 1                     |
|  |                            |                         |                            |                         |                            | Same Date               | 2                     |
|  |                            |                         |                            |                         |                            | Same Date               | 1                     |
|  |                            |                         |                            |                         |                            | Same Date               | 2                     |
|  |                            |                         |                            |                         |                            | Stopped                 | 1                     |
|  |                            |                         |                            |                         |                            | Stopped                 | 1                     |
|  |                            |                         |                            |                         |                            | Stopped                 | 1                     |
| X mg   | On Therapy                 | Reduced                 | On Therapy                 | Reduced                 | On Therapy                 | End treatment on-going  | 25                    |
|  |                            |                         |                            |                         |                            | End treatment on-going  | 1                     |
|  |                            |                         |                            |                         |                            | Increased               | 1                     |
|  |                            |                         |                            |                         |                            | Increased               | 1                     |
|  |                            |                         |                            |                         |                            | Same Date               | 2                     |
|  |                            |                         |                            |                         |                            | Same Date               | 1                     |
|  |                            |                         |                            |                         |                            | Same Date               | 1                     |
|  |                            |                         |                            |                         |                            | Same Date               | 1                     |
|  |                            |                         |                            |                         |                            | Same Date               | 1                     |
|  |                            |                         |                            |                         |                            | Same Date               | 1                     |
| X mg   | On Therapy                 | Same Date               | On Therapy                 | Reduced                 | On Therapy                 | End treatment on-going  | 287                   |
|  |                            |                         |                            |                         |                            | End treatment on-going  | 2                     |
|  |                            |                         |                            |                         |                            | Increased               | 2                     |
|  |                            |                         |                            |                         |                            | Increased               | 1                     |
|  |                            |                         |                            |                         |                            | Same Date               | 1                     |
|  |                            |                         |                            |                         |                            | Same Date               | 40                    |
|  |                            |                         |                            |                         |                            | Same Date               | 10                    |
|  |                            |                         |                            |                         |                            | Same Date               | 7                     |
|  |                            |                         |                            |                         |                            | Same Date               | 113                   |
|  |                            |                         |                            |                         |                            | Same Date               | 1                     |
| X mg   | On Therapy                 | Same Date               | On Therapy                 | Reduced                 | On Therapy                 | End treatment on-going  | 16                    |
|  |                            |                         |                            |                         |                            | End treatment on-going  | 1                     |
|  |                            |                         |                            |                         |                            | Increased               | 1                     |
|  |                            |                         |                            |                         |                            | Increased               | 1                     |
|  |                            |                         |                            |                         |                            | Same Date               | 1                     |
|  |                            |                         |                            |                         |                            | Same Date               | 1                     |
|  |                            |                         |                            |                         |                            | Same Date               | 1                     |
|  |                            |                         |                            |                         |                            | Same Date               | 1                     |
|  |                            |                         |                            |                         |                            | Same Date               | 1                     |
|  |                            |                         |                            |                         |                            | Same Date               | 1                     |
| X mg   | On Therapy                 | Same Date               | On Therapy                 | Reduced                 | On Therapy                 | End treatment on-going  | 1                     |
|  |                            |                         |                            |                         |                            | End treatment on-going  | 1                     |
|  |                            |                         |                            |                         |                            | Increased               | 1                     |
|  |                            |                         |                            |                         |                            | Increased               | 1                     |
|  |                            |                         |                            |                         |                            | Same Date               | 1                     |
|  |                            |                         |                            |                         |                            | Same Date               | 1                     |
|  |                            |                         |                            |                         |                            | Same Date               | 1                     |
|  |                            |                         |                            |                         |                            | Same Date               | 1                     |
|  |                            |                         |                            |                         |                            | Same Date               | 1                     |
|  |                            |                         |                            |                         |                            | Same Date               | 1                     |
| X mg   | On Therapy                 | Same Date               | On Therapy                 | Reduced                 | On Therapy                 | End treatment on-going  | 1                     |
|  |                            |                         |                            |                         |                            | End treatment on-going  | 1                     |
|  |                            |                         |                            |                         |                            | Increased               | 1                     |
|  |                            |                         |                            |                         |                            | Increased               | 1                     |
|  |                            |                         |                            |                         |                            | Same Date               | 1                     |
|  |                            |                         |                            |                         |                            | Same Date               | 1                     |
|  |                            |                         |                            |                         |                            | Same Date               | 1                     |
|  |                            |                         |                            |                         |                            | Same Date               | 1                     |
|  |                            |                         |                            |                         |                            | Same Date               | 1                     |
|  |                            |                         |                            |                         |                            | Same Date               | 1                     |
| X mg   | On Therapy                 | Same Date               | On Therapy                 | Reduced                 | On Therapy                 | End treatment on-going  | 1                     |
|  |                            |                         |                            |                         |                            | End treatment on-going  | 1                     |
|  |                            |                         |                            |                         |                            | Increased               | 1                     |
|  |                            |                         |                            |                         |                            | Increased               | 1                     |
|  |                            |                         |                            |                         |                            | Same Date               | 1                     |
|  |                            |                         |                            |                         |                            | Same Date               | 1                     |
|  |                            |                         |                            |                         |                            | Same Date               | 1                     |
|  |                            |                         |                            |                         |                            | Same Date               | 1                     |
|  |                            |                         |                            |                         |                            | Same Date               | 1                     |
|  |                            |                         |                            |                         |                            | Same Date               | 1                     |
| X mg   | On Therapy                 | Same Date               | On Therapy                 | Reduced                 | On Therapy                 | End treatment on-going  | 1                     |
|  |                            |                         |                            |                         |                            | End treatment on-going  | 1                     |
|  |                            |                         |                            |                         |                            | Increased               | 1                     |
|  |                            |                         |                            |                         |                            | Increased               | 1                     |
|  |                            |                         |                            |                         |                            | Same Date               | 1                     |
|  |                            |                         |                            |                         |                            | Same Date               | 1                     |
|  |                            |                         |                            |                         |                            | Same Date               | 1                     |
|  |                            |                         |                            |                         |                            | Same Date               | 1                     |
|  |                            |                         |                            |                         |                            | Same Date               | 1                     |
|  |                            |                         |                            |                         |                            | Same Date               | 1                     |
| X mg   | On Therapy                 | Same Date               | On Therapy                 | Reduced                 | On Therapy                 | End treatment on-going  | 1                     |
|  |                            |                         |                            |                         |                            | End treatment on-going  | 1                     |
|  |                            |                         |                            |                         |                            | Increased               | 1                     |
|  |                            |                         |                            |                         |                            | Increased               | 1                     |
|  |                            |                         |                            |                         |                            | Same Date               | 1                     |
|  |                            |                         |                            |                         |                            | Same Date               | 1                     |
|  |                            |                         |                            |                         |                            | Same Date               | 1                     |
|  |                            |                         |                            |                         |                            | Same Date               | 1                     |
|  |                            |                         |                            |                         |                            | Same Date               | 1                     |
|  |                            |                         |                            |                         |                            | Same Date               | 1                     |
| Total NEW HDG Patient started with initial dose X mg |                            |                         |                            |                         |                            |                         | 1316                  |
| Total Patient Remains on Drug within 4th Doseage*    |                            |                         |                            |                         |                            |                         | *****                 |
| Total Patient Stopped within 4th Doseage*            |                            |                         |                            |                         |                            |                         | *****                 |

# Upsides : Adverse Event reporting

- Multiple, defined points of contact with prescribers, pharmacies and patients drives higher AE reporting rates
- Treatment discontinuations permit investigation of cause
- Individual patient experience may be tracked via social security number (or other unique patient identifier)



## **Impact :**

**Healthcare providers, Patients & Industry.**

- **Average monthly call volume: 26,000**
- **Average daily call volume: 1300**
- **Average daily fax volume: 1400**
- **Average monthly survey volume: 18,800**

# Celgene experience & perspective

- **Highly effective risk minimisation via controlled distribution is possible.**
- **Considerable burden on healthcare providers, dispensers & patients.**
- **Effective risk minimisation requires considerable industry expertise and resolve – an engrained culture of risk management, central to the company's philosophy & values.**
- **RiskMAPs must be proportionate to the perceived level of risk.**

# Celgene experience & perspective

- It should be possible to adjust RiskMAP methods and emphasis based on risk variation across patient sub-groups.
- Controlled distribution RiskMAPs should permit easement of some aspects of drug regulation compared with conventionally distributed products.
- These programs evolve with practical experience necessitating ongoing refinement – guidance is needed on change approval. Minor adjustments to RiskMAP programs should not be subject to prior regulatory approval.