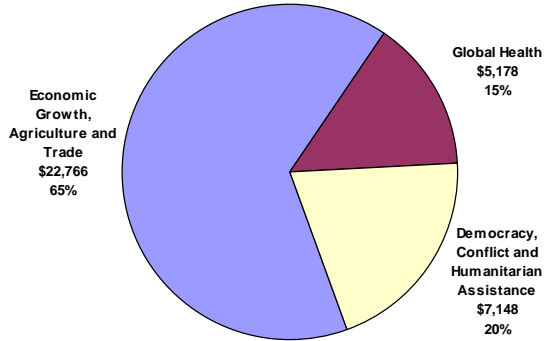
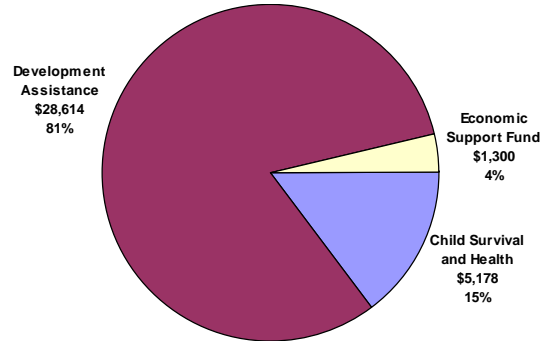


# South Africa

**FY 2006 Assistance by Sector**



**FY 2006 Assistance by Account**



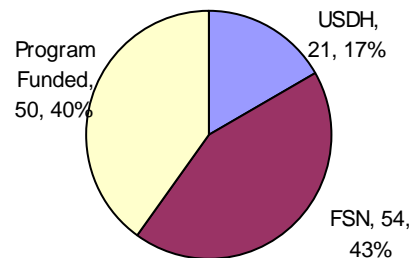
## Objectives and Budget

Objective	SO Number	FY 2004	FY 2005	FY 2006
Democracy and Governance	674-001	5,316	6,068	7,148
Education	674-002	9,376	7,248	8,366
Economic Capacity Building	674-004	3,728	2,400	2,100
Housing & Municipal Services	674-006	6,041	4,833	4,817
HIV/AIDS and Primary Health Care	674-008	31,028	5,328	5,178
Employment Creation	674-009	6,925	6,603	7,483
<b>Total (in thousands of dollars)</b>		<b>62,414</b>	<b>32,480</b>	<b>35,092</b>

## Administrative Expenses and Workforce

Administrative Expenses	FY 2004	FY 2005	FY 2006
Mission Allocation	5,386	5,118	5,245
USDH Salaries & Benefits	2,371	2,959	3,023
Program Funds	6,227	6,943	6,909
<b>Total (in thousands of dollars)</b>	<b>13,984</b>	<b>15,020</b>	<b>15,177</b>

**FY 2006 Workforce**



Mission Director: Carole Palma - Acting