

The FEIS describes the proposed action and alternatives to the proposed action, including the no-action alternative. The FEIS assesses the impacts of the proposed action and its alternatives on human health, air quality, water resources, waste management, geology, noise, ecology, land use, cultural resources, socioeconomic, accident impacts, and environmental justice. Additionally, the FEIS analyzes and compares the costs and benefits of the proposed action.

After weighing the impacts, costs, and benefits of the proposed action and comparing alternatives (*see* Sections 2.6, 4.15, and 7 of the FEIS), the NRC staff, in accordance with 10 CFR 51.91 (d), sets forth its final NEPA recommendation regarding the proposed action. The NRC staff recommend that, unless safety issues mandate otherwise, the action called for is the issuance of the proposed license to FWENC. In this regard, the NRC staff concludes (i) the applicable environmental monitoring program described in Section 6 of the FEIS, and (ii) the proposed mitigation measures discussed in Section 5 of the FEIS would eliminate or substantially lessen any potential adverse environmental impacts associated with the proposed action.

The NRC staff has concluded that the overall benefits of the proposed Idaho Spent Fuel Facility outweigh the disadvantages and costs, based on consideration of the following:

- The proposed Idaho Spent Fuel Facility will have small impacts on the physical environment and human communities in the vicinity. Long-term impacts of the no-action alternative are likely to be similar to the impacts of the proposed action.
- The proposed action is designed to support the INEEL mission and comply with agreements and commitments negotiated by DOE, including the 1995 Settlement Agreement among DOE, the State of Idaho, and the U.S. Navy to remove SNF from Idaho by 2035.
- Currently, most of the SNF to be received by the proposed Idaho Spent Fuel Facility is stored at the Idaho Nuclear Technology Center. Transfer distances from current storage locations to the proposed facility are relatively short.
- The current storage configuration does not prepare the SNF for shipment from INEEL to a national HLW repository.

NRC staff in the Spent Fuel Project Office are currently completing the licensing and safety review of FWENC's proposed action. The final licensing

decision is currently scheduled for the Spring of 2004.

Dated at Rockville, Maryland, this 3rd day of February 2004.

For the Nuclear Regulatory Commission.

**Lawrence E. Kokajko,**

*Chief, Environmental and Performance Assessment Branch, Division of Waste Management, Office of Nuclear Material Safety and Safeguards.*

[FR Doc. E4-413 Filed 2-26-04; 8:45 am]

BILLING CODE 7590-01-P

## NUCLEAR REGULATORY COMMISSION

### Advisory Committee on Reactor Safeguards Meeting of the ACRS Subcommittee on Reliability and Probabilistic Risk Assessment; Notice of Meeting

The ACRS Subcommittee on Reliability and Probabilistic Risk Assessment will hold a meeting on March 25, 2004, Room T-2B1, 11545 Rockville Pike, Rockville, Maryland.

The entire meeting will be open to public attendance.

The agenda for the subject meeting shall be as follows:

#### Thursday, March 25, 2004—1 p.m. Until the Conclusion of Business

The purpose of this meeting is to discuss the NRC staff's draft action plan for the implementation of the phased approach to PRA Quality. The Subcommittee will hear presentations by and hold discussions with representatives of the NRC staff regarding this matter. The Subcommittee will gather information, analyze relevant issues and facts, and formulate proposed positions and actions, as appropriate, for deliberation by the full Committee.

Members of the public desiring to provide oral statements and/or written comments should notify the Designated Federal Official, Mr. Michael R. Snodderly (telephone: 301-415-6927) five days prior to the meeting, if possible, so that appropriate arrangements can be made. Electronic recordings will be permitted during the meeting.

Further information regarding this meeting can be obtained by contacting the Designated Federal Official between 7:30 a.m. and 4:15 p.m. (ET). Persons planning to attend this meeting are urged to contact the above named individual at least two working days prior to the meeting to be advised of any potential changes to the agenda.

Dated: February 23, 2004.

**Sam Duraiswamy,**

*Acting Associate Director for Technical Support, ACRS/ACNW.*

[FR Doc. E4-414 Filed 2-26-04; 8:45 am]

BILLING CODE 7590-01-P

## NUCLEAR REGULATORY COMMISSION

[Docket Nos. (as shown in the Attachment), License Nos. (as shown in the Attachment), EA-03-009]

### In the Matter of All Pressurized Water Reactor Licensees; First Revised Order Modifying Licenses

#### I

The Licensees identified in the Attachment to this Order hold licenses issued by the Nuclear Regulatory Commission (NRC or Commission) authorizing operation of pressurized water reactor (PWR) nuclear power plants in accordance with the Atomic Energy Act of 1954 and title 10 of the Code of Federal Regulations (10 CFR) part 50.

#### II

The reactor pressure vessel (RPV) heads of PWRs have penetrations for control rod drive mechanisms and instrumentation systems. Nickel-based alloys (*e.g.*, Alloy 600) are used in the penetration nozzles and related welds. Primary coolant water and the operating conditions of PWR plants can cause cracking of these nickel-based alloys through a process called primary water stress corrosion cracking (PWSCC). The susceptibility of RPV head penetrations to PWSCC appears to be strongly linked to the operating time and temperature of the RPV head. Problems related to PWSCC have, therefore, increased as plants have operated for longer periods of time. Inspections of the RPV head nozzles at the Oconee Nuclear Station, Units 2 and 3 (Oconee), in early 2001 identified circumferential cracking of the nozzles above the J-groove weld, which joins the nozzle to the RPV head. Circumferential cracking above the J-groove weld is a safety concern because of the possibility of a nozzle ejection if the circumferential cracking is not detected and repaired.

Section XI of the American Society of Mechanical Engineers Boiler and Pressure Vessel Code (ASME Code), which is incorporated into NRC regulations by 10 CFR 50.55a, "Codes and standards," currently specifies that inspections of the RPV head need only include a visual check for leakage on the insulated surface or surrounding area. These inspections may not detect small

amounts of leakage from an RPV head penetration with cracks extending through the nozzle or the J-groove weld. Such leakage can create an environment that leads to circumferential cracks in RPV head penetration nozzles or corrosion of the RPV head. In response to the inspection findings at Oconee and because existing requirements in the ASME Code and NRC regulations do not adequately address inspections of RPV head penetrations for degradation due to PWSCC, the NRC issued Bulletin 2001-01, "Circumferential Cracking of Reactor Pressure Vessel Head Penetration Nozzles," dated August 3, 2001. In response to the bulletin, PWR licensees provided their plans for inspecting RPV head penetrations and the outside surface of the heads to determine whether any nozzles were leaking.

In early March 2002, while conducting inspections of RPV head penetrations prompted by Bulletin 2001-01, the licensee for the Davis-Besse Nuclear Power Station (Davis-Besse) identified a cavity in the RPV head near the top of the dome. The cavity was next to a leaking nozzle with a through-wall axial crack and was in an area of the RPV head that the licensee had left covered with boric acid deposits for several years. On March 18, 2002, the NRC issued Bulletin 2002-01, "Reactor Pressure Vessel Head Degradation and Reactor Coolant Pressure Boundary Integrity," which requested PWR licensees to provide information on their RPV head inspection and maintenance programs, the material condition of their reactor vessel heads, and their boric acid inspection programs. In their responses, the licensees provided information about their boric acid inspection programs and their inspections and assessments to ensure that their respective plant did not have reactor vessel head degradation like that identified at Davis-Besse.

The experience at Davis-Besse and the discovery of leaks and nozzle cracking at other plants reinforced the need for more effective inspections of RPV head penetration nozzles. The absence of an effective inspection regime could, over time, result in unacceptable circumferential cracks in RPV head penetration nozzles or in the degradation of the RPV head by corrosion. These degradation mechanisms increase the probability of a more significant loss of reactor coolant pressure boundary through ejection of a nozzle or other rupture of the RPV head. The NRC issued Bulletin 2002-02, "Reactor Pressure Vessel Head and Vessel Head Penetration Nozzle

Inspection Programs," dated August 9, 2002, requesting that licensees provide information about their inspection programs and any plans to supplement existing visual inspections with additional measures (e.g., volumetric and surface examinations). Licensees have responded to Bulletin 2002-02 with descriptions of their inspection plans for at least the first refueling outage following the issuance of Bulletin 2002-02 or with a schedule to submit such descriptions before the next refueling outage. Many of the licensees' responses to Bulletin 2002-02 did not describe long-term inspection plans. Instead the licensees stated that they would follow guidance being developed by the industry-sponsored Materials Reliability Program.

Inspections performed at several PWR plants in late 2002 found leakage and cracks in nozzles or J-groove welds that have required repairs or prompted the replacement of the RPV head. In addition, as discussed in NRC Information Notice 2003-02, "Recent Experience with Reactor Coolant System Leakage and Boric Acid Corrosion," issued January 16, 2003, leakage has recently occurred at some plants from connections above the RPV head and has required additional assessments and inspections to ensure that the leakage has not caused significant degradation of RPV heads.

The NRC issued an Order Modifying Licenses (Effective Immediately) (EA-03-009), dated February 11, 2003 (Order), to establish required inspections of RPV heads and associated penetration nozzles at PWRs. These requirements were necessary to provide reasonable assurance that plant operations did not pose an undue risk to the public health and safety. The requirements of that Order were expected to remain in effect pending long-term resolution of RPV head penetration inspection requirements, which is expected to involve changes to the NRC regulations, specifically 10 CFR 50.55a. Research being conducted by the NRC and industry is increasing our understanding of material performance, improving inspection capabilities, and supporting assessments of the risks to public health and safety associated with potential degradation of the RPV head and associated penetration nozzles. These research activities are important to the long-term development of revisions to the NRC regulations.

### III

Revising the NRC regulations will take several years. The licensees' actions to date in response to the NRC bulletins

and the February 11, 2003, Order have provided reasonable assurance of adequate protection of public health and safety. That Order required inspections of RPV heads and associated penetration nozzles at PWRs which were necessary to provide reasonable assurance that plant operations do not pose an undue risk to the public health and safety.

Since the issuance of that Order, the NRC staff has reviewed and granted many requests for relaxation thereof. The arguments in the relaxation requests provide reasonable assurance of the continued structural integrity of the RPV head, and the associated nozzle penetrations and J-groove welds. As a result, it is appropriate to revise that Order with respect to bare metal visual inspections, penetration nozzle inspection coverage, flexibility in combining nondestructive examination (NDE) methods, flaw evaluation, and requirements for plants which have replaced their reactor pressure vessel head.

It is appropriate and necessary to the protection of public health and safety to establish a clear regulatory framework, pending the incorporation of revised inspection requirements into 10 CFR 50.55a. To provide reasonable assurance of adequate protection of public health and safety for the interim period, all PWR Licenses identified in the Attachment to this Order shall be modified to include the inspection requirements for RPV heads and associated penetration nozzles identified in section IV of this Order. The NRC requirements imposed by this Order are based on the body of evidence available through December 2003. Continuing research and operating experience may support future changes to the requirements imposed through this Order.

### IV

Accordingly, pursuant to sections 103, 104b, 161b, 161i, 161o, 182, and 186 of the Atomic Energy Act of 1954, as amended, and the Commission's regulations in 10 CFR 2.202 and 10 CFR part 50, it is hereby ordered that all licenses identified in the Attachment to this Order are modified as follows:

A. To determine the required inspection(s) for each refueling outage at their facility, all Licensees shall calculate the susceptibility category of each RPV head to PWSCC-related degradation, as represented by a value of effective degradation years (EDY) for the end of each operating cycle, using the following equation:

$$EDY = \sum_{j=1}^n \left\{ \Delta EFPY_j \exp \left[ - \frac{Q_i}{R} \left( \frac{1}{T_{head,j}} - \frac{1}{T_{ref}} \right) \right] \right\}$$

Where:

$EDY$  = total effective degradation years, normalized to a reference temperature of 600 °F

$\Delta EFPY_j$  = operating time in years at  $T_{head,j}$

$Q_i$  = activation energy for crack initiation (50 kcal/mole)

$R$  = universal gas constant ( $1.103 \times 10^{-3}$  kcal/mole °R)

$T_{head,j}$  = 100 percent power head temperature during time period  $j$  (°R = °F + 459.67)

$T_{ref}$  = reference temperature (600 °F = 1059.67 °R)

$n$  = number of different head temperatures during plant history

This calculation shall be performed with best estimate values for each parameter at the end of each operating cycle for the RPV head that will be in service during the subsequent operating cycle. The calculated value of EDY shall determine the susceptibility category and the appropriate inspection for the RPV head during each refueling outage.

B. All Licensees shall use the following criteria to assign the RPV head at their facility to the appropriate PWSCC susceptibility category:

High:

- (1) Plants with a calculated value of EDY greater than 12, or
- (2) Plants with an RPV head that has experienced cracking in a penetration nozzle or J-groove weld due to PWSCC.

Moderate: Plants with a calculated value of EDY less than or equal to 12 and greater than or equal to 8 and no previous inspection findings requiring classification as High.

Low: Plants with a calculated value of EDY less than 8 and no previous inspection findings requiring classification as High.

Replaced: Plants with a replaced RPV head and with a calculated value of EDY less than 8 AND no previous inspection findings requiring classification as High.

C. All Licensees shall perform inspections of the RPV head<sup>1</sup> using the following frequencies<sup>2</sup> and techniques:

(1) For those plants in the High category, RPV head and head penetration nozzle inspections shall be performed using the techniques of paragraph IV.C.(5)(a) and paragraph IV.C.(5)(b) every refueling outage.<sup>3</sup>

(2) For those plants in the Moderate category, RPV head and head penetration inspections shall be performed such that at least the requirements of paragraph IV.C.(5)(a) or paragraph IV.C.(5)(b) are performed each refueling outage. In addition the requirements of paragraph IV.C.(5)(a) and paragraph IV.C.(5)(b) shall each be performed at least once over the course of every 2 refueling outages.

(3) For those plants in the Low category, RPV head and head penetration nozzle inspections shall be performed as follows. An inspection meeting the requirements of paragraph IV.C.(5)(a) must be completed at least every third refueling outage or every 5 years, whichever occurs first. If an inspection meeting the requirements of paragraph IV.C.(5)(a) was not performed during the last refueling outage prior to

<sup>1</sup> This Order imposes additional inspection requirements. Licensees are required to address any findings from these inspections (*i.e.*, perform analyses and repairs) in accordance with existing requirements in the ASME Code and 10 CFR 50.55a. The NRC has issued guidance to address flaw evaluations for RPV head penetration nozzles (*see* letter dated April 11, 2003, from R. Barrett, NRC, to A. Marion, Nuclear Energy Institute, ADAMS Accession No. ML030980322) and will, as necessary, issue revised guidance pending the updating of the NRC regulations.

<sup>2</sup> The requirements of this Order are generally consistent with inspection plans that the NRC staff accepted in letters to some Licensees regarding their responses to Bulletin 2002-02. If the NRC staff has already accepted a specific variation from the requirements of this Order (*e.g.*, inspections to less than 2 inches above the J-groove weld), the Licensee may continue with the previously accepted inspection plan for the first refueling outage after February 11, 2003, provided that in its response to this Order the Licensee identifies all discrepancies between the requirements of this Order and the previously accepted inspection plan. Licensees proposing to deviate from the requirements of this Order for subsequent refueling outages shall seek relaxation of this Order pursuant to the procedure specified at the end of this section.

<sup>3</sup> For repaired RPV head penetration nozzles that establish a new pressure boundary, the ultrasonic testing inspection shall include the weld and at least 1-inch above the weld in the nozzle base material. For RPV head penetration nozzles or J-groove welds repaired using a weld overlay, the overlay shall be examined by either ultrasonic, eddy current, or dye penetrant testing in addition to the examinations required by paragraph IV.C.(5)(a) and paragraph IV.C.(5)(b).

February 11, 2003, the Licensee must complete an inspection meeting the requirements of paragraph IV.C.(5)(a) within the first 2 refueling outages after February 11, 2003. The requirements of paragraph IV.C.(5)(b) must be completed at least once prior to February 11, 2008, and thereafter, at least every 4 refueling outages or every 7 years, whichever occurs first.

(4) For those plants in the Replaced category, no RPV head and head penetration nozzle inspections shall be required during the outage for which the RPV head was replaced. Thereafter, until the replacement RPV head in accordance with paragraph IV.A reaches 8 EDY, RPV head and head penetration nozzle inspections shall be performed as follows. An inspection meeting the requirements of paragraph IV.C.(5)(a) must be completed at least every third refueling outage or every 5 years, whichever occurs first. The requirements of paragraph IV.C.(5)(b) must be completed at least every 4 refueling outages or every 7 years, whichever occurs first.

(5) Inspections of the RPV head shall be performed as directed in paragraphs IV.C.(1), IV.C.(2), IV.C.(3) and IV.C.(4) using the following techniques:

(a) Bare metal visual examination of 100 percent of the RPV head surface (including 360° around each RPV head penetration nozzle). For RPV heads with the surface obscured by support structure interferences which are located at RPV head elevations downslope from the outermost RPV head penetration, a bare metal visual inspection of no less than 95 percent of the RPV head surface may be performed provided that the examination shall include those areas of the RPV head upslope and downslope from the support structure interference to identify any evidence of boron or corrosive product. Should any evidence of boron or corrosive product be identified, the licensee shall examine the RPV head surface under the support structure to ensure that the RPV head is not degraded.

(b) For each penetration, perform a nonvisual NDE in accordance with either (i), (ii) or (iii):

(i) Ultrasonic testing of the RPV head penetration nozzle volume (*i.e.*, nozzle base material) from 2 inches above the highest point of the root of the J-groove weld (on a horizontal plane perpendicular to the nozzle axis) to 2

inches below the lowest point at the toe of the J-groove weld on a horizontal plane perpendicular to the nozzle axis (or the bottom of the nozzle if less than 2 inches (*see* Figure IV-1)); or from 2 inches above the highest point of the root of the J-groove weld (on a horizontal plane perpendicular to the nozzle axis) to 1.0-inch below the lowest point at the toe of the J-groove weld (on a horizontal plane perpendicular to the nozzle axis) and including all RPV head penetration nozzle surfaces below the J-groove weld that have an operating stress level (including all residual and normal operation stresses) of 20 ksi tension and greater (*see* Figure IV-2). In addition, an assessment shall be made to determine if leakage has occurred into the annulus between the RPV head penetration nozzle and the RPV head low-alloy steel.

(ii) Eddy current testing or dye penetrant testing of the entire wetted surface of the J-groove weld and the wetted surface of the RPV head penetration nozzle base material from at least 2 inches above the highest point of the root of the J-groove weld (on a horizontal plane perpendicular to the nozzle axis) to 2 inches below the lowest point at the toe of the J-groove weld on a horizontal plane perpendicular to the nozzle axis (or the bottom of the nozzle if less than 2 inches (*see* Figure IV-3)); or from 2 inches above the highest point of the root of the J-groove weld (on a horizontal plane perpendicular to the nozzle axis) to 1.0-inch below the lowest point at the toe of the J-groove weld (on a horizontal plane perpendicular to the nozzle axis) and including all RPV head penetration nozzle surfaces below the J-groove weld that have an operating stress level

(including all residual and normal operation stresses) of 20 ksi tension and greater (*see* Figure IV-4).

(iii) A combination of (i) and (ii) to cover equivalent volumes, surfaces and leak paths of the RPV head penetration nozzle base material and J-groove weld as described in (i) and (ii). Substitution of a portion of a volumetric exam on a nozzle with a surface examination may be performed with the following requirements:

1. On nozzle material below the J-groove weld, both the outside diameter and inside diameter surfaces of the nozzle must be examined.

2. On nozzle material above the J-groove weld, surface examination of the inside diameter surface of the nozzle is permitted provided a surface examination of the J-groove weld is also performed.

**BILLING CODE 7590-01-P**

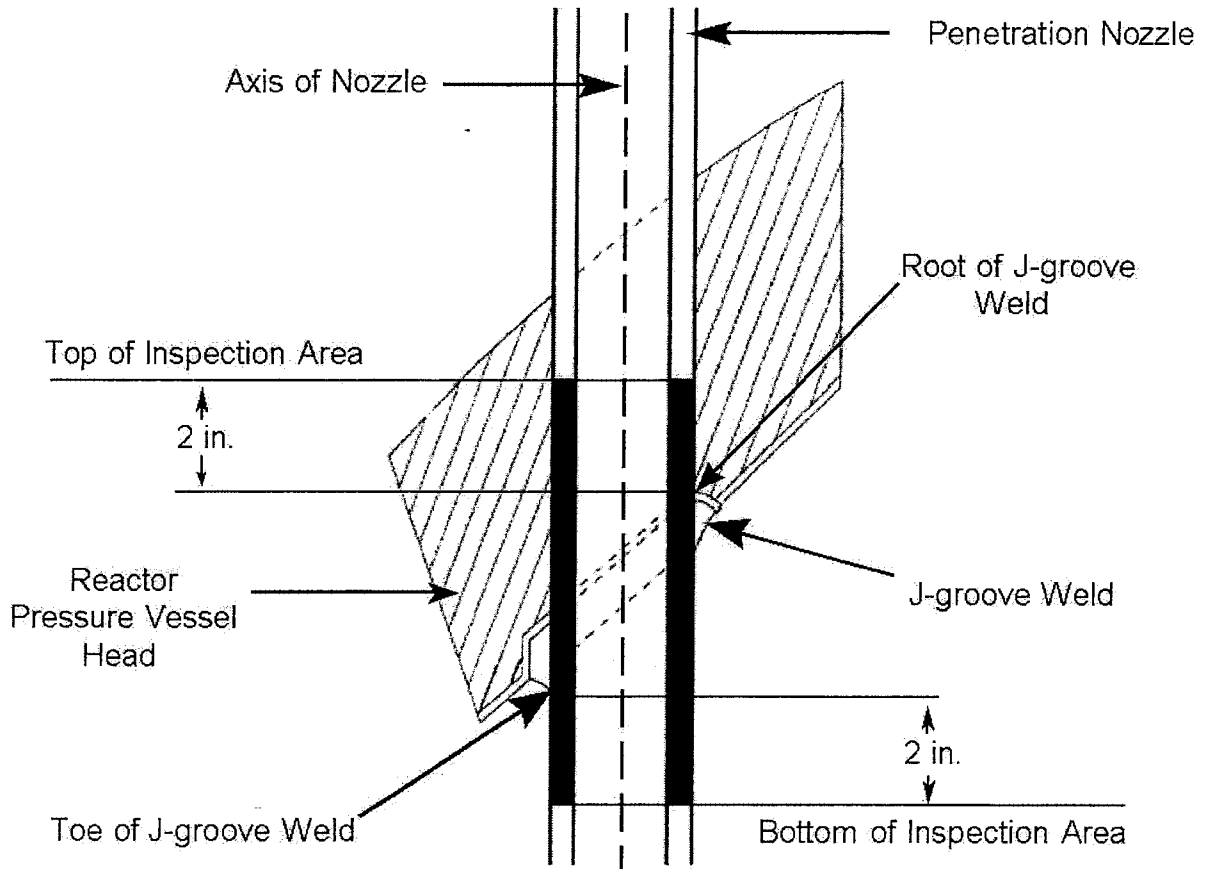


Figure IV-1: Inspection Area Using Ultrasonic Inspection Technique Without Stress Analysis (Nozzle area in black to be volumetrically inspected.)

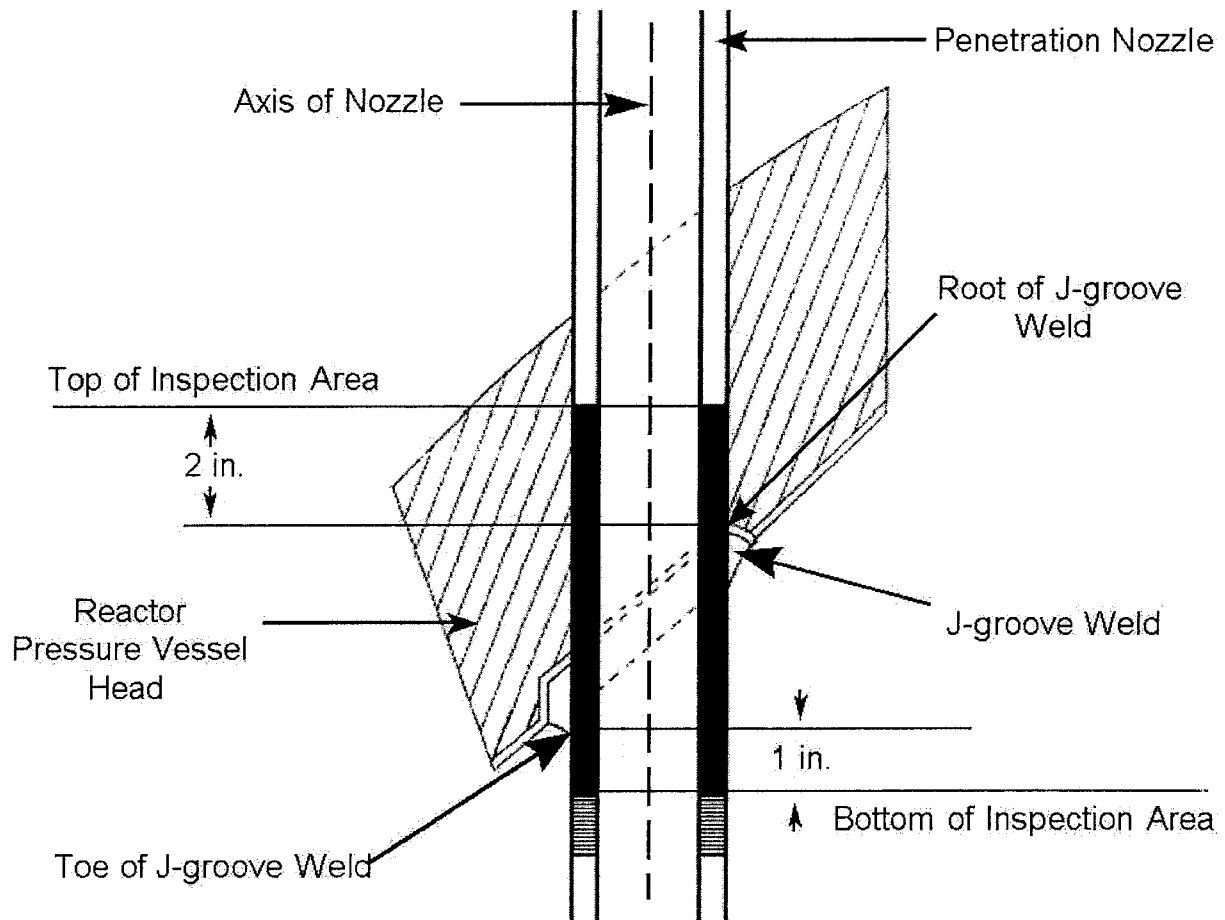


Figure IV-2: Inspection Area Using Ultrasonic Inspection Technique With Stress Analysis (Nozzle area in black to be volumetrically inspected. Nozzle area in grey requires volumetric inspection only if applied stress is  $\geq 20$  ksi in that specific area.)

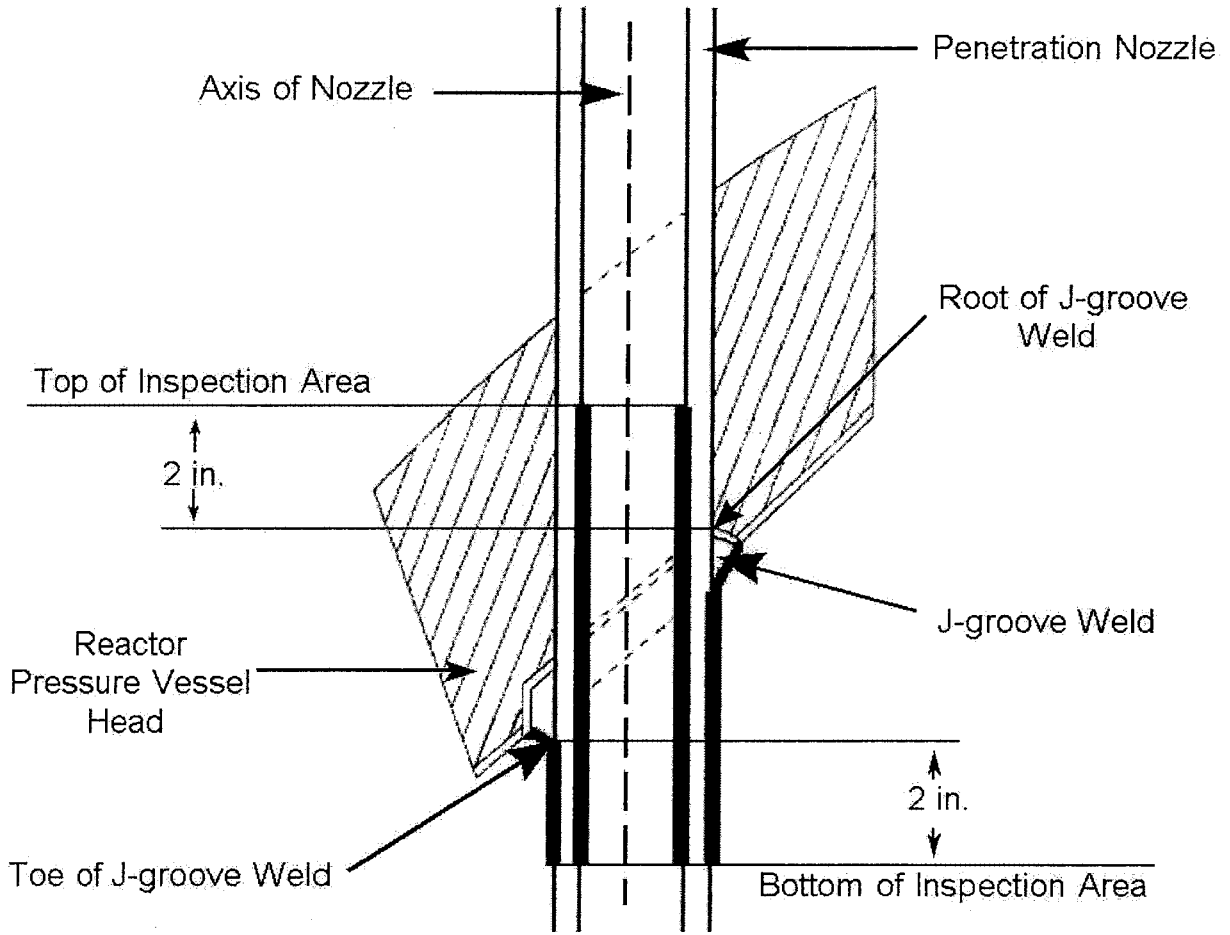


Figure IV-3: Required Wetted Surface Inspection Area Without Stress Analysis (The penetration nozzle and J-groove weld surface areas in black require surface inspection.)

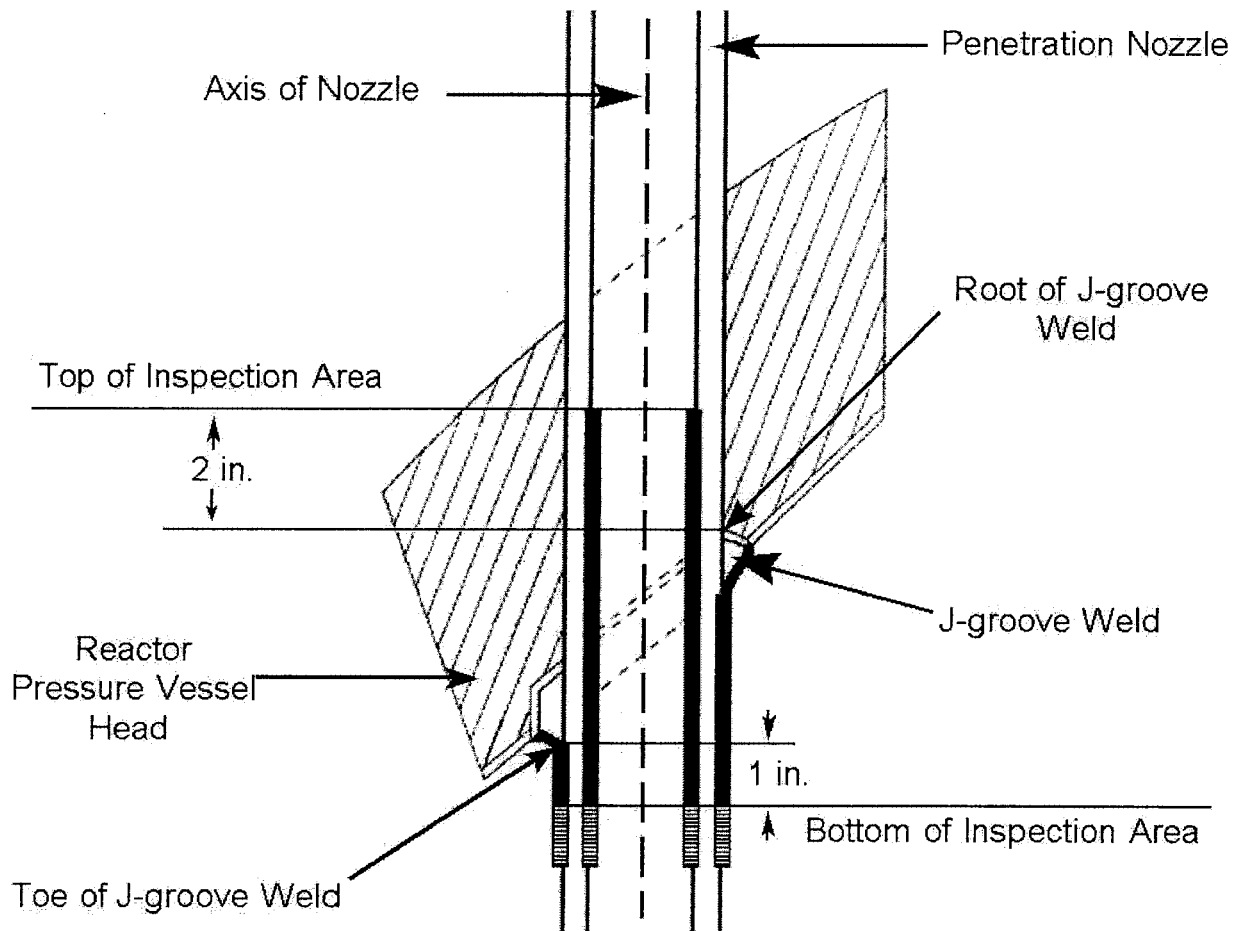


Figure IV-4: Required Wetted Surface Inspection Area With Stress Analysis (The penetration nozzle and J-groove weld surface areas in black require surface inspection. Nozzle area in grey requires surface inspection only if applied stress is  $\geq 20$  ksi in that specific area.)

D. During each refueling outage, visual inspections shall be performed to identify potential boric acid leaks from pressure-retaining components above the RPV head. For any plant with boron deposits on the surface of the RPV head or related insulation, discovered either during the inspections required by this Order or otherwise and regardless of the source of the deposit, before returning the plant to operation the Licensee shall perform inspections of the affected RPV head surface and penetrations appropriate to the conditions found to verify the integrity of the affected area and penetrations.

E. For each inspection required in Paragraph C, the Licensee shall submit a report detailing the inspection results within sixty (60) days after returning the plant to operation. For each inspection required in Paragraph D, the Licensee shall submit a report detailing the inspection results within sixty (60) days after returning the plant to operation if

a leak or boron deposit was found during the inspection.

F. In the response required by section V of this Order, all Licensees shall notify the Commission if (1) they are unable to comply with any of the requirements of section IV or (2) compliance with any of the requirements of section IV is unnecessary. Licensees proposing to deviate from the requirements of this Order shall seek relaxation of this Order pursuant to the procedure specified below.

Project Directors or higher management positions in the Division of Licensing Project Management of the Office of Nuclear Reactor Regulation may, in writing, relax or rescind any of the above conditions upon demonstration by the Licensee of good cause. A request for relaxation regarding inspection of specific nozzles shall also address the following criteria:

(1) The proposed alternative(s) for inspection of specific nozzles will

provide an acceptable level of quality and safety, or

(2) Compliance with this Order for specific nozzles would result in hardship or unusual difficulty without a compensating increase in the level of quality and safety.

Requests for relaxation associated with specific penetration nozzles will be evaluated by the NRC staff using its procedure for evaluating proposed alternatives to the ASME Code in accordance with 10 CFR 50.55a(a)(3).

## V

In accordance with 10 CFR 2.202, the Licensee must, and any other person adversely affected by this Order may, submit an answer to this Order, and may request a hearing on this Order, within 20 days of the date of this Order. Where good cause is shown, consideration will be given to extending the time to request a hearing. A request for extension of time in which to submit an answer or request a hearing must be



made in writing to the Director, Office of Nuclear Reactor Regulation, Nuclear Regulatory Commission, Washington, DC 20555, and must include a statement of good cause for the extension. The answer may consent to this Order. Unless the answer consents to this Order, the answer shall, in writing and under oath or affirmation, specifically set forth the matters of fact and law on which the Licensee or other person adversely affected relies and the reasons as to why the Order should not have been issued. Any answer or request for a hearing shall be submitted to the Secretary, Office of the Secretary of the Commission, Nuclear Regulatory Commission, Attn: Rulemakings and Adjudications Staff, Washington, DC 20555. Copies shall also be sent to the Director, Office of Nuclear Reactor Regulation, U. S. Nuclear Regulatory Commission, Washington, DC 20555; to the Assistant General Counsel for Materials Litigation and Enforcement at

the same address; to the Document Control Desk at the same address; to the Regional Administrator for NRC Region I, II, III, or IV, as appropriate for the specific plant; and to the Licensee if the answer or hearing request is by a person other than the Licensee. Because of possible disruptions in delivery of mail to United States government offices, it is requested that answers and requests for hearing be transmitted to the Secretary of the Commission either by means of facsimile transmission to 301-415-1101 or by e-mail to [hearingdocket@nrc.gov](mailto:hearingdocket@nrc.gov) and also to the Assistant General Counsel for Materials Litigation and Enforcement either by means of facsimile transmission to 301-415-3725 or by e-mail to [OGCMailCenter@nrc.gov](mailto:OGCMailCenter@nrc.gov). If a person other than the Licensee requests a hearing, that person shall set forth with particularity the manner in which his interest is adversely affected by this Order and shall address the criteria set forth in 10 CFR 2.714(d).

If a hearing is requested by the Licensee or a person whose interest is adversely affected, the Commission will issue an Order designating the time and place of any hearing. If a hearing is held, the issue to be considered at such hearing shall be whether this Order should be sustained.

In the absence of any request for a hearing, or written approval of an extension of time in which to request a hearing, the provisions specified in section IV above shall be effective and final 20 days from the date of this Order without further order or proceedings. If an extension of time for requesting a hearing has been approved, the provisions specified in section IV shall be final when the extension expires if a hearing request has not been received.

For the Nuclear Regulatory Commission.  
Dated this 20th day of February, 2004.

**R. William Borchardt,**

*Acting Director, Office of Nuclear Reactor Regulation.*

#### ATTACHMENT

| Facilities  | Addressee   |
|---|---|
| Beaver Valley Power Station, Units 1 and 2, Docket Nos. 50-334 and 50-412, License Nos. DPR-66 and NPF-73.                | Mr. L. William Pearce, Vice President, FirstEnergy Nuclear Operating Company, Beaver Valley Power Station, Post Office Box 4, Shippingport, PA 15077.                                     |
| Calvert Cliffs Nuclear Power Plant, Units 1 and 2, Docket Nos. 50-317 and 50-318, License Nos. DPR-53 and DPR-69.         | Mr. George Vanderheyden, Vice President, Calvert Cliffs Nuclear Power Plant, Inc., Calvert Cliffs Nuclear Power Plant, 1650 Calvert Cliffs Parkway, Lusby, MD 20657-4702.                 |
| R.E. Ginna Nuclear Power Plant, Docket No. 50-244, License No. DPR-18.  | Dr. Robert C. Mecredy, Vice President, Nuclear Operations, Rochester Gas and Electric Corporation, 89 East Avenue, Rochester, NY 14649.   |
| Indian Point Nuclear Generating, Units 2 and 3, Docket Nos. 50-247 and 50-286, License Nos. DPR-26 and DPR-64.            | Mr. Michael R. Kansler, President, Entergy Nuclear Operations, Inc., 440 Hamilton Avenue, White Plains, NY 10601.   |
| Millstone Power Station, Units 2 and 3, Docket Nos. 50-336 and 50-423, License Nos. DPR-65 and NPF-49.                    | Mr. David A. Christian, Sr. Vice President and Chief Nuclear Officer, Dominion Nuclear Connecticut, Inc., Innsbrook Technical Center, 5000 Dominion Boulevard, Glen Allen, VA 23060-6711. |
| Salem Nuclear Generating Station, Units 1 and 2, Docket Nos. 50-272 and 50-311, License Nos. DPR-70 and DPR-75.           | Mr. Roy A. Anderson, President & Chief Nuclear Officer, PSEG Nuclear LLC-X04, Post Office Box 236, Hancocks Bridge, NJ 08038.   |
| Seabrook Station, Unit 1, Docket No. 50-443, License No. NPF-86 .....   | Mr. Mark E. Warner, Site Vice President, c/o James M. Peschel, Seabrook Station, PO Box 300, Seabrook, NH 03874.  |
| Three Mile Island Nuclear Station, Unit 1, Docket No. 50-289, License No. DPR-50.   | Mr. Christopher M. Crane, President and Chief Executive Officer, AmerGen Energy Company, LLC, 4300 Winfield Road, Warrenville, IL 60555.  |
| Catawba Nuclear Station, Units 1 and 2, Docket Nos. 50-413 and 50-414, License Nos. NPF-35 and NPF-52.                    | Mr. Dhiaa Jamil, Site Vice President, Catawba Nuclear Station, Duke Energy Corporation, 4800 Concord Road, York, South Carolina 29745-9635.   |
| Crystal River Nuclear Power Plant, Docket No. 50-302, License No. DPR-72.   | Mr. Dale E. Young, Vice President, Crystal River Nuclear Plant (NA1B), Attn: Supervisor, Licensing & Regulatory Programs, 15760 W. Power Line Street, Crystal River, Florida 34428-6708.  |
| Joseph M. Farley Nuclear Plant, Units 1 and 2, Docket Nos. 50-348 and 50-364, License Nos. NPF-2 and NPF-8.               | Mr. L.M. Stinson, Vice President—Farley Project, Southern Nuclear Operating Company, Inc., Post Office Box 1295, Birmingham, Alabama 35201-1295.  |
| Shearon Harris Nuclear Power Plant, Unit 1, Docket No. 50-400, License No. NPF-63.  | Mr. James Scarola, Vice President, Shearon Harris Nuclear Power Plant, Carolina Power & Light Company, Post Office Box 165, Mail Code: Zone 1, New Hill, North Carolina 27562-0165.       |
| William B. McGuire Nuclear Station, Units 1 and 2, Docket Nos. 50-369 and 50-370, License Nos. NPF-9 and NPF-17.          | Mr. G.R. Peterson, Vice President, McGuire Site, Duke Energy Corporation, 12700 Hagers Ferry Road, Huntersville, NC 28078-8985.   |
| North Anna Power Station, Units 1 and 2, Docket Nos. 50-338 and 50-339, License Nos. NPF-4 and NPF-7.                     | Mr. David A. Christian, Senior Vice President—Nuclear, Virginia Electric and Power Company, 5000 Dominion Blvd., Glen Allen, Virginia 23060.  |
| Surry Power Station, Units 1 and 2, Docket Nos. 50-280 and 50-281, License Nos. DPR-32 and DPR-37.                        |   |
| Oconee Nuclear Station, Units 1, 2, and 3, Docket Nos. 50-269, 50-270 and 50-287, License Nos. DPR-38, DPR-47 and DPR-55. | Mr. Ronald A. Jones, Vice President, Oconee Site, Duke Energy Corporation, 7800 Rochester Highway, Seneca, SC 29672.  |

## ATTACHMENT—Continued

| Facilities  | Addressee   |
|---|---|
| H.B. Robinson Steam Electric Plant, Unit 2, Docket No. 50-261, License No. DPR-23.  | Mr. J.W. Moyer, Vice President, Carolina Power & Light Company, H.B. Robinson Steam Electric Plant, Unit No. 2, 3581 West Entrance Road, Hartsville, South Carolina 29550.                        |
| St. Lucie Nuclear Plant, Units 1 and 2, Docket Nos. 50-335 and 50-389, License Nos. DPR-67 and NPF-16.  | Mr. J.A. Stall, Senior Vice President, Nuclear and Chief Nuclear Officer, Florida Power and Light Company, P.O. Box 14000, Juno Beach, Florida 33408-0420.  |
| Turkey Point Nuclear Generating Station, Units 3 and 4, Docket Nos. 50-250 and 50-251, License Nos. DPR-31 and DPR-41.                              | Mr. J.A. Scalice, Chief Nuclear Officer and Executive Vice President, Tennessee Valley Authority, 6A Lookout Place, 1101 Market Street, Chattanooga, Tennessee 37402-2801.                        |
| Sequoyah Nuclear Plant, Units 1 and 2, Docket Nos. 50-327 and 50-328, License Nos. DPR-77 and DPR-79.   | Mr. J.A. Scalice, Chief Nuclear Officer and Executive Vice President, Tennessee Valley Authority, 6A Lookout Place, 1101 Market Street, Chattanooga, Tennessee 37402-2801.                        |
| Watts Bar Nuclear Plant, Unit 1, Docket No. 50-390, License No. NPF-90.   | Mr. Stephen A. Byrne, Senior Vice President, Nuclear Operations, South Carolina Electric & Gas Company, Virgil C. Summer Nuclear Station, Post Office Box 88, Jenkinsville, South Carolina 29065. |
| Virgil C. Summer Nuclear Station, Unit 1, Docket No. 50-395, License No. NPF-12.  | Mr. J.T. Gasser, Vice President—Vogtle Project, Southern Nuclear Operating Company, Inc., Post Office Box 1295, Birmingham, Alabama 35201-1295.   |
| Vogtle Electric Generating Plant, Units 1 and 2, Docket Nos. 50-424 and 50-425, License Nos. NPF-68 and NPF-81.                                     | Mr. Christopher M. Crane, President, Exelon Nuclear, Exelon Generation Company, LLC, 4300 Winfield Road, Warrenville, IL 60555.   |
| Brainwood Station, Units 1 and 2, Docket Nos. STN 50-456 and STN 50-457, License Nos. NPF-72 and NPF-77.  | Mr. A. Christopher Bakken III, Senior Vice President and Chief Nuclear Officer, Indiana Michigan Power Company, Nuclear Generation Group, 500 Circle Drive, Buchanan, MI 49107.                   |
| Byron Station, Units 1 and 2, Docket Nos. STN 50-454 and STN 50-455, License Nos. NPF-37 and NPF-66.  | Mr. Lew W. Myers, Chief Operating Officer, FirstEnergy Nuclear Operating Company, Davis-Besse Nuclear Power Station, 5501 North State Route 2, Oak Harbor, OH 43449-9760.                         |
| Donald C. Cook Nuclear Plant, Units 1 and 2, Docket Nos. 50-315 and 50-316, License Nos. DPR-58 and DPR-74.   | Mr. Thomas Coutu, Site Vice President, Kewaunee Nuclear Power Plant, Nuclear Management Company, LLC, N490 State Highway 42, Kewaunee, WI 54216-9511.   |
| Davis-Besse Nuclear Power Station, Unit 1, Docket No. 50-346, License No. NPF-3.  | Mr. Daniel J. Malone, Site Vice President, Palisades Nuclear Plant, 27780 Blue Star Memorial Highway, Covert, MI 49043.   |
| Kewaunee Nuclear Power Plant, Docket No. 50-305, License No. DPR-43.  | Mr. Gary Van Middlesworth, Acting Site Vice President, Point Beach Nuclear Plant, Nuclear Management Company, LLC, 6610 Nuclear Road, Two Rivers, WI 54241-9516.                                  |
| Palisades Plant, Docket No. 50-255, License No. DPR-20 .....  | Mr. Joseph M. Solymosy, Site Vice President, Prairie Island Nuclear Generating Plant, Nuclear Management Company, LLC, 1717 Wakonade Drive East, Welch, MN 55089.                                 |
| Point Beach Nuclear Plant, Units 1 and 2, Docket Nos. 50-266 and 50-301, License Nos. DPR-24 and DPR-27.  | Mr. Jeffrey S. Forbes, Site Vice President, Arkansas Nuclear One, Entergy Operations, Inc., 1448 S.R. 333, Russellville, AR 72801.  |
| Prairie Island Nuclear Generating Plant, Units 1 and 2, Docket Nos. 50-282 and 50-306, License Nos. DPR-42 and DPR-60.                              | Mr. Garry L. Randolph, Vice President and Chief Nuclear Officer, Union Electric Company, Post Office Box 620, Fulton, MO 65251.   |
| Arkansas Nuclear One, Units 1 and 2, Docket Nos. 50-313 and 50-368, License Nos. DPR-51 and NPF-61.   | Mr. Michael R. Blevins, Senior Vice President & Principal Nuclear Officer, TXU Energy, Attn: Regulatory Affairs, P.O. Box 1002, Glen Rose, TX 76043.  |
| Callaway Plant, Unit 1, Docket No. 50-483, License No. NPF-30 .....   | Mr. Gregory M. Rueger, Senior Vice President, Generation and Chief Nuclear Officer, Pacific Gas and Electric Company, Diablo Canyon Power Plant, P.O. Box 3, Avila Beach, CA 93424.               |
| Comanche Peak Steam Electric Station, Units 1 and 2, Docket Nos. 50-445 and 50-446, License Nos. NPF-87 and NPF-89.                                 | Mr. R.T. Ridenoure, Division Manager—Nuclear Operations, Omaha Public Power District, Fort Calhoun Station FC-2-4 Adm., Post Office Box 550, Fort Calhoun, NE 68023-0550.                         |
| Diablo Canyon Power Plant, Units 1 and 2, Docket Nos. 50-275 and 50-323, License Nos. DPR-80 and DPR-82.  | Mr. Gregg R. Overbeck, Senior Vice President, Nuclear, Arizona Public Service Company, P.O. Box 52034, Phoenix, AZ 80572-2034.  |
| Fort Calhoun Station, Unit 1, Docket No. 50-285, License No. DPR-40   | Mr. Harold B. Ray, Executive Vice President, Southern California Edison Company, San Onofre Nuclear Generating Station, P.O. Box 128, San Clemente, CA 92674-0128.                                |
| Palo Verde Nuclear Generating Station, Units 1, 2 and 3, Docket Nos. STN 50-528, STN 50-529 and STN 50-530, License Nos. NPF-41, NPF-51 and NPF-74. | Mr. James J. Sheppard, President and Chief Executive Officer, STP Nuclear Operating Company, South Texas Project Electric Generating Station, P.O. Box 289, Wadsworth, TX 77483.                  |
| San Onofre Nuclear Station, Units 2 and 3, Docket Nos. 50-361 and 50-362, License Nos. NPF-10 and NPF-15.   | Mr. Joseph E. Venable, Vice President Operations, Entergy Operations, Inc., 17265 River Road, Killona, LA 70066-0751.   |
| South Texas Project Electric Generating Station, Units 1 and 2, Docket Nos. 50-498 and 50-499, License Nos. NPF-76 and NPF-80.                      | Mr. Rick A. Muench, President and Chief Executive Officer, Wolf Creek Nuclear Operating Corporation, Post Office Box 411, Burlington, KS 66839.   |
| Waterford Steam Electric Generating Station, Unit 3, Docket No. 50-382, License No. NPF-38.   |   |
| Wolf Creek Generating Station, Unit 1, Docket No. 50-482, License No. NPF-42.   |   |

[FR Doc. 04-4341 Filed 2-26-04; 8:45 am]  
BILLING CODE 7590-01-C

---

## OFFICE OF PERSONNEL MANAGEMENT

### Submission for OMB Review; Comment Request for Review of a Revised Information Collection: RI 38- 115

**AGENCY:** Office of Personnel  
Management.

**ACTION:** Notice.

**SUMMARY:** In accordance with the Paperwork Reduction Act of 1995 (Pub. L. 104-13, May 22, 1995), this notice announces that the Office of Personnel Management (OPM) has submitted to the Office of Management and Budget (OMB) a request for review of a revised information collection. RI 38-115, Representative Payee Survey, is used to collect information about how the benefits paid to a representative payee have been used or conserved for the benefit of the incompetent annuitant.

Approximately 11,000 RI 38-115 forms are processed annually. The form takes approximately 20 minutes to complete. The annual burden is 3,667 hours.

For copies of this proposal, contact Mary Beth Smith-Toomey on (202) 606-8358, FAX (202) 418-3251 or via E-mail to [mbtoomey@opm.gov](mailto:mbtoomey@opm.gov). Please include a mailing address with your request.

**DATES:** Comments on this proposal should be received within 30 calendar days from the date of this publication.

**ADDRESSES:** Send or deliver comments to—Ronald W. Melton, Chief, Operation Support Group, Center for Retirement and Insurance Services, U.S. Office of Personnel Management, 1900 E Street, NW., Room 3349A, Washington, DC 20415-3540; and Joseph F. Lackey, OPM Desk Officer, Office of Information and Regulatory Affairs, Office of Management and Budget, New Executive Office Building, NW., Room 10235, Washington, DC 20503.

**FOR INFORMATION REGARDING  
ADMINISTRATIVE COORDINATION—CONTACT:**  
Cyrus S. Benson, Team Leader,  
Publications Team, Support Group,  
(202) 606-0623.

**Kay Coles James,**

*U.S. Office of Personnel Management  
Director.*

[FR Doc. 04-4319 Filed 2-26-04; 8:45 am]  
BILLING CODE 6325-38-P

## OFFICE OF PERSONNEL MANAGEMENT

### Submission for OMB Review; Comment Request for Extension of a Currently Approved Information Collection: Reemployment of Annuitant, 5 CFR 837.103

**AGENCY:** Office of Personnel  
Management.

**ACTION:** Notice.

**SUMMARY:** In accordance with the Paperwork Reduction Act of 1995 (Pub. L. 104-13, May 22, 1995), this notice announces that the Office of Personnel Management (OPM) has submitted to the Office of Management and Budget (OMB) a request for extension of a currently approved information collection. Section 837.103 of Title 5, Code of Federal Regulations, requires agencies to collect information from retirees who become employed in Government positions. Agencies need to collect timely information regarding the type and amount of annuity being received so the correct rate of pay can be determined. Agencies provide this information to OPM so a determination can be made whether the reemployed retiree's annuity must be terminated.

We estimate 3,000 reemployed retirees are asked this information annually. It takes each reemployed retiree approximately 5 minutes to complete for an annual estimated burden of 250 hours.

For copies of this proposal, contact Mary Beth Smith-Toomey on (202) 606-8358, FAX (202) 418-3251 or via E-mail to [mbtoomey@opm.gov](mailto:mbtoomey@opm.gov). Please include a mailing address with your request.

**DATES:** Comments on this proposal should be received within 30 calendar days from the date of this publication.

**ADDRESSES:** Send or deliver comments to—

Ronald W. Melton, Chief, Operations Support Group, Center for Retirement and Insurance Services, U.S. Office of Personnel Management, 1900 E Street, NW., Room 3349A, Washington, DC 20415-3540;

and

Joseph Lackey, OPM Desk Office, Office of Information & Regulatory Affairs, Office of Management & Budget, New Executive Office Building, NW., Room 10235, Washington, DC 20503.

**FOR INFORMATION REGARDING  
ADMINISTRATIVE COORDINATION—CONTACT:**  
Cyrus S. Benson, Team Leader,  
Publications Team, Administrative  
Services Branch, (202) 606-0623.

U.S. Office of Personnel Management.

**Kay Coles James,**

*Director.*

[FR Doc. 04-4320 Filed 2-26-04; 8:45 am]

BILLING CODE 6325-38-P

---

## SECURITIES AND EXCHANGE COMMISSION

### Sunshine Act Meeting

Notice is hereby given, pursuant to the provisions of the Government in the Sunshine Act, Pub. L. 94-409, that the Securities and Exchange Commission will hold the following meeting during the week of March 1, 2004: a closed meeting will be held on Thursday, March 4, 2004, at 10 a.m.

Commissioners, Counsel to the Commissioners, the Secretary to the Commission, and recording secretaries will attend the Closed Meeting. Certain staff members who have an interest in the matters may also be present.

The General Counsel of the Commission, or his designee, has certified that, in his opinion, one or more of the exemptions set forth in 5 U.S.C. 552b(c) (5), (6), (7), (9), and (10) and 17 CFR 200.402(a) (5), (6), (7), 9(ii), and (10), permit consideration of the scheduled matters at the closed meeting.

Commissioner Glassman, as duty officer, voted to consider the items listed for the closed meeting in closed session.

The subject matter of the closed meeting scheduled for Thursday, March 4, 2004, will be: Formal orders of investigation; institution and settlement of administrative proceedings of an enforcement nature; institution and settlement of injunctive actions; and adjudicatory matter.

At times, changes in Commission priorities require alterations in the scheduling of meeting items. For further information and to ascertain what, if any, matters have been added, deleted or postponed, please contact: the Office of the Secretary at (202) 942-7070.

Dated: February 24, 2004.

**Jonathan G. Katz,**

*Secretary.*

[FR Doc. 04-4421 Filed 2-24-04; 4:36 pm]

BILLING CODE 8010-01-P