






Wood Treatment and Preserving

This activity applies to you if you are involved in wood treatment operations that either are performed outdoors or include storage of freshly treated wood materials outdoors. It includes permanent sites as well as temporary (or mobile) sites. Some of these operations are unique to large-scale commercial wood preserving and therefore require a specific set of BMPs. Because materials used in wood treatment and preserving are extremely toxic, this activity is segregated from similar activities discussed elsewhere in this manual. Stormwater runoff from wood treatment and preserving activities may be contaminated with toxic hydrocarbons and other organic compounds, metals, oils and greases, and suspended solids. Large scale commercial operations are required to have a stormwater National Pollutant Discharge Elimination System (NPDES) permit from the Washington State Department of Ecology.

MINIMUM REQUIREMENTS

The following BMPs, or equivalent measures, methods, or practices, are required if you are engaged in wood treatment and preserving:

-  1 Use ground cloths or drip pans to collect drips and spills.
-  2 Store portable containers of wood preservative compounds indoors or in a covered location with appropriate secondary containment when not in use.
 -  See Activity Sheet A-3 “Storage of Liquid Materials in Portable Containers.”
-  3 Hold dipped lumber over dip tanks until dripping ceases (if applicable).
-  4 Store treated lumber in a covered and paved area for at least 24 hours following treatment (longer during cold periods) so that precipitation does not come into contact with the treated products until they are fully dry. Contain the storage area to restrict stormwater from running into the covered area.



Contain the wood treatment equipment and work areas to prevent stormwater from entering the area and carrying pollutants away.



See BMP Info Sheet 5 in Chapter 5 for information on containment and runoff prevention.



Required Routine Maintenance:

- Cover outdoor dip tanks when not in use.

For more information or assistance in implementing these best management practices, contact the King County Department of Natural Resources and Parks Water and Land Resources Division at 206-296-1900.

Reader Note: The above requirements are the minimum required BMPs. If these BMPs fail to prevent discharges to the storm drainage system, you will be asked to take additional measures to correct the continued pollution discharges.