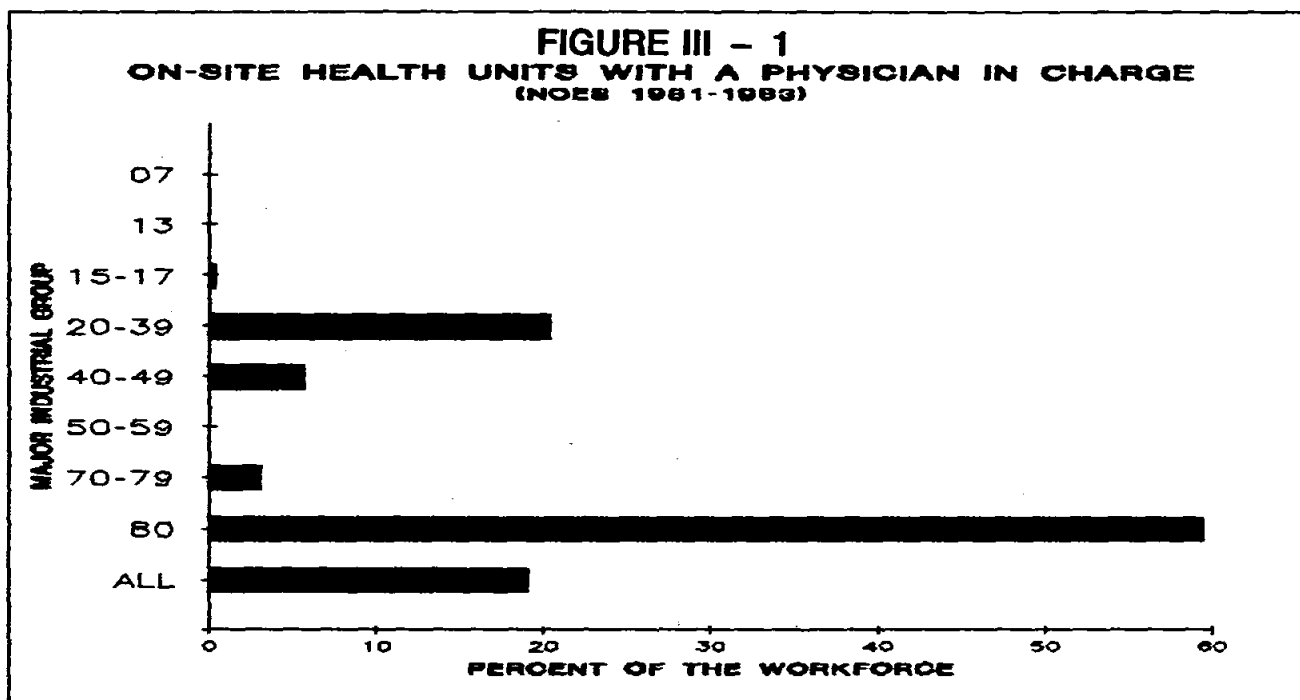


**NATIONAL OCCUPATIONAL EXPOSURE SURVEY
(1981-1983)
Analyses of Management Interview Responses**

Section III - Medical Services

- health units
- first aid personnel
- on site physicians
- off site physicians
- physician utilization
- employed nurses
- number of nurses
- nurse utilization
- screening examinations
- pre-placement examination
- health information
- post-illness examination
- termination examinations
- medical record retention



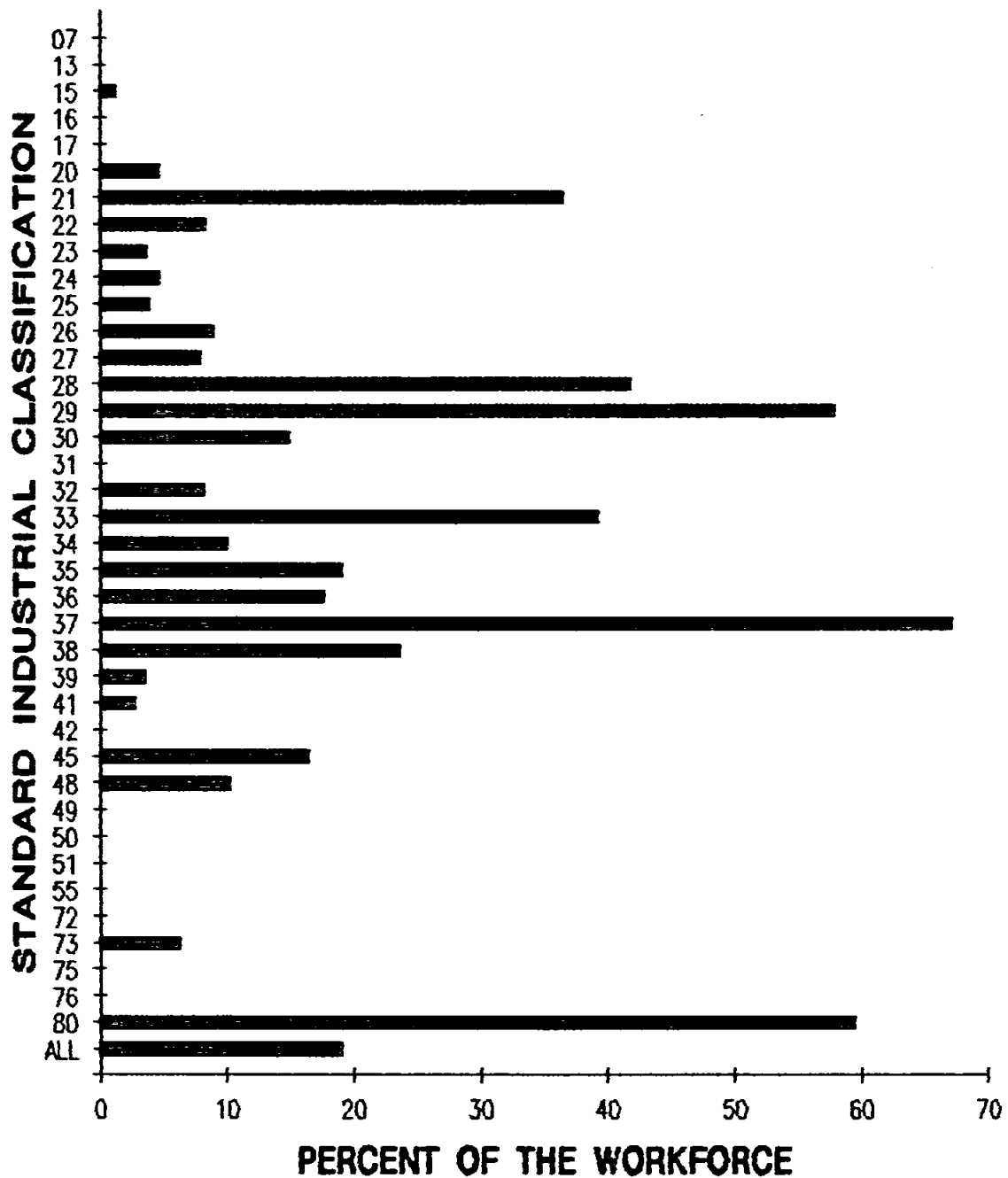
NATIONAL OCCUPATIONAL EXPOSURE SURVEY (1981-1983) TABLE NO. III-1

NUMBER AND PERCENT OF PLANTS AND EMPLOYEES IN PLANTS WHICH HAVE A HEALTH UNIT WITH A PHYSICIAN IN CHARGE

| MAJOR GROUP | PLANTS | | | | EMPLOYEES | | | |
|-------------|-----------------------|-----------------------|------------------------|------------------------|--------------------------|----------------------------|------------------------------|------------------------------|
| | SMALL (8-99) | MEDIUM (100-499) | LARGE (≥500) | TOTAL | SMALL (8-99) | MEDIUM (100-499) | LARGE (≥500) | TOTAL |
| 07 | ... | ... | ... | ... | ... | ... | ... | ... |
| 13 | ... | ... | ... | ... | ... | ... | ... | ... |
| 15-17 | ... | ... | 3* (3) 1.4% | 3* (3) .0% | ... | ... | 12768* (11270) 5.4% | 12768* (11270) .4% |
| 20-39 | 104* (87) .1% | 263* (108) .8% | 1522 (166) 24.3% | 1889 (247) 1.0% | 8032* (7643) .2% | 77515* (24573) 1.2% | 3858311 (394793) 46.7% | 3943858 (405745) 20.5% |
| 40-49 | 202* (210) .4% | 96* (64) 1.6% | 60* (30) 12.8% | 358* (228) .6% | 5865* (6101) .4% | 31212* (21138) 2.7% | 145020* (51004) 25.3% | 182098* (53421) 5.8% |
| 50-59 | ... | ... | ... | ... | ... | ... | ... | ... |
| 70-79 | ... | 15* (13) .6% | 34* (28) 9.5% | 48* (29) .1% | ... | 7143* (6524) 1.5% | 63615* (41134) 18.7% | 70758* (40700) 3.2% |
| 80 | 236* (168) 8.3% | 772 (148) 35.7% | 1192 (191) 57.8% | 2200 (296) 31.1% | 8654* (5963) 8.5% | 211566 (40483) 39.6% | 1962037 (259104) 64.9% | 2182256 (267448) 59.6% |
| ALL | 542* (283) .1% | 1146 (194) 2.3% | 2811 (257) 29.8% | 4499 (449) .9% | 22551* (11455) .2% | 327436 (52269) 3.3% | 6041750 (476882) 48.5% | 6391737 (490709) 19.1% |

*Standard error >25% of the estimate. The estimate may be unreliable.
...No facilities observed.

FIGURE III - 2
ON-SITE HEALTH UNITS WITH A PHYSICIAN IN CHARGE
(NOES 1981-1993)



NATIONAL OCCUPATIONAL EXPOSURE SURVEY (1981-1983) TABLE NO. III-2

NUMBER AND PERCENT OF PLANTS AND EMPLOYEES IN PLANTS WHICH HAVE A HEALTH UNIT WITH A PHYSICIAN IN CHARGE

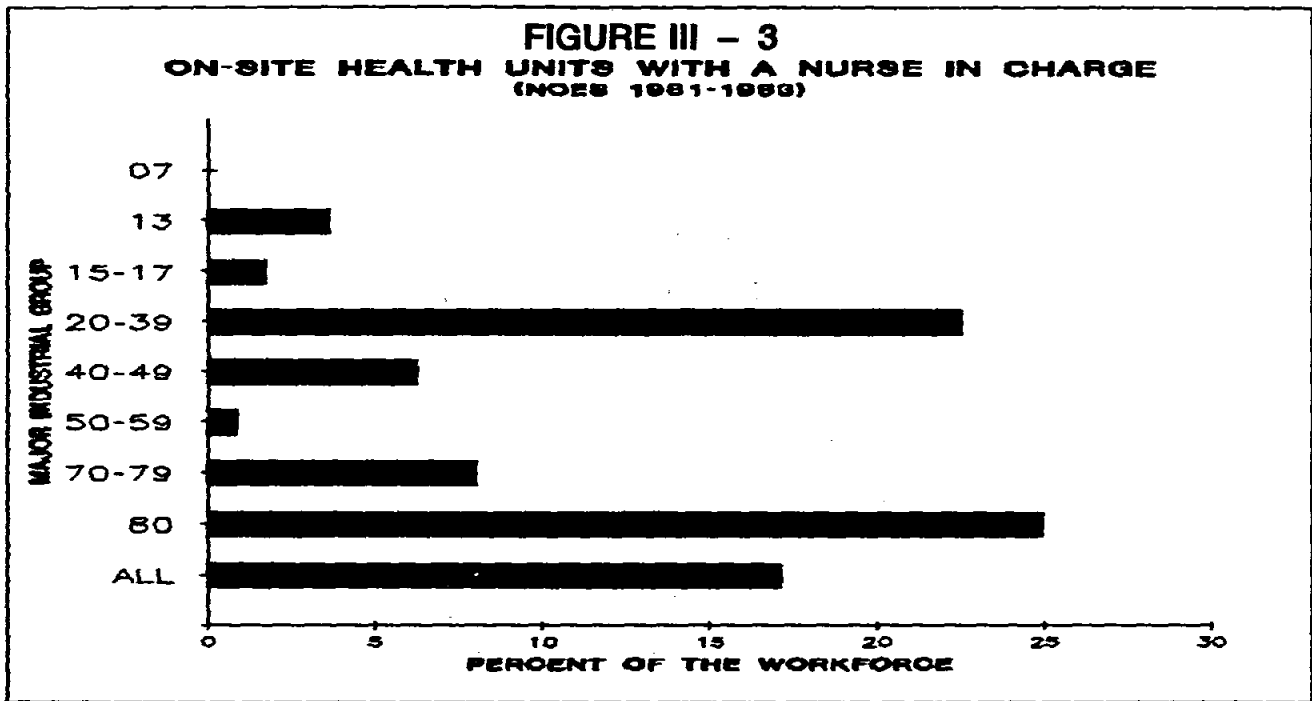
| SIC CODE | PLANTS | | | | EMPLOYEES | | | |
|----------|--------------------|----------------------|------------------------|-----------------------|-------------------------|---------------------------|------------------------------|------------------------------|
| | SMALL (8-99) | MEDIUM (100-499) | LARGE (>500) | TOTAL | SMALL (8-99) | MEDIUM (100-499) | LARGE (>500) | TOTAL |
| 07 | ... | ... | ... | ... | ... | ... | ... | ... |
| 13 | ... | ... | ... | ... | ... | ... | ... | ... |
| 15 | ... | ... | 3* (3) 2.5% | 3* (3) .0% | ... | ... | 12768* (11270) 9.5% | 12768* (11270) 1.4% |
| 16 | ... | ... | ... | ... | ... | ... | ... | ... |
| 17 | ... | ... | ... | ... | ... | ... | ... | ... |
| 20 | ... | ... | 58* (30) 10.4% | 58* (30) .4% | ... | ... | 74005* (39246) 15.0% | 74005* (39246) 4.8% |
| 21 | ... | ... | 11* (11) 13.5% | 11* (11) 9.8% | ... | ... | 41763* (36135) 37.2% | 41763* (36135) 36.6% |
| 22 | ... | 49* (39) 3.1% | 59* (60) 19.8% | 108* (95) 2.3% | ... | 19487* (15373) 5.6% | 40817* (41310) 15.6% | 60304* (54177) 8.4% |
| 23 | ... | ... | 47* (41) 19.4% | 47* (41) .3% | ... | ... | 47062* (40984) 22.6% | 47062* (40984) 3.8% |
| 24 | ... | ... | 12* (10) 11.5% | 12* (10) .1% | ... | ... | 27621* (22969) 29.9% | 27621* (22969) 4.8% |
| 25 | ... | ... | 3* (4) 2.7% | 3* (4) .1% | ... | ... | 20917* (22806) 17.0% | 20917* (22806) 4.0% |
| 26 | ... | ... | 38* (38) 18.0% | 38* (38) .7% | ... | ... | 56749* (48547) 27.4% | 56749* (48547) 9.1% |
| 27 | 65* (79) .4% | ... | 46* (26) 14.6% | 111* (82) .5% | 6147* (7481) 1.3% | ... | 88821* (30855) 25.7% | 94967* (30723) 8.0% |
| 28 | 39* (39) .6% | 96* (91) 8.3% | 210* (65) 55.3% | 345* (130) 4.5% | 1885* (1867) 1.0% | 24810* (21282) 9.5% | 357568* (96140) 75.1% | 384263* (109888) 41.9% |
| 29 | ... | 35* (27) 11.8% | 101* (42) 100.0% | 136* (50) 9.7% | ... | 11069* (8773) 17.5% | 117545* (70259) 100.0% | 128614* (69792) 58.0% |
| 30 | ... | ... | 78* (61) 35.0% | 78* (61) .9% | ... | ... | 112893* (65136) 48.3% | 112893* (65136) 15.0% |
| 31 | ... | ... | ... | ... | ... | ... | ... | ... |
| 32 | ... | 18* (20) 1.7% | 61* (36) 33.2% | 79* (48) .8% | ... | 8209* (9255) 3.9% | 39374* (28512) 30.5% | 47584* (34052) 8.3% |
| 33 | ... | 49* (55) 3.4% | 170* (54) 50.5% | 219* (83) 3.7% | ... | 9209* (10249) 3.0% | 412356* (67467) 66.3% | 421565* (68457) 39.4% |

NATIONAL OCCUPATIONAL EXPOSURE SURVEY (1981-1983)

TABLE NO. III-2 (CONTINUED)

| SIC CODE | PLANTS | | | TOTAL | EMPLOYEES | | | TOTAL |
|----------|-----------------------|-----------------------|------------------------|------------------------|--------------------------|----------------------------|------------------------------|------------------------------|
| | SMALL (8-99) | MEDIUM (100-499) | LARGE (≥500) | | SMALL (8-99) | MEDIUM (100-499) | LARGE (≥500) | |
| 34 | ... | ... | 81* (62) 23.3% | 81* (62) .4% | ... | ... | 153738* (95642) 43.8% | 153738* (95642) 10.2% |
| 35 | ... | ... | 144* (50) 18.4% | 144* (50) .5% | ... | ... | 457463 (105592) 41.1% | 457463 (105592) 19.2% |
| 36 | ... | ... | 74 (11) 9.3% | 74 (11) .7% | ... | ... | 350384* (93980) 29.6% | 350384* (93980) 17.8% |
| 37 | ... | 16* (22) 1.4% | 226 (44) 54.3% | 242 (46) 4.3% | ... | 4730* (6305) 2.0% | 1258873 (263690) 83.1% | 1263603 (263186) 67.2% |
| 38 | ... | ... | 92* (80) 22.1% | 92* (80) 2.3% | ... | ... | 180896* (123271) 39.3% | 180896* (123271) 23.8% |
| 39 | ... | ... | 10* (10) 3.0% | 10* (10) .1% | ... | ... | 19466* (18968) 9.3% | 19466* (18968) 3.7% |
| 41 | 202* (210) 4.6% | ... | ... | 202* (210) 4.1% | 5865* (6101) 5.0% | ... | ... | 5865* (6101) 2.9% |
| 42 | ... | ... | ... | ... | ... | ... | ... | ... |
| 45 | ... | ... | 26* (14) 18.0% | 26* (14) .7% | ... | ... | 74937* (57710) 28.4% | 74937* (57710) 16.6% |
| 48 | ... | ... | 34* (21) 99.0% | 34* (21) .2% | ... | ... | 70083* (43687) 100.0% | 70083* (43687) 10.4% |
| 49 | ... | ... | ... | ... | ... | ... | ... | ... |
| 50 | ... | ... | ... | ... | ... | ... | ... | ... |
| 51 | ... | ... | ... | ... | ... | ... | ... | ... |
| 55 | ... | ... | ... | ... | ... | ... | ... | ... |
| 72 | ... | ... | ... | ... | ... | ... | ... | ... |
| 73 | ... | 15* (13) 1.0% | 34* (28) 9.8% | 48* (29) .3% | ... | 7143* (6524) 2.0% | 63615* (41134) 19.3% | 70758* (40700) 6.4% |
| 75 | ... | ... | ... | ... | ... | ... | ... | ... |
| 76 | ... | ... | ... | ... | ... | ... | ... | ... |
| 80 | 236* (168) 8.3% | 772 (148) 35.7% | 1192 (191) 57.8% | 2200 (296) 31.1% | 8654* (5963) 8.5% | 211566 (40483) 39.6% | 1962037 (259104) 64.9% | 2182256 (267448) 59.6% |
| All | 542* (292) .1% | 1098 (186) 2.2% | 2811 (248) 29.8% | 4451 (480) .9% | 22551* (11479) .2% | 311830 (49496) 3.2% | 6041750 (454144) 48.5% | 6376131 (476077) 19.2% |

*Standard error >25% of the estimate. The estimate may be unreliable.
...No facilities observed.



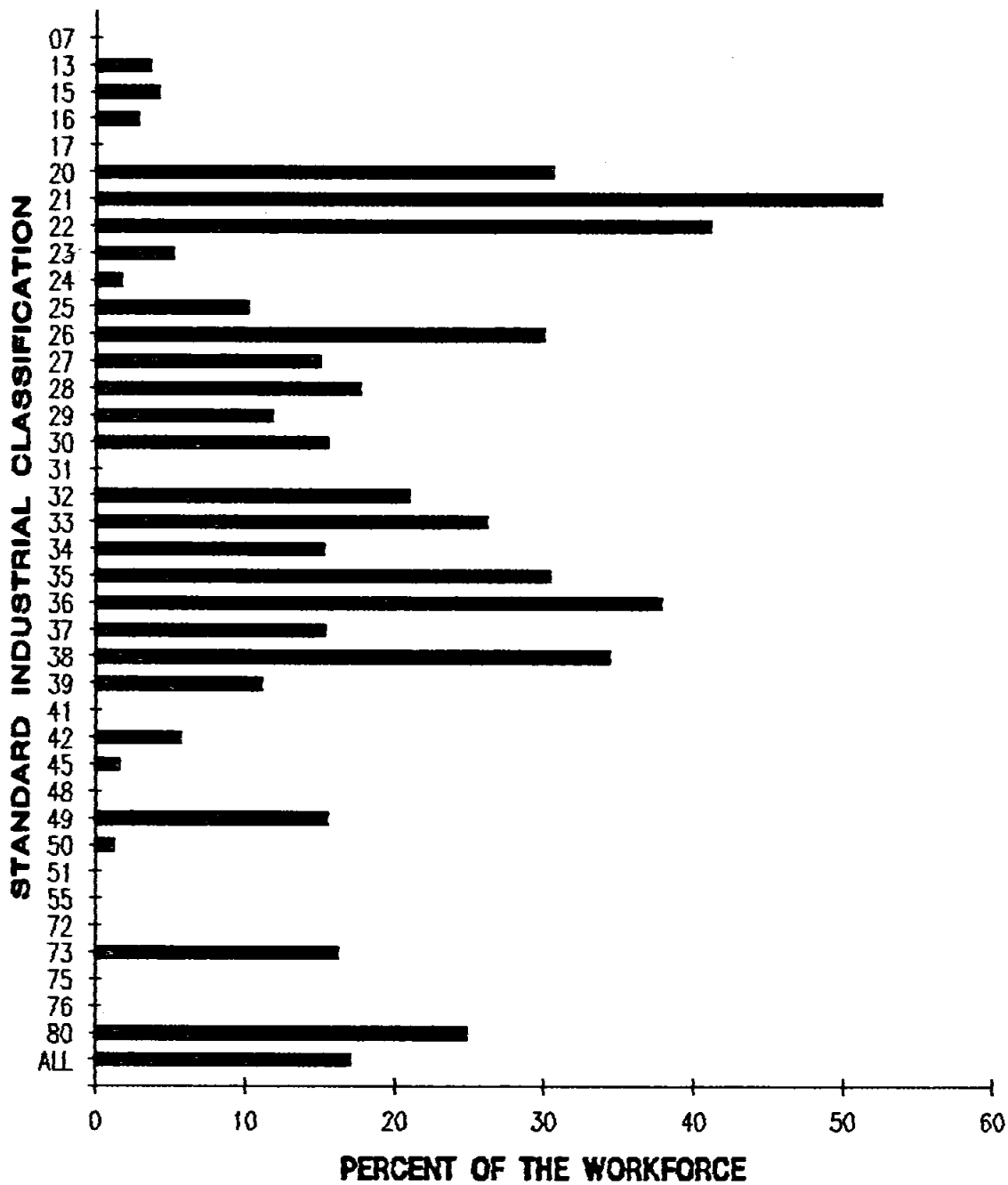
NATIONAL OCCUPATIONAL EXPOSURE SURVEY (1981-1983) TABLE NO. III-3

NUMBER AND PERCENT OF PLANTS AND EMPLOYEES IN PLANTS WHICH HAVE A HEALTH UNIT WITH A NURSE IN CHARGE

| MAJOR GROUP | PLANTS | | | | EMPLOYEES | | | |
|-------------|-----------------------|------------------------|------------------------|-----------------------|---------------------------|------------------------------|------------------------------|------------------------------|
| | SMALL (8-99) | MEDIUM (100-499) | LARGE (≥500) | TOTAL | SMALL (8-99) | MEDIUM (100-499) | LARGE (≥500) | TOTAL |
| 07 | ... | ... | ... | ... | ... | ... | ... | ... |
| 13 | ... | 40* (31) 3.9% | ... | 40* (31) .4% | ... | 15189* (11898) 8.7% | ... | 15189* (11898) 3.7% |
| 15-17 | 98* (98) .1% | 7* (8) .2% | 15* (6) 6.2% | 120* (98) .1% | 4694* (4688) .2% | 2340* (2608) .3% | 48961* (19213) 20.7% | 55995* (21469) 1.8% |
| 20-39 | 305* (173) .2% | 3592 (639) 11.3% | 3229 (263) 51.5% | 7125 (807) 3.7% | 15337* (6825) .3% | 1040464 (177189) 16.3% | 3295751 (241049) 39.9% | 4351552 (324049) 22.6% |
| 40-49 | 544* (460) 1.0% | 345* (163) 5.9% | 68* (69) 14.5% | 957* (465) 1.6% | 44320* (37385) 3.1% | 72877* (36108) 6.3% | 81780* (47203) 14.3% | 198977* (73457) 6.3% |
| 50-59 | ... | 43* (27) 1.6% | ... | 43* (27) .1% | ... | 13054* (8272) 3.2% | ... | 13054* (8272) .9% |
| 70-79 | ... | 123* (73) 5.2% | 171* (115) 48.3% | 294* (121) .4% | ... | 35199* (20951) 7.6% | 143637* (85153) 42.3% | 178836* (82984) 8.1% |
| 80 | 40* (40) 1.4% | 304* (77) 14.0% | 594 (139) 28.8% | 939 (180) 13.3% | 2061* (2054) 2.0% | 86151* (25872) 16.1% | 827750 (179847) 27.4% | 915961 (184670) 25.0% |
| ALL | 987* (503) .2% | 4454 (670) 8.9% | 4077 (326) 43.2% | 9517 (963) 1.9% | 66412* (38346) .6% | 1265274 (184458) 12.8% | 4397878 (316698) 35.3% | 5729564 (389954) 17.1% |

*Standard error >25% of the estimate. The estimate may be unreliable.
...No facilities observed.

FIGURE III - 4
ON-SITE HEALTH UNITS WITH A NURSE IN CHARGE
 (NOES 1981-1983)

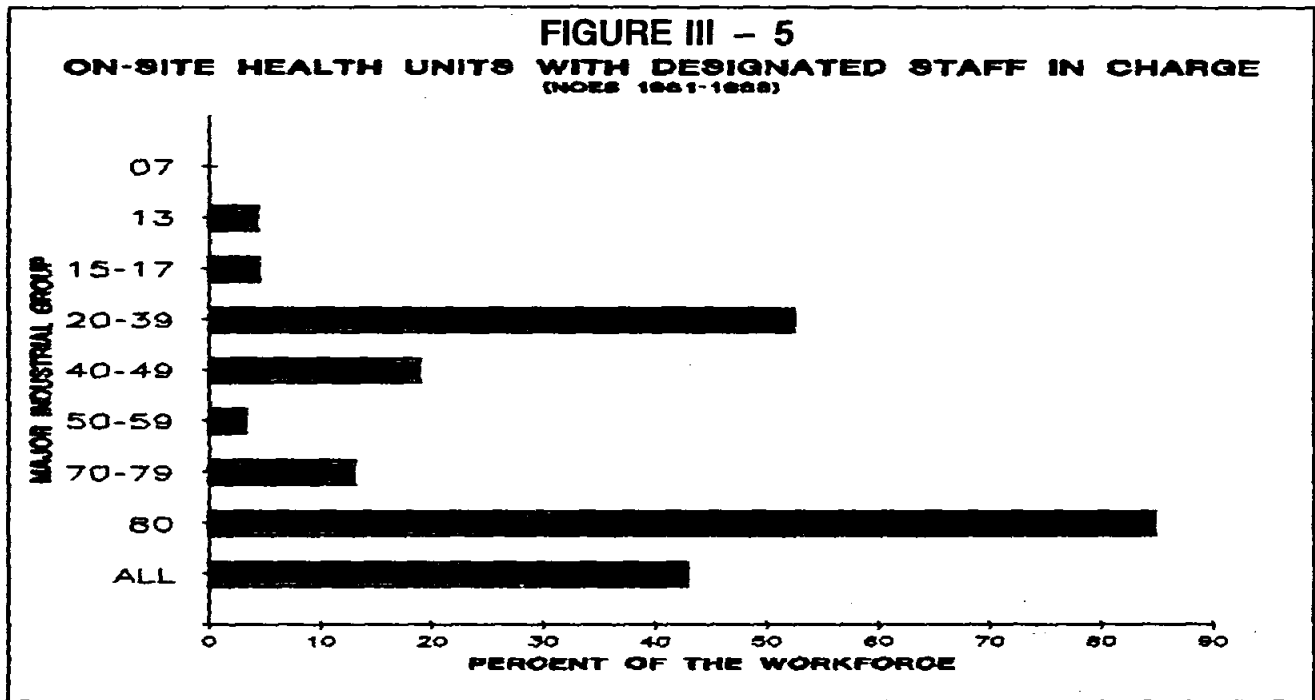


NUMBER AND PERCENT OF PLANTS AND EMPLOYEES IN PLANTS WHICH HAVE A HEALTH UNIT WITH A NURSE IN CHARGE

| SIC CODE | PLANTS | | | | EMPLOYEES | | | |
|----------|-----------------------|------------------------|-----------------------|------------------------|-------------------------|-----------------------------|-----------------------------|-----------------------------|
| | SMALL (8-99) | MEDIUM (100-499) | LARGE (>500) | TOTAL | SMALL (8-99) | MEDIUM (100-499) | LARGE (>500) | TOTAL |
| 07 | ... | ... | ... | ... | ... | ... | ... | ... |
| 13 | ... | 40* (31) 3.9% | ... | 40* (31) .4% | ... | 15189* (11898) 8.7% | ... | 15189* (11898) 3.7% |
| 15 | ... | 7* (8) .6% | 10* (4) 7.4% | 17* (8) .1% | ... | 2340* (2608) 1.2% | 36379* (12499) 27.0% | 38719* (13228) 4.3% |
| 16 | 98* (98) .9% | ... | 5* (4) 4.7% | 103* (98) .8% | 4694* (4688) 1.7% | ... | 12582* (11004) 12.4% | 17276* (12193) 2.9% |
| 17 | ... | ... | ... | ... | ... | ... | ... | ... |
| 20 | ... | 411* (176) 12.8% | 382 (81) 68.4% | 793 (165) 5.2% | ... | 138978* (64906) 20.6% | 337608 (76325) 68.7% | 476586 (87852) 30.7% |
| 21 | 4* (6) 14.6% | ... | 49* (34) 62.6% | 54* (32) 49.4% | 258* (345) 13.8% | ... | 59713* (43121) 53.3% | 59971* (43053) 52.6% |
| 22 | 161* (134) 5.5% | 393* (145) 24.7% | 196* (60) 65.5% | 750* (233) 15.6% | 5162* (3062) 4.9% | 100666* (29427) 29.0% | 188272* (79703) 72.1% | 294100* (75051) 41.2% |
| 23 | ... | 25* (27) .8% | 68* (55) 28.2% | 93* (61) .6% | ... | 4511* (4786) .7% | 61233* (53771) 29.4% | 65744* (53926) 5.3% |
| 24 | ... | 9* (8) .8% | 7* (8) 6.6% | 16* (14) .1% | ... | 2141* (1963) 1.2% | 8146* (9007) 8.8% | 10287* (10339) 1.8% |
| 25 | ... | 26* (38) 2.4% | 44* (34) 37.2% | 70* (50) 1.3% | ... | 8307* (12149) 3.2% | 45238* (36890) 36.8% | 53544* (38353) 10.3% |
| 26 | ... | 140* (128) 8.9% | 176* (75) 82.2% | 316* (169) 5.4% | ... | 38115* (31375) 13.5% | 150115* (69679) 72.6% | 188230* (87389) 30.1% |
| 27 | ... | 24* (36) 1.3% | 176* (86) 55.7% | 201* (92) 1.0% | ... | 8252* (14242) 2.3% | 170070* (67453) 49.2% | 178322* (67397) 15.1% |
| 28 | ... | 240* (98) 20.7% | 118* (66) 31.2% | 358* (135) 4.6% | ... | 76727* (31305) 29.4% | 86221* (47258) 18.1% | 162948* (65872) 17.8% |
| 29 | ... | 107* (42) 36.5% | ... | 107* (42) 7.6% | ... | 26407* (9028) 41.7% | ... | 26407* (9028) 11.9% |
| 30 | ... | 34* (34) 2.2% | 114* (52) 51.0% | 148* (60) 1.7% | ... | 14201* (14825) 4.8% | 103466* (42339) 44.3% | 117667* (43890) 15.6% |
| 31 | ... | ... | ... | ... | ... | ... | ... | ... |
| 32 | ... | 116* (95) 11.5% | 123* (61) 66.7% | 239* (104) 2.4% | ... | 31572* (24390) 15.1% | 89619* (43706) 69.5% | 121191* (45740) 21.1% |
| 33 | 82* (61) 2.0% | 379* (112) 25.8% | 124* (50) 36.7% | 585* (150) 9.9% | 5760* (4289) 4.2% | 113382* (34751) 36.4% | 162156* (51112) 26.1% | 281298 (68364) 26.3% |

| SIC CODE | PLANTS | | | | EMPLOYEES | | | |
|----------|-----------------------|------------------------|------------------------|-----------------------|----------------------------|------------------------------|------------------------------|------------------------------|
| | SMALL (8-99) | MEDIUM (100-499) | LARGE (>500) | TOTAL | SMALL (8-99) | MEDIUM (100-499) | LARGE (>500) | TOTAL |
| 34 | 23* (23) .1% | 465* (135) 14.9% | 137* (55) 39.6% | 625 (138) 2.8% | 2203* (2221) .4% | 121082* (34385) 20.3% | 108420* (52305) 30.9% | 231704* (66455) 15.4% |
| 35 | ... | 505* (134) 14.8% | 556 (79) 70.9% | 1061 (153) 4.0% | ... | 150515* (41772) 22.8% | 574944 (96475) 51.7% | 725460 (98993) 30.5% |
| 36 | ... | 359* (182) 13.4% | 480* (133) 60.9% | 839* (266) 7.9% | ... | 103625* (46870) 18.8% | 641644 (116857) 54.3% | 745270 (139188) 37.9% |
| 37 | 34* (75) .8% | 178* (68) 14.9% | 168* (74) 40.4% | 379* (119) 6.8% | 1954* (4362) 1.5% | 46681* (17578) 19.5% | 242968* (80565) 16.0% | 291603* (77164) 15.5% |
| 38 | ... | 54* (36) 5.7% | 284* (138) 68.3% | 338* (149) 8.3% | ... | 16839* (12733) 8.7% | 245387* (138152) 53.3% | 262226* (141621) 34.5% |
| 39 | ... | 127* (252) 15.9% | 26* (26) 7.7% | 153* (252) 2.0% | ... | 38461* (80875) 25.7% | 20532* (20670) 9.8% | 58993* (83181) 11.2% |
| 41 | ... | ... | ... | ... | ... | ... | ... | ... |
| 42 | 91* (71) .5% | 48* (59) 3.2% | 17* (12) 20.3% | 155* (94) .7% | 8058* (6284) 1.7% | 17956* (22209) 6.9% | 21871* (17464) 29.2% | 47885* (27827) 5.8% |
| 45 | ... | 75* (75) 12.8% | ... | 75* (75) 1.9% | ... | 7769* (7769) 7.1% | ... | 7769* (7769) 1.7% |
| 48 | ... | ... | ... | ... | ... | ... | ... | ... |
| 49 | 453* (396) 5.5% | 134* (122) 7.2% | 51* (69) 29.7% | 638* (425) 6.2% | 36262* (31700) 13.5% | 34845* (27857) 8.2% | 59909* (46023) 40.9% | 131016* (66208) 15.6% |
| 50 | ... | 43* (27) 2.4% | ... | 43* (27) .1% | ... | 13054* (8272) 4.6% | ... | 13054* (8272) 1.4% |
| 51 | ... | ... | ... | ... | ... | ... | ... | ... |
| 55 | ... | ... | ... | ... | ... | ... | ... | ... |
| 72 | ... | ... | ... | ... | ... | ... | ... | ... |
| 73 | ... | 123* (73) 8.3% | 171* (115) 50.2% | 294* (121) 1.6% | ... | 35199* (20951) 10.1% | 143637* (85153) 43.7% | 178836* (82984) 16.3% |
| 75 | ... | ... | ... | ... | ... | ... | ... | ... |
| 76 | ... | ... | ... | ... | ... | ... | ... | ... |
| 80 | 40* (40) 1.4% | 304* (77) 14.0% | 594 (139) 28.8% | 939 (180) 13.3% | 2061* (2054) 2.0% | 86151* (25872) 16.1% | 827750 (179847) 27.4% | 915961 (184670) 25.0% |
| All | 987* (497) .2% | 4366 (569) 8.8% | 4077 (325) 43.3% | 9429 (811) 1.9% | 66412* (36996) .6% | 1252968 (163335) 12.8% | 4397878 (312840) 35.3% | 5717258 (368249) 17.2% |

*Standard error >25% of the estimate. The estimate may be unreliable.
 ...No facilities observed.



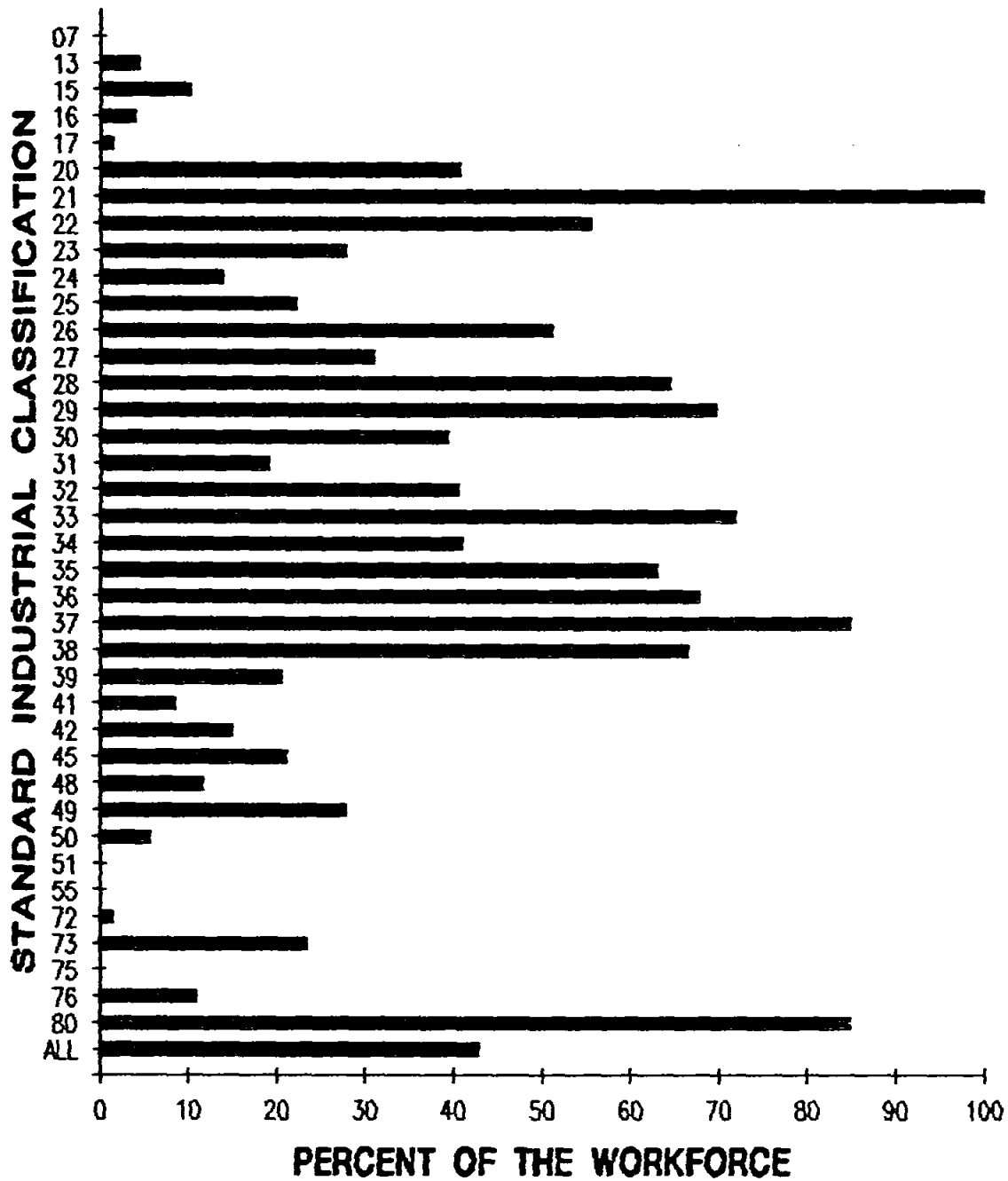
NATIONAL OCCUPATIONAL EXPOSURE SURVEY (1981-1983) TABLE NO. III-5

NUMBER AND PERCENT OF PLANTS AND EMPLOYEES IN PLANTS WHICH HAVE A HEALTH UNIT WITH DESIGNATED STAFF IN CHARGE

| MAJOR GROUP | PLANTS | | | | EMPLOYEES | | | |
|-------------|------------------------|-------------------------|------------------------|--------------------------|---------------------------|------------------------------|-------------------------------|-------------------------------|
| | SMALL (8-99) | MEDIUM (100-499) | LARGE (≥500) | TOTAL | SMALL (8-99) | MEDIUM (100-499) | LARGE (≥500) | TOTAL |
| 07 | ... | ... | ... | ... | ... | ... | ... | ... |
| 13 | 157* (159) 1.8% | 40* (31) 3.9% | ... | 197* (156) 2.0% | 3922* (3964) 1.9% | 15189* (11898) 8.7% | ... | 19112* (11903) 4.6% |
| 15-17 | 740* (379) .8% | 55* (56) 1.3% | 77* (94) 31.9% | 872* (407) .9% | 34539* (16235) 1.6% | 8393* (7618) 1.1% | 101207* (66552) 42.9% | 144140* (70764) 4.7% |
| 20-39 | 4951 (842) 3.2% | 9963 (834) 31.4% | 5088 (237) 81.1% | 20002 (1404) 10.5% | 252842 (39365) 5.5% | 2445203 (205813) 38.3% | 7446208 (324452) 90.1% | 10144254 (443378) 52.7% |
| 40-49 | 1925* (838) 3.6% | 889* (307) 15.2% | 194* (83) 41.5% | 3008* (940) 5.1% | 94795* (43549) 6.6% | 223660* (75206) 19.4% | 288587 (64537) 50.3% | 607042 (115478) 19.2% |
| 50-59 | 426* (391) .7% | 308* (143) 11.6% | ... | 734* (348) 1.2% | 9375* (8598) .8% | 44396* (20217) 10.9% | ... | 53771* (18322) 3.5% |
| 70-79 | 183* (141) .3% | 276* (111) 11.8% | 205* (119) 57.8% | 663* (217) .9% | 10074* (7746) .7% | 74803* (30290) 16.1% | 207252* (104011) 61.0% | 292129* (101233) 13.3% |
| 80 | 276* (177) 9.7% | 1127 (158) 52.0% | 1786 (266) 86.7% | 3189 (340) 45.1% | 10714* (6459) 10.5% | 311947 (46043) 58.4% | 2789787 (341627) 92.3% | 3112447 (342145) 85.1% |
| ALL | 8658 (1335) 1.9% | 12657 (923) 25.3% | 7350 (396) 77.9% | 28665 (1825) 5.6% | 416261 (62458) 3.8% | 3123591 (227290) 31.7% | 10833041 (491315) 86.9% | 14372894 (585419) 43.0% |

*Standard error >25% of the estimate. The estimate may be unreliable.
...No facilities observed.

FIGURE III - 6
ON-SITE HEALTH UNITS WITH DESIGNATED STAFF IN CHARGE
(NOES 1981-1983)



NATIONAL OCCUPATIONAL EXPOSURE SURVEY (1981-1983) TABLE NO. III-6

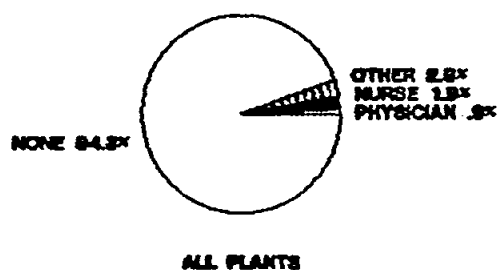
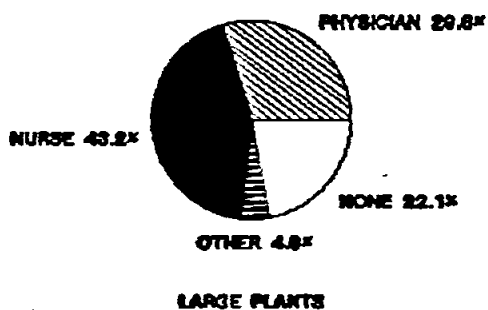
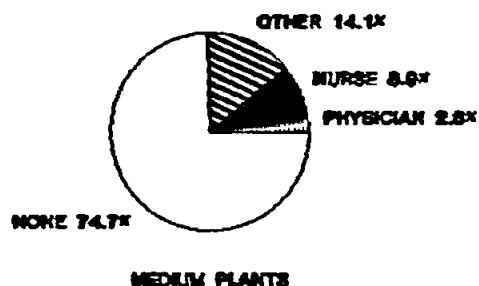
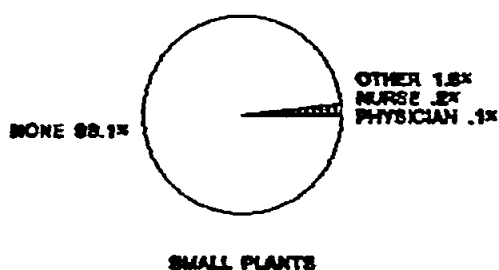
NUMBER AND PERCENT OF PLANTS AND EMPLOYEES IN PLANTS WHICH HAVE A HEALTH UNIT WITH DESIGNATED STAFF IN CHARGE

| SIC CODE | PLANTS | | | TOTAL | EMPLOYEES | | | TOTAL |
|----------|------------------------|------------------------|------------------------|------------------------|----------------------------|-----------------------------|------------------------------|------------------------------|
| | SMALL (8-99) | MEDIUM (100-499) | LARGE (>500) | | SMALL (8-99) | MEDIUM (100-499) | LARGE (>500) | |
| 07 | ... | ... | ... | ... | ... | ... | ... | ... |
| 13 | 157* (159) 1.8% | 40* (31) 3.9% | ... | 197* (156) 2.0% | 3922* (3964) 1.9% | 15189* (11898) 8.7% | ... | 19112* (11903) 4.6% |
| 15 | 33* (49) .7% | 7* (8) .6% | 72* (95) 53.5% | 113* (108) .4% | 2407* (3547) .4% | 2340* (2608) 1.2% | 88625* (66889) 65.7% | 93373* (66804) 10.4% |
| 16 | 159* (118) 1.4% | 48* (55) 4.3% | 5* (4) 4.7% | 212* (136) 1.7% | 6236* (5060) 2.2% | 6054* (6955) 2.9% | 12582* (11004) 12.4% | 24872* (14257) 4.2% |
| 17 | 547* (380) .9% | ... | ... | 547* (380) .9% | 25895* (16247) 2.7% | ... | ... | 25895* (16247) 1.6% |
| 20 | 177* (172) 1.5% | 752* (200) 23.4% | 441 (90) 78.8% | 1369 (283) 9.0% | 6964* (6806) 1.8% | 216845* (63456) 32.2% | 411613 (84030) 83.7% | 635422 (88869) 40.9% |
| 21 | 30* (43) 100.0% | ... | 79* (56) 99.6% | 109* (65) 100.0% | 1866* (2685) 100.0% | ... | 112133* (67572) 100.0% | 113999* (66861) 100.0% |
| 22 | 320* (159) 10.9% | 615 (118) 38.7% | 255* (65) 85.2% | 1190 (237) 24.7% | 15921* (7270) 15.0% | 152995 (32172) 44.7% | 229089* (81745) 87.7% | 398005 (93457) 55.7% |
| 23 | 405* (137) 3.2% | 713 (169) 23.0% | 153* (68) 63.3% | 1272 (185) 8.0% | 18281* (8441) 4.3% | 177138 (38332) 29.0% | 151296* (65830) 72.6% | 346716 (66698) 27.9% |
| 24 | 279* (216) 2.6% | 245* (120) 21.3% | 19* (8) 18.1% | 543* (235) 4.5% | 10764* (7249) 3.5% | 34647* (17496) 18.9% | 35767* (18789) 38.7% | 81178* (28132) 14.0% |
| 25 | 144* (132) 3.5% | 124* (114) 11.6% | 47* (33) 39.9% | 315* (212) 5.9% | 10427* (9361) 7.5% | 39048* (38570) 15.2% | 66155* (34507) 53.8% | 115629* (46862) 22.3% |
| 26 | 95* (86) 2.3% | 438* (195) 27.9% | 214* (73) 100.0% | 748* (240) 12.7% | 6444* (5817) 4.7% | 108284* (50101) 38.5% | 206864* (65220) 100.0% | 321593* (93466) 51.4% |
| 27 | 235* (154) 1.3% | 341* (141) 18.2% | 238* (91) 75.2% | 814* (207) 4.0% | 13831* (8936) 2.9% | 80496* (34925) 22.3% | 274109 (66517) 79.3% | 368435 (73540) 31.7% |
| 28 | 164* (101) 2.7% | 438* (137) 37.7% | 345 (63) 90.7% | 946 (165) 12.3% | 7524* (4419) 4.2% | 132416* (36905) 50.8% | 454264 (99596) 95.4% | 594203 (105460) 64.7% |
| 29 | ... | 141* (49) 48.3% | 101* (42) 100.0% | 243* (69) 17.3% | ... | 37477* (12815) 59.2% | 117545* (70259) 100.0% | 155022* (71575) 69.9% |
| 30 | 224* (96) 3.3% | 238* (89) 15.5% | 193* (74) 86.0% | 654 (156) 7.7% | 16150* (6845) 7.2% | 65646* (30101) 22.3% | 216359* (74266) 92.6% | 298155* (79761) 39.6% |
| 31 | ... | 125* (80) 22.0% | ... | 125* (80) 8.2% | ... | 33930* (22833) 25.0% | ... | 33930* (22833) 19.3% |
| 32 | 242* (156) 2.8% | 372* (133) 36.8% | 184* (71) 99.9% | 798* (232) 8.0% | 11886* (7303) 5.0% | 94060* (37024) 45.0% | 128993* (49687) 100.0% | 234939 (54089) 40.8% |
| 33 | 236* (131) 5.7% | 658 (164) 44.8% | 304 (72) 90.1% | 1198 (268) 20.2% | 14590* (10318) 10.5% | 167371 (34227) 53.8% | 589839 (89977) 94.9% | 771800 (105407) 72.7% |

| SIC CODE | PLANTS | | | | EMPLOYEES | | | |
|----------|------------------------|-------------------------|------------------------|-------------------------|----------------------------|------------------------------|-------------------------------|-------------------------------|
| | SMALL (8-99) | MEDIUM (100-499) | LARGE (>500) | TOTAL | SMALL (8-99) | MEDIUM (100-499) | LARGE (>500) | TOTAL |
| 34 | 1069* (427) 5.8% | 1085 (215) 34.7% | 298* (79) 86.1% | 2452 (484) 11.2% | 38396* (10340) 6.9% | 261704 (48385) 43.9% | 318552* (103010) 90.7% | 618652 (127634) 41.2% |
| 35 | 520* (272) 2.3% | 1709 (255) 50.2% | 767 (85) 97.9% | 2996 (386) 11.2% | 24146* (8768) 4.0% | 380854 (42814) 57.6% | 1099864 (150347) 98.8% | 1504864 (163096) 63.2% |
| 36 | 403* (206) 5.7% | 1015 (175) 37.8% | 625* (164) 79.4% | 2043 (366) 19.3% | 31239* (15080) 13.6% | 260357 (32935) 47.1% | 1045947 (196047) 88.5% | 1337543 (210419) 68.0% |
| 37 | 137* (110) 3.5% | 416* (129) 35.0% | 394 (85) 94.7% | 947 (161) 17.0% | 7202* (6638) 5.7% | 89216* (28348) 37.3% | 1501841 (240377) 99.2% | 1598259 (249013) 85.0% |
| 38 | 105* (89) 3.9% | 312* (123) 32.6% | 396* (130) 95.1% | 812 (191) 20.0% | 7954* (7109) 7.6% | 52866* (25781) 27.2% | 445979* (125897) 96.9% | 506798 (126678) 66.7% |
| 39 | 165* (197) 2.5% | 227* (360) 28.4% | 36* (26) 10.7% | 428* (416) 5.6% | 9258* (11005) 5.6% | 59854* (101830) 40.0% | 39998* (24337) 19.1% | 109110* (100263) 20.8% |
| 41 | 475* (289) 10.8% | ... | ... | 475* (289) 9.6% | 17337* (10921) 14.7% | ... | ... | 17337* (10921) 8.7% |
| 42 | 737* (377) 3.7% | 154* (106) 10.4% | 49* (37) 59.4% | 939* (418) 4.3% | 32111* (13372) 6.6% | 38478* (28653) 14.9% | 54578* (44519) 72.9% | 125167* (57096) 15.2% |
| 45 | ... | 75* (75) 12.8% | 30* (15) 20.3% | 105* (82) 2.6% | ... | 7769* (7769) 7.1% | 88689* (45201) 33.6% | 96458* (44062) 21.4% |
| 48 | 260* (256) 1.8% | 5* (5) .6% | 34* (21) 99.0% | 298* (255) 1.9% | 9084* (8973) 2.1% | 1002* (903) .6% | 70083* (43687) 100.0% | 80169* (43506) 11.9% |
| 49 | 453* (396) 5.5% | 444* (213) 23.9% | 82* (89) 47.4% | 980* (539) 9.6% | 36262* (31700) 13.5% | 125261* (58890) 29.4% | 75237* (54990) 51.3% | 236760* (103580) 28.1% |
| 50 | 426* (391) 1.4% | 308* (143) 17.1% | ... | 734* (348) 2.3% | 9375* (8598) 1.5% | 44396* (20217) 15.7% | ... | 53771* (18322) 5.9% |
| 51 | ... | ... | ... | ... | ... | ... | ... | ... |
| 55 | ... | ... | ... | ... | ... | ... | ... | ... |
| 72 | ... | 54* (55) 8.0% | ... | 54* (55) .3% | ... | 8242* (6268) 10.0% | ... | 8242* (6268) 1.7% |
| 73 | ... | 186* (93) 12.5% | 205* (119) 60.0% | 390* (133) 2.1% | ... | 53888* (25923) 15.4% | 207252* (104011) 63.0% | 261140* (102006) 23.7% |
| 75 | ... | ... | ... | ... | ... | ... | ... | ... |
| 76 | 183* (141) 1.9% | 36* (45) 29.4% | ... | 219* (147) 2.2% | 10074* (7746) 5.6% | 12672* (15755) 52.1% | ... | 22746* (17391) 11.2% |
| 80 | 276* (177) 9.7% | 1127 (158) 52.0% | 1786 (266) 86.7% | 3189 (340) 45.1% | 10714* (6459) 10.5% | 311947 (46043) 58.4% | 2789787 (341627) 92.3% | 3112447 (342145) 85.1% |
| All | 8658 (1320) 1.9% | 12494 (835) 25.2% | 7350 (507) 78.0% | 28502 (1656) 5.6% | 416261 (63141) 3.8% | 3088048 (188964) 31.6% | 10833041 (536586) 86.9% | 14337351 (548663) 43.1% |

*Standard error >25% of the estimate. The estimate may be unreliable.
 ...No facilities observed.

FIGURE III - 7
ON-SITE HEALTH UNITS BY PERSONNEL TYPE IN CHARGE
(NOES 1981-1983)



NOES QUESTIONNAIRE ITEM NO. 15
Presence of a Trained Individual to Provide First Aid

Intent

The intent of this question was to determine if there were individuals, other than doctors or nurses, formally trained in first aid procedures and designated by management to provide on-site emergency medical care.

This item was displayed on the questionnaire as:

15. Do you have an employee at this facility with formal first-aid training, who has been formally designated to provide emergency medical treatment?

1 Yes, full-time

2 Yes, part-time

3 No

Notes

Full-time provision of first-aid means that at least one individual is on duty at any time the facility is in operation, while part-time means that at least one individual has been designated as the provider of first-aid but may not be on duty during all hours of operation.

Physicians, nurses, or any individual not formally designated by management to provide first aid were not included as providers. Informal or "understood" arrangements were not considered positive responses.

Analysis

Three analyses of the responses to question 15 are presented.

(1) Response 15.1 - provision of trained first aid personnel during all hours of facility operation

The estimates of the plants which provide full-time first aid personnel, and workers in those plants (by number and proportion of the totals) are displayed in Figures III-8 and III-9, and Tables III-7 and III-8.

Figure III-8 Full-time emergency health care personnel on-site
(by major industrial group)

Figure III-9 Full-time emergency health care personnel on-site
(by 2-digit SIC)

Table III-7 Number and percent of plants and employees in plants
which have full-time personnel for emergency health care
(by major industrial group)

Table III-8 Number and percent of plants and employees in plants
which have full-time personnel for emergency health care
(by 2-digit SIC)

- (2) Response 15.2 - provision of trained first aid personnel during at least some of the hours of facility operation

The estimates of the plants which provide part-time first aid personnel, and workers in those plants (by number and proportion of the totals) are displayed in Figures III-10 and III-11, and Tables III-9 and III-10.

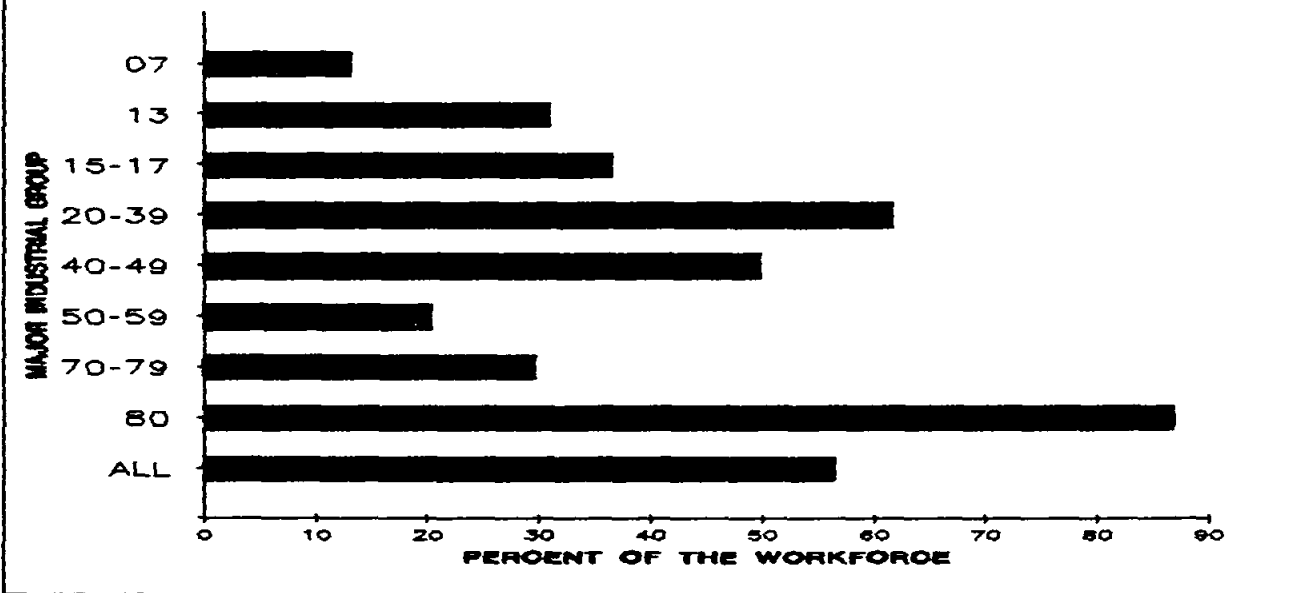
| | |
|---------------|---|
| Figure III-10 | Part-time emergency health care personnel on-site (by major industrial group) |
| Figure III-11 | Part-time emergency health care personnel on-site (by 2-digit SIC) |
| Table III-9 | Number and percent of plants and employees in plants which have part-time personnel for emergency health care (by major industrial group) |
| Table III-10 | Number and percent of plants and employees in plants which have part-time personnel for emergency health care (by 2-digit SIC) |

- (3) Response 15.1 or 15.2 - provision of trained first aid personnel on a part or full-time basis

The estimates of the plants which provide emergency health care on-site either part or full-time, and workers in those plants (by number and proportion of the totals) are displayed in Figures III-12, III-13, III-14, and Table III-11 and III-12.

| | |
|---------------|--|
| Figure III-12 | Emergency health care personnel on-site (by major industrial group) |
| Figure III-13 | Emergency health care personnel on-site (by 2-digit SIC) |
| Figure III-14 | Emergency health care provided on-site |
| Table III-11 | Number and percent of plants and employees in plants which have designated personnel for emergency health care (by major industrial group) |
| Table III-12 | Number and percent of plants and employees in plants which have designated personnel for emergency health care (by 2-digit SIC) |

FIGURE III - 8
FULL-TIME EMERGENCY HEALTH CARE PERSONNEL ON-SITE
(NOES 1981-1988)



NATIONAL OCCUPATIONAL EXPOSURE SURVEY (1981-1983) TABLE NO. III-7

NUMBER AND PERCENT OF PLANTS AND EMPLOYEES IN PLANTS WHICH
 HAVE FULL-TIME PERSONNEL FOR EMERGENCY HEALTH CARE

| MAJOR GROUP | PLANTS | | | TOTAL | EMPLOYEES | | | TOTAL |
|-------------|---------------------------|--------------------------|------------------------|---------------------------|------------------------------|------------------------------|-------------------------------|-------------------------------|
| | SMALL (8-99) | MEDIUM (100-499) | LARGE (≥500) | | SMALL (8-99) | MEDIUM (100-499) | LARGE (≥500) | |
| 07 | 1057* (627) 19.0% | ... | ... | 1057* (627) 18.8% | 14762* (8467) 14.2% | ... | ... | 14762* (8467) 13.3% |
| 13 | 2682* (1057) 31.2% | 390* (183) 38.3% | ... | 3071* (1113) 31.8% | 45878* (15085) 22.0% | 83058* (37050) 47.8% | ... | 128937* (48187) 31.1% |
| 15-17 | 28648 (1912) 30.4% | 1546* (457) 37.3% | 165* (113) 68.0% | 30358 (2030) 30.8% | 669335 (48676) 31.9% | 292221* (95461) 39.6% | 165112* (84357) 69.9% | 1126669 (144742) 36.7% |
| 20-39 | 42683 (3278) 27.9% | 17677 (1336) 55.7% | 4917 (243) 78.4% | 65276 (4006) 34.1% | 1567020 (107240) 33.9% | 3683300 (276631) 57.7% | 6680877 (302274) 80.8% | 11931197 (433549) 61.9% |
| 40-49 | 14047 (1483) 26.4% | 3269 (797) 55.9% | 321* (95) 68.7% | 17638 (1911) 29.7% | 457041 (62636) 31.9% | 702044* (195742) 60.9% | 424120 (98892) 73.9% | 1583205 (251349) 50.1% |
| 50-59 | 9592 (1526) 16.4% | 691* (246) 26.0% | ... | 10283 (1594) 16.8% | 209466 (31780) 18.6% | 107008* (37279) 26.2% | ... | 316474 (51722) 20.6% |
| 70-79 | 9308 (1662) 12.7% | 947 (200) 40.4% | 232* (125) 65.5% | 10487 (1673) 13.8% | 230725 (36155) 16.6% | 199221 (34001) 42.9% | 225760* (108215) 66.5% | 655706 (118696) 29.8% |
| 80 | 2463* (784) 86.7% | 1503 (197) 69.4% | 1739 (230) 84.4% | 5704 (835) 80.7% | 80804* (22339) 79.5% | 423030 (65341) 79.1% | 2680541 (307985) 88.7% | 3184375 (312348) 87.0% |
| ALL | 110480 (4880) 24.6% | 26022 (1674) 52.0% | 7374 (386) 78.1% | 143876 (5612) 28.3% | 3275032 (144598) 29.6% | 5489882 (363511) 55.7% | 10176410 (463498) 81.6% | 18941324 (623546) 56.7% |

*Standard error >25% of the estimate. The estimate may be unreliable.
 ...No facilities observed.

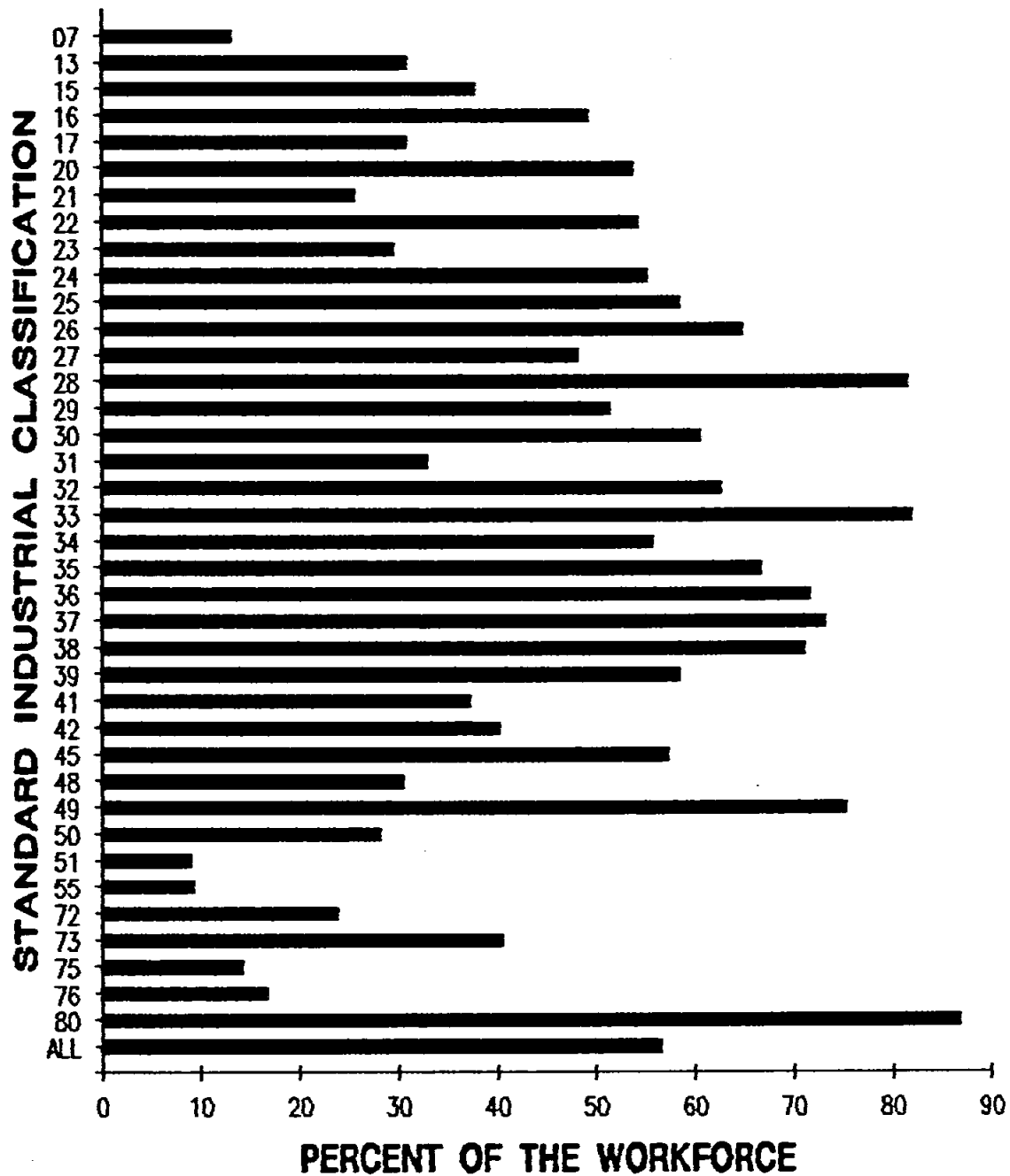
NUMBER AND PERCENT OF PLANTS AND EMPLOYEES IN PLANTS WHICH HAVE FULL-TIME PERSONNEL FOR EMERGENCY HEALTH CARE

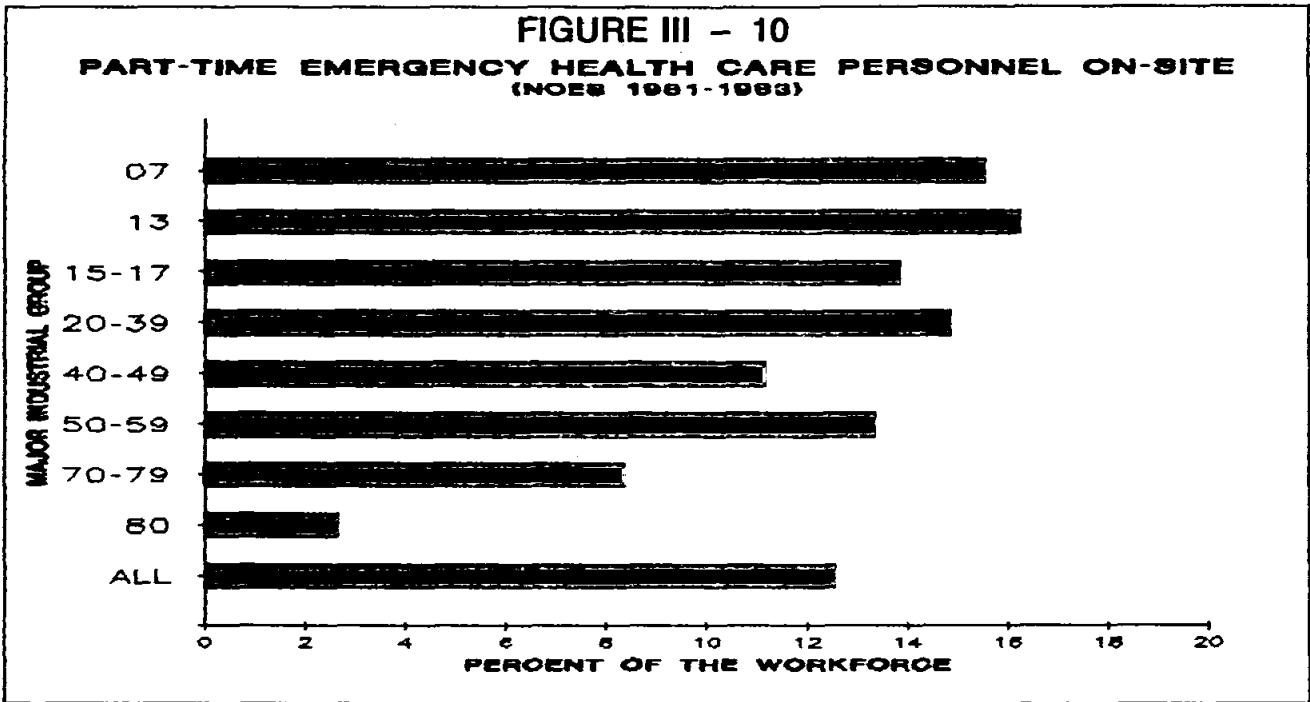
| SIC CODE | PLANTS | | | TOTAL | EMPLOYEES | | | TOTAL |
|----------|--------------------------|-------------------------|------------------------|--------------------------|----------------------------|-----------------------------|------------------------------|------------------------------|
| | SMALL (8-99) | MEDIUM (100-499) | LARGE (>500) | | SMALL (8-99) | MEDIUM (100-499) | LARGE (>500) | |
| 07 | 1057* (627) 19.0% | ... | ... | 1057* (627) 18.8% | 14762* (8467) 14.2% | ... | ... | 14762* (8467) 13.3% |
| 13 | 2682* (1057) 31.2% | 390* (183) 38.3% | ... | 3071* (1113) 31.8% | 45878* (15085) 22.0% | 83058* (37050) 47.8% | ... | 128937* (48187) 31.1% |
| 15 | 8964 (1206) 36.0% | 270* (114) 24.4% | 106* (98) 78.8% | 9341 (1213) 35.7% | 190997 (25121) 33.9% | 46260* (20017) 23.3% | 103397* (67194) 76.7% | 340654 (80982) 38.0% |
| 16 | 5138 (896) 45.5% | 561* (194) 50.1% | 58* (40) 54.4% | 5757 (977) 46.0% | 133211 (24819) 46.9% | 98192* (39941) 47.3% | 61714* (37366) 60.9% | 293117 (73055) 49.4% |
| 17 | 14546 (1657) 25.0% | 715* (360) 37.2% | ... | 15261 (1751) 25.4% | 345128 (38991) 27.6% | 147770* (74449) 44.6% | ... | 492898 (85896) 31.1% |
| 20 | 2631 (540) 23.1% | 1702 (321) 52.9% | 389 (88) 69.6% | 4722 (696) 31.1% | 98503 (21713) 25.4% | 384302 (81464) 57.0% | 356899 (76705) 72.6% | 839704 (93253) 54.0% |
| 21 | 4* (6) 14.6% | ... | 10* (19) 12.2% | 14* (16) 12.9% | 258* (345) 13.8% | ... | 29132* (29367) 26.0% | 29390* (29240) 25.8% |
| 22 | 589* (213) 20.1% | 688 (147) 43.3% | 201* (78) 67.2% | 1478 (281) 30.7% | 38424* (10595) 36.2% | 151085 (37170) 43.5% | 199624* (97792) 76.5% | 389133* (111649) 54.5% |
| 23 | 2451* (1157) 19.6% | 1003* (285) 32.3% | 100* (57) 41.4% | 3554* (1189) 22.4% | 64517* (20104) 15.2% | 216446* (58927) 35.5% | 89384* (46992) 42.9% | 370347 (73299) 29.8% |
| 24 | 3018 (584) 28.2% | 636* (161) 55.4% | 104* (74) 100.0% | 3758 (626) 31.4% | 123390 (26160) 40.6% | 105583* (27166) 57.5% | 92355* (52501) 100.0% | 321328 (62748) 55.4% |
| 25 | 1551* (509) 37.2% | 552* (170) 52.0% | 119* (75) 99.6% | 2221* (629) 41.6% | 55629* (20588) 40.0% | 125792* (52172) 49.1% | 122998* (62394) 100.0% | 304419* (89059) 58.7% |
| 26 | 1531* (497) 37.2% | 820* (224) 52.3% | 180* (85) 84.2% | 2531 (583) 42.9% | 65111 (15960) 47.3% | 156627* (40473) 55.6% | 184857* (74073) 89.4% | 406595 (91415) 65.0% |
| 27 | 2934 (682) 16.2% | 734* (197) 39.2% | 259* (92) 81.9% | 3927 (851) 19.3% | 108333 (23046) 22.7% | 165027* (46466) 45.7% | 300531* (75636) 86.9% | 573891 (106893) 48.4% |
| 28 | 2200 (498) 35.6% | 901 (140) 77.7% | 359 (57) 94.4% | 3460 (528) 44.9% | 71729 (11497) 39.7% | 214209 (42523) 82.1% | 464663 (96615) 97.5% | 750601 (101927) 81.8% |
| 29 | 73* (87) 7.2% | 61* (39) 20.8% | 94* (40) 93.4% | 229* (101) 16.3% | 6668* (7929) 16.3% | 15820* (9486) 25.0% | 92134* (54777) 78.4% | 114622* (55892) 51.7% |
| 30 | 2415* (707) 36.0% | 833* (235) 54.2% | 158* (67) 70.4% | 3405 (786) 40.2% | 97032 (20429) 43.1% | 168089* (45955) 57.1% | 192647* (73035) 82.5% | 457767 (86121) 60.8% |
| 31 | 88* (61) 9.5% | 229* (112) 40.2% | ... | 317* (135) 20.8% | 5104* (3905) 20.5% | 53269* (27366) 39.3% | ... | 58373* (28325) 33.2% |
| 32 | 3469 (612) 39.4% | 578* (158) 57.1% | 184* (71) 99.9% | 4231 (654) 42.3% | 112568 (15774) 47.5% | 119525* (34273) 57.2% | 128993* (49687) 100.0% | 361087 (52695) 62.8% |
| 33 | 1208 (297) 29.2% | 1340 (135) 91.3% | 275* (76) 81.5% | 2823 (329) 47.5% | 45215 (10299) 32.7% | 286613 (29274) 92.1% | 547051 (103308) 88.0% | 878879 (103529) 82.1% |

| SIC CODE | PLANTS | | | | EMPLOYEES | | | |
|----------|---------------------------|--------------------------|------------------------|---------------------------|------------------------------|------------------------------|-------------------------------|-------------------------------|
| | SMALL (8-99) | MEDIUM (100-499) | LARGE (>500) | TOTAL | SMALL (8-99) | MEDIUM (100-499) | LARGE (>500) | TOTAL |
| 34 | 6430 (793) 34.7% | 1992 (235) 63.8% | 279* (82) 80.7% | 8701 (801) 39.6% | 210538 (23343) 37.9% | 380972 (44614) 63.8% | 249602* (90524) 71.1% | 841112 (96946) 56.0% |
| 35 | 6149 (766) 27.1% | 2198 (228) 64.6% | 616 (87) 78.6% | 8964 (773) 33.4% | 209055 (28691) 34.5% | 423204 (45035) 64.0% | 959414 (147206) 86.2% | 1591673 (149365) 66.9% |
| 36 | 1564 (344) 22.0% | 1681 (131) 62.6% | 610 (143) 77.5% | 3855 (412) 36.4% | 79605 (14556) 34.5% | 389504 (29064) 70.5% | 943256 (157386) 79.8% | 1412364 (147178) 71.9% |
| 37 | 1865 (414) 47.0% | 743 (144) 62.4% | 334 (73) 80.3% | 2942 (435) 52.7% | 73873 (18153) 58.2% | 151178 (34242) 63.2% | 1155117 (213608) 76.3% | 1380168 (206585) 73.4% |
| 38 | 847* (244) 31.5% | 692 (165) 72.3% | 319* (113) 76.7% | 1858 (316) 45.7% | 44160* (12285) 42.2% | 115218* (33031) 59.3% | 382315* (116695) 83.0% | 541693 (123153) 71.3% |
| 39 | 1666* (477) 25.4% | 294* (487) 36.8% | 328* (217) 97.0% | 2288* (633) 29.8% | 57309 (12259) 34.5% | 60837* (96601) 40.7% | 189904* (119941) 90.7% | 308049* (120292) 58.7% |
| 41 | 2240* (780) 50.7% | 97* (83) 19.0% | ... | 2337* (800) 47.4% | 63005* (22058) 53.6% | 11518* (9829) 14.1% | ... | 74523* (25939) 37.4% |
| 42 | 3118* (840) 15.6% | 936* (269) 63.2% | 79* (53) 96.5% | 4133 (908) 19.1% | 89493 (17911) 18.3% | 168940* (52404) 65.3% | 73400* (49222) 98.1% | 331834 (75728) 40.4% |
| 45 | 785* (573) 24.2% | 118* (118) 20.0% | 103* (47) 70.2% | 1006* (592) 25.3% | 18125* (12967) 23.4% | 47505* (47505) 43.5% | 193557* (76002) 73.2% | 259187* (98998) 57.5% |
| 48 | 2404* (1068) 16.3% | 398* (201) 44.1% | 19* (16) 56.8% | 2821* (1079) 18.0% | 98068* (60804) 23.0% | 71314* (32341) 40.4% | 37029* (29526) 52.8% | 206411* (76790) 30.7% |
| 49 | 4126* (1076) 50.2% | 1578* (563) 84.8% | 120* (90) 69.2% | 5824 (1440) 56.8% | 143667* (41048) 53.3% | 371051* (151932) 87.2% | 120133* (61318) 82.0% | 634851* (180027) 75.5% |
| 50 | 6345 (1103) 20.9% | 691* (246) 38.4% | ... | 7037 (1199) 21.9% | 151743 (28192) 24.1% | 107008* (37279) 37.8% | ... | 258751 (53427) 28.3% |
| 51 | 1239* (345) 13.6% | ... | ... | 1239* (345) 13.3% | 19569* (7015) 10.6% | ... | ... | 19569* (7015) 9.2% |
| 55 | 2007* (1047) 10.6% | ... | ... | 2007* (1047) 10.3% | 38155* (19623) 12.3% | ... | ... | 38155* (19623) 9.4% |
| 72 | 2332* (785) 11.3% | 175* (106) 25.9% | 13* (19) 100.0% | 2520* (766) 11.8% | 76444* (26382) 20.1% | 26292* (17071) 32.0% | 10670* (15114) 100.0% | 113406* (35672) 24.0% |
| 73 | 2978 (678) 18.0% | 677 (160) 45.5% | 219* (117) 64.1% | 3873 (711) 21.0% | 80546* (21876) 19.1% | 152019 (30728) 43.5% | 215090* (102847) 65.4% | 447654 (108380) 40.7% |
| 75 | 3432* (1500) 13.1% | 59* (60) 99.7% | ... | 3490* (1500) 13.3% | 52290* (21866) 12.7% | 8238* (8380) 100.0% | ... | 60528* (23319) 14.4% |
| 76 | 567* (336) 5.8% | 36* (45) 29.4% | ... | 603* (333) 6.1% | 21445* (12821) 12.0% | 12672* (15755) 52.1% | ... | 34118* (19353) 16.8% |
| 80 | 2463* (784) 86.7% | 1503 (197) 69.4% | 1739 (230) 84.4% | 5704 (835) 80.7% | 80804* (22339) 79.5% | 423030 (65341) 79.1% | 2680541 (307985) 88.7% | 3184375 (312348) 87.0% |
| All | 109105 (3713) 24.4% | 25880 (1241) 52.2% | 7374 (383) 78.2% | 142359 (4191) 28.2% | 3230349 (116585) 29.3% | 5458166 (280425) 55.8% | 10176410 (472819) 81.7% | 18864925 (559804) 56.7% |

*Standard error >25% of the estimate. The estimate may be unreliable.
...No facilities observed.

FIGURE III - 9
FULL TIME EMERGENCY HEALTH CARE PERSONNEL ON-SITE
(NOES 1981-1983)





NATIONAL OCCUPATIONAL EXPOSURE SURVEY (1981-1983) TABLE NO. III-9

NUMBER AND PERCENT OF PLANTS AND EMPLOYEES IN PLANTS WHICH
HAVE PART-TIME PERSONNEL FOR EMERGENCY HEALTH CARE

| MAJOR GROUP | PLANTS | | | | EMPLOYEES | | | |
|-------------|-------------------------|------------------------|------------------------|--------------------------|------------------------------|------------------------------|-----------------------------|------------------------------|
| | SMALL (8-99) | MEDIUM (100-499) | LARGE (>500) | TOTAL | SMALL (8-99) | MEDIUM (100-499) | LARGE (>500) | TOTAL |
| 07 | 1196* (674) 21.5% | ... | ... | 1196* (674) 21.2% | 17279* (6820) 16.7% | ... | ... | 17279* (6820) 15.6% |
| 13 | 310* (198) 3.6% | 111* (63) 10.9% | 46* (52) 100.0% | 467* (200) 4.8% | 12854* (6824) 6.2% | 23186* (11620) 13.3% | 31383* (35291) 100.0% | 67423* (37709) 16.3% |
| 15-17 | 7722* (2155) 8.2% | 715* (262) 17.2% | 54* (49) 22.3% | 8490* (2285) 8.6% | 230853* (73305) 11.0% | 139575* (55238) 18.9% | 55765* (38584) 23.6% | 426193* (120219) 13.9% |
| 20-39 | 15119 (1763) 9.9% | 6940 (840) 21.9% | 898 (139) 14.3% | 22957 (2291) 12.0% | 546397 (49687) 11.8% | 1469060 (182323) 23.0% | 851606 (117593) 10.3% | 2867063 (263660) 14.9% |
| 40-49 | 4202 (1034) 7.9% | 839* (237) 14.3% | 20* (12) 4.2% | 5060 (988) 8.5% | 126232* (32163) 8.8% | 153057 (37583) 13.3% | 74385* (52484) 13.0% | 353674 (68747) 11.2% |
| 50-59 | 6513 (1470) 11.2% | 295* (186) 11.1% | ... | 6808 (1460) 11.2% | 135890 (27277) 12.1% | 69192* (48098) 16.9% | ... | 205082* (53038) 13.4% |
| 70-79 | 3916* (1059) 5.4% | 159* (86) 6.8% | 63* (40) 17.9% | 4138* (1061) 5.5% | 93943* (28855) 6.7% | 43581* (23257) 9.4% | 47176* (31947) 13.9% | 184701* (49938) 8.4% |
| 80 | 129* (143) 4.6% | 139* (64) 6.4% | 48* (32) 2.3% | 316* (170) 4.5% | 3235* (3573) 3.2% | 26495* (12965) 5.0% | 69650* (44586) 2.3% | 99381* (48499) 2.7% |
| ALL | 39106 (3552) 8.7% | 9197 (938) 18.4% | 1129 (165) 12.0% | 49432 (3902) 9.7% | 1166682 (102759) 10.5% | 1924146 (202146) 19.5% | 1129967 (149417) 9.1% | 4220795 (312766) 12.6% |

*Standard error >25% of the estimate. The estimate may be unreliable.
...No facilities observed.

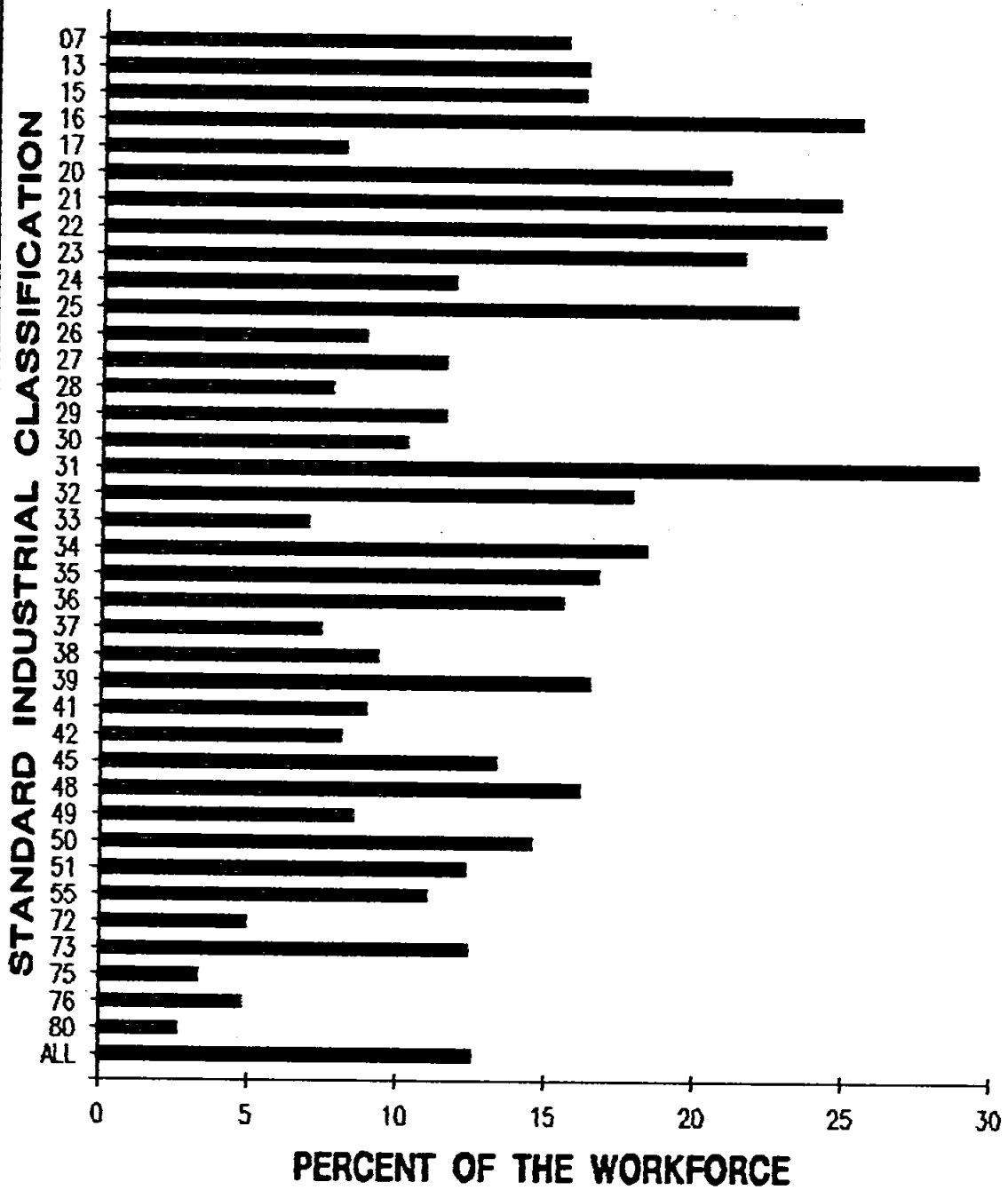
NUMBER AND PERCENT OF PLANTS AND EMPLOYEES IN PLANTS WHICH HAVE PART-TIME PERSONNEL FOR EMERGENCY HEALTH CARE

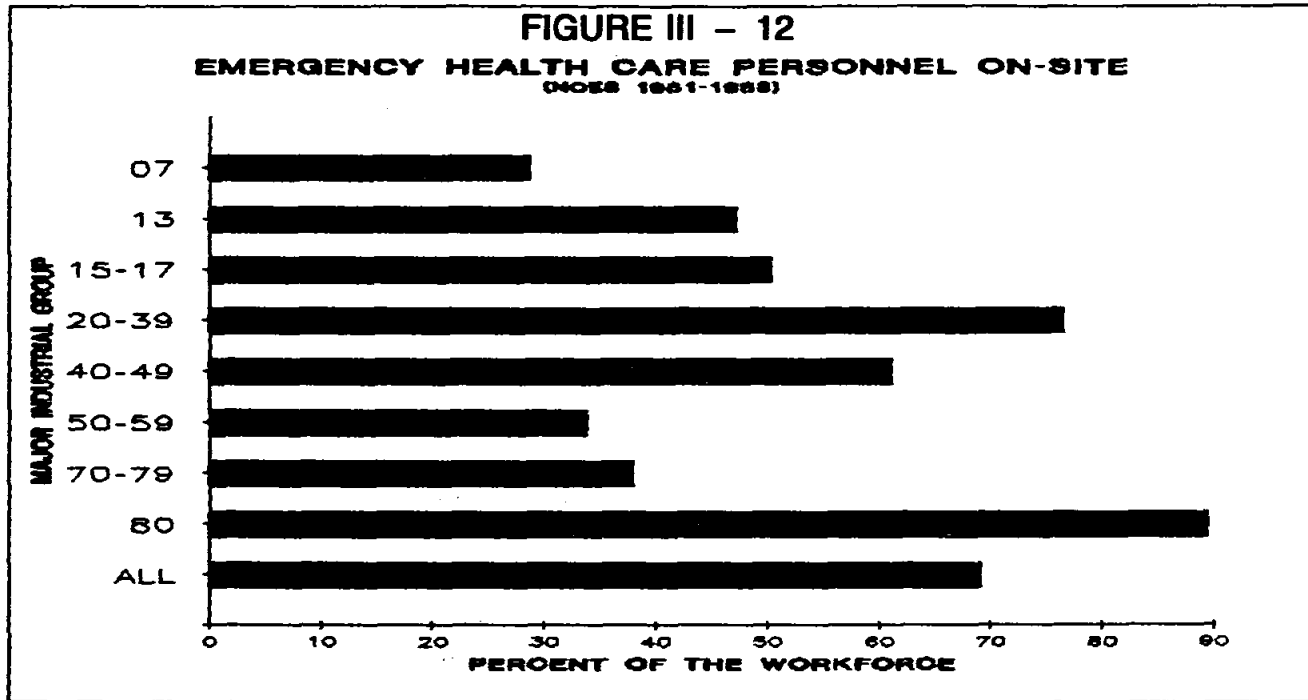
| SIC CODE | PLANTS | | | TOTAL | EMPLOYEES | | | TOTAL |
|----------|-------------------------|------------------------|-----------------------|--------------------------|----------------------------|-----------------------------|-----------------------------|-----------------------------|
| | SMALL (8-99) | MEDIUM (100-499) | LARGE (>500) | | SMALL (8-99) | MEDIUM (100-499) | LARGE (>500) | |
| 07 | 1196* (674) 21.5% | ... | ... | 1196* (674) 21.2% | 17279* (6820) 16.7% | ... | ... | 17279* (6820) 15.6% |
| 13 | 310* (198) 3.6% | 111* (63) 10.9% | 45* (52) 100.0% | 467* (200) 4.8% | 12854* (6824) 6.2% | 23186* (11620) 13.3% | 31383* (35291) 100.0% | 67423* (37709) 16.3% |
| 15 | 2183* (918) 8.8% | 436* (219) 39.4% | 5* (6) 3.7% | 2624* (1005) 10.0% | 58107* (27612) 10.3% | 70371* (39773) 35.5% | 16222* (20062) 12.0% | 144700* (66408) 16.2% |
| 16 | 1400* (890) 12.4% | 236* (152) 21.1% | 49* (49) 45.9% | 1685* (932) 13.5% | 48404* (30821) 17.0% | 63309* (39132) 30.5% | 39544* (34141) 39.1% | 151256* (66013) 25.5% |
| 17 | 4138* (1367) 7.1% | 42* (33) 2.2% | ... | 4180* (1373) 7.0% | 124342* (43517) 9.9% | 5895* (5009) 1.8% | ... | 130237* (45084) 8.2% |
| 20 | 1446* (381) 12.7% | 778* (282) 24.2% | 153* (62) 27.4% | 2378* (560) 15.7% | 64945* (18387) 16.7% | 161729* (58387) 24.0% | 100582* (39250) 20.5% | 327257* (78764) 21.1% |
| 21 | 26* (42) 86.5% | ... | 26* (49) 32.9% | 52* (63) 47.6% | 1608* (2605) 86.2% | ... | 26676* (39344) 23.8% | 28284* (39199) 24.8% |
| 22 | 414* (170) 14.1% | 385* (109) 24.2% | 86* (52) 28.9% | 886* (233) 18.4% | 16649* (6952) 15.7% | 101207* (32647) 29.2% | 55647* (32881) 21.3% | 173504* (53290) 24.3% |
| 23 | 652* (238) 5.2% | 677* (179) 21.8% | 100* (62) 41.1% | 1429* (299) 9.0% | 33377* (11791) 7.9% | 142139* (31744) 23.3% | 92600* (60102) 44.4% | 268116* (77381) 21.6% |
| 24 | 500* (316) 4.7% | 272* (170) 23.7% | ... | 772* (372) 6.5% | 18146* (10734) 6.0% | 50602* (26007) 27.6% | ... | 68748* (28469) 11.9% |
| 25 | 264* (165) 6.3% | 397* (213) 37.3% | ... | 660* (342) 12.4% | 10756* (6753) 7.7% | 110520* (63479) 43.1% | ... | 121276* (68821) 23.4% |
| 26 | 147* (114) 3.6% | 250* (114) 16.0% | ... | 398* (175) 6.7% | 12782* (9448) 9.3% | 42807* (30212) 15.2% | ... | 55589* (33100) 8.9% |
| 27 | 1171* (397) 6.5% | 390* (118) 20.8% | 30* (41) 9.6% | 1592* (379) 7.8% | 50451* (16148) 10.6% | 69175* (24090) 19.2% | 17238* (22302) 5.0% | 136863* (30139) 11.6% |
| 28 | 1054* (286) 17.1% | 68* (72) 5.8% | 21* (29) 5.6% | 1143* (308) 14.8% | 39927* (10520) 22.1% | 20446* (26547) 7.8% | 11678* (15755) 2.5% | 72051* (33670) 7.8% |
| 29 | ... | 152* (118) 51.8% | ... | 152* (118) 10.8% | ... | 25779* (14994) 40.8% | ... | 25779* (14994) 11.6% |
| 30 | 775* (371) 11.5% | 198* (94) 12.9% | 22* (31) 9.9% | 995* (385) 11.7% | 23692* (9769) 10.5% | 38307* (19879) 13.0% | 15808* (22472) 6.8% | 77806* (33883) 10.3% |
| 31 | ... | 137* (77) 24.0% | 25* (24) 100.0% | 162* (84) 10.6% | ... | 36336* (21218) 26.8% | 15664* (16901) 100.0% | 52000* (28918) 29.5% |
| 32 | 1831* (506) 20.8% | 299* (89) 29.6% | ... | 2130* (501) 21.3% | 33704* (8405) 14.2% | 69382* (23880) 33.2% | ... | 103086* (24690) 17.9% |
| 33 | 305* (181) 7.4% | 86* (77) 5.9% | 40* (44) 11.8% | 431* (230) 7.3% | 15263* (11431) 11.0% | 13507* (11939) 4.3% | 46014* (42559) 7.4% | 74784* (49420) 7.0% |

| SIC CODE | PLANTS | | | | EMPLOYEES | | | |
|----------|--------------------------|------------------------|------------------------|--------------------------|------------------------------|------------------------------|-----------------------------|------------------------------|
| | SMALL (8-99) | MEDIUM (100-499) | LARGE (>500) | TOTAL | SMALL (8-99) | MEDIUM (100-499) | LARGE (>500) | TOTAL |
| 34 | 1864* (559) 10.1% | 715* (200) 22.9% | 39* (27) 11.2% | 2618 (621) 11.9% | 89917 (16623) 16.2% | 148605* (41034) 24.9% | 38098* (29191) 10.9% | 276620 (61686) 18.4% |
| 35 | 2799* (881) 12.4% | 793 (156) 23.3% | 167* (52) 21.3% | 3759* (945) 14.0% | 78851 (16831) 13.0% | 167314 (38788) 25.3% | 153519* (48117) 13.8% | 399684 (58905) 16.8% |
| 36 | 564* (350) 7.9% | 755 (166) 28.1% | 119* (60) 15.1% | 1438* (368) 13.6% | 18988* (7896) 8.2% | 132156* (34939) 23.9% | 155160* (62243) 13.1% | 306304 (71673) 15.6% |
| 37 | 406* (184) 10.2% | 314* (138) 26.4% | 17* (6) 4.1% | 737* (207) 13.2% | 15835* (8076) 12.5% | 68185* (32840) 28.5% | 57203* (25922) 3.8% | 141223* (42718) 7.5% |
| 38 | 180* (163) 6.7% | 46* (47) 4.8% | 42* (45) 10.0% | 268* (194) 6.6% | 8341* (5031) 8.0% | 16960* (16769) 8.7% | 46253* (55829) 10.0% | 71554* (63205) 9.4% |
| 39 | 719* (406) 11.0% | 228* (484) 28.6% | 10* (10) 3.0% | 957* (662) 12.4% | 13165* (5986) 7.9% | 53903* (122322) 36.1% | 19466* (18968) 9.3% | 86534* (119878) 16.5% |
| 41 | 47* (58) 1.1% | 92* (79) 18.0% | ... | 139* (89) 2.8% | 2599* (3216) 2.2% | 15395* (13204) 18.9% | ... | 17993* (12983) 9.0% |
| 42 | 1974* (690) 9.9% | 88* (34) 6.0% | 2* (3) 3.0% | 2065* (691) 9.6% | 50556 (11711) 10.4% | 15737* (6503) 6.1% | 1430* (1510) 1.9% | 67723 (12764) 8.2% |
| 45 | 364* (304) 11.2% | 55* (46) 9.4% | 3* (4) 1.9% | 422* (308) 10.6% | 12335* (10746) 15.9% | 8070* (6702) 7.4% | 39902* (51083) 15.1% | 60308* (51300) 13.4% |
| 48 | 889* (570) 6.0% | 303* (166) 33.6% | 14* (12) 42.3% | 1206* (624) 7.7% | 22829* (13408) 5.4% | 53148* (27879) 30.1% | 33054* (28615) 47.2% | 109031* (44364) 16.2% |
| 49 | 927* (512) 11.3% | 125* (86) 6.7% | ... | 1052* (511) 10.3% | 37913* (19106) 14.1% | 34693* (22632) 8.2% | ... | 72606* (32050) 8.6% |
| 50 | 2727* (831) 9.0% | 295* (186) 16.4% | ... | 3022* (844) 9.4% | 64424* (21282) 10.2% | 69192* (48098) 24.4% | ... | 133616* (52139) 14.6% |
| 51 | 914* (470) 10.0% | ... | ... | 914* (470) 9.8% | 26259* (13502) 14.2% | ... | ... | 26259* (13502) 12.4% |
| 55 | 2871* (1111) 15.2% | ... | ... | 2871* (1111) 14.7% | 45208* (18435) 14.6% | ... | ... | 45208* (18435) 11.1% |
| 72 | 1384* (728) 6.7% | 11* (11) 1.6% | ... | 1395* (728) 6.5% | 19727* (10244) 5.2% | 3746* (3746) 4.6% | ... | 23473* (10693) 5.0% |
| 73 | 1088* (544) 6.6% | 148* (88) 9.9% | 63* (40) 18.6% | 1300* (563) 7.1% | 49983* (27169) 11.9% | 39835* (24039) 11.4% | 47176* (31947) 14.3% | 136995* (54423) 12.5% |
| 75 | 1027* (531) 3.9% | ... | ... | 1027* (531) 3.9% | 14318* (7581) 3.5% | ... | ... | 14318* (7581) 3.4% |
| 76 | 416* (442) 4.3% | ... | ... | 416* (442) 4.2% | 9915* (9272) 5.6% | ... | ... | 9915* (9272) 4.9% |
| 80 | 129* (143) 4.6% | 139* (64) 6.4% | 48* (32) 2.3% | 316* (170) 4.5% | 3235* (3573) 3.2% | 26495* (12965) 5.0% | 69650* (44586) 2.3% | 99381* (48499) 2.7% |
| A11 | 39106 (4345) 8.8% | 9021 (835) 18.2% | 1129 (161) 12.0% | 49256 (4602) 9.7% | 1166682 (134442) 10.6% | 1898133 (185959) 19.4% | 1129967 (143265) 9.1% | 4194782 (334504) 12.6% |

*Standard error >25% of the estimate. The estimate may be unreliable.
...No facilities observed.

FIGURE III - 11
PART-TIME EMERGENCY HEALTH CARE PERSONNEL ON-SITE
(NOES 1981-1983)





NATIONAL OCCUPATIONAL EXPOSURE SURVEY (1981-1983) TABLE NO. III-11

NUMBER AND PERCENT OF PLANTS AND EMPLOYEES IN PLANTS WHICH HAVE DESIGNATED PERSONNEL FOR EMERGENCY HEALTH CARE

| MAJOR GROUP | PLANTS | | | | EMPLOYEES | | | |
|-------------|---------------------------|--------------------------|------------------------|---------------------------|------------------------------|------------------------------|-------------------------------|-------------------------------|
| | SMALL (8-99) | MEDIUM (100-499) | LARGE (≥500) | TOTAL | SMALL (8-99) | MEDIUM (100-499) | LARGE (≥500) | TOTAL |
| 07 | 2253* (1028) 40.5% | ... | ... | 2253* (1028) 40.0% | 32041* (12878) 30.9% | ... | ... | 32041* (12878) 28.9% |
| 13 | 2991* (992) 34.8% | 501* (202) 49.1% | 46* (52) 100.0% | 3538* (1069) 36.6% | 58732 (11587) 28.1% | 106244* (43807) 61.1% | 31383* (35291) 100.0% | 196359* (62727) 47.4% |
| 15-17 | 36370 (2929) 38.6% | 2260 (449) 54.5% | 219* (135) 90.3% | 38849 (2975) 39.4% | 900188 (76384) 42.9% | 431796 (89478) 58.6% | 220877* (100132) 93.6% | 1552861 (138149) 50.5% |
| 20-39 | 57802 (3823) 37.7% | 24617 (1573) 77.5% | 5815 (234) 92.7% | 88234 (4511) 46.1% | 2113417 (111372) 45.8% | 5152359 (314371) 80.7% | 7532483 (289948) 91.1% | 14798260 (463498) 76.8% |
| 40-49 | 18249 (1666) 34.3% | 4108 (820) 70.3% | 341* (95) 72.9% | 22698 (2078) 38.2% | 583273 (69794) 40.7% | 855100 (199937) 74.1% | 498506 (98417) 86.9% | 1936879 (259355) 61.3% |
| 50-59 | 16105 (2034) 27.6% | 986* (320) 37.1% | ... | 17091 (2061) 28.0% | 345357 (45532) 30.7% | 176200* (62612) 43.1% | ... | 521556 (77639) 34.0% |
| 70-79 | 13224 (2066) 18.1% | 1106 (217) 47.1% | 295* (143) 83.4% | 14625 (2103) 19.3% | 324668 (51581) 23.3% | 242802 (41952) 52.3% | 272936* (123744) 80.4% | 840407 (140663) 38.2% |
| 80 | 2592* (802) 91.3% | 1641 (213) 75.8% | 1787 (232) 86.7% | 6021 (864) 85.2% | 84039* (22952) 82.7% | 449526 (67795) 84.1% | 2750191 (313138) 91.0% | 3283756 (317234) 89.7% |
| ALL | 149586 (6087) 33.3% | 35219 (1893) 70.4% | 8503 (398) 90.1% | 193308 (6718) 38.0% | 4441715 (169322) 40.1% | 7414028 (398755) 75.2% | 11306376 (467328) 90.7% | 23162119 (657064) 69.3% |

*Standard error >25% of the estimate. The estimate may be unreliable.
...No facilities observed.

NUMBER AND PERCENT OF PLANTS AND EMPLOYEES IN PLANTS WHICH HAVE DESIGNATED PERSONNEL FOR EMERGENCY HEALTH CARE

| SIC CODE | PLANTS | | | | EMPLOYEES | | | |
|----------|--------------------------|-------------------------|------------------------|--------------------------|----------------------------|-----------------------------|------------------------------|------------------------------|
| | SMALL (8-99) | MEDIUM (100-499) | LARGE (>500) | TOTAL | SMALL (8-99) | MEDIUM (100-499) | LARGE (>500) | TOTAL |
| 07 | 2253* (1028) 40.5% | ... | ... | 2253* (1028) 40.0% | 32041* (12878) 30.9% | ... | ... | 32041* (12878) 28.9% |
| 13 | 2991* (992) 34.8% | 501* (202) 49.1% | 46* (52) 100.0% | 3538* (1069) 36.6% | 58732 (11587) 28.1% | 106244* (43807) 61.1% | 31383* (35291) 100.0% | 196359* (62727) 47.4% |
| 15 | 11147 (1615) 44.7% | 706* (189) 63.8% | 111* (100) 82.5% | 11965 (1627) 45.7% | 249104 (36472) 44.3% | 116631* (35695) 58.8% | 119619* (71433) 88.7% | 485354 (90429) 54.2% |
| 16 | 6538 (1045) 57.9% | 797* (211) 71.3% | 107* (67) 100.0% | 7443 (1098) 59.5% | 181615 (34492) 63.9% | 161500* (47065) 77.7% | 101258* (53561) 100.0% | 444373 (84688) 74.9% |
| 17 | 18684 (1798) 32.1% | 757* (358) 39.4% | ... | 19441 (1837) 32.4% | 469469 (46525) 37.5% | 153665* (73720) 46.4% | ... | 623135 (82997) 39.4% |
| 20 | 4077 (547) 35.7% | 2481 (445) 77.1% | 542 (119) 97.0% | 7100 (705) 46.7% | 163448 (22084) 42.1% | 546031 (99701) 81.0% | 457481 (99796) 93.0% | 1166960 (109761) 75.1% |
| 21 | 30* (43) 100.0% | ... | 36* (60) 45.1% | 66* (72) 60.5% | 1866* (2685) 100.0% | ... | 55808* (50579) 49.8% | 57674* (50014) 50.6% |
| 22 | 1003* (299) 34.2% | 1073 (114) 67.6% | 287 (71) 96.0% | 2363 (299) 49.0% | 55074 (11195) 51.9% | 252292 (30819) 72.7% | 255272* (89684) 97.8% | 562637 (88906) 78.8% |
| 23 | 3103* (1218) 24.8% | 1680 (216) 54.2% | 200* (86) 82.6% | 4983 (1211) 31.4% | 97894* (26176) 23.1% | 358585 (48548) 58.8% | 181984* (75036) 87.3% | 638463 (85782) 51.4% |
| 24 | 3518 (459) 32.8% | 908 (150) 79.1% | 104* (74) 100.0% | 4530 (484) 37.9% | 141536 (21262) 46.6% | 156186 (24353) 85.1% | 92355* (52501) 100.0% | 390076 (61510) 67.3% |
| 25 | 1815* (454) 43.6% | 949 (151) 89.3% | 119* (75) 99.6% | 2882 (492) 53.9% | 66385* (17555) 47.7% | 236312 (37914) 92.2% | 122998* (62394) 100.0% | 425694 (75735) 82.1% |
| 26 | 1678* (509) 40.8% | 1070 (261) 68.2% | 180* (85) 84.2% | 2928 (592) 49.7% | 77893 (15637) 56.6% | 199433 (47753) 70.9% | 184857* (74073) 89.4% | 462184 (103524) 73.8% |
| 27 | 4105 (786) 22.7% | 1124 (189) 60.0% | 289* (106) 91.5% | 5518 (881) 27.2% | 158783 (23402) 33.2% | 234202 (48352) 64.9% | 317770 (76759) 91.9% | 710755 (101926) 60.0% |
| 28 | 3254 (444) 52.7% | 969 (107) 83.5% | 380 (63) 100.0% | 4603 (437) 59.7% | 111656 (8194) 61.8% | 234655 (31088) 90.0% | 476341 (101388) 100.0% | 822652 (104956) 89.6% |
| 29 | 73* (87) 7.2% | 213* (125) 72.7% | 94* (40) 93.4% | 381* (185) 27.1% | 6668* (7929) 16.3% | 41598* (19518) 65.8% | 92134* (54777) 78.4% | 140401* (60859) 63.3% |
| 30 | 3190* (878) 47.5% | 1031* (263) 67.0% | 180* (67) 80.3% | 4400 (986) 51.9% | 120723 (24350) 53.7% | 206395 (50069) 70.1% | 208455* (70884) 89.2% | 535574 (85179) 71.1% |
| 31 | 88* (61) 9.5% | 366* (138) 64.2% | 25* (24) 100.0% | 479* (162) 31.4% | 5104* (3905) 20.5% | 89605* (35191) 66.1% | 15664* (16901) 100.0% | 110374* (39868) 62.7% |
| 32 | 5300 (801) 60.2% | 878 (153) 86.7% | 184* (71) 99.9% | 6361 (813) 63.8% | 146273 (17228) 61.7% | 188907 (33075) 90.4% | 128993* (49687) 100.0% | 464173 (43852) 80.7% |
| 33 | 1514 (348) 36.6% | 1426 (136) 97.2% | 314 (68) 93.3% | 3254 (404) 54.8% | 60478 (13920) 43.7% | 300120 (31156) 96.5% | 593065 (95838) 95.4% | 953663 (101789) 89.0% |

| SIC CODE | PLANTS | | | | EMPLOYEES | | | |
|----------|---------------------------|--------------------------|-------------------------|---------------------------|------------------------------|------------------------------|-------------------------------|-------------------------------|
| | SMALL (8-99) | MEDIUM (100-499) | LARGE (>500) | TOTAL | SMALL (8-99) | MEDIUM (100-499) | LARGE (>500) | TOTAL |
| 34 | 8294 (1059) 44.6% | 2707 (164) 86.7% | 318* (84) 91.9% | 11319 (1050) 51.5% | 300455 (27184) 54.1% | 529577 (30343) 88.8% | 287700* (93825) 82.0% | 1117732 (106637) 74.4% |
| 35 | 8949 (1158) 39.5% | 2991 (199) 87.8% | 784 (79) 100.0% | 12723 (1219) 47.4% | 287906 (30884) 47.4% | 590518 (20453) 89.3% | 1112933 (147534) 100.0% | 1991357 (153948) 83.6% |
| 36 | 2129 (504) 30.0% | 2435 (100) 90.7% | 729 (164) 92.6% | 5293 (512) 50.0% | 98593 (14515) 42.8% | 521659 (12364) 94.4% | 1098416 (169554) 92.9% | 1718668 (172620) 87.4% |
| 37 | 2271 (452) 57.2% | 1057 (127) 88.8% | 351 (74) 84.4% | 3679 (452) 65.9% | 89708 (18947) 70.6% | 219363 (30229) 91.7% | 1212320 (204659) 80.1% | 1521391 (197490) 80.9% |
| 38 | 1027* (270) 38.2% | 738 (148) 77.1% | 361* (126) 86.7% | 2126 (350) 52.3% | 52501* (13708) 50.2% | 132179 (31251) 68.0% | 428568* (127647) 93.1% | 613248 (129498) 80.8% |
| 39 | 2385 (581) 36.4% | 522* (941) 65.4% | 338* (216) 100.0% | 3245* (1093) 42.2% | 70474 (12163) 42.5% | 114740* (211812) 76.8% | 209369* (120490) 100.0% | 394583* (193374) 75.2% |
| 41 | 2287* (783) 51.7% | 188* (109) 36.9% | ... | 2476* (825) 50.2% | 65604* (22160) 55.8% | 26913* (15818) 33.0% | ... | 92517* (31426) 46.5% |
| 42 | 5092 (1176) 25.4% | 1025* (274) 69.1% | 82* (54) 99.5% | 6198 (1210) 28.7% | 140050 (22109) 28.7% | 184678* (52321) 71.4% | 74830* (49333) 100.0% | 399557 (74061) 48.6% |
| 45 | 1149* (589) 35.5% | 173* (137) 29.4% | 106* (45) 72.1% | 1429* (614) 35.9% | 30460* (15458) 39.3% | 55575* (49616) 50.8% | 233459* (75972) 88.3% | 319495* (94998) 70.8% |
| 48 | 3292* (1083) 22.4% | 700 (166) 77.7% | 34* (21) 99.0% | 4026* (1091) 25.7% | 120896* (62232) 28.4% | 124462* (32619) 70.6% | 70083* (43687) 100.0% | 315442* (80888) 46.9% |
| 49 | 5054 (1106) 61.5% | 1703* (556) 91.5% | 120* (90) 69.2% | 6877 (1369) 67.1% | 181580 (45261) 67.4% | 405744* (151157) 95.4% | 120133* (61318) 82.0% | 707457 (176293) 84.1% |
| 50 | 9073 (1457) 29.9% | 986* (320) 54.7% | ... | 10059 (1563) 31.3% | 216167 (38105) 34.3% | 176200* (62612) 62.2% | ... | 392367 (80948) 43.0% |
| 51 | 2154* (624) 23.6% | ... | ... | 2154* (624) 23.0% | 45827* (16472) 24.8% | ... | ... | 45827* (16472) 21.6% |
| 55 | 4878* (1557) 25.8% | ... | ... | 4878* (1557) 25.0% | 83362* (27483) 27.0% | ... | ... | 83362* (27483) 20.5% |
| 72 | 3717 (871) 18.0% | 185* (104) 27.5% | 13* (19) 100.0% | 3915 (844) 18.4% | 96171* (25819) 25.3% | 30038* (16607) 36.5% | 10670* (15114) 100.0% | 136879 (32824) 28.9% |
| 73 | 4066 (921) 24.5% | 825 (181) 55.4% | 282* (135) 82.7% | 5173 (984) 28.7% | 130529 (31151) 31.0% | 191854 (39037) 54.9% | 262266* (117848) 79.7% | 584649 (130774) 53.1% |
| 75 | 4459* (1627) 17.0% | 59* (60) 99.7% | ... | 4517* (1628) 17.2% | 66608* (24825) 16.1% | 8238* (8380) 100.0% | ... | 74846* (26232) 17.8% |
| 76 | 983* (612) 10.1% | 36* (45) 29.4% | ... | 1019* (618) 10.3% | 31360* (17964) 17.6% | 12672* (15755) 52.1% | ... | 44032* (24244) 21.7% |
| 80 | 2592* (802) 91.3% | 1641 (213) 75.8% | 1787 (232) 86.7% | 6021 (864) 85.2% | 84039* (22952) 82.7% | 449526 (67795) 84.1% | 2750191 (313138) 91.0% | 3283756 (317234) 89.7% |
| A11 | 148211 (6106) 33.2% | 34902 (1027) 70.4% | 8503 (325) 90.2% | 191616 (6184) 37.9% | 4397032 (167142) 39.9% | 7356300 (187213) 75.3% | 11306376 (439309) 90.7% | 23059708 (495556) 69.3% |

*Standard error >25% of the estimate. The estimate may be unreliable.
 ...No facilities observed.

FIGURE III - 13
EMERGENCY HEALTH CARE PERSONNEL ON-SITE
 (NOES 1981-1983)

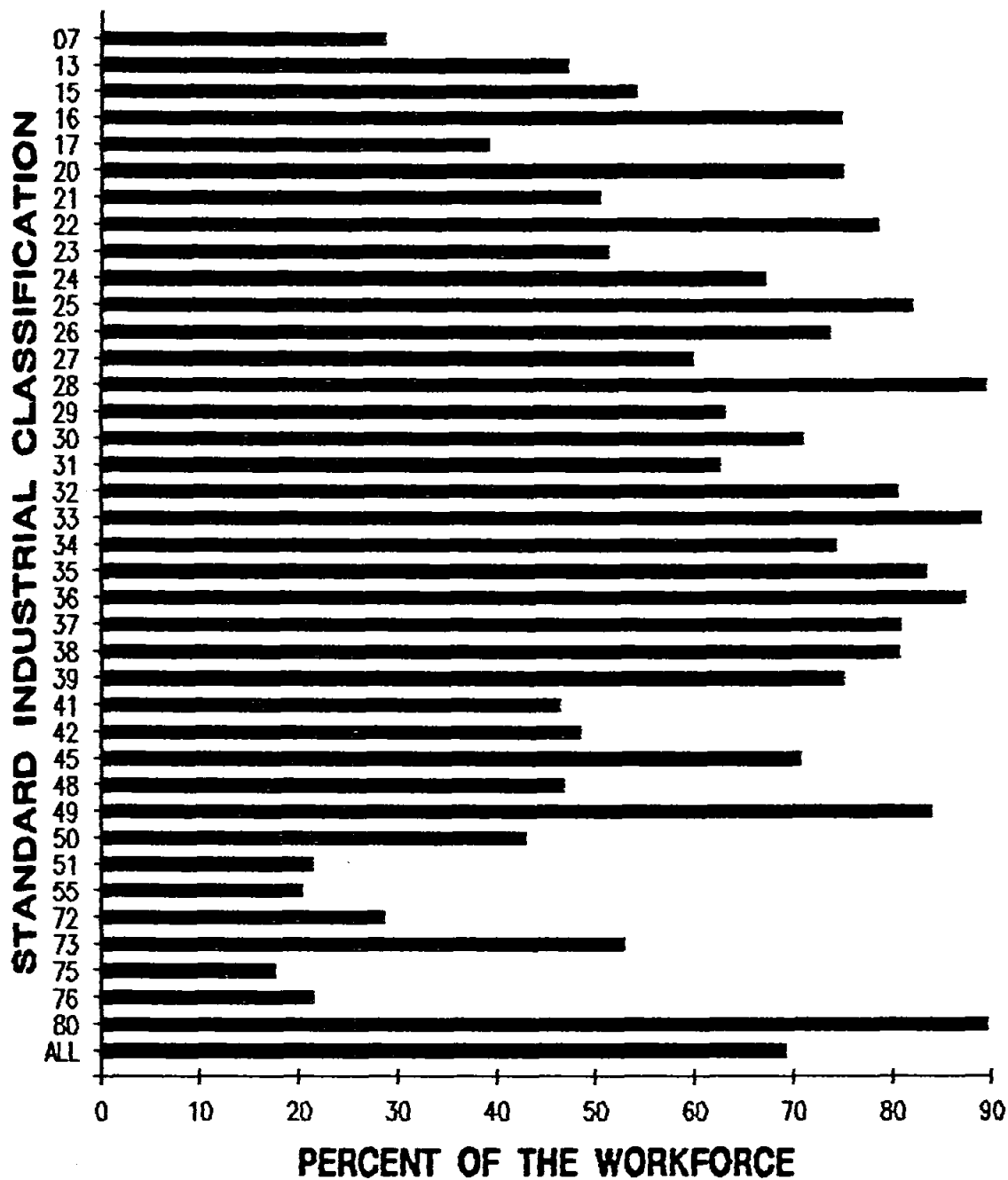
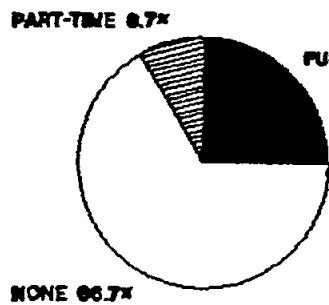
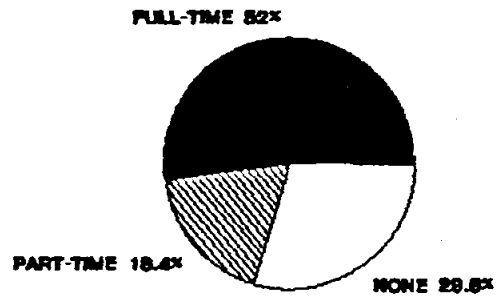


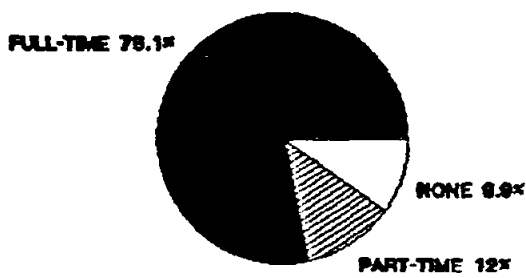
FIGURE III - 14
EMERGENCY HEALTH CARE PROVIDED ON-SITE
(NOES 1981-1983)



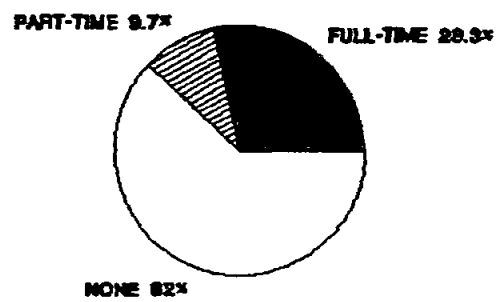
SMALL PLANTS



MEDIUM PLANTS



LARGE PLANTS



ALL PLANTS