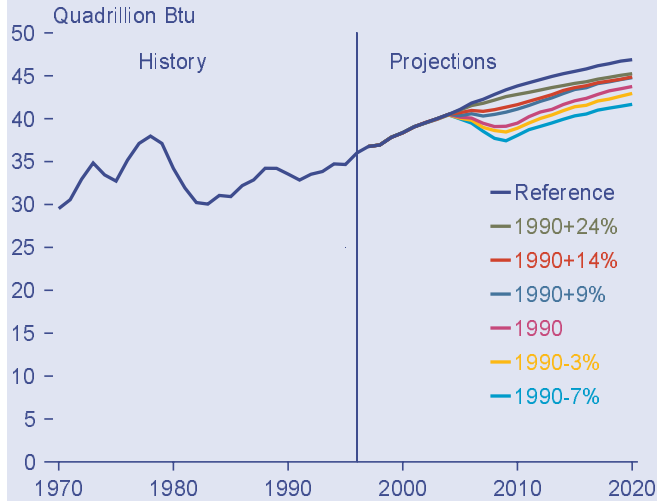
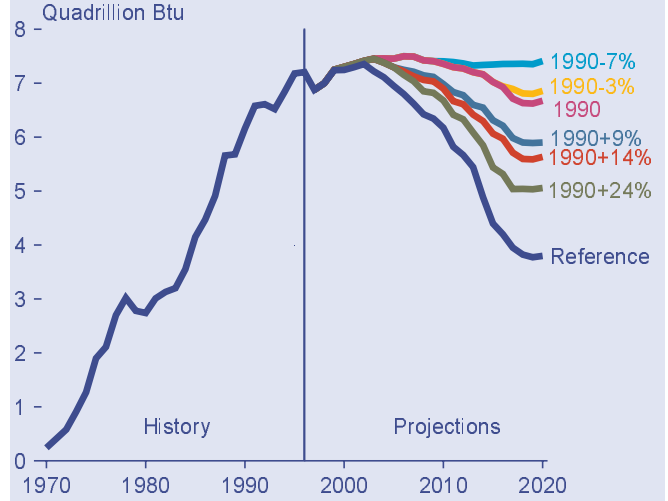


**Figure 11. Projections of U.S. Petroleum Consumption, 1970-2020**



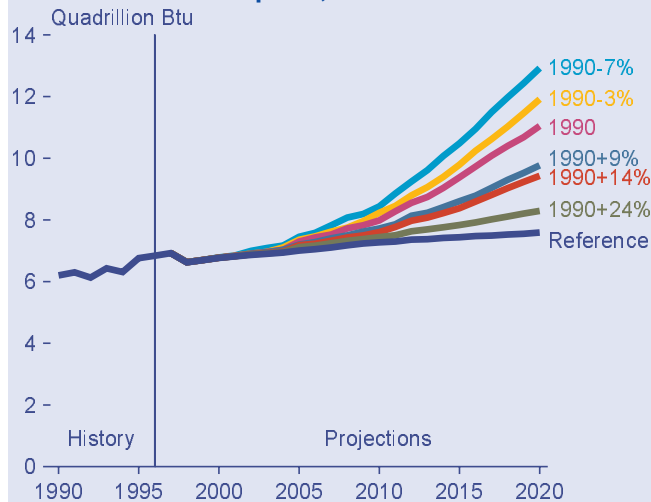
Sources: **History:** Energy Information Administration, *Annual Energy Review 1997*, DOE/EIA-0384(97) (Washington, DC, July 1998). **Projections:** Office of Integrated Analysis and Forecasting, National Energy Modeling System runs KYBASE.D080398A, FD24ABV.D080398B, FD1998.D080398B, FD09ABV.D080398B, FD1990.D080398B, FD03BLW.D080398B, and FD07BLW.D080398B.

**Figure 12. Projections of U.S. Nuclear Energy Consumption, 1970-2020**



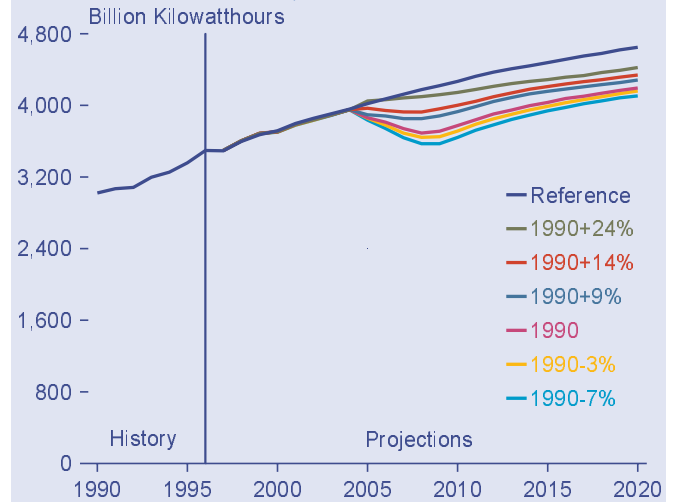
Sources: **History:** Energy Information Administration, *Annual Energy Review 1997*, DOE/EIA-0384(97) (Washington, DC, July 1998). **Projections:** Office of Integrated Analysis and Forecasting, National Energy Modeling System runs KYBASE.D080398A, FD24ABV.D080398B, FD1998.D080398B, FD09ABV.D080398B, FD1990.D080398B, FD03BLW.D080398B, and FD07BLW.D080398B.

**Figure 13. Projections of U.S. Renewable Energy Consumption, 1990-2020**



Sources: **History:** Energy Information Administration, *Annual Energy Review 1997*, DOE/EIA-0384(97) (Washington, DC, July 1998). **Projections:** Office of Integrated Analysis and Forecasting, National Energy Modeling System runs KYBASE.D080398A, FD24ABV.D080398B, FD1998.D080398B, FD09ABV.D080398B, FD1990.D080398B, FD03BLW.D080398B, and FD07BLW.D080398B.

**Figure 14. Projections of U.S. Electricity Generation, 1990-2020**



Sources: **History:** Energy Information Administration, *Annual Energy Review 1997*, DOE/EIA-0384(97) (Washington, DC, July 1998). **Projections:** Office of Integrated Analysis and Forecasting, National Energy Modeling System runs KYBASE.D080398A, FD24ABV.D080398B, FD1998.D080398B, FD09ABV.D080398B, FD1990.D080398B, FD03BLW.D080398B, and FD07BLW.D080398B.