

Grand Teton

John D. Rockefeller, Jr. Memorial Parkway

National Park
P.O. Drawer 170
Moose, WY 83012
307 739-3300



The Grand Adventure

Anyone can be a Junior Ranger!

\$1

What does a Junior Ranger do?

Step 1 Complete ALL the fun activities and TWO programs (one must be a ranger program). A complete listing of activities can be found in the park newspaper, *Teewinot*.

Step 2 Bring this completed newspaper to any of the visitor centers in Grand Teton National Park. A ranger will ask you to take the Junior Ranger's Pledge and award you a patch or badge!



Discover Grand Teton National Park by using your senses.
Explore the trails, visitor centers, historic areas, and habitats.
Observe the plants, animals, and landscape around you.
Reflect and Learn about the many people who have lived and visited here in the past.
Help protect this park so that it will be just as special in the future!

Ages 7 and under: complete pages 3 & 4 + BINGO
Ages 8 and above: complete ALL pages

Open Your Senses to the Wonders of the Tetons



Go for a quiet walk along park trail. Listen to the sounds all around you. What do you hear?



Visit a lake, river, or stream. What plants do you see? What signs of animals do you see?



Meet a Park Ranger. Ask, "What is your job in the park?" If you were a ranger, what would you enjoy most about working in the park?

Directions: Complete at least four of the six activities below. Color in the areas of the map you have visited.



Visit an historic area in the park and imagine you were living there 100 years ago. Where would you get food?



Find some sagebrush. Don't pick it, but smell the leaves. Touch it gently. What do you notice?



Visit an area in the park that was burned by a wildland fire. What evidence of animals and plants do you find?



Draw a picture of the Tetons here.

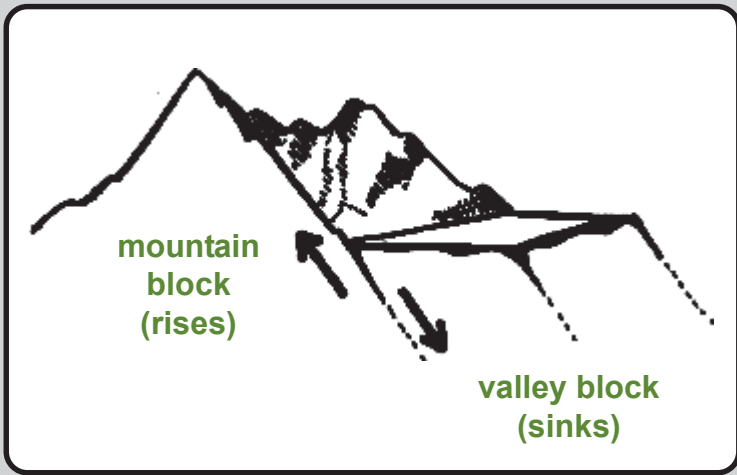
All fees collected by the Junior Ranger program are used in support & development of the program.

Discover Teton Geology

A Fault Made the Tetons

Millions of years ago, the Teton Range began rising when a fault, or crack in the Earth's crust, formed at the base of the mountains.

Every few thousand years, the Teton fault slips or breaks (like a rubberband being stretched too far) causing an earthquake. When this happens, the mountains move up and the valley moves down.



Can you find the Teton fault on the picture above? Draw a fault line between the mountain and valley blocks.



Do you want to see the Teton Range's fault scarp (a scar from previous fault movement)?

Visit the *Cathedral Group Turnout* near North Jenny Lake Junction.

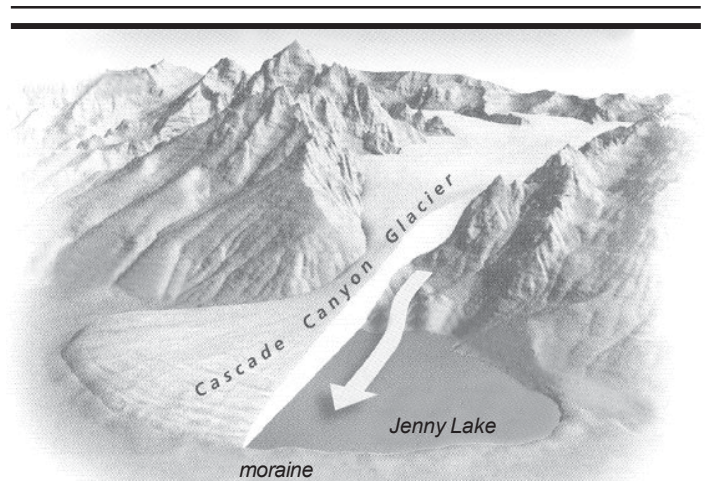
Glaciers Shaped the Tetons

When snow piles up over time, it can turn to ice and begin to flow downhill. This powerful river of ice is called a **glacier**.

For thousands of years, glaciers have eroded the Tetons. They grind up and move rocks as they flow. Glaciers slowly wear down the mountains to create U-shaped canyons and jagged peaks like the Grand Teton.

What lake did this glacier create?














Today there are still a few small glaciers in the Tetons. Use the park map-- Can you name two?



This lake is dammed by a moraine. Glaciers act like a bulldozer, creating moraines as they move. What is a moraine made of? Hike along the shore of Taggart, Bradley, Jackson or Jenny Lakes for more clues.

Ranger BINGO

Check off all items in a row (diagonally, horizontally, up or down) as you find them. Please do not collect the items.--For an extra challenge, try and get them all for BLACKOUT!--

 Uinta Ground Squirrel	Jenny Lake or Jackson Lake	 raven	evidence of animal life	 NPS arrowhead
amphitheater	 hiking trail	lodgepole pine	 moose	park newspaper: <i>Teewinot</i>
 wildflower	pronghorn antelope	 Visitor Center or Ranger Station	picnic area	 insect
Another Junior Ranger	 TRACKS	View a glacier-carved valley	 recycling bin	bison
 Quaking Aspen	Snake River	Meet a Park Ranger 	sagebrush	roadside information sign 

Explore Park Habitats

Where do the animals live?


Directions:

The area where an animal lives is called its **habitat**. Use the pictures and the descriptions to name the animals that live in different habitats in the park. Explore these places during your visit and watch for the creatures that call them home!


beaver bighorn sheep Uinta ground squirrel
pronghorn pika black bear elk moose

Alpine

The highest part of the mountain is called the alpine zone. Harsh wind and cold prevent large plants from growing there.



I am a small rabbit-like animal that lives in rocky places. You may hear my alarm call, "Enk! Enk!," before you see me.




I am an expert mountain climber. I eat small grasses and wildflowers that grow in the alpine. I have C-shaped horns.

I am a _____

Design a sign to teach people how to protect wildlife or wild places.


Forests

Dense forests of lodgepole pines and other conifers provide hiding places and shady spots during hot summer days.



In summer, I live in small herds in the forest. At dusk or dawn I will go to the edge of the forest and eat the grasses and other plants in the sagebrush flats.

I am an _____




I wander through the forest looking for anything good to eat. Rustling bushes may be a sign that I am near. I come in many colors and can weigh up to 400 pounds.

I am a _____


Sagebrush Flats

Sagebrush, a low, silvery-green bush, covers most of Jackson Hole. Sagebrush does not need much water to grow, so it thrives on the warm and dry valley floor.



I make tunnels in the rocky soil for my home. I resemble a prairie dog, but am smaller and faster!

I am a _____




I am the fastest land animal in North America. In bursts I can run as fast as 70 mph. I eat sagebrush and have short horns with prongs.

I am a _____


Wetlands

The water in marshes, rivers and lakes provides homes for many kinds of plants and animals.



I munch on willows and other bushes. I may be seen standing in ponds on my long legs and big hooves, looking for underwater plants to eat.

I am a _____



I am the largest rodent in Jackson Hole. I cut down and eat bushes and trees. I use them to build lodges I live in.

I am a _____

Want to learn more?

Get your PAWS on these resources:



Teewinot - the park's newspaper is loaded with lots of information!

Visitor Centers (Colter Bay, Jenny Lake, Moose, & JDR Jr. Memorial Parkway at Flagg Ranch) - can offer helpful advice and offer suggestions about kid-appropriate books.

On the web at <http://www.nps.gov/grte>

Discover New People

Be a history detective!

Directions: Use the alphabet code to find the answers to questions about the people who have left their mark on Grand Teton National Park.



Name one tribe that lived seasonally in the Jackson Hole valley.

____ _
19 8 15 19 8 15 14 5



What water-loving animal did mountain men come here to trap?

____ _
2 5 1 22 5 18



What mountain in the Teton Range was named after a famous artist?

____ _
13 15 18 1 14



What kind of business did Bill Menor run that helped settlers cross the Snake River?

____ _
6 5 18 18 25



Who helps protect this park for future generations?

____ _ !
25 15 21

Alphabet Code

A=1	G=7	M=13	S=19	Y=25
B=2	H=8	N=14	T=20	Z=26
C=3	I=9	O=15	U=21	
D=4	J=10	P=16	V=22	
E=5	K=11	Q=17	W=23	
F=6	L=12	R=18	X=24	

Explore the park with a Ranger!

Junior Ranger Code



Keep Animals Wild

Keep a safe distance from wildlife and do not feed animals in the park. Human food makes wild animals sick and more aggressive toward people.



Stash Your Trash

Pick up your trash or litter others have left behind.

Enjoy Flowers and Rocks

Enjoy wildflowers and rocks, but leave them where they are for others to enjoy.



Stay on Trails

Stay on trails when hiking through the park to protect animal homes and plants.

Save Energy & Water

Turn off the lights and water faucets when not in use.



Walk or Ride Your Bike

Walking or riding a bicycle when you need to go somewhere that isn't far away is great exercise, helps you enjoy the outdoors, and helps the environment.

- 1) To become a Junior Ranger, join at least **ONE** ranger program, such as a hike, talk, or campfire program. Look in the park newspaper, the *Teewinot*, for a list of ranger programs.
- 2) Also go on **ONE** hike or watch a park video (or ranger program).
- 3) At the end of the program, ask the Ranger to sign below!

Ranger Program #1 name: _____

Ranger Program #2 OR
Trail/Hike Name or Video Title: _____

Ranger's signature

Parent's signature

What did you learn during the ranger's program?

What was your favorite part of this activity?



The Junior Ranger Pledge

As a Junior Ranger, I promise to appreciate, respect, and protect Grand Teton National Park and the natural world wherever I go.