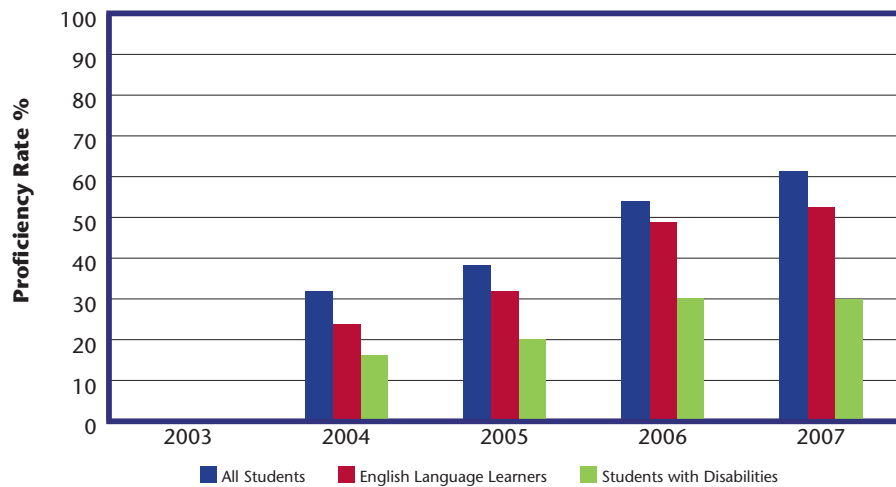


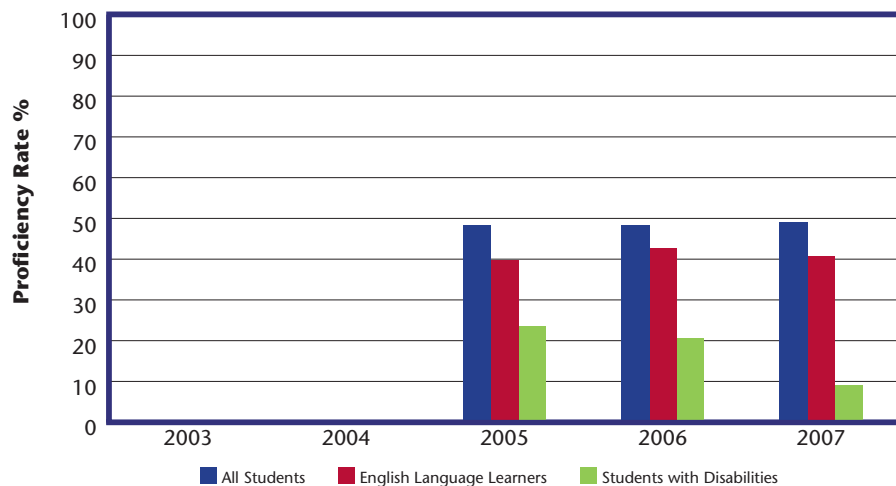
Reading First State Profile: **NEW MEXICO**



Reading First: Grade 3 Fluency Data (Cohort 1)



Reading First: Grade 3 Comprehension Data (Cohort 1)



Fluency Assessments

Grade	Assessment	Subtest	Benchmark	LEA Gains*
Grade 1	DIBELS	Oral Reading Fluency	40 WPM	100.0%
Grade 2	DIBELS	Oral Reading Fluency	90 WPM	85.7%
Grade 3	DIBELS	Oral Reading Fluency	110 WPM	100.0%

Comprehension Assessments

Grade	Assessment	Subtest	Benchmark	LEA Gains*
Grade 1	N/A	N/A	N/A	N/A
Grade 2	N/A	N/A	N/A	N/A
Grade 3	NM Standards Based Assessment CRT	Reading Total	≥ 621	N/A

Source: Annual Performance Report. These graphs represent the data that the state provided. Proficiency rates where the number of students tested is 10 or fewer or where the proficiency rate is 0% or 100% are not shown. In some instances, data were not provided by the state.

* LEA Gains indicates the percentage of LEAs that showed a gain of at least 5 percentage points from the state's first year of implementation to 2007.

Reading First State Profile: **NEW MEXICO**



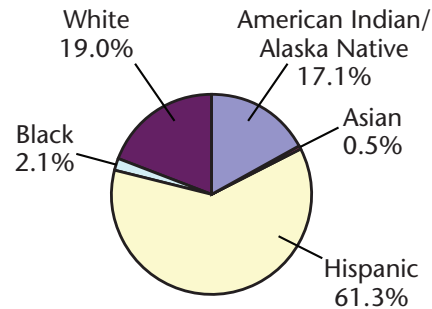
Reading First Participation

2006–2007: 18,688 students

Funded Districts and Schools

Year	Districts	Schools
2003	N/A	N/A
2004	10	30
2005	31	88
2006	31	86
2007	39	100

Reading First Students by Race/Ethnicity



Sources: Annual Performance Report and Common Core of Data. Actual 2006–2007 participation data are not available. Enrollment figures are estimated based on 2005–2006 CCD data for students enrolled in grades K–3 in Reading First Schools for 2006–2007.

Online Resources

State Reading First Website
<http://www.nmreadingfirst.org/>

Annual Performance Report Data
<http://www.ed.gov/programs/readingfirst/data.html>

Reading First Awards Database
<http://readingfirstdataonline.org>

2007 State Evaluation Report
<http://www.ed.gov/programs/readingfirst/evaluationreports/index.html>

Selected State Evaluation Findings

- ❑ Students returning to New Mexico Reading First (NMRF) schools are more equipped to achieve Benchmark status than students who are new to NMRF. This suggests that NMRF is having a positive impact on students, and that this impact lasts through the summer months and continues into the following academic year.
- ❑ An analysis of student performance in first grade has led to the finding that students who enter kindergarten at Intensive or Strategic make great gains and enter first grade at Benchmark.

Source: EDC's Center for Children and Technology

Total Reading First Allocation

- ❑ Total state funding to date: **\$62,531,502**
- ❑ Amount of Yearly Funding

2008	■	\$3,506,920
2007	■	\$8,767,004
2006	■	\$9,972,407
2005	■	\$10,185,894
2004	■	\$11,085,954
2003	■	\$10,343,725
2002	■	\$8,669,598

Source: U.S. Department of Education Budget Service