

26 September 1995
— REVISED FEBRUARY 1997

Pulmonary Medicine VA Design Guide



Final Draft

Department of Veterans Affairs
Veterans Health Administration
Office of Construction Management
Facilities Quality Office
Standards Service
202•565•6775

FINAL DRAFT 9-26-95
REVISED FEBRUARY 1997

V.A. Design Guide

**PULMONARY MEDICINE
SERVICE**

Final Draft

Foreword

The material contained in the Pulmonary Medicine Service Design Guide is the culmination of a partnering effort by the Department of Veterans Affairs Veterans Health Administration and the Facilities Quality Office. The goal of the Design Guide is to ensure the quality of VA facilities while controlling construction and operating costs.

This document is intended to be used as a guide and as a supplement to current technical manuals and other VA criteria in the planning of Pulmonary Medicine Services. The Design Guide **is not to be used as a standard design, and use of this Design Guide does not limit the project Architect's and Engineer's responsibilities to develop a complete and accurate project design that best meets the user's needs and applicable code requirements.**

Lloyd H. Siegel, FAIA
Director, Facilities Quality Office

Index

Section 1

| | |
|-------------------|-----|
| Introduction | 1-1 |
| Acknowledgments | 1-2 |
| Abbreviations | 1-3 |
| Legend of Symbols | 1-4 |

Section 2

| | |
|-----------|-----|
| Narrative | 2-1 |
|-----------|-----|

Section 3

| | |
|-----------------------------------------------|-----|
| Pulmonary Medicine Service Functional Diagram | 3-1 |
| Sleep Study Suite Functional Diagram | 3-2 |

Section 4

| | |
|---------------------------------|-----|
| Viewing Room/Library/AV Studies | 4-1 |
|---------------------------------|-----|

Section 5

| | |
|--------------------------------------------------|-----|
| Ventilatory Test Room/Spirometry | 5-1 |
| Blood Gas Analysis Room | 5-2 |
| Exercise Room with Patient Toilet and Shower | 5-3 |
| Bronchoscopy/Special Procedures | 5-4 |
| Sleep Study Suite with Patient Toilet and Shower | 5-5 |
| Sleep Study Diagnostic Room | 5-6 |

Section 6

| | |
|------------------------------|-----|
| Equipment Storage Room | 6-1 |
| Scope Cleaning/Clean Storage | 6-2 |

Section 1

Introduction

Acknowledgments

Abbreviations

Legend of Symbols

| | Page |
|------------------------|-------|
| Introduction..... | 1 - 1 |
| Acknowledgments..... | 1 - 2 |
| Abbreviations..... | 1 - 3 |
| Legend of Symbols..... | 1 - 4 |

Introduction

The Pulmonary Medicine Service Design Guide is intended to be a graphic consolidation of existing Department of Veterans Affairs standards and criteria. It contains data from the following sources:

- PG-18-1, Master Construction Specifications
- H-18-3, Construction Standards
- PG-18-4, Standard Details
- PG 7610, Equipment Guide List
- PG-18-6, List of Equipment Symbols
- VA Handbook 7610, Space Planning Criteria
- PG-18-13, Barrier-Free Design Handbook
- PG-18-14, Room Finish and Door Hardware Schedule
- Various Technical Criteria (Design Manuals) pertaining to Architectural, HVAC, Plumbing, and Electrical issues
- Consensus information from various VA medical centers
- Pulmonary Medicine Service Program Division

The Design Guide refers to the above mentioned sources when data is either too detailed or too broad to be included in this guide.

The Design Guide for Pulmonary Medicine Services was developed as a design tool to assist the medical center staff and the contracting officers in better understanding the choices that designers ask them to make, and to help designers understand the functional requirements necessary for proper operation of Pulmonary Medicine Service.

The Guide Plates contained in the Pulmonary Medicine Service Design Guide are intended as illustrations of VA's furniture, equipment and personnel space needs. They are not meant to limit design opportunities.

This Design Guide is not intended to be project-specific. While it does contain the vast majority of spaces required in Pulmonary Medicine Service, it is not possible to foresee all future requirements. Additional support spaces can be found in VA Handbook 7610. The project-specific space program is the basis for an individual project design. It is important to note that the guide plates are a generic graphic representation only.

Equipment manufacturers should be consulted for actual dimensions and utility requirements. Use of this Design Guide does not compromise the project architects' and engineers' responsibilities to develop a complete and accurate design that meets the user's needs and appropriate code requirements.

Acknowledgments

Credit is due to the following individuals whose guidance, advice, and effort made this publication possible:

CONSTRUCTION MANAGEMENT OFFICE

| | |
|-----------------------|-----------------------------------------------|
| C.V. Yarbrough | Chief Facilities Management Officer |
| Robert L. Neary, Jr. | Deputy Chief Facilities Management Officer |
| Lloyd H. Siegel, FAIA | Director, Facilities Quality Office |
| Leo A. Phelan, AIA | Director, Standards Service |
| Mark G. Hall | Design Guide Developer, Architect |
| William J. Leahy | Architect |
| Wesley C. Wheeler Jr. | Architect |
| Jennifer S. Webb | Intern Architect |
| Sheila C. Jackman | Secretary |
| Frances C. Wells | Secretary |
| Satish Sehgal | Mechanical Engineer |
| E.T. Minter | Plumbing & Sanitary Engineer |

CRITERIA, POST OCCUPANCY EVALUATION AND PLANNING SUPPORT SERVICE

| | |
|----------------|-------------------------------------|
| Fred Amthor | Chief, Criteria Division |
| John Sibenik | Criteria Division |
| Francis Kernan | Chief, Planning Support Division |
| Al Wong | Equipment Criteria |

PULMONARY MEDICINE SERVICE PROGRAM DIVISION

| | |
|-----------------------------|-------------------------------------------|
| Peter Almenoff, M.D. | Program Director, Pulmonary Diseases |
| George A. Griggs, M.D. | Assistant Chief Medical Service |
| Pamela Steele, M.D., M.P.H. | Acting Director Medical Service (111A) |

PULMONARY MEDICINE SERVICE FIELD ADVISORY COMMITTEE

| | |
|----------------------------|--------------------------------------------------------------------|
| Max Hirshkowitz, PH.D | Director, Houston VAMC Sleep Center |
| W. McDowell Anderson, M.D. | Chief Pulmonary and Critical Care Medicine VAMC, Tampa, FLA. |

PRIVATE SECTOR CONSULTANTS

















| | |
|-------------------------|---------------------------------------------|
| Kevin D. Carter, A.I.A. | Smith Hinchman & Grylls Associates, Inc. |
|-------------------------|---------------------------------------------|

Abbreviations

| | | | |
|-----------------|-----------------------------------------------------------------|--------------|------------------------------------------------------------------------------|
| A | Amperes | NC | Noise Criteria |
| AC/HR | Air Changes per Hour | NCRP | National Council on Radiation Protection |
| ADA | Americans with Disabilities Act | ND | Needle Disposal |
| ADP | Automatic Data Processing | NFPA | National Fire Protection Association |
| AFF | Above Finished Floor | NRC | Nuclear Regulatory Commission |
| AI | Acquisition and Installation | NSF | Net Square Feet |
| A&MM | Acquisitions and Material Management | NSM | Net Square Meters |
| AR | As Required | OSD | Open Site Drain |
| AT | Acoustical Ceiling Tile | P | Pole |
| C | Degrees Celsius | PA | Public Address |
| CC | Contractor Furnished and Installed, Construction Funds | PC | Personal Computer |
| CF | Construction Funds, VA Furnished, Installed by VA or Contractor | PCP | Portland Cement Plaster |
| CFM | Cubic Feet per Minute | PET | Positron Emission Tomography |
| CLG | Ceiling | PH | Phase |
| CM | Construction Management Office | PL | Plaster |
| CMU | Concrete Masonry Unit | PREP | Preparation |
| CP | Carpet (without cushion broadloom) | PSIG | Pounds per Square Inch Gauge |
| CRI | Color Rendering Index | PTD | Paper Towel Dispenser |
| CS | Construction Standard | QT | Quarry Tile |
| CT | Ceramic Tile | RB | Resilient Base |
| DIA | Diameter | RIA | Radioimmunoassay |
| DISC SW | Disconnect Switch | SC | Special Coating (High Build Glazed Coating) |
| EPO | Emergency Power Off | SD | Soap Dispenser |
| EtO | Ethylene Oxide Gas | SD | Standard Detail |
| EXH | Exhaust | SF | Square Feet, Square Foot |
| F | Degrees Fahrenheit | SPD | Supply, Processing, and Distribution |
| FC | Foot-candle | SOPC | Satellite Outpatient Clinic |
| FD | Floor Drain | SS | Stainless Steel |
| FIXT | Fixture | TELEC | Telecommunications |
| FLUOR | Fluorescent | UFAS | Uniform Federal Accessibility Standards |
| GD | Glove Dispenser | V | Volts |
| HAC | Housekeeping Aids Closet | VA | Department of Veterans Affairs |
| HVAC | Heating, Ventilation, and Air Conditioning | VACO | Veterans Affairs Central Office |
| HP | Horsepower | VAMC | Veterans Affairs Medical Center |
| HR | Hour | VC | VA Furnished and Contractor Installed - Medical Care |
| ICU | Intensive Care Unit | | Appropriation for Equipment and Construction Appropriations for Installation |
| IES | Illuminating Engineers Society | VCT | Vinyl Composition Tile |
| K | Kelvin | VHA | Veterans Health Administration |
| KW | Kilowatt | VV | VA Furnished and Installed-VHA Appropriation |
| LB | Pound/Pounds | W | Watts |
| LLTS | Lounge, Lockers, Toilets, and Showers | WC | Wall Cabinet |
| MCS | Master Construction Specifications | W/sf | Watts per Square Feet |
| MM | Millimeters | W/sm | Watts per Square Meter |
| MRI | Magnetic Resonance Imaging | | |
| MTD | Mounted | | |
| NA | Not Procured with Activation Funds | | |








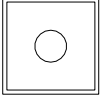

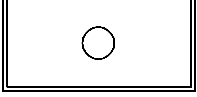
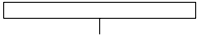

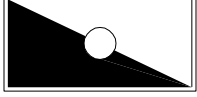



Legend of Symbols

FINAL DRAFT 9-26-95
REVISED FEBRUARY 1997

| System | Description of Symbol | Gr. Symbol |
|----------------------|-------------------------------------------------------------------------------------------------------------------------------|---------------------------------------------------------------------------------------|
| Power Receptacles | DUPLEX RECEPTACLE, NEMA 5-20R - 20 AMP - MOUNTED 450MM (18") AFF UNLESS OTHERWISE NOTED |  |
| | DUPLEX RECEPTACLE, NEMA 5-20R - 20 AMP - MOUNTED ABOVE COUNTER TOP |  |
| | DUPLEX RECEPTACLE WITH GROUND FAULT INTERRUPTER, NEMA 5-20R - 20 AMP - MOUNTED 450MM (18") AFF UNLESS OTHERWISE NOTED |  |
| | DUPLEX RECEPTACLE WITH GROUND FAULT INTERRUPTER, NEMA 5-20R - 20 AMP - MOUNTED ABOVE COUNTER TOP |  |
| | WEATHERPROOF DUPLEX RECEPTACLE WITH GFI, NEMA 5-20R - 20 AMP - MOUNTED 450MM (18") AFF UNLESS OTHERWISE NOTED |  |
| | QUADRAPLEX OUTLET, NEMA 5-20R - 20 AMP - MOUNTED 450MM (18") AFF OR QUADRAPLEX OUTLET, NEMA 5-20R - 20 AMP - PEDESTAL-MOUNTED |  |
| | QUADRAPLEX OUTLET, NEMA 5-20R - 20 AMP - MOUNTED ABOVE COUNTER TOP |  |
| | QUADRADUPLEX OUTLET WITH GROUND FAULT INTERRUPTER, NEMA 5-20R - 20 AMP - MOUNTED 450MM (18") AFF UNLESS OTHERWISE NOTED |  |
| | QUADRADUPLEX OUTLET WITH GROUND FAULT INTERRUPTER, NEMA 5-20R - 20 AMP - MOUNTED ABOVE COUNTER TOP |  |
| | DUPLEX RECEPTACLE, NEMA 5-20R - 20 AMP - EMERGENCY POWER - MOUNTED 450MM (18") AFF UNLESS OTHERWISE NOTED |  |
| | QUADRAPLEX RECEPTACLE, NEMA 5-20R - 20 AMP - EMERGENCY POWER |  |
| | SPECIAL RECEPTACLE |  |
| | TELEVISION OUTLET |  |
| | ELECTRICAL STRIP MOLD - NEMA 5-20R RECEPTACLES AT 600MM (2'-0") INTERVALS |  |
| | BATTERY POWERED CLOCK |  |
| CIRCUIT BREAKER |  | |


















Legend of Symbols (cont.)

FINAL DRAFT 9-26-95
REVISED FEBRUARY 1997

| System | Description of Symbol | Gr. Symbol |
|----------|----------------------------------------------------------------------------------------------------------------|---------------------------------------------------------------------------------------|
| Switches | SINGLE POLE SWITCH |  |
| | SINGLE POLE SWITCH - SUFFIX OF "a", "b", OR "c" INDICATES SEPARATE CONTROL OF FIXTURE(S) WITH SAME DESIGNATION |  |
| | DIMMER SWITCH |  |
| | THREE-WAY SWITCH |  |
| | DOOR SWITCH |  |
| | FUSED OR UNFUSED DISCONNECT SWITCH |  |
| | EMERGENCY POWER OFF (EPO) PUSH BUTTON |  |
| Lighting | 600mm x 600mm (2' x 2') FLUORESCENT FIXTURE |  |
| | 300mm x 300mm (1' x 4') FLUORESCENT FIXTURE |  |
| | 600mm x 1200mm (2' x 4') FLUORESCENT FIXTURE |  |
| | WALL-MOUNTED FLUORESCENT FIXTURE |  |
| | 600mm x 1200mm (2' x 2') FLUORESCENT FIXTURE - EMERGENCY POWER |  |
| | 600mm x 1200mm (2' x 4') FLUORESCENT FIXTURE - EMERGENCY POWER |  |
| | WALL-MOUNTED FLUORESCENT FIXTURE - EMERGENCY POWER |  |
| | WALL MOUNTED LIGHT FIXTURE - TYPE AS NOTED |  |
| | LIGHT FIXTURE - TYPE AS NOTED |  |

Legend of Symbols (cont.)

FINAL DRAFT 9-26-95
REVISED FEBRUARY 1997

| System | Description of Symbol | Gr. Symbol |
|---------------------|------------------------------------------------------------------------------------------|---------------------------------------------------------------------------------------|
| Communi- cations | TELEPHONE OUTLET - MOUNTED 450 mm (18") AFF UNLESS OTHERWISE NOTED |  |
| | WALL-MOUNTED TELEPHONE OUTLET - MOUNTED 1200 mm (48") AFF UNLESS OTHERWISE NOTED |  |
| | COMPUTER TERMINAL OUTLET - VERIFY EXACT NEEDS - PROVIDE SIGNAL AND POWER OUTLET AS REQ'D |  |
| | SPEAKER - CEILING-MOUNTED |  |
| | INTERCOM OUTLET |  |
| | NURSE CALL DOME LIGHT - CEILING-MOUNTED |  |
| | NURSE CALL DOME LIGHT - WALL-MOUNTED |  |
| | NURSE CALL DUTY STATION |  |
| | EMERGENCY NURSE CALL |  |
| | NURSE CALL STAFF STATION |  |
| | VOLUME CONTROL - WALL MOUNTED |  |
| | Sp. Outlets | JUNCTION BOX - PURPOSE AND LOCATION AS NOTED |
| Mechanical | SUPPLY AIR DIFFUSER |  |
| | RETURN OR EXHAUST AIR REGISTER OR GRILLE |  |
| | ROOM THERMOSTAT |  |
| Plumbing | COMBINATION FAUCET HOSE BIBB |  |
| | MEDICAL GAS OUTLET |  |
| | EMERGENCY SHOWER |  |