

GRAPE CRUSH REPORT

Preliminary 2007 Crop

California Department of Food and Agriculture
February 8, 2008

MAP AND DEFINITIONS OF CALIFORNIA GRAPE PRICING DISTRICTS



1. Mendocino County
2. Lake County
3. Sonoma and Marin Counties
4. Napa County
5. Solano County
6. Alameda, Contra Costa, Santa Clara, San Francisco, San Mateo, and Santa Cruz Counties
7. Monterey and San Benito Counties
8. San Luis Obispo, Santa Barbara, and Ventura Counties
9. Yolo County north of Interstate 80 to the junction of Interstate 80 and U.S. 50 and north of U.S. 50; Sacramento County north of U.S. 50; Del Norte, Siskiyou, Modoc, Humboldt, Trinity, Shasta, Lassen, Tehama, Plumas, Glenn, Butte, Colusa, Sutter, Yuba, and Sierra Counties.
10. Nevada, Placer, El Dorado, Amador, Calaveras, Tuolumne and Mariposa Counties
11. San Joaquin County north of State Highway 4; and Sacramento County south of U.S. 50 and east of Interstate 5
12. San Joaquin County south of State Highway 4; Stanislaus and Merced Counties
13. Madera, Fresno, Alpine, Mono, Inyo Counties; and Kings and Tulare Counties north of Nevada Avenue (Avenue 192)
14. Kings and Tulare Counties south of Nevada Avenue (Avenue 192); and Kern County
15. Los Angeles and San Bernardino Counties
16. Orange, Riverside, San Diego, and Imperial Counties
17. Yolo County south of Interstate 80 from the Solano County line to the Junction of Interstate 80 and U.S. 50 and south of U.S. 50 and Sacramento County south of U.S. 50 and west of Interstate 5

TABLE OF CONTENTS

	<u>PAGE</u>
GRAPE CRUSH REPORT OVERVIEW	1
EXPLANATION OF TABLES	4
TABLE 1: Grapes for Crushing: State totals by type and variety, weighted average degrees Brix, and weighted average dollars per ton, 2006-07	6
TABLE 2: Tons of grapes crushed by California processors from the 2007 crop by type, variety, and reporting district where grown, with comparisons	8
TABLE 3: Weighted average degrees Brix for all grapes crushed by California processors from the 2007 crop by type, variety, and reporting district where grown, with comparisons	12
TABLE 4: Tons of grapes purchased for wine, concentrate, juice, vinegar, and beverage brandy, by California processors from the 2007 crop by type, variety, and reporting district where grown, with comparisons	14
TABLE 5: Weighted average degrees Brix for all grapes purchased for wine, concentrate, juice, vinegar, and beverage brandy, by California processors from the 2007 crop by type, variety, and reporting district where grown, with comparisons	18
TABLE 6: Weighted average grower returns per ton, delivered basis, purchased for wine, concentrate, juice, vinegar, and beverage brandy, by California processors from the 2007 crop by type, variety, and reporting district where grown, with comparisons	20
TABLE 7: Tons of grapes purchased by California processors as distilling material other than beverage brandy from the 2007 crop by type and variety, with comparisons	24
TABLE 8: Base price paid to growers for grapes crushed, delivered to California processors, from the 2007 crop, with Brix factors and purchased tonnage, by type, variety, reporting district where grown, and weighted average base price	25
TABLE 8: Supplement - 2007 Brix Adjustment Factor	116
TABLE 9: Tons of grapes crushed to growers' accounts by California processors from the 2007 crop by type, variety, and reporting district where grown, with comparisons <i>(Table 9 only appears in the Final Grape Crush Report.)</i>	
TABLE 10: Weighted average grower returns per ton, delivered basis, non-related purchase for wine, concentrate, juice, vinegar, and beverage brandy, by California processors from the 2007 crop by type, variety, and reporting district where grown, with comparisons	120

COMPILED AND PUBLISHED BY:

California Department of Food and Agriculture

in cooperation with

USDA's National Agricultural Statistics Service, California Field Office
650 Capitol Mall, Suite 6-100
P.O. Box 942871
Sacramento, CA 94271-0001

Phone: (916) 498-5161 ---- Fax: (916) 498-5186
E-mail: nass-ca@nass.usda.gov ---- Web: www.nass.usda.gov/ca

FEBRUARY 8, 2008

GROWERS
AND VINTNERS

*Please notify USDA, NASS,
California Field Office of any
corrections by February 15, 2008.*

GRAPE CRUSH REPORT OVERVIEW

Information contained in this Report was supplied by processors to fulfill the reporting requirements of Section 55601.5 of the Food and Agricultural Code.

The Preliminary Grape Crush Report includes all grape tonnage crushed during the 2007 season. It also includes purchased tonnage and pricing information for grapes with final prices prior to January 10, 2008. The March 10, 2008 Final Grape Crush Report will contain any late reports or corrections to the preliminary report. **Please notify us of any corrections for the Final Grape Crush Report by February 15, 2008.**

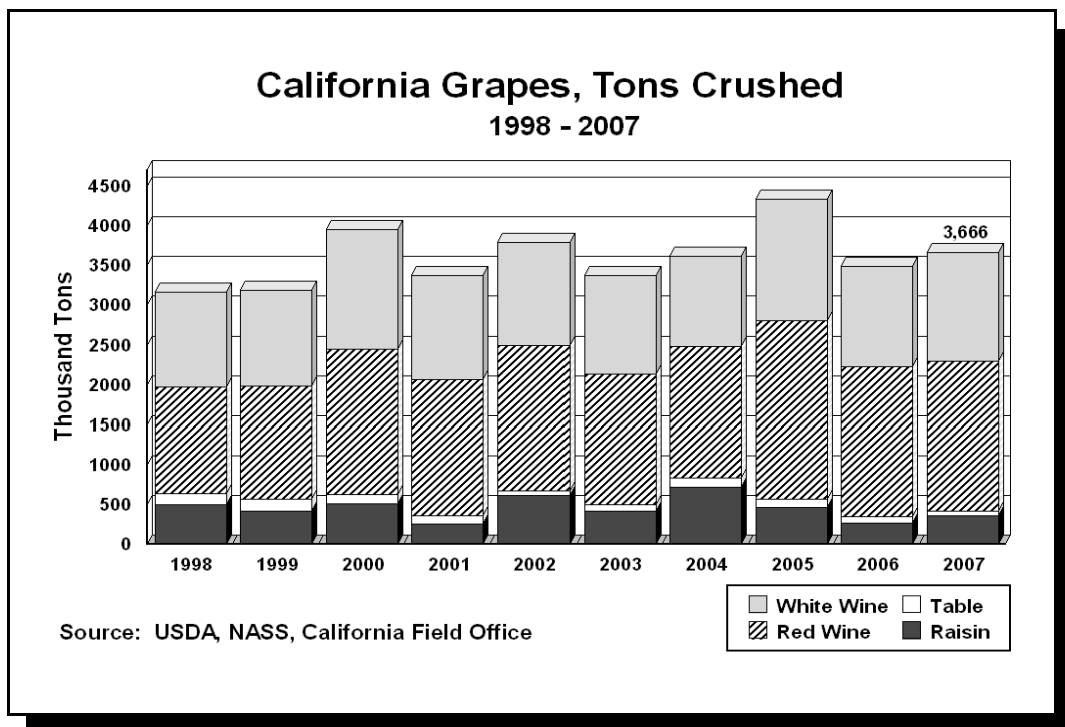
Details of the crushed tonnage, degrees Brix, and weighted average prices were reported by grape type and variety, as well as by grape pricing districts. The 17 districts refer to the area in which the grapes were grown as defined in the Administrative Code. A district map is located on the inside front cover.

SUMMARY OF GRAPE TONNAGES AND PRICES

The 2007 crush totaled 3,665,929 tons, up 5 percent from the 2006 crush of 3,488,871 tons. Red wine varieties accounted for the largest share of all grapes crushed, at 1,868,187 tons, down slightly from 2006. The 2007 white wine variety crush totaled 1,370,754 tons, up 9 percent from 2006. Tons crushed of raisin type varieties totaled 363,519, up 36 percent from 2006, and tons crushed of table type varieties totaled 63,469, down 26 percent from 2006. (See chart below.)

Beginning with the 1999 season, the Grape Crush Report includes the total number of tons crushed for concentrate production. In determining grape tonnage crushed for concentrate production, each processor was required to report the estimated equivalent tons of grapes crushed for grape concentrate. For the 2007 season, this total was 465,368 tons, approximately 13 percent of the 2007 grape crush total. This report provides only the aggregate figure for grapes crushed for concentrate production and does not include information by district, type, or variety.

California grape growers received prices in 2007 for red grapes and white wine grapes that were, on average, below the 2006 prices, while the prices received for table grapes and raisin grapes were, on average, above the 2006 prices. The 2007 average price of all varieties was \$519.93, down 5 percent from 2006. Average prices for the 2007 crop by type were as follows: red wine grapes, \$622.63, down 2 percent from 2006; white wine grapes, \$482.10, down 4 percent from 2006; raisin grapes, \$155.07, up slightly; and table grapes, \$141.43, up 3 percent. These price levels have not been adjusted for inflation.



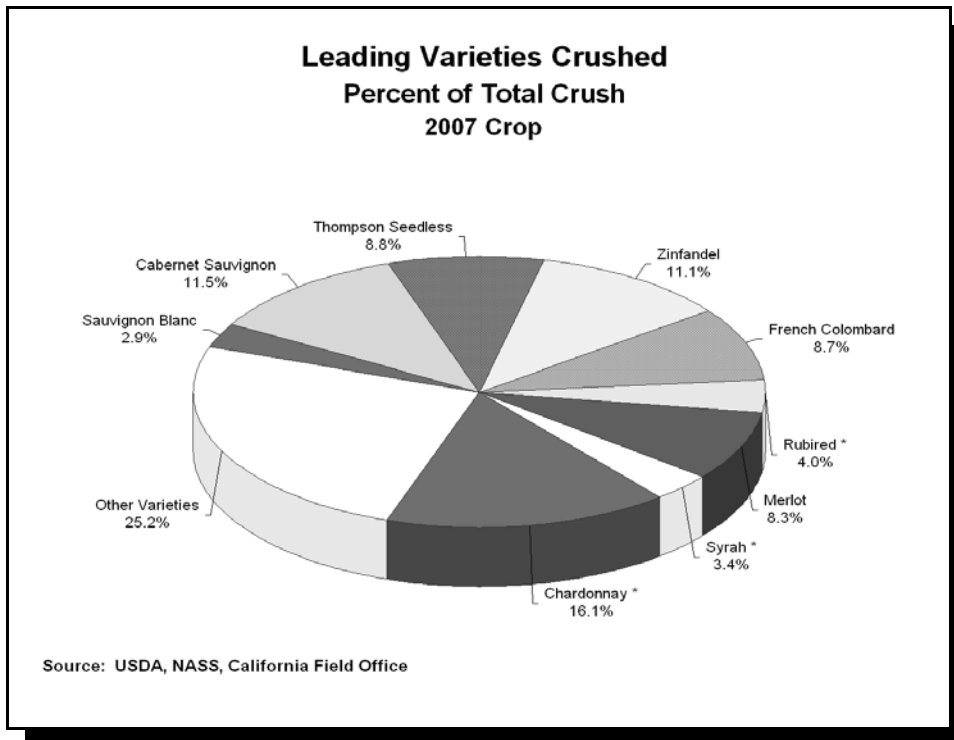
CALIFORNIA GRAPE CRUSH TONNAGE AND PRICE, 1988-2007

Crop Year	Red Wine Type		White Wine Type		Total Wine Type		Raisin Type		Table Type		All Types	
	Thousand Tons	\$/Ton	Thousand Tons	\$/Ton	Thousand Tons	\$/Ton	Thousand Tons	\$/Ton	Thousand Tons	\$/Ton	Thousand Tons	\$/Ton
1988	760	409	1,356	238	2,117	297	415	116	312	131	2,843	253
1989	872	410	1,272	297	2,144	342	370	132	211	128	2,725	297
1990	804	355	1,331	277	2,135	306	268	126	170	127	2,573	276
1991	840	383	1,289	319	2,129	344	284	150	157	141	2,570	310
1992	888	438	1,209	364	2,097	395	785	182	217	170	3,099	325
1993	979	430	1,327	316	2,306	365	452	152	137	147	2,895	323
1994	936	462	1,242	317	2,177	379	239	118	123	136	2,540	344
1995	1,052	515	1,175	351	2,277	429	432	164	170	162	2,829	372
1996	1,079	611	1,094	469	2,172	540	618	191	117	188	2,908	452
1997	1,461	656	1,433	546	2,893	603	786	185	212	169	3,891	497
1998	1,333	643	1,194	521	2,527	586	506	164	135	150	3,169	502
1999	1,422	649	1,195	518	2,617	590	419	200	149	187	3,185	525
2000	1,816	628	1,503	500	3,319	571	513	125	120	118	3,951	504
2001	1,706	680	1,300	491	3,006	601	262	86	101	87	3,368	555
2002	1,817	614	1,288	432	3,105	538	622	76	61	80	3,787	462
2003	1,634	609	1,230	429	2,864	534	422	95	84	91	3,370	471
2004	1,639	627	1,136	487	2,775	571	727	200	113	199	3,615	482
2005	2,235	634	1,521	507	3,756	583	467	164	106	121	4,330	533
2006	1,874	637	1,263	503	3,136	583	267	154	86	137	3,489	548
2007	1,868	623	1,371	482	3,239	563	364	155	63	141	3,666	520

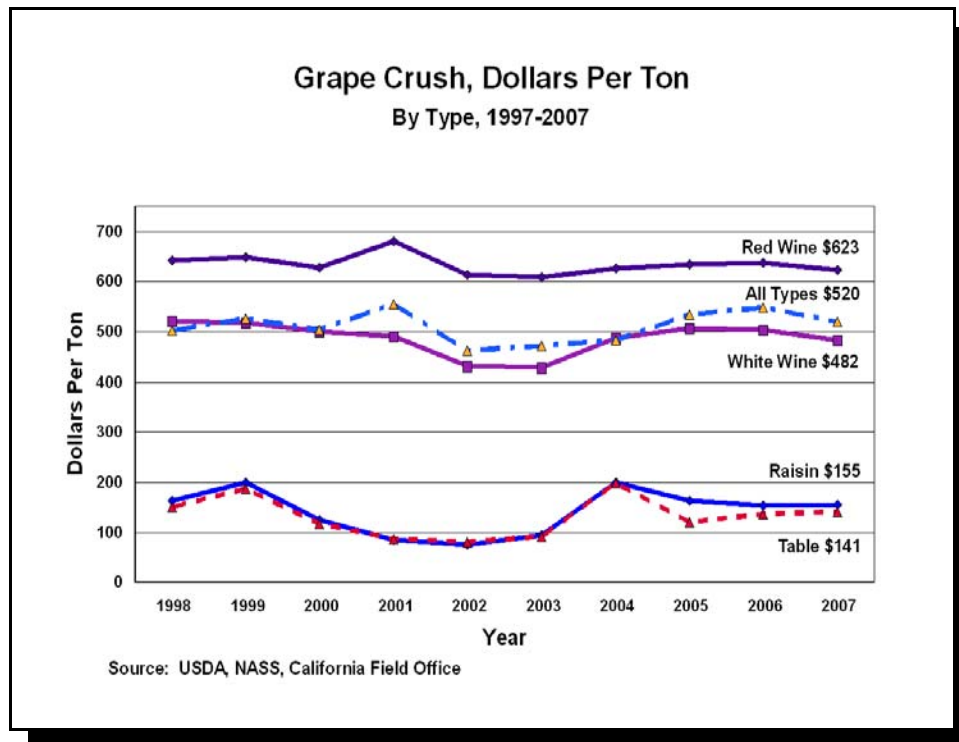
Source: USDA-NASS, California Field Office

LEADING GRAPE VARIETIES AND DISTRICTS

In 2007, Chardonnay accounted for the largest percentage of the total crush volume with 16.1 percent. Cabernet Sauvignon accounted for the second leading percentage of crush with 11.5 percent of the total crush. The next eight highest percentages of grapes crushed were all wine varieties, with the exception of Thompson Seedless.



Grapes produced in District 4 (Napa County) received the highest average price of \$3,253.80 per ton, up 7 percent from 2006. District 3 (Sonoma and Marin counties) received the second highest return of \$2,081.20, up 5 percent from 2006. The 2007 Chardonnay price of \$721.21 was down 4 percent from 2006, and the Cabernet Sauvignon price of \$981.49 was up 3 percent from 2006. The 2007 average price for Zinfandel was \$464.76, down 9 percent from 2006, while the Merlot average price was down 11 percent from 2006 at \$590.19 per ton.



EXPLANATION OF TABLES

TABLE 1 is a summary of the 2007 crop State totals by grape type and varieties that are shown in detail by grape pricing districts in Tables 2 through 6. State totals and averages for 2006 are shown for comparison.

TABLE 2 includes over-the-scale fresh tonnage of all grapes crushed by California processors from the 2007 crop. Over-the-scale fresh weight tonnage includes materials other than grapes (MOG) and defects. This table is broken down by the 17 grape pricing districts and by variety. State totals for 2006 are shown for comparison. Crushed tonnage includes all grapes crushed whether: grown and crushed by processors; purchased and crushed by processors; crushed by cooperatives, juice manufacturers, etc.; or crushed for others, including growers.

TABLE 3 shows the weighted average degrees Brix for all grapes crushed (TABLE 2) by California processors from the 2007 crop. The weighted average degrees Brix is reported by grape pricing districts and variety. State averages for 2006 are shown for comparison.

TABLE 4 includes net weight fresh tonnage of all grapes purchased for wine, concentrate, juice, vinegar, and beverage brandy by California processors from the 2007 crop. Net weight fresh tonnage does not include material other than grapes (MOG) and defects or other weight adjustments deducted from gross weight. The purchased tonnage is reported by variety and grape pricing districts. State totals for 2006 are shown for comparison. TABLE 4 does not include tonnage purchased as distilling material other than beverage brandy, this is shown in TABLE 7. Prices for all tonnage shown in this table are final and not subject to change. Grapes pooled by cooperatives, those grown by processors and used for their own production and grapes crushed to growers' accounts are not included.

TABLE 5 shows the weighted average degrees Brix for all grapes purchased for wine, concentrate, juice, vinegar, and beverage brandy (TABLE 4) by California processors from the 2007 crop. The weighted average degrees Brix is reported by grape pricing districts and variety. State averages for 2006 are shown for comparison. TABLE 5 does not include degrees Brix of tonnage purchased as distilling material other than beverage brandy, this is shown in TABLE 7. Grapes pooled by cooperatives, those grown by processors and used for their own production and grapes crushed to growers' accounts are not included.

TABLE 6 gives the weighted average price per ton, delivered basis, of all tonnage purchased for wine, concentrate, juice, vinegar, and beverage brandy (TABLE 4) by California processors from the 2007 crop. The weighted average prices are reported by variety, and grape pricing districts. State averages for 2006 are shown for comparison. TABLE 6 does not include prices of tonnage purchased as distilling material other than beverage brandy, this is shown in TABLE 7. Prices shown in this table are final and not subject to change. Grapes pooled by cooperatives, those grown by processors and used for their own production and grapes crushed to growers' accounts are not included.

Weighted average prices reflect final prices through January 10, 2008 and include any Brix adjustments, bonuses or allowances. Prices are equivalent to delivered basis in the area grown including normal within-area hauling allowances. Purchases made on a roadside basis include the usual hauling allowance for local delivery in the area grown. Out-of-area purchases made on a delivered basis do not include extra hauling allowances for delivery outside the area.

The next example indicates the method used for calculating weighted averages. The following two purchases were made.

Variety	District	Tons	Degrees Brix	Base Price	Price Paid Per Ton	Acceptable Brix Limits	Brix Adjustment Factors	Brix Adjustment Limits
Petite Sirah	1	155.5	20.6	\$450.00	\$364.50	19 - 25	+ or - 10%	Base 22, Min 20, Max 24
Petite Sirah	1	20.5	19.0	\$450.00	\$418.50	19 - 25	+ or - 10%	Base 22, Min 20, Max 24

Note: The variety, district, base price, and Brix Adjustment Factors (including Brix limits) are the same. The tons purchased, degrees Brix, and price paid per ton are the only differences in this example.

Step 1: Multiply the tons by the Brix for each lot purchased and then add the products to get the total. Also, add the tons purchased.

Variety	District	Tons	Degrees Brix	Total (Tons X Brix)
Petite Sirah	1	155.5	20.6	155.5 X 20.6 = 3,203.3
Petite Sirah	1	20.5	19.0	20.5 X 19.0 = 389.5
TOTALS		176.0		3,592.8

Step 2: Divide the total (3,592.8) by the total tons purchased (176.0) to get the **Weighted Average Degrees Brix**. $\frac{3,592.8}{176.0} = 20.4$

Step 3: Multiply the purchased tons by the Price Paid Per Ton for each lot purchased and then add the products to get the total.

Variety	District	Tons	Price Paid Per Ton	Total (Tons X Brix)
Petite Sirah	1	155.5	\$364.50	155.5 X 364.50 = 56,679.8
Petite Sirah	1	20.5	\$418.50	20.5 X 418.50 = 8,579.3
TOTALS		176.0		65,259.1

Step 4: Divide the total (65,259.1) by the total tons purchased (176.0) to get the **Weighted Average Price Per Ton**: $\frac{65,259.1}{176.0} = \370.79

TABLE 7 shows all grape tonnage purchased as distilling material other than beverage brandy by California processors from the 2007 crop. The tonnage, weighted average degrees Brix and price per ton are shown by grape type and variety. State totals and averages for 2006 are given for comparison.

TABLE 8 shows base prices paid to growers by Brix adjustment factors, purchased tonnage, type, variety and reporting district where grown. Weighted average base prices and total purchased tonnage are included.

The Brix adjustment factors determine adjustments to base prices to compensate for sugar variations. In this report, adjustments are expressed in dollars per ton, or percent of base price per degree variance from the established Brix base. Occasional lots are traded on price per degree Brix as delivered.

TABLE 9 includes tonnage of all grapes crushed to growers' accounts by California processors from the 2007 crop. Growers retained ownership of these grapes at the time of crushing. This tonnage is reported by grape pricing district and variety. Comparisons with 2006 are shown. (**Table 9 only appears in the Final Grape Crush Report.**)

TABLE 10 gives the weighted average price per ton, delivered basis, of all tonnage purchased from non-related sources for wine, concentrate, juice, vinegar, and beverage brandy (TABLE 4) by California processors from the 2007 crop. The weighted average prices are reported by variety, and grape pricing districts. State averages for 2006 are shown for comparison. TABLE 10 does not include prices of tonnage purchased as distilling material other than beverage brandy, this is shown in TABLE 7. Prices shown in this table are final and not subject to change. Grapes pooled by cooperatives, those grown by processors and used for their own production and grapes crushed to growers' accounts are not included.

Non-Related Purchased Tons: Excludes tonnage of grapes purchased from a grower if:

- The grower or an affiliate of the grower, or both the grower and the affiliate of the grower, owned, directly or indirectly, at least 5 percent of the indicia of ownership or voting authority of the winery (processor);
- The winery (processor) or an affiliate of the winery, or both the winery and the affiliate of the winery, owned, directly or indirectly, at least 5 percent of the indicia of ownership or voting authority of the grower;
- The winery (processor) or an affiliate of the winery, or both the winery and the affiliate of the winery, provided long-term financing to the grower in exchange for rights or options to purchase a significant portion of the grower's harvest.

Grape Variety Synonyms		
Alicante Bouschet – Alicante	Malaga – White Malaga	Ribolla Gialla – Rebolla
Beauty Seedless – Black Beauty	Malvasia Bianca – Vennentino, Vermintino	Rubired – Tintoria
Black Prince – Rose of Peru	Mataro – Mourvedre	Ruby Seedless – King Ruby
Blaufraenkisch – Lemberger	Meunier – Pinot Meunier	Sangiovese – Sangioveseto, Brunello
Burger – Monbadon	Moscato Gaillo – Muscat Yellow	Sauvignon Vert – Muscadelle
Chardonnay – Pinot Chardonnay, Chardonnay Musque	Muscat Blanc – Muscat Canelli, Muscat Blanc A Petits Grains	St. Emilion – Ugni Blanc, Trebbiano
Cinsaut – Black Malvoisie, Black Malvasia	Muscat Hamburg – Black Muscat	Syrah – French Syrah, Shiraz, Syrah Noir
Crimson Seedless – Red Crimson	Negrette – Pinot St. George	Tempranillo – Tinta Roriz, Valdepenas
Emerald Seedless – Black Seedless	Nero D'Avola – Calabrese	Touriga Nacional – Touriga
Flame Seedless – Red Flame	Palomino – Golden Chasselas	Trousseau – Bastardo
Gamay (Napa) – Gamay, Valdiguie	Pinot Gris – Pinot Grigio	White Riesling – Johannisberg Riesling, Riesling
Gray Riesling – Trousseau Gris	Princess – Melissa	
Grenache – Grenache Noir	Red Globe – Rose Ito	
Italia – Muscat Italia	Refosco – Mondeuse	

TABLE 4: TONS OF GRAPES PURCHASED FOR WINE, CONCENTRATE, JUICE, VINEGAR, AND BEVERAGE BRANDY BY CALIFORNIA PROCESSORS FROM THE 2007 CROP BY TYPE, VARIETY, AND REPORTING DISTRICT WHERE GROWN, WITH COMPARISONS

Type and Variety	1	2	3	4	5	6	7	8	9	10
Tons										
RAISIN GRAPES:										
Diamond Muscat	0.0	0.0	0.0	0.0	0.0	0.0	0.0	0.0	0.0	0.0
Dovine	0.0	0.0	0.0	0.0	0.0	0.0	0.0	0.0	0.0	0.0
Fiesta	0.0	0.0	0.0	0.0	0.0	0.0	0.0	0.0	0.0	0.0
Selma Pete	0.0	0.0	0.0	0.0	0.0	0.0	0.0	0.0	0.0	0.0
Thompson Seedless	0.0	0.0	0.0	0.0	0.0	0.0	0.0	0.0	0.0	0.0
Total Raisin	0.0	0.0	0.0	0.0	0.0	0.0	0.0	0.0	0.0	0.0
TABLE GRAPES:										
Autumn Royal	0.0	0.0	0.0	0.0	0.0	0.0	0.0	0.0	0.0	0.0
Black Monukka	0.0	0.0	0.0	0.0	0.0	0.0	0.0	0.0	0.0	0.0
Calmeria	0.0	0.0	0.0	0.0	0.0	0.0	0.0	0.0	0.0	0.0
Christmas Rose	0.0	0.0	0.0	0.0	0.0	0.0	0.0	0.0	0.0	0.0
Crimson Seedless *	0.0	0.0	0.0	0.0	0.0	0.0	0.0	0.0	0.0	0.0
Emerald Seedless *	0.0	0.0	0.0	0.0	0.0	0.0	0.0	0.0	0.0	0.0
Emperor	0.0	0.0	0.0	0.0	0.0	0.0	0.0	0.0	0.0	0.0
Flame Seedless *	0.0	0.0	0.0	0.0	0.0	0.0	0.0	0.0	0.0	0.0
Flame Tokay	0.0	0.0	0.0	0.0	0.0	0.0	0.0	0.0	0.0	0.0
Italia *	0.0	0.0	0.0	0.0	0.0	0.0	0.0	0.0	0.0	0.0
Malaga *	0.0	0.0	0.0	0.0	0.0	0.0	0.0	0.0	0.0	0.0
Marroo Seedless	0.0	0.0	0.0	0.0	0.0	0.0	0.0	0.0	0.0	0.0
Perlette	0.0	0.0	0.0	0.0	0.0	0.0	0.0	0.0	0.0	0.0
Princess *	0.0	0.0	0.0	0.0	0.0	0.0	0.0	10.1	0.0	0.0
Red Globe *	0.0	0.0	0.0	0.0	0.0	0.0	0.0	0.0	0.0	0.0
Ribier	0.0	0.0	0.0	0.0	0.0	0.0	0.0	0.0	0.0	0.0
Ruby Seedless *	0.0	0.0	0.0	0.0	0.0	0.0	0.0	0.0	0.0	0.0
Summer Muscat	0.0	0.0	0.0	0.0	0.0	0.0	0.0	0.0	0.0	0.0
Other Table 1/	0.0	0.0	36.2	0.0	0.0	0.0	0.0	0.0	0.0	0.0
Total Table	0.0	0.0	36.2	0.0	0.0	0.0	0.0	10.1	0.0	0.0
WINE GRAPES (WHITE):										
Arneis	10.0	0.0	67.4	0.0	0.0	0.0	18.3	0.0	0.0	0.0
Burger *	0.0	0.0	0.0	0.0	0.0	0.0	0.0	0.0	0.0	115.9
Chardonnay *	13,958.7	1,055.6	42,133.9	13,645.5	4,173.5	4,563.6	45,780.0	21,339.7	11,835.7	363.0
Chenin Blanc	646.2	0.0	97.7	117.4	521.8	0.0	255.3	1,719.2	146.4	2.6
Cortese	2.5	0.0	0.0	0.0	0.0	0.0	0.0	0.0	0.0	0.0
Emerald Riesling	0.0	0.0	0.0	0.0	0.0	21.4	0.0	0.0	0.0	0.0
Flora	0.0	0.0	0.0	35.2	0.0	0.0	0.0	0.0	0.0	0.0
French Colombard	192.7	0.0	426.6	0.0	0.0	0.0	0.0	0.0	1,036.9	0.0
Gewurztraminer	795.6	0.0	255.3	30.5	0.0	7.0	2,980.1	514.5	8.2	72.9
Gray Riesling *	0.0	0.0	71.9	0.0	0.0	0.0	0.0	0.0	0.0	0.0
Grenache Blanc	0.0	0.0	0.7	0.0	0.0	0.0	38.4	116.4	1.7	5.8
Malvasia Bianca *	0.0	0.0	54.9	0.0	2.3	3.4	447.5	7.5	0.0	7.0
Marsanne	12.1	0.0	25.3	28.1	1.9	23.5	151.8	49.1	0.0	40.9
Melon	0.0	0.0	15.8	0.0	0.0	0.0	0.0	0.0	0.0	0.0
Montonico	0.0	0.0	0.0	0.0	0.0	4.6	0.0	0.0	0.0	0.0
Moscato Gaillo *	0.0	0.0	0.0	0.0	0.0	0.0	0.5	0.0	0.0	2.9
Muscat Blanc *	98.3	289.3	40.5	42.1	34.6	2.3	391.9	731.4	17.1	60.4
Muscat Orange	20.4	0.0	0.4	0.0	0.0	0.0	55.4	37.8	0.0	46.9
Muscat of Alexandria	0.0	0.0	1.4	0.0	0.0	0.0	0.0	0.0	348.3	0.0
Palomino *	0.2	0.0	7.7	0.0	0.0	12.6	0.0	0.0	11.0	0.0
Pinot Blanc	44.0	22.7	251.9	49.9	0.0	12.3	289.3	199.6	0.0	1.7
Pinot Gris *	306.6	54.4	1,049.2	582.7	478.9	194.3	4,079.4	1,352.3	720.1	37.3
Ribolla Gialla *	0.0	0.0	0.0	7.5	0.0	0.0	0.0	0.0	0.0	0.0
Roussanne	24.7	0.0	32.3	2.5	8.0	0.0	132.8	248.1	0.0	62.4
Sauvignon Blanc	2,773.2	6,837.7	7,101.1	5,153.9	1,016.9	1,024.0	4,036.7	3,336.1	21.6	347.5
Sauvignon Musque	13.4	72.6	161.2	104.1	8.5	218.7	35.5	0.0	0.0	0.0
Sauvignon Vert *	0.0	0.0	0.0	0.0	0.0	0.0	0.0	0.0	0.0	0.0
Semillon	71.5	32.1	296.8	334.2	0.0	22.2	26.1	318.3	3.0	31.9
St. Emilion *	0.0	0.0	0.0	0.0	0.0	0.0	0.0	2.7	0.5	0.0
Symphony	0.0	0.0	0.0	0.0	128.9	0.0	0.0	0.0	0.0	35.7
Tocai Friulano	36.2	0.0	31.4	0.0	0.0	0.0	58.6	8.1	0.0	0.0
Torrontes	0.0	0.0	0.0	0.0	0.0	0.0	0.0	0.0	0.0	0.0
Triplet Blanc	0.0	0.0	0.0	0.0	0.0	0.0	0.0	0.0	0.0	0.0
Verdelho	0.0	0.0	0.0	0.0	0.0	0.0	0.0	3.0	0.0	1.2
Vernaccia	0.0	0.0	39.3	0.0	0.0	0.0	0.0	0.0	0.0	0.0
Viognier	341.7	118.5	407.2	235.6	208.4	105.9	250.6	877.8	23.4	126.2

TABLE 4: TONS OF GRAPES PURCHASED FOR WINE, CONCENTRATE, JUICE, VINEGAR, AND BEVERAGE BRANDY BY CALIFORNIA PROCESSORS FROM THE 2007 CROP BY TYPE, VARIETY, AND REPORTING DISTRICT WHERE GROWN, WITH COMPARISONS

Type and Variety	11	12	13	14	15	16	17	2007 State Total	2006 State Total
Tons									
RAISIN GRAPES:									
Diamond Muscat	0.0	0.0	74.1	0.0	0.0	0.0	0.0	74.1	4.5
Dovine	0.0	0.0	744.6	0.0	0.0	0.0	0.0	744.6	1,041.9
Fiesta	0.0	0.0	38,853.8	0.0	0.0	0.0	0.0	38,853.8	15,181.5
Selma Pete	0.0	0.0	635.4	0.0	0.0	0.0	0.0	635.4	304.0
Thompson Seedless	0.0	348.5	230,329.0	24,403.6	0.0	0.0	0.0	255,081.1	189,748.7
Total Raisin	0.0	348.5	270,636.9	24,403.6	0.0	0.0	0.0	295,389.0	206,280.6
TABLE GRAPES:									
Autumn Royal	0.0	0.0	0.0	386.2	0.0	0.0	0.0	386.2	185.3
Black Monukka	0.0	0.0	489.0	0.0	0.0	0.0	0.0	489.0	0.0
Calmeria	0.0	0.0	0.0	119.6	0.0	0.0	0.0	119.6	8.7
Christmas Rose	0.0	0.0	0.0	104.1	0.0	0.0	0.0	104.1	56.4
Crimson Seedless *	0.0	0.0	0.0	2,481.9	0.0	0.0	0.0	2,481.9	2,936.6
Emerald Seedless *	0.0	0.0	0.0	364.4	0.0	0.0	0.0	364.4	260.5
Emperor	0.0	0.0	0.0	10.2	0.0	0.0	0.0	10.2	0.0
Flame Seedless *	0.0	0.0	305.1	3,388.8	0.0	0.0	0.0	3,693.9	3,955.7
Flame Tokay	1,937.8	0.0	0.0	98.0	0.0	0.0	0.0	2,035.8	1,643.4
Italia *	0.0	0.0	0.0	127.5	0.0	0.0	0.0	127.5	30.7
Malaga *	0.0	0.0	814.7	0.0	0.0	0.0	0.0	814.7	271.7
Marroo Seedless	0.0	0.0	0.0	0.0	0.0	0.0	0.0	0.0	40.8
Perlette	0.0	0.0	0.0	52.0	0.0	0.0	0.0	52.0	50.4
Princess *	0.0	0.0	0.0	472.2	0.0	0.0	0.0	482.3	636.8
Red Globe *	0.0	0.0	0.0	5,989.9	0.0	0.0	0.0	5,989.9	5,118.6
Ribier	0.0	0.0	24.6	0.0	0.0	0.0	0.0	24.6	1.5
Ruby Seedless *	0.0	0.0	2,046.2	962.7	0.0	0.0	0.0	3,008.9	1,979.3
Summer Muscat	0.0	0.0	15.5	0.0	0.0	0.0	0.0	15.5	8.9
Other Table 1/	0.0	0.0	5.2	3,431.4	0.0	0.0	0.0	3,472.8	3,113.2
Total Table	1,937.8	0.0	3,700.3	17,988.9	0.0	0.0	0.0	23,673.3	20,298.5
WINE GRAPES (WHITE):									
Arneis	0.0	0.0	0.0	0.0	0.0	0.0	0.0	95.7	135.1
Burger *	3,227.3	4,633.2	30,642.3	3,029.6	0.0	0.0	0.0	41,648.3	42,092.5
Chardonnay *	124,828.3	42,677.3	55,507.1	29,643.3	2.0	150.8	35,635.2	447,293.2	390,989.9
Chenin Blanc	3,994.2	2,291.7	49,321.3	12,668.3	0.0	3.9	8,147.8	79,933.8	71,261.4
Cortese	0.0	0.0	0.0	0.0	0.0	0.0	0.0	2.5	0.0
Emerald Riesling	83.8	0.0	0.0	1,001.6	0.0	0.0	0.0	1,106.8	1,085.9
Flora	0.0	0.0	0.0	0.0	0.0	0.0	0.0	35.2	43.4
French Colombard	7,383.2	14,339.4	233,732.4	58,399.8	0.0	0.0	0.0	315,511.0	284,959.3
Gewurztraminer	75.8	1,291.0	0.0	0.0	0.0	15.4	375.2	6,421.5	6,300.1
Gray Riesling *	0.0	0.0	0.0	0.0	0.0	0.0	0.0	71.9	46.3
Grenache Blanc	0.0	0.0	0.0	0.0	0.0	0.0	9.4	172.4	99.6
Malvasia Bianca *	2,980.5	3,165.6	979.7	194.4	0.0	0.0	0.0	7,842.8	5,670.3
Marsanne	8.5	0.0	0.0	0.0	0.0	0.0	0.5	341.7	382.2
Melon	0.0	0.0	0.0	0.0	0.0	0.0	0.0	15.8	15.9
Montonico	0.0	0.0	0.0	0.0	0.0	0.0	0.0	4.6	7.7
Moscato Gaillo *	21.4	0.0	0.0	0.0	0.0	0.0	0.0	24.8	3.2
Muscat Blanc *	275.6	409.1	3,776.8	211.1	0.4	52.1	153.2	6,586.2	5,711.2
Muscat Orange	405.1	658.9	292.0	0.0	0.0	0.3	53.3	1,570.5	1,236.9
Muscat of Alexandria	47.4	0.0	26,499.4	24,509.0	0.0	0.0	0.0	51,405.5	38,342.6
Palomino *	120.8	0.0	2,385.3	0.0	3.0	0.0	0.0	2,540.6	3,448.9
Pinot Blanc	0.0	0.0	0.0	0.0	0.0	0.0	0.0	871.4	760.0
Pinot Gris *	22,103.5	14,185.9	860.4	12,770.0	0.0	18.7	11,558.2	70,351.9	67,662.3
Ribolla Gialla *	0.0	0.0	0.0	0.0	0.0	0.0	0.0	7.5	6.5
Roussanne	41.4	0.0	0.0	0.0	0.0	16.6	0.0	568.8	488.8
Sauvignon Blanc	21,702.3	7,977.4	3,877.0	4,092.8	2.0	44.7	13,186.4	82,531.3	85,145.7
Sauvignon Musque	75.9	0.0	0.0	0.0	0.0	0.0	0.0	689.9	524.5
Sauvignon Vert *	0.0	0.0	0.0	0.0	0.0	0.0	0.0	0.0	2.5
Semillon	1,981.4	0.0	2,125.4	0.0	1.0	3.0	1,550.0	6,796.9	7,481.8
St. Emilion *	0.0	0.0	10.6	0.0	0.0	0.0	0.0	13.8	13.1
Symphony	2,141.2	424.5	3,502.1	1,143.9	5.0	0.0	1,054.4	8,435.7	7,340.3
Tocai Friulano	250.4	0.0	0.0	0.0	0.0	0.0	0.0	384.7	93.2
Torrontes	3.7	0.0	0.0	0.0	0.0	0.0	0.0	3.7	2.8
Triplett Blanc	0.0	0.0	4,934.4	169.2	0.0	0.0	0.0	5,103.6	586.8
Verdelho	136.6	0.0	0.0	0.0	0.0	0.0	0.0	140.8	154.9
Vernaccia	0.0	0.0	0.0	0.0	0.0	0.0	0.0	39.3	16.8
Viognier	5,402.9	1,887.8	1,161.0	0.0	0.0	81.7	752.5	11,981.2	10,045.4

TABLE 4: TONS OF GRAPES PURCHASED FOR WINE, CONCENTRATE, JUICE, VINEGAR, AND BEVERAGE BRANDY BY CALIFORNIA PROCESSORS FROM THE 2007 CROP BY TYPE, VARIETY, AND REPORTING DISTRICT WHERE GROWN, WITH COMPARISONS

Type and Variety	1	2	3	4	5	6	7	8	9	10
	Tons									
WINE GRAPES (WHITE):										
(Cont'd.)										
White Riesling *	147.5	133.6	109.4	139.3	66.5	0.0	5,700.9	1,031.4	0.8	6.8
Other White 1/	1.9	12.5	19.0	9.0	1.3	53.7	14.7	16.4	216.1	1.6
Total White	19,497.4	8,629.0	52,698.3	20,517.5	6,651.5	6,269.5	64,743.8	31,909.4	14,390.8	1,370.6
WINE GRAPES (RED):										
Aglianico	0.0	0.0	12.2	1.7	0.0	0.0	0.0	3.2	0.0	3.6
Aleatico	0.0	0.0	30.9	0.0	0.0	0.0	0.0	0.0	0.0	0.0
Alicante Bouschet *	3.6	0.0	55.7	0.0	0.0	65.2	12.0	3.8	0.0	30.8
Alvarelhao	0.0	0.0	0.0	0.0	0.0	0.0	0.0	5.0	0.0	7.3
Arinarnoa	0.0	0.0	0.0	0.0	0.0	0.0	0.0	0.0	0.0	0.0
Barbera	133.8	59.5	102.7	21.1	0.0	29.4	173.3	205.8	2.7	562.2
Cabernet Franc	82.9	723.2	1,195.5	1,459.0	31.6	57.9	265.1	1,417.3	1.0	205.9
Cabernet Sauvignon	6,478.8	9,042.0	23,341.4	31,248.3	499.8	1,843.8	15,102.2	33,455.8	2,066.8	1,103.6
Carignane	1,277.8	0.0	345.7	12.7	6.6	337.5	3.5	10.8	0.0	7.9
Carmenere	0.0	2.5	4.2	0.0	0.0	0.0	0.0	0.0	0.0	0.0
Carmine	0.0	0.0	0.0	0.0	11.0	0.0	0.0	0.0	0.0	0.0
Carnelian	0.0	0.0	0.0	0.0	0.0	0.0	0.0	1.7	0.0	0.0
Centurian	0.0	0.0	0.0	0.0	0.0	0.0	0.0	0.0	0.0	0.0
Charbono	14.0	0.0	0.0	116.5	0.0	0.0	59.7	0.0	0.0	10.7
Cinsaut *	0.7	0.0	5.9	0.0	0.0	51.7	0.0	26.8	0.0	5.6
Counoise	0.4	4.4	2.0	0.0	0.0	0.0	0.0	36.8	0.0	1.7
Dolcetto	63.9	0.0	102.1	34.5	0.0	8.6	31.1	37.7	0.0	8.7
Dornfelder	0.0	0.0	0.0	0.0	0.0	0.0	0.0	2.0	0.0	0.0
Durif	4.6	0.0	0.0	0.0	0.0	1.8	0.0	0.0	0.0	0.0
Early Burgundy	0.0	0.0	5.8	4.3	0.0	0.0	0.0	0.0	0.0	0.0
Freisa	0.0	0.0	0.0	0.0	0.0	0.0	0.0	4.4	0.0	0.0
Gamay (Napa) *	50.8	10.8	20.1	26.8	53.2	0.0	230.8	196.3	1.0	10.9
Gamay Beaujolais	0.0	0.0	0.0	13.3	0.0	0.0	0.0	0.0	0.0	0.0
Graciano	0.0	0.0	0.0	0.0	0.0	0.0	0.0	0.0	2.0	1.6
Grand Noir	0.0	0.0	0.0	0.0	0.0	2.0	0.0	0.0	0.0	0.0
Grenache *	212.5	54.6	182.1	61.1	0.0	95.5	368.0	805.8	1,078.5	132.3
Grignolino	0.0	0.0	0.0	0.0	0.0	0.0	0.0	0.0	0.0	0.0
Lagrein	0.0	0.0	0.0	0.0	0.0	0.0	2.5	128.6	0.5	0.0
Malbec	30.3	102.3	418.6	341.7	8.1	16.3	307.8	447.8	4.4	49.5
Mataro *	5.1	22.0	70.0	15.3	9.7	593.0	27.7	412.2	1.8	168.3
Merlot	4,983.7	1,231.7	12,718.8	11,522.1	1,654.5	1,590.2	17,510.5	13,560.9	1,756.2	599.3
Meunier *	0.0	0.0	269.9	52.9	0.0	0.0	0.0	0.0	0.0	0.0
Mission	0.0	0.0	0.0	0.0	0.0	0.0	0.0	1.2	0.0	16.1
Montepulciano	34.3	0.0	4.3	2.5	0.0	0.0	0.0	0.0	2.5	0.0
Muscat Hamburg *	0.0	0.0	0.3	0.0	0.0	19.6	0.0	0.0	0.0	5.5
Nebbiolo	19.6	3.5	15.1	6.7	0.0	4.0	25.3	73.7	0.0	13.7
Negrette *	0.0	0.0	0.4	3.9	0.0	0.0	11.0	0.0	0.0	0.0
Negroamaro	16.0	0.0	0.0	0.0	0.0	0.0	0.0	0.0	0.0	0.0
Nero D'Avola *	5.5	0.0	0.0	0.0	0.0	0.0	0.0	0.0	0.0	0.0
Perelli 101	0.0	0.0	0.0	0.0	0.0	0.0	0.0	5.2	0.0	0.0
Petit Verdot	86.3	119.5	318.2	642.0	12.3	140.9	151.0	973.6	208.9	81.4
Petite Sirah	1,468.7	1,311.3	1,132.9	1,570.8	729.4	1,547.6	786.6	5,117.3	311.9	381.8
Pfeffer Cabernet	0.0	0.0	0.0	0.0	0.0	0.0	12.6	0.0	0.0	0.0
Pinot Noir	2,684.0	2.6	18,231.2	4,310.6	1,198.6	430.8	13,373.7	5,829.2	729.8	7.9
Pinotage	4.8	0.0	1.5	0.0	0.0	0.0	0.0	0.0	0.0	3.0
Primitivo	35.7	88.1	92.6	24.1	0.0	1.8	34.2	154.5	0.0	154.1
Refosco *	0.0	0.0	0.0	0.0	0.0	3.3	0.0	78.3	0.0	0.0
Royalty	0.0	0.0	0.0	0.0	0.0	0.0	0.0	0.0	0.0	0.0
Rubired *	0.0	0.0	0.0	0.0	0.0	0.0	0.0	0.0	0.0	0.0
Ruby Cabernet	0.0	0.0	0.0	0.0	0.0	0.0	0.0	0.0	0.0	0.0
Sagrantino	0.0	0.0	0.0	0.3	0.0	0.0	0.0	0.0	0.0	0.0
Salvador	0.0	0.0	0.0	0.0	0.0	0.0	0.0	0.0	0.0	0.0
Sangiovese *	196.8	0.0	446.9	340.8	1.0	44.3	579.1	386.4	0.0	184.3
Segalin	0.0	0.0	0.0	0.0	0.0	0.0	0.0	0.0	0.0	0.0
Souzao	6.7	0.9	0.0	0.0	0.0	2.0	28.5	12.6	0.0	13.0
Syrah *	2,366.6	1,074.8	5,227.5	1,649.0	234.8	559.9	5,764.2	11,438.4	752.4	1,125.0
Tannat	0.0	0.0	9.8	0.0	4.3	0.0	0.0	35.0	1.7	0.1
Tempranillo *	1.5	49.5	2.7	40.6	0.0	83.0	45.8	239.3	108.6	122.3
Teroldego	0.0	0.0	0.0	0.0	0.0	118.6	40.1	0.0	2.4	15.6
Tinta Barroca	1.2	0.0	0.0	0.0	0.0	0.0	0.0	0.0	0.0	0.0
Tinta Cao	1.0	0.9	6.8	5.9	0.0	0.0	6.8	7.8	0.0	30.0
Tinta Francisca	0.3	0.0	0.0	0.0	0.0	0.0	0.0	0.0	0.0	0.0
Tinta Madeira	0.0	1.0	0.0	0.0	0.0	0.0	0.7	2.5	0.0	0.0
Touriga Francesca	0.0	0.0	0.0	0.0	0.0	0.0	1.0	0.0	0.0	5.5
Touriga Nacional *	2.3	1.9	6.5	1.2	0.0	0.0	6.5	27.2	0.0	28.4
Trousseau *	1.7	0.0	0.0	0.0	0.0	0.0	0.0	0.0	0.0	1.4
Zinfandel	4,610.3	1,571.0	10,907.8	2,500.4	503.8	1,834.3	1,020.1	8,634.0	10,185.6	6,040.6
Other Red 1/	0.0	1.5	117.0	0.4	0.0	65.0	7.4	2.3	0.0	20.7
Total Red	24,886.2	15,479.5	75,405.1	56,030.5	4,958.7	9,548.0	55,988.8	83,781.2	17,218.7	11,160.3
TOTAL WINE	44,383.6	24,108.5	128,103.4	76,548.0	11,610.2	15,817.5	120,732.6	115,690.6	31,609.5	12,530.9
TOTAL ALL VARIETIES	44,383.6	24,108.5	128,139.6	76,548.0	11,610.2	15,817.5	120,732.6	115,700.7	31,609.5	12,530.9

TABLE 4: TONS OF GRAPES PURCHASED FOR WINE, CONCENTRATE, JUICE, VINEGAR, AND BEVERAGE BRANDY BY CALIFORNIA PROCESSORS FROM THE 2007 CROP BY TYPE, VARIETY, AND REPORTING DISTRICT WHERE GROWN, WITH COMPARISONS

Type and Variety	11	12	13	14	15	16	17	2007 State Total	2006 State Total
Tons									
WINE GRAPES (WHITE):									
(Cont'd.)									
White Riesling *	45.1	1,879.1	88.3	0.0	0.0	89.3	463.5	9,901.5	7,405.0
Other White 1/	83.0	0.0	1,392.6	0.0	0.0	0.0	4.6	1,826.4	955.7
Total White	197,419.3	95,820.9	421,088.1	147,833.0	13.4	476.5	72,944.2	1,162,273.2	1,040,518.5
WINE GRAPES (RED):									
Aglianico	0.0	47.3	0.0	0.0	0.0	0.0	0.0	68.0	70.2
Aleatico	0.0	0.0	0.0	0.0	0.0	0.8	0.0	31.7	40.5
Alicante Bouschet *	1,483.4	27.8	2,384.4	554.0	10.0	3.6	66.8	4,701.1	4,692.9
Alvarelhao	7.8	0.0	0.0	0.0	0.0	0.0	0.0	20.1	32.1
Arinarnoa	0.0	0.0	584.4	0.0	0.0	0.0	0.0	584.4	335.3
Barbera	1,362.4	1,982.4	68,292.9	906.4	0.0	6.7	11.0	73,852.3	70,025.0
Cabernet Franc	4,751.1	0.0	36.7	8.3	0.0	41.0	13.2	10,289.7	9,799.4
Cabernet Sauvignon	95,699.6	25,288.8	47,238.3	20,468.7	0.0	311.1	2,749.0	315,938.0	311,330.7
Carignane	2,795.1	1,124.3	13,988.7	1,461.5	0.0	16.5	0.0	21,388.6	19,957.8
Carmenere	0.0	0.0	0.0	0.0	0.0	0.0	0.0	6.7	279.3
Carmine	0.0	0.0	0.0	0.0	0.0	0.0	0.0	11.0	15.5
Carnelian	0.0	0.0	6,847.1	1,556.5	0.0	0.0	0.0	8,405.3	8,455.9
Centurian	0.0	0.0	938.0	0.0	0.0	0.0	0.0	938.0	1,200.7
Charbono	0.0	0.0	0.0	0.0	0.0	0.0	0.0	200.9	269.2
Cinsaut *	179.9	0.0	173.4	0.0	0.0	21.5	0.0	465.5	445.4
Counoise	0.0	7.9	0.0	0.0	0.0	0.0	0.0	53.2	45.7
Dolcetto	0.0	0.0	0.0	0.0	0.0	0.0	0.0	286.6	227.8
Dornfelder	0.0	1,247.4	0.0	0.0	0.0	0.0	0.0	1,249.4	463.8
Durif	0.0	0.0	0.0	0.0	0.0	0.0	0.0	6.4	5.3
Early Burgundy	0.0	0.0	0.0	0.0	0.0	0.0	0.0	10.1	21.5
Freisa	0.0	6.1	0.0	0.0	0.0	0.0	0.0	10.5	35.8
Gamay (Napa) *	0.0	0.0	1,086.4	0.0	0.0	0.0	177.0	1,864.1	2,260.5
Gamay Beaujolais	0.0	0.0	0.0	0.0	0.0	0.0	0.0	13.3	0.0
Graciano	5.2	0.0	0.0	0.0	0.0	0.0	0.0	8.8	0.8
Grand Noir	0.0	0.0	0.0	0.0	0.0	0.0	0.0	2.0	0.0
Grenache *	399.9	4,735.3	45,536.1	3,945.9	14.9	23.0	157.3	57,802.8	76,073.0
Grignolino	0.0	0.0	0.0	0.0	0.0	0.0	0.0	0.0	1.5
Lagrein	0.0	0.0	0.0	0.0	0.0	0.0	0.0	131.6	79.5
Malbec	1,731.8	46.5	0.0	382.9	0.0	7.3	0.0	3,895.3	5,966.4
Mataro *	127.0	175.7	1.1	0.0	0.0	15.5	0.0	1,644.4	1,643.8
Merlot	75,658.4	26,905.9	44,839.1	13,051.2	1.3	188.2	9,288.4	237,060.4	260,206.3
Meunier *	0.0	0.0	0.0	0.0	0.0	0.0	0.0	322.8	412.8
Mission	84.0	0.0	6,583.9	1,051.5	34.0	5.0	0.0	7,775.7	7,479.4
Montepulciano	0.0	157.5	0.0	0.0	0.0	0.9	0.0	202.0	56.7
Muscat Hamburg *	93.3	125.2	33.3	0.0	0.0	0.0	0.0	277.2	189.9
Nebbiolo	0.0	0.0	14.1	0.0	0.0	6.6	0.0	182.3	223.2
Negrette *	0.0	0.0	0.0	0.0	0.0	0.0	0.0	15.3	11.5
Negroamaro	0.0	3.5	0.0	0.0	0.0	0.0	0.0	19.5	19.2
Nero D'Avola *	1.9	68.7	0.0	0.0	0.0	0.0	0.0	76.1	66.9
Perelli 101	0.0	0.0	0.0	0.0	0.0	0.0	0.0	5.2	5.6
Petit Verdot	2,451.5	914.7	0.0	133.7	0.0	12.8	2.1	6,248.9	5,165.3
Petite Sirah	17,616.9	3,246.4	389.9	0.0	0.0	6.4	3,010.1	38,628.0	29,316.9
Pfeffer Cabernet	0.0	0.0	0.0	0.0	0.0	0.0	0.0	12.6	4.4
Pinot Noir	3,382.3	1,727.4	178.2	470.9	76.6	23.6	4,211.6	56,869.0	64,538.1
Pinotage	20.6	0.0	0.0	0.0	0.0	2.3	0.0	32.2	30.5
Primitivo	422.2	0.0	4.4	0.0	0.0	1.7	15.1	1,028.5	927.4
Refosco *	491.7	0.0	0.0	0.0	0.0	0.0	0.0	573.3	623.2
Royalty	0.0	0.0	448.1	744.6	0.0	1.8	0.0	1,194.5	1,793.6
Rubired *	554.8	6,762.2	103,634.2	32,514.9	0.0	0.0	0.0	143,466.1	152,334.6
Ruby Cabernet	377.9	4,673.9	47,755.8	18,308.5	0.0	0.0	0.0	71,116.1	72,293.2
Sagrantino	0.0	35.6	0.0	0.0	0.0	0.0	0.0	35.9	12.8
Salvador	0.0	0.0	0.0	1,244.6	0.0	0.0	0.0	1,244.6	2,077.7
Sangiovese *	1,813.9	1.5	661.8	120.9	0.0	48.8	0.0	4,826.5	7,583.7
Segalin	0.0	0.0	339.0	0.0	0.0	0.0	0.0	339.0	236.9
Souzao	140.4	0.0	23.7	0.0	0.0	0.0	0.0	227.8	165.4
Syrah *	17,238.3	6,942.7	30,037.3	5,021.5	0.8	117.9	1,437.3	90,988.4	82,584.8
Tannat	222.0	1,222.9	0.0	0.0	0.8	0.8	0.0	1,497.4	1,103.7
Tempranillo *	561.6	32.1	2,269.6	26.5	6.7	30.9	30.8	3,651.5	2,643.5
Teroldego	191.0	0.0	0.0	0.0	0.0	0.0	8.1	375.8	237.4
Tinta Barroca	0.0	0.0	0.0	0.0	0.0	0.0	0.0	1.2	0.5
Tinta Cao	2.6	0.0	3.9	0.0	0.0	0.0	0.0	65.7	70.8
Tinta Francisca	0.0	0.0	0.0	0.0	0.0	0.0	0.0	0.3	0.0
Tinta Madeira	0.0	1.3	58.4	0.0	0.0	0.0	0.0	63.9	34.0
Touriga Francesca	6.6	0.0	0.0	0.0	0.0	0.0	0.0	13.1	19.4
Touriga Nacional *	458.1	47.0	25.9	0.0	0.0	0.0	0.0	605.0	431.3
Trousseau *	1.5	0.0	0.0	0.0	0.0	0.0	0.0	4.6	9.5
Zinfandel	157,594.9	38,976.5	97,858.3	35,023.7	195.0	167.5	3,366.4	380,990.2	315,683.1
Other Red 1/	96.8	103.3	10,150.0	348.0	5.4	0.0	0.0	10,917.8	25,721.5
Total Red	388,026.4	126,637.8	532,416.4	137,344.7	345.5	1,062.2	24,544.2	1,564,834.2	1,548,090.0
TOTAL WINE	585,445.7	222,458.7	953,504.5	285,177.7	358.9	1,538.7	97,488.4	2,727,107.4	2,588,608.5
TOTAL ALL VARIETIES	587,383.5	222,807.2	1,227,841.7	327,570.2	358.9	1,538.7	97,488.4	3,046,169.7	2,815,187.6

* Synonyms for variety names are shown on Page 5.

1/ Other categories include minor and mixed varieties.

TABLE 6: WEIGHTED AVERAGE GROWER RETURNS PER TON DELIVERED BASIS PURCHASED FOR WINE, CONCENTRATE, JUICE, VINEGAR, AND BEVERAGE BRANDY BY CALIFORNIA PROCESSORS FROM THE 2007 CROP BY TYPE, VARIETY, AND REPORTING DISTRICT WHERE GROWN, WITH COMPARISONS

Type and Variety	1	2	3	4	5	6	7	8	9	10
	Dollars									
RAISIN GRAPES:										
Diamond Muscat	0.00	0.00	0.00	0.00	0.00	0.00	0.00	0.00	0.00	0.00
Dovine	0.00	0.00	0.00	0.00	0.00	0.00	0.00	0.00	0.00	0.00
Fiesta	0.00	0.00	0.00	0.00	0.00	0.00	0.00	0.00	0.00	0.00
Selma Pete	0.00	0.00	0.00	0.00	0.00	0.00	0.00	0.00	0.00	0.00
Thompson Seedless	0.00	0.00	0.00	0.00	0.00	0.00	0.00	0.00	0.00	0.00
Total Raisin	0.00	0.00	0.00	0.00	0.00	0.00	0.00	0.00	0.00	0.00
TABLE GRAPES:										
Autumn Royal	0.00	0.00	0.00	0.00	0.00	0.00	0.00	0.00	0.00	0.00
Black Monukka	0.00	0.00	0.00	0.00	0.00	0.00	0.00	0.00	0.00	0.00
Calmeria	0.00	0.00	0.00	0.00	0.00	0.00	0.00	0.00	0.00	0.00
Christmas Rose	0.00	0.00	0.00	0.00	0.00	0.00	0.00	0.00	0.00	0.00
Crimson Seedless *	0.00	0.00	0.00	0.00	0.00	0.00	0.00	0.00	0.00	0.00
Emerald Seedless *	0.00	0.00	0.00	0.00	0.00	0.00	0.00	0.00	0.00	0.00
Emperor	0.00	0.00	0.00	0.00	0.00	0.00	0.00	0.00	0.00	0.00
Flame Seedless *	0.00	0.00	0.00	0.00	0.00	0.00	0.00	0.00	0.00	0.00
Flame Tokay	0.00	0.00	0.00	0.00	0.00	0.00	0.00	0.00	0.00	0.00
Italia *	0.00	0.00	0.00	0.00	0.00	0.00	0.00	0.00	0.00	0.00
Malaga *	0.00	0.00	0.00	0.00	0.00	0.00	0.00	0.00	0.00	0.00
Marroo Seedless	0.00	0.00	0.00	0.00	0.00	0.00	0.00	0.00	0.00	0.00
Perlette	0.00	0.00	0.00	0.00	0.00	0.00	0.00	0.00	0.00	0.00
Princess *	0.00	0.00	0.00	0.00	0.00	0.00	0.00	600.00	0.00	0.00
Red Globe *	0.00	0.00	0.00	0.00	0.00	0.00	0.00	0.00	0.00	0.00
Ribier	0.00	0.00	0.00	0.00	0.00	0.00	0.00	0.00	0.00	0.00
Ruby Seedless *	0.00	0.00	0.00	0.00	0.00	0.00	0.00	0.00	0.00	0.00
Summer Muscat	0.00	0.00	0.00	0.00	0.00	0.00	0.00	0.00	0.00	0.00
Other Table 1/	0.00	0.00	2,277.59	0.00	0.00	0.00	0.00	0.00	0.00	0.00
Total Table	0.00	0.00	2,277.59	0.00	0.00	0.00	0.00	600.00	0.00	0.00
WINE GRAPES (WHITE):										
Arneis	1,215.00	0.00	1,726.32	0.00	0.00	0.00	1,539.34	0.00	0.00	0.00
Burger *	0.00	0.00	0.00	0.00	0.00	0.00	0.00	0.00	0.00	175.00
Chardonnay *	1,062.98	1,265.36	1,868.28	2,287.06	622.14	654.01	1,108.77	1,356.28	470.27	975.54
Chenin Blanc	497.12	0.00	556.32	488.97	247.51	0.00	536.39	681.14	369.98	174.00
Cortese	1,000.00	0.00	0.00	0.00	0.00	0.00	0.00	0.00	0.00	0.00
Emerald Riesling	0.00	0.00	0.00	0.00	0.00	200.00	0.00	0.00	0.00	0.00
Flora	0.00	0.00	0.00	1,987.68	0.00	0.00	0.00	0.00	0.00	0.00
French Colombard	793.15	0.00	448.72	0.00	0.00	0.00	0.00	0.00	200.48	0.00
Gewurztraminer	1,158.20	0.00	1,568.56	891.97	0.00	1,100.00	933.15	934.78	1,085.57	650.48
Gray Riesling *	0.00	0.00	1,146.56	0.00	0.00	0.00	0.00	0.00	0.00	0.00
Grenache Blanc	0.00	0.00	2,500.00	0.00	0.00	0.00	1,406.37	1,794.44	1,000.00	1,563.59
Malvasia Bianca *	0.00	0.00	1,646.08	0.00	1,100.00	400.00	668.65	1,600.00	0.00	1,457.14
Marsanne	1,545.46	0.00	2,032.93	2,955.16	1,500.00	2,050.00	859.99	1,528.34	0.00	1,423.47
Melon	0.00	0.00	1,887.73	0.00	0.00	0.00	0.00	0.00	0.00	0.00
Montonico	0.00	0.00	0.00	0.00	0.00	400.00	0.00	0.00	0.00	0.00
Moscato Gaillo *	0.00	0.00	0.00	0.00	0.00	0.00	800.00	0.00	0.00	1,200.00
Muscat Blanc *	1,241.08	1,152.91	2,049.84	1,802.47	1,182.51	1,200.00	851.14	1,151.20	325.00	1,197.84
Muscat Orange	1,358.09	0.00	3,800.00	0.00	0.00	0.00	1,169.06	1,293.01	0.00	1,002.08
Muscat of Alexandria	0.00	0.00	3,000.00	0.00	0.00	0.00	0.00	0.00	304.42	0.00
Palomino *	200.00	0.00	500.00	0.00	0.00	2,050.00	0.00	0.00	200.00	0.00
Pinot Blanc	1,128.02	1,150.00	1,669.65	1,852.42	0.00	1,304.47	768.29	1,454.91	0.00	1,200.00
Pinot Gris *	1,249.62	1,291.18	1,854.95	2,079.83	722.37	1,008.54	1,169.44	1,364.56	755.94	1,177.89
Ribolla Gialla *	0.00	0.00	0.00	2,250.00	0.00	0.00	0.00	0.00	0.00	0.00
Roussanne	1,387.05	0.00	2,227.65	7,790.00	1,322.50	0.00	1,713.47	1,948.77	0.00	1,325.75
Sauvignon Blanc	1,019.78	880.67	1,487.42	1,836.54	401.09	283.96	900.01	894.26	496.07	646.71
Sauvignon Musque	950.00	983.06	1,636.51	2,017.65	858.50	400.00	1,267.75	0.00	0.00	0.00
Sauvignon Vert *	0.00	0.00	0.00	0.00	0.00	0.00	0.00	0.00	0.00	0.00
Semillon	1,349.87	937.85	1,859.92	2,352.34	0.00	795.99	1,261.10	492.46	1,000.00	790.13
St. Emillion *	0.00	0.00	0.00	0.00	0.00	0.00	0.00	2,250.00	1,500.00	0.00
Symphony	0.00	0.00	0.00	0.00	142.43	0.00	0.00	0.00	0.00	400.00
Tocai Friulano	1,174.03	0.00	3,391.23	0.00	0.00	0.00	1,322.18	1,598.30	0.00	0.00
Torrontes	0.00	0.00	0.00	0.00	0.00	0.00	0.00	0.00	0.00	0.00
Triplett Blanc	0.00	0.00	0.00	0.00	0.00	0.00	0.00	0.00	0.00	0.00
Verdelho	0.00	0.00	0.00	0.00	0.00	0.00	0.00	1,500.00	0.00	1,000.00
Vernaccia	0.00	0.00	1,980.71	0.00	0.00	0.00	0.00	0.00	0.00	0.00
Viognier	1,195.44	1,263.25	2,255.76	2,269.24	712.21	606.04	1,768.81	1,602.11	381.41	1,341.24

TABLE 6: WEIGHTED AVERAGE GROWER RETURNS PER TON DELIVERED BASIS PURCHASED FOR WINE, CONCENTRATE, JUICE, VINEGAR, AND BEVERAGE BRANDY BY CALIFORNIA PROCESSORS FROM THE 2007 CROP BY TYPE, VARIETY, AND REPORTING DISTRICT WHERE GROWN, WITH COMPARISONS

Type and Variety	11	12	13	14	15	16	17	2007 State Total	2006 State Total
	Dollars								
RAISIN GRAPES:									
Diamond Muscat	0.00	0.00	150.00	0.00	0.00	0.00	0.00	150.00	600.00
Dovine	0.00	0.00	162.41	0.00	0.00	0.00	0.00	162.41	158.53
Fiesta	0.00	0.00	152.80	0.00	0.00	0.00	0.00	152.80	150.68
Selma Pete	0.00	0.00	170.93	0.00	0.00	0.00	0.00	170.93	175.00
Thompson Seedless	0.00	150.13	156.21	147.38	0.00	0.00	0.00	155.36	153.97
Total Raisin	0.00	150.13	155.77	147.38	0.00	0.00	0.00	155.07	153.79
TABLE GRAPES:									
Autumn Royal	0.00	0.00	0.00	132.60	0.00	0.00	0.00	132.60	131.25
Black Monukka	0.00	0.00	150.00	0.00	0.00	0.00	0.00	150.00	0.00
Calmeria	0.00	0.00	0.00	133.90	0.00	0.00	0.00	133.90	125.62
Christmas Rose	0.00	0.00	0.00	133.25	0.00	0.00	0.00	133.25	131.25
Crimson Seedless *	0.00	0.00	0.00	135.20	0.00	0.00	0.00	135.20	137.49
Emerald Seedless *	0.00	0.00	0.00	134.55	0.00	0.00	0.00	134.55	132.50
Emperor	0.00	0.00	0.00	134.55	0.00	0.00	0.00	134.55	0.00
Flame Seedless *	0.00	0.00	147.24	148.99	0.00	0.00	0.00	148.85	142.79
Flame Tokay	125.00	0.00	0.00	141.05	0.00	0.00	0.00	125.77	152.04
Italia *	0.00	0.00	0.00	140.43	0.00	0.00	0.00	140.43	136.98
Malaga *	0.00	0.00	150.74	0.00	0.00	0.00	0.00	150.74	130.51
Marroo Seedless	0.00	0.00	0.00	0.00	0.00	0.00	0.00	0.00	126.50
Perlette	0.00	0.00	0.00	149.50	0.00	0.00	0.00	149.50	140.62
Princess *	0.00	0.00	0.00	148.20	0.00	0.00	0.00	157.66	135.62
Red Globe *	0.00	0.00	0.00	132.42	0.00	0.00	0.00	132.42	129.49
Ribier	0.00	0.00	143.00	0.00	0.00	0.00	0.00	143.00	124.37
Ruby Seedless *	0.00	0.00	149.11	142.06	0.00	0.00	0.00	146.85	141.81
Summer Muscat	0.00	0.00	150.00	0.00	0.00	0.00	0.00	150.00	600.00
Other Table 1/	0.00	0.00	400.00	131.71	0.00	0.00	0.00	154.48	132.14
Total Table	125.00	0.00	149.75	136.93	0.00	0.00	0.00	141.43	137.17
WINE GRAPES (WHITE):									
Arneis	0.00	0.00	0.00	0.00	0.00	0.00	0.00	1,637.14	1,524.63
Burger *	199.91	162.08	175.00	183.84	0.00	0.00	0.00	176.14	176.81
Chardonnay *	393.98	305.94	287.35	291.80	1,000.00	1,233.62	512.56	721.21	752.01
Chenin Blanc	260.11	243.12	184.06	171.39	0.00	600.00	378.38	223.38	221.41
Cortese	0.00	0.00	0.00	0.00	0.00	0.00	0.00	1,000.00	0.00
Emerald Riesling	365.00	0.00	0.00	292.29	0.00	0.00	0.00	296.01	298.53
Flora	0.00	0.00	0.00	0.00	0.00	0.00	0.00	1,987.68	1,968.07
French Colombard	199.71	195.91	179.84	197.13	0.00	0.00	0.00	185.04	189.91
Gewurztraminer	433.86	450.00	0.00	0.00	0.00	850.00	594.30	860.37	952.78
Gray Riesling *	0.00	0.00	0.00	0.00	0.00	0.00	0.00	1,146.56	1,164.72
Grenache Blanc	0.00	0.00	0.00	0.00	0.00	0.00	1,200.00	1,662.85	1,664.82
Malvasia Bianca *	248.12	256.06	352.62	239.07	0.00	0.00	0.00	300.62	323.17
Marsanne	849.41	0.00	0.00	0.00	0.00	0.00	800.00	1,391.94	1,274.61
Melon	0.00	0.00	0.00	0.00	0.00	0.00	0.00	1,887.73	1,926.47
Montonico	0.00	0.00	0.00	0.00	0.00	0.00	0.00	400.00	400.00
Moscato Gaillo *	300.00	0.00	0.00	0.00	0.00	0.00	0.00	415.32	868.75
Muscato Blanc *	598.65	437.90	404.14	400.00	1,000.00	1,195.75	588.00	610.26	589.39
Muscato Orange	348.36	384.90	455.46	0.00	0.00	1,000.00	629.08	478.46	634.01
Muscato of Alexandria	200.00	0.00	241.52	239.86	0.00	0.00	0.00	241.19	265.75
Palomino *	200.00	0.00	170.70	0.00	300.00	0.00	0.00	182.69	174.56
Pinot Blanc	0.00	0.00	0.00	0.00	0.00	0.00	0.00	1,284.72	1,354.23
Pinot Gris *	518.89	429.62	361.36	400.77	0.00	1,361.50	604.37	587.92	600.50
Ribolla Gialla *	0.00	0.00	0.00	0.00	0.00	0.00	0.00	2,250.00	2,250.00
Roussanne	826.57	0.00	0.00	0.00	0.00	1,366.87	0.00	1,735.13	1,804.21
Sauvignon Blanc	403.69	299.76	312.02	341.98	1,000.00	1,271.89	474.38	684.64	722.09
Sauvignon Musque	600.00	0.00	0.00	0.00	0.00	0.00	0.00	1,077.35	1,538.68
Sauvignon Vert *	0.00	0.00	0.00	0.00	0.00	0.00	0.00	0.00	1,580.00
Semillon	284.99	0.00	266.13	0.00	1,000.00	1,187.53	350.31	497.02	546.46
St. Emilion *	0.00	0.00	175.00	0.00	0.00	0.00	0.00	628.99	357.63
Symphony	323.31	265.84	304.64	325.00	200.00	0.00	370.84	316.32	338.30
Tocai Friulano	150.00	0.00	0.00	0.00	0.00	0.00	0.00	719.97	1,543.41
Torrontes	856.76	0.00	0.00	0.00	0.00	0.00	0.00	856.76	1,100.00
Triplett Blanc	0.00	0.00	171.56	250.00	0.00	0.00	0.00	174.16	175.00
Verdelho	681.19	0.00	0.00	0.00	0.00	0.00	0.00	701.35	923.23
Vernaccia	0.00	0.00	0.00	0.00	0.00	0.00	0.00	1,980.71	2,569.95
Viognier	560.83	320.35	507.25	0.00	0.00	1,296.77	615.06	754.88	840.80

**TABLE 7: TONS OF GRAPES PURCHASED BY CALIFORNIA WINERIES AS DISTILLING MATERIAL
OTHER THAN BEVERAGE BRANDY FROM THE 2007 CROP BY TYPE AND VARIETY, WITH COMPARISONS**

Type and Variety	Distilling Material Purchased		Average Degrees Brix Distilling		Average Price Per Ton	
	2007	2006	2007	2006	2007	2006
	Tons		Degrees Brix		Dollars	
WINE GRAPES (WHITE):						
Chardonnay *	0.0	210.5	0.0	25.3	0.00	113.85
French Colombard	0.0	22.2	0.0	20.7	0.00	93.15
Muscat of Alexandria	0.0	23.8	0.0	21.2	0.00	95.40
Total White	0.0	256.5	0.0	24.5	0.00	110.35
WINE GRAPES (RED):						
Barbera	0.0	732.4	0.0	21.0	0.00	94.50
Cabernet Sauvignon	12.7	92.8	24.4	24.5	100.34	110.25
Merlot	23.8	0.0	28.6	0.0	85.80	0.00
Ruby Cabernet	23.7	0.0	24.5	0.0	73.50	0.00
Zinfandel	7.7	14.0	20.7	22.8	103.50	125.40
Total Red	67.9	839.2	25.5	21.4	86.23	96.76
TOTAL WINE	67.9	1,095.7	25.5	22.1	86.23	99.94
TOTAL ALL VARIETIES	67.9	1,095.7	25.5	22.1	86.23	99.94

* Synonyms for variety names are shown on Page 5.

TABLE 8: BASE PRICE PAID TO GROWERS FOR GRAPES CRUSHED AND DELIVERED TO CALIFORNIA PROCESSORS FROM THE 2007 CROP WITH BRIX FACTORS AND PURCHASED TONNAGE, BY TYPE, VARIETY, REPORTING DISTRICT WHERE GROWN, AND WEIGHTED AVERAGE BASE PRICE.

District, Type, and Variety	Base Price Per Ton	Brix Factors	Tons	District, Type, and Variety	Base Price Per Ton	Brix Factors	Tons
	Dollars	Code a/			Dollars	Code a/	
DISTRICT 01							
WINE GRAPES (WHITE)							
Arneis	1,000.00	000100	5.7		2,550.00	021200	11.4
	1,500.00	019000	4.3		2,700.00	000100	7.7
					2,800.00	000100	6.7
					2,800.00	024800	5.3
					2,950.00	000100	54.5
					3,000.00	021200	9.7
					3,500.00	000100	10.5
					4,000.00	000100	10.9
Wtd. Avg. Base & Total Tons	1,215.00		10.0		4,200.00	000100	8.5
Chardonnay *	500.00	000100	3.8	Wtd. Avg. Base & Total Tons	1,063.01		13,958.7
	600.00	000100	53.6				
	650.00	000100	29.4	Chenin Blanc	450.00	000100	535.5
	750.00	000100	535.8		500.00	000100	28.5
	800.00	000100	1,660.6		650.00	017400	7.8
	850.00	000100	227.5		700.00	000100	23.1
	850.00	017400	15.4		725.00	000100	10.8
	872.88	000100	922.0		874.00	000100	28.2
	900.00	000100	123.6		1,000.00	000100	12.3
	900.00	017400	4.1	Wtd. Avg. Base & Total Tons	497.12		646.2
	900.00	020800	102.3				
	900.00	024500	46.2	Cortese	1,000.00	000100	2.5
	925.00	000100	110.0				
	950.00	000100	795.0	Wtd. Avg. Base & Total Tons	1,000.00		2.5
	950.00	017400	1.5				
	950.00	024500	141.4	French Colombard	350.00	017400	5.7
	987.73	000100	464.6		700.00	000100	15.7
	1,000.00	000100	889.1		750.00	013600	36.4
	1,000.00	003600	3.0		757.50	013600	28.6
	1,000.00	017400	46.3		800.00	000100	57.1
	1,000.00	019000	133.0		800.00	017000	10.1
	1,000.00	020800	310.0		950.00	000100	39.1
	1,000.00	024500	57.7	Wtd. Avg. Base & Total Tons	793.23		192.7
	1,037.00	024500	47.7				
	1,040.00	020600	111.5	Gewurztraminer	800.00	000100	175.2
	1,050.00	000100	240.5		900.00	000100	16.5
	1,050.00	019000	326.7		1,050.00	000100	238.3
	1,071.72	000100	257.2		1,100.00	017200	51.6
	1,071.72	020800	336.4		1,100.00	017400	5.9
	1,071.73	000100	1,101.2		1,185.00	000100	130.8
	1,071.73	059692	15.4		1,200.00	000100	22.8
	1,075.00	000100	185.6		1,300.00	000100	31.9
	1,090.00	000100	39.6		1,500.00	013200	3.0
	1,100.00	000100	523.4		1,650.00	000100	10.3
	1,100.00	007900	40.0		1,714.56	000100	22.1
	1,100.00	013100	19.8		1,800.00	000100	21.1
	1,100.00	017400	45.5		1,800.00	020800	5.4
	1,100.00	024500	319.3		1,950.00	000100	8.9
	1,100.00	045265	198.2		2,000.00	000100	10.2
	1,135.00	000100	31.1		2,000.00	017400	3.1
	1,140.00	000100	39.6		2,000.00	019100	35.3
	1,150.00	064045	263.7		2,350.00	022000	3.2
	1,150.00	064240	130.6	Wtd. Avg. Base & Total Tons	1,158.20		795.6
	1,156.14	000100	43.1				
	1,178.90	000100	107.4	Marsanne	1,000.00	000100	9.9
	1,200.00	000100	136.9		4,000.00	011400	2.2
	1,200.00	024800	30.1	Wtd. Avg. Base & Total Tons	1,545.45		12.1
	1,235.86	000100	225.3				
	1,237.20	020800	1,203.6	Muscat Blanc *	300.00	017400	0.3
	1,250.00	000100	20.6		1,200.00	000100	88.1
	1,275.00	000100	179.4		1,622.60	000100	9.2
	1,318.65	000100	142.3		1,800.00	000100	0.7
	1,392.86	007900	33.3	Wtd. Avg. Base & Total Tons	1,241.08		98.3
	1,396.65	000100	24.0				
	1,397.00	000100	174.3	Muscat Orange	1,200.00	000100	13.4
	1,400.00	000100	38.8		1,500.00	000100	5.5
	1,500.00	000100	32.0		2,250.00	000100	0.5
	1,600.00	000100	49.2		2,250.00	001400	1.0
	1,600.00	007900	72.0	Wtd. Avg. Base & Total Tons	1,358.09		20.4
	1,700.00	000100	148.0				
	1,700.00	017200	27.0	Palomino *	200.00	014100	0.2
	1,722.24	000100	95.2	Wtd. Avg. Base & Total Tons	200.00		0.2
	1,725.98	000100	8.8				
	2,000.00	000100	32.2				
	2,200.00	000100	48.5				
	2,235.52	000100	6.2				
	2,250.00	000100	0.3				
	2,450.00	000100	2.8				
	2,500.00	014500	3.3				

TABLE 8: BASE PRICE PAID TO GROWERS FOR GRAPES CRUSHED AND DELIVERED TO CALIFORNIA PROCESSORS FROM THE 2007 CROP WITH BRIX FACTORS AND PURCHASED TONNAGE, BY TYPE, VARIETY, REPORTING DISTRICT WHERE GROWN, AND WEIGHTED AVERAGE BASE PRICE.

District, Type, and Variety	Base Price Per Ton	Brix Factors	Tons
	Dollars	Code a/	

District, Type, and Variety	Base Price Per Ton	Brix Factors	Tons
	Dollars	Code a/	

DISTRICT 01 (Cont'd.)

Pinot Blanc	850.00	013100	10.0
	1,098.02	020800	28.9
	1,800.00	019100	4.0
	2,000.00	000100	1.1
Wtd. Avg. Base & Total Tons	1,128.02		44.0
Pinot Gris *	900.00	000100	34.6
	1,000.00	000100	143.6
	1,071.00	000100	6.9
	1,319.84	000100	8.1
	1,350.00	000100	1.6
	1,400.00	000100	6.9
	1,400.00	020600	2.2
	1,470.00	007900	24.0
	1,500.00	024800	4.2
	1,650.00	000100	5.8
	1,700.00	000100	7.9
	1,716.98	000100	7.0
	1,800.00	000100	18.0
	1,800.00	003200	2.7
	1,800.00	019100	14.6
	1,850.00	019100	11.5
	2,000.00	000100	2.2
	2,000.00	019100	4.8
Wtd. Avg. Base & Total Tons	1,249.62		306.6
Roussanne	800.00	020800	10.2
	1,100.00	000100	11.0
	4,000.00	011400	3.5
Wtd. Avg. Base & Total Tons	1,387.04		24.7
Sauvignon Blanc	500.00	000100	31.6
	700.00	000100	84.3
	750.00	000100	45.7
	800.00	000100	49.8
	800.00	020800	2.6
	822.47	000100	78.3
	850.00	000100	235.6
	850.00	017400	10.6
	875.00	000100	287.9
	900.00	000100	40.4
	900.00	017400	39.2
	950.00	000100	97.1
	950.00	017300	61.9
	961.10	000100	102.9
	975.00	000100	58.7
	975.00	020800	161.6
	1,000.00	000100	214.2
	1,000.00	013600	20.1
	1,000.00	015700	14.9
	1,000.00	017000	9.2
	1,000.00	017200	7.0
	1,000.00	017300	21.7
	1,050.00	000100	30.4
	1,057.21	000100	50.1
	1,069.50	017300	31.7
	1,090.03	000100	145.5
	1,100.00	000100	131.3
	1,100.00	017300	19.7
	1,100.00	017400	42.9
	1,186.60	000100	159.9
	1,199.60	000100	112.3
	1,200.00	000100	8.3
	1,200.00	017300	24.4
	1,204.00	000100	40.5
	1,205.00	000100	28.2
	1,250.00	018700	39.2
	1,300.00	000100	5.9
	1,331.65	017000	38.9
	1,350.00	000100	4.6
	1,385.12	000100	18.3
	1,400.00	000100	27.4
	1,400.00	013600	5.4
	1,445.00	000100	47.9
	1,479.00	000100	3.0

	1,500.00	000100	44.7
	1,500.00	024800	7.5
	1,750.00	000100	23.4
	1,850.00	019000	6.5
Wtd. Avg. Base & Total Tons	1,019.78		2,773.2
Sauvignon Musque	950.00	024300	13.4
Wtd. Avg. Base & Total Tons	950.00		13.4
Semillon	850.00	000100	10.6
	1,000.00	000100	21.9
	1,100.00	013600	12.8
	1,382.00	000100	2.2
	1,500.00	000100	1.3
	2,050.00	000100	22.7
Wtd. Avg. Base & Total Tons	1,349.87		71.5
Tocai Friulano	1,000.00	000100	15.2
	1,300.00	020800	21.0
Wtd. Avg. Base & Total Tons	1,174.03		36.2
Viognier	1,000.00	000100	23.8
	1,080.69	000100	32.0
	1,100.00	000100	10.0
	1,100.00	017800	19.8
	1,150.00	000100	90.1
	1,175.00	000100	88.6
	1,200.00	000100	6.5
	1,200.00	021200	41.9
	1,250.00	000100	15.4
	1,300.00	024500	5.3
	1,700.00	020800	0.3
	2,100.00	017400	0.2
	2,250.00	000100	2.4
	2,500.00	000100	1.7
	4,000.00	011300	2.8
	4,000.00	025300	0.9
Wtd. Avg. Base & Total Tons	1,195.44		341.7
White Riesling *	1,200.00	000100	12.8
	1,350.00	000100	1.0
	1,400.00	000100	5.2
	1,500.00	000100	8.0
	1,600.00	000100	58.6
	1,600.00	013600	9.6
	1,600.00	024300	8.3
	1,650.00	000100	14.3
	1,700.00	000100	11.8
	1,800.00	000100	4.1
	2,525.00	000100	10.9
	7,000.00	031650	2.9
Wtd. Avg. Base & Total Tons	1,744.05		147.5
Other White b/	1,500.00	000100	1.3
	2,000.00	000100	0.6
Wtd. Avg. Base & Total Tons	1,657.89		1.9
WINE GRAPES (RED)			
Alicante Bouschet *	1,500.00	000100	3.6
Wtd. Avg. Base & Total Tons	1,500.00		3.6
Barbera	900.00	030680	1.2
	1,000.00	017400	6.4
	1,100.00	000100	45.0
	1,300.00	024500	3.2
	1,400.00	024800	3.0
	1,500.00	000100	2.2
	1,500.00	019300	1.0
	1,500.00	021000	30.0
	1,600.00	000100	10.5
	2,139.00	000100	9.3

TABLE 8: BASE PRICE PAID TO GROWERS FOR GRAPES CRUSHED AND DELIVERED TO CALIFORNIA PROCESSORS FROM THE 2007 CROP WITH BRIX FACTORS AND PURCHASED TONNAGE, BY TYPE, VARIETY, REPORTING DISTRICT WHERE GROWN, AND WEIGHTED AVERAGE BASE PRICE.

District, Type, and Variety	Base Price Per Ton	Brix Factors	Tons	District, Type, and Variety	Base Price Per Ton	Brix Factors	Tons
	Dollars	Code a/			Dollars	Code a/	
DISTRICT 01 (Cont'd.)					2,232.37	000100	81.9
Barbera (Cont'd.)	3,000.00	021000	22.0		2,400.00	000100	14.9
					2,455.61	000100	36.4
					2,500.00	011600	0.8
					2,500.00	025300	1.0
					2,600.00	000100	8.0
					3,000.00	021000	87.5
Wtd. Avg. Base & Total Tons	1,628.05		133.8	Wtd. Avg. Base & Total Tons	1,252.54		6,478.8
Cabernet Franc	259.74	017600	1.5	Carignane	400.00	000100	16.5
	1,300.00	013600	8.0		404.48	000100	68.1
	1,476.37	020800	69.5		450.00	000100	46.8
	3,600.00	011600	0.6		500.00	000100	37.8
	3,600.00	025300	2.4		570.00	000100	5.2
	4,000.00	000100	0.9		600.00	000100	70.4
Wtd. Avg. Base & Total Tons	1,541.58		82.9		600.00	017400	6.0
Cabernet Sauvignon	350.00	000100	36.9		650.00	000100	17.8
	350.00	020800	162.3		650.00	017400	39.5
	500.00	000100	60.8		700.00	000100	57.0
	600.00	000100	34.5		700.00	017400	266.5
	650.00	000100	242.7		741.00	017600	2.6
	700.00	000100	161.0		742.00	000100	7.9
	750.00	021000	3.6		750.00	000100	21.4
	775.00	000100	28.6		751.65	000100	1.5
	800.00	000100	176.5		800.00	000100	137.8
	850.00	000100	137.9		800.00	019000	33.7
	900.00	000100	255.4		800.00	021000	26.5
	900.00	017400	16.0		808.00	000100	1.8
	900.00	019300	8.5		825.00	019000	42.9
	900.00	021000	19.4		900.00	000100	75.3
	950.00	017400	8.4		900.00	022800	23.6
	1,000.00	000100	522.3		937.40	000100	8.0
	1,000.00	017400	37.5		950.00	000100	6.1
	1,000.00	024500	26.4		950.00	019000	16.6
	1,000.00	067480	21.8		1,000.00	000100	6.5
	1,050.00	000100	29.2		1,000.00	019300	9.7
	1,100.00	000100	551.6		1,000.00	021000	199.7
	1,100.00	014500	56.9		1,100.00	000100	15.3
	1,100.00	017400	1.5		1,100.00	017400	3.1
	1,150.00	000100	113.3		1,400.00	000100	3.7
	1,194.34	000100	181.4		1,550.00	000100	2.5
	1,200.00	000100	414.1	Wtd. Avg. Base & Total Tons	759.37		1,277.8
	1,200.00	017400	27.0	Charbono	700.00	000100	8.9
	1,200.00	020800	136.2		800.00	020800	4.3
	1,200.00	021100	2.8		1,500.00	019300	0.8
	1,200.00	024500	17.8	Wtd. Avg. Base & Total Tons	776.43		14.0
	1,200.00	024800	31.0	Cinsaut *	2,000.00	000100	0.7
	1,200.00	026800	40.4	Wtd. Avg. Base & Total Tons	2,000.00		0.7
	1,244.20	000100	90.2	Counoise	3,600.00	011600	0.4
	1,250.00	000100	166.9	Wtd. Avg. Base & Total Tons	3,600.00		0.4
	1,288.14	000100	102.7	Dolcetto	1,300.00	059695	4.9
	1,291.00	000100	27.5		1,500.00	021000	43.1
	1,291.00	017600	5.0		2,140.00	000100	6.8
	1,291.28	000100	157.8		3,000.00	021000	9.1
	1,300.00	000100	169.3	Wtd. Avg. Base & Total Tons	1,766.38		63.9
	1,300.00	013600	10.5	Durif	1,400.00	000100	4.6
	1,300.00	017400	18.3	Wtd. Avg. Base & Total Tons	1,400.00		4.6
	1,300.00	019300	2.0	Gamay (Napa) *	800.00	000100	2.0
	1,338.24	000100	203.4		850.00	000100	16.2
	1,350.00	000100	2.8		1,000.00	000100	0.5
	1,388.13	000100	15.8		1,050.00	000100	10.7
	1,400.00	000100	9.7		1,200.00	000100	21.4
	1,400.00	019200	50.4	Wtd. Avg. Base & Total Tons	1,039.07		50.8
	1,400.00	067985	88.1	Grenache *	200.00	021500	0.7
	1,416.95	000100	80.0		800.00	000100	2.6
	1,485.58	000100	75.6		800.00	021000	11.3
	1,500.00	000100	229.0				
	1,500.00	019300	5.3				
	1,600.00	000100	349.1				
	1,700.00	000100	44.5				
	1,700.00	017200	2.4				
	1,706.91	020800	398.9				
	1,750.00	024800	2.6				
	1,779.00	000100	173.0				
	1,800.00	000100	6.0				
	1,800.00	021000	8.2				
	2,000.00	000100	11.0				
	2,000.00	019000	2.2				
	2,080.71	000100	56.3				
	2,100.00	000100	20.0				
	2,232.00	000100	100.1				

TABLE 8: BASE PRICE PAID TO GROWERS FOR GRAPES CRUSHED AND DELIVERED TO CALIFORNIA PROCESSORS FROM THE 2007 CROP WITH BRIX FACTORS AND PURCHASED TONNAGE, BY TYPE, VARIETY, REPORTING DISTRICT WHERE GROWN, AND WEIGHTED AVERAGE BASE PRICE.

District, Type, and Variety	Base Price Per Ton	Brix Factors	Tons	District, Type, and Variety	Base Price Per Ton	Brix Factors	Tons
	Dollars	Code a/			Dollars	Code a/	
DISTRICT 01 (Cont'd.)							
Grenache * (Cont'd.)	850.00	017800	10.2		1,352.00	000100	81.4
	900.00	000100	3.6		1,358.00	000100	137.5
	950.00	000100	14.2		1,364.67	000100	4.3
	1,000.00	000100	10.9		1,400.00	000100	130.5
	1,000.00	017400	15.3		1,450.00	000100	10.0
	1,100.00	017200	2.4		1,471.54	000100	48.4
	1,200.00	000100	28.9		1,500.00	000100	60.2
	1,350.00	024500	1.5		1,511.98	000100	74.4
	1,400.00	024500	7.2		1,512.00	000100	31.7
	1,500.00	019300	2.2		1,639.57	000100	376.7
	1,600.00	000100	14.3		1,700.00	025400	22.6
	1,650.00	000100	8.7		1,800.00	000100	1.8
	1,650.00	021000	5.6		2,000.00	027500	3.8
	1,682.91	020800	13.5		3,000.00	020800	12.1
	1,750.00	000100	11.6		3,600.00	000100	13.4
	1,800.00	000100	2.1		3,600.00	025300	5.7
	2,000.00	000100	1.6		4,000.00	011600	3.4
	2,000.00	028100	7.0	Wtd. Avg. Base & Total Tons	991.84		4,983.7
	2,200.00	000100	4.7	Montepulciano	1,500.00	021000	17.9
	2,300.00	000100	8.2		3,000.00	021000	16.4
	2,500.00	000100	4.7	Wtd. Avg. Base & Total Tons	2,217.20		34.3
	3,000.00	000100	4.6	Nebbiolo	1,500.00	021000	19.6
	3,000.00	021000	13.9	Wtd. Avg. Base & Total Tons	1,500.00		19.6
	3,600.00	011600	1.0	Negroamaro	1,500.00	021000	16.0
Wtd. Avg. Base & Total Tons	1,534.63		212.5	Wtd. Avg. Base & Total Tons	1,500.00		16.0
Malbec	1,200.00	000100	1.1		1,500.00		16.0
	1,300.00	000100	10.4	Wtd. Avg. Base & Total Tons	1,500.00		16.0
	1,300.00	013600	6.4	Nero D'Avola *	1,500.00	021000	5.5
	1,350.00	025100	6.9	Wtd. Avg. Base & Total Tons	1,500.00		5.5
	1,800.00	021000	1.5	Petit Verdot	259.74	017800	2.4
	3,000.00	020800	4.0		1,000.00	000100	1.0
Wtd. Avg. Base & Total Tons	1,556.93		30.3		1,250.00	020800	2.0
Mataro *	1,750.00	000100	1.4		1,300.00	013600	2.5
	2,000.00	000100	3.3		1,399.18	000100	40.4
	3,600.00	011600	0.4		1,650.00	000100	11.8
Wtd. Avg. Base & Total Tons	2,056.86		5.1		1,750.00	000100	11.0
Merlot	300.00	000100	28.9		1,800.00	000100	4.8
	300.00	020800	857.2		1,800.00	027600	2.3
	350.00	000100	24.9		1,900.00	021000	1.5
	500.00	000100	299.1		1,998.00	000100	2.1
	500.00	020800	88.1		2,000.00	000100	1.0
	600.00	000100	36.5		2,125.75	000100	3.0
	650.00	017400	4.5		3,600.00	025300	0.5
	700.00	000100	33.9	Wtd. Avg. Base & Total Tons	1,536.77		86.3
	750.00	017400	30.1	Petite Sirah	800.00	000100	80.7
	800.00	000100	139.2		850.00	000100	26.5
	800.00	024500	45.5		900.00	000100	26.6
	900.00	014500	22.8		950.00	000100	54.8
	900.00	017400	39.4		970.48	000100	20.7
	900.00	024500	78.0		1,000.00	000100	9.6
	924.40	000100	475.6		1,050.00	021000	58.7
	1,000.00	000100	23.7		1,100.00	000100	73.2
	1,000.00	026800	13.6		1,200.00	000100	81.2
	1,020.00	000100	12.9		1,200.00	002600	30.4
	1,050.00	000100	75.6		1,200.00	017400	9.3
	1,081.74	000100	38.4		1,200.00	021000	20.4
	1,100.00	000100	88.5		1,200.00	067985	28.1
	1,100.00	067985	92.5		1,250.00	000100	101.3
	1,174.00	026700	10.7		1,250.00	067965	44.1
	1,174.06	000100	511.2		1,350.00	000100	14.5
	1,174.06	024500	13.0		1,400.00	000100	86.0
	1,175.00	000100	22.5		1,400.00	021000	17.0
	1,200.00	000100	245.6		1,400.00	024500	7.4
	1,200.00	019300	1.5		1,400.00	024800	4.0
	1,200.00	026800	42.1		1,400.00	026800	24.4
	1,200.00	067965	144.2		1,450.00	017400	2.3
	1,200.00	067985	115.8		1,484.00	021000	18.3
	1,203.07	000100	58.7		1,484.05	000100	18.6
	1,229.02	064045	47.8		1,500.00	000100	114.2
	1,300.00	013600	15.5		1,500.00	019300	1.9
	1,323.37	000100	71.4		1,500.00	021000	2.1
	1,325.00	000100	116.9				

TABLE 8: BASE PRICE PAID TO GROWERS FOR GRAPES CRUSHED AND DELIVERED TO CALIFORNIA PROCESSORS FROM THE 2007 CROP WITH BRIX FACTORS AND PURCHASED TONNAGE, BY TYPE, VARIETY, REPORTING DISTRICT WHERE GROWN, AND WEIGHTED AVERAGE BASE PRICE.

District, Type, and Variety	Base Price Per Ton	Brix Factors	Tons	District, Type, and Variety	Base Price Per Ton	Brix Factors	Tons
	Dollars	Code a/			Dollars	Code a/	
DISTRICT 01 (Cont'd.)							
Petite Sirah (Cont'd.)	1,500.00	024500	9.4		2,450.00	000100	13.8
	1,515.00	000100	4.4		2,497.89	000100	19.2
	1,550.00	000100	17.0		2,500.00	000100	4.1
	1,555.00	000100	4.3		2,500.00	017800	18.0
	1,600.00	000100	92.6		2,500.00	022800	2.7
	1,600.00	019000	69.7		2,550.00	000100	13.0
	1,600.00	024500	31.0		2,600.00	000100	53.5
	1,616.00	000100	2.9		2,600.00	022800	83.8
	1,750.00	000100	2.8		2,650.00	021200	3.1
	1,800.00	000100	3.3		2,700.00	000100	27.2
	1,800.00	021000	5.2		2,800.00	000100	35.2
	1,979.00	000100	48.6		2,800.00	020800	4.7
	2,000.00	000100	21.3		2,800.00	022800	1.3
	2,000.00	020900	9.1		2,900.00	000100	5.9
	2,100.00	000100	1.4		2,945.00	000100	16.3
	2,200.00	000100	18.8		2,973.07	014500	7.8
	2,200.00	027800	3.9		3,000.00	000100	57.6
	2,300.00	000100	6.6		3,000.00	021000	8.0
	2,422.30	017200	38.5		3,000.00	022900	11.0
	2,450.00	000100	2.0		3,000.00	024300	6.5
	2,477.00	000100	33.7		3,008.77	000100	28.5
	2,500.00	000100	25.3		3,100.00	000100	7.6
	2,500.00	022800	1.9		3,150.00	000100	22.0
	2,750.00	000100	2.1		3,200.00	000100	47.9
	3,000.00	000100	19.7		3,200.00	017800	4.5
	3,000.00	021000	7.1		3,200.00	019000	6.7
	3,400.00	000100	9.8		3,200.00	024800	6.4
					3,300.00	000100	6.4
					3,400.00	000100	6.1
					3,400.00	014500	14.4
					3,484.85	002600	6.6
Wtd. Avg. Base & Total Tons	1,464.82		1,468.7		3,500.00	000100	48.7
					3,500.00	017800	18.5
Pinot Noir	100.00	000100	1.9		3,500.00	020800	7.4
	450.00	000100	19.1		3,500.00	024800	5.5
	1,000.00	000100	83.4		3,558.80	000100	35.4
	1,100.00	000100	20.9		3,578.00	020800	46.0
	1,100.00	026800	2.5		3,578.00	021000	7.5
	1,200.00	000100	27.2		3,583.00	000100	23.4
	1,250.00	026800	24.1		3,600.00	000100	11.5
	1,332.60	017800	21.0		3,688.00	025100	9.5
	1,400.00	000100	80.8		3,700.00	000100	59.0
	1,400.00	024800	14.0		3,750.00	000100	4.1
	1,461.13	000100	135.1		3,800.00	000100	53.6
	1,500.00	000100	101.7		3,800.00	025100	8.4
	1,500.00	017400	2.5		3,969.00	000100	13.7
	1,550.00	026800	18.3		4,000.00	000100	15.4
	1,600.00	000100	55.0		4,000.00	017800	7.9
	1,700.00	000100	150.7		4,000.00	025300	2.9
	1,750.00	000100	5.3		4,043.95	000100	11.2
	1,750.00	017800	18.7		4,150.00	000100	3.7
	1,750.00	021500	16.7		4,180.00	025100	7.2
	1,776.78	000100	9.0		4,200.00	000100	18.2
	1,785.00	007900	13.7		4,250.00	000100	4.4
	1,800.00	000100	77.9		4,300.00	000100	1.5
	1,800.00	017400	4.8		4,400.00	000100	7.9
	1,800.00	024500	28.2		4,500.00	000100	12.6
	1,800.00	024800	2.9		4,500.00	017800	6.5
	1,900.00	000100	40.9		4,538.40	000100	8.4
	1,900.00	007900	19.7		4,693.53	000100	9.0
	1,945.00	021000	21.9		5,822.14	000100	5.1
	1,998.50	000100	142.0		7,460.11	000100	3.0
	2,000.00	000100	93.3				
	2,000.00	024500	45.2	Wtd. Avg. Base & Total Tons	2,350.66		2,684.0
	2,050.00	000100	37.2				
	2,081.99	000100	48.9	Pinotage	1,683.88	024500	4.8
	2,092.55	000100	12.1				
	2,098.00	000100	17.6	Wtd. Avg. Base & Total Tons	1,683.88		4.8
	2,200.00	000100	20.5				
	2,250.00	000100	16.6	Primitivo	1,000.00	000100	5.1
	2,257.50	000100	39.2		1,200.00	019300	6.1
	2,276.89	000100	22.4		1,222.00	000100	8.1
	2,292.00	000100	36.6		1,800.00	000100	16.4
	2,300.00	000100	10.4				
	2,300.00	017400	1.9	Wtd. Avg. Base & Total Tons	1,452.05		35.7
	2,300.00	022800	2.0				
	2,350.00	000100	1.8	Sangiovese *	1,000.00	000100	10.3
	2,391.80	000100	14.4		1,000.00	021000	17.3
	2,400.00	000100	18.4		1,050.00	000100	25.1
	2,420.00	000100	53.3		1,200.00	017400	29.9
	2,429.00	000100	5.4		1,500.00	000100	2.2

TABLE 8: BASE PRICE PAID TO GROWERS FOR GRAPES CRUSHED AND DELIVERED TO CALIFORNIA PROCESSORS FROM THE 2007 CROP WITH BRIX FACTORS AND PURCHASED TONNAGE, BY TYPE, VARIETY, REPORTING DISTRICT WHERE GROWN, AND WEIGHTED AVERAGE BASE PRICE.

District, Type, and Variety	Base Price Per Ton	Brix Factors	Tons
	Dollars	Code a/	

District, Type, and Variety	Base Price Per Ton	Brix Factors	Tons
	Dollars	Code a/	

DISTRICT 01 (Cont'd.)

Sangiovese * (Cont'd.)	1,500.00	021000	12.3
	1,600.00	024800	7.0
	1,653.38	000100	6.6
	1,787.00	000100	15.1
	1,800.00	000100	5.0
	1,943.32	000100	30.4
	2,400.00	000100	13.6
	2,400.00	021500	7.2
	3,000.00	021000	14.8
Wtd. Avg. Base & Total Tons	1,641.66		196.8
Souzao	1,500.00	021000	6.7
Wtd. Avg. Base & Total Tons	1,500.00		6.7
Syrah *	200.00	021500	1.3
	300.00	024800	24.7
	350.00	000100	135.0
	500.00	000100	116.6
	800.00	000100	448.7
	800.00	017400	31.3
	800.00	024500	44.1
	850.00	017400	6.6
	900.00	017400	26.4
	900.00	067985	126.0
	1,000.00	000100	78.8
	1,000.00	017400	1.3
	1,000.00	025300	0.5
	1,048.41	000100	65.7
	1,050.00	000100	56.6
	1,200.00	000100	84.7
	1,200.00	017800	51.6
	1,200.00	020800	1.7
	1,200.00	021000	24.6
	1,200.00	024500	143.1
	1,250.00	000100	19.8
	1,300.00	000100	11.2
	1,349.00	000100	20.5
	1,349.91	020800	177.9
	1,389.16	000100	46.9
	1,400.00	000100	28.9
	1,400.00	067985	20.0
	1,500.00	000100	50.9
	1,515.95	000100	10.0
	1,600.00	000100	10.1
	1,600.00	021000	4.6
	1,600.00	022800	5.2
	1,790.00	000100	9.6
	1,800.00	000100	0.8
	1,800.00	020800	20.7
	1,900.00	025400	5.8
	1,980.00	000100	3.7
	2,000.00	000100	10.3
	2,100.00	000100	12.7
	2,106.00	000100	3.6
	2,200.00	000100	13.3
	2,249.00	000100	31.7
	2,250.00	024800	2.0
	2,250.78	000100	54.3
	2,300.00	000100	40.2
	2,400.00	000100	3.7
	2,400.00	020800	2.9
	2,500.00	000100	6.3
	2,500.00	017200	6.8
	2,500.00	020800	3.3
	2,500.00	024800	2.5
	2,700.00	000100	18.4
	2,750.00	000100	1.5
	2,822.00	000100	14.5
	3,000.00	000100	11.2
	3,000.00	021000	68.4
	3,150.00	019100	4.5
	3,200.00	000100	2.0
	3,200.00	017800	6.9
	3,200.00	021500	3.6
	3,500.00	017800	11.0
	4,000.00	017800	25.1

	4,700.00	025300	9.8
	5,000.00	000100	17.9
	5,000.00	014000	45.2
	5,000.00	014100	6.6
	7,500.00	014000	10.5
Wtd. Avg. Base & Total Tons	1,405.77		2,366.6
Tempranillo *	1,400.00	024500	1.5
Wtd. Avg. Base & Total Tons	1,400.00		1.5
Tinta Barroca	1,400.00	024500	1.2
Wtd. Avg. Base & Total Tons	1,400.00		1.2
Tinta Cao	1,400.00	024500	1.0
Wtd. Avg. Base & Total Tons	1,400.00		1.0
Tinta Francisca	1,400.00	000100	0.3
Wtd. Avg. Base & Total Tons	1,400.00		0.3
Touriga Nacional *	1,400.00	024500	2.3
Wtd. Avg. Base & Total Tons	1,400.00		2.3
Trousseau *	1,800.00	000100	1.7
Wtd. Avg. Base & Total Tons	1,800.00		1.7
Zinfandel	250.00	000100	13.6
	450.00	000100	22.6
	500.00	000100	26.0
	750.00	000100	36.7
	800.00	000100	140.7
	800.00	002600	50.7
	800.00	021000	19.5
	850.00	000100	63.1
	850.00	017400	10.0
	900.00	000100	42.3
	900.00	024400	91.6
	900.00	030370	10.1
	950.00	000100	45.3
	968.22	000100	51.1
	1,000.00	000100	83.2
	1,000.00	013600	2.0
	1,000.00	017400	2.8
	1,000.00	017800	58.7
	1,000.00	019000	160.4
	1,000.00	027600	2.0
	1,010.00	000100	2.1
	1,020.00	022900	5.1
	1,065.05	000100	86.7
	1,100.00	000100	153.9
	1,100.00	017400	10.4
	1,100.00	020800	52.8
	1,100.00	021000	9.6
	1,100.00	024500	204.1
	1,150.00	019000	105.8
	1,200.00	000100	616.5
	1,200.00	017400	24.8
	1,200.00	019300	4.7
	1,200.00	021000	14.1
	1,200.00	024500	170.3
	1,200.00	027600	12.8
	1,200.00	030400	2.0
	1,225.00	000100	9.3
	1,237.25	000100	51.1
	1,250.00	000100	11.3
	1,250.00	019000	9.8
	1,300.00	000100	7.0
	1,300.00	017700	2.8
	1,300.00	024500	1.7
	1,350.00	000100	17.9
	1,350.00	019000	22.9
	1,355.38	000100	7.8
	1,400.00	000100	571.0
	1,400.00	017600	14.8
	1,400.00	020800	14.0

TABLE 8: BASE PRICE PAID TO GROWERS FOR GRAPES CRUSHED AND DELIVERED TO CALIFORNIA PROCESSORS FROM THE 2007 CROP WITH BRIX FACTORS AND PURCHASED TONNAGE, BY TYPE, VARIETY, REPORTING DISTRICT WHERE GROWN, AND WEIGHTED AVERAGE BASE PRICE.

District, Type, and Variety	Base Price Per Ton	Brix Factors	Tons	District, Type, and Variety	Base Price Per Ton	Brix Factors	Tons
	Dollars	Code a/			Dollars	Code a/	
DISTRICT 01 (Cont'd.)							
Zinfandel (Cont'd.)	1,400.00	021500	16.8		731.22	000100	155.2
	1,400.00	024300	8.2		750.00	000100	780.0
	1,400.00	024500	137.6		752.00	000100	384.9
	1,400.00	024800	32.9		800.00	000100	157.0
	1,425.00	019000	19.0		800.00	013400	37.7
	1,450.00	019000	228.1		800.00	013600	66.9
	1,500.00	000100	70.6		800.00	017000	15.4
	1,500.00	014500	46.4		812.47	013400	26.7
	1,500.00	021000	39.6		850.00	000100	1,048.2
	1,500.00	024500	36.8		850.00	014500	45.8
	1,600.00	000100	43.0		850.00	017400	48.0
	1,650.00	000100	5.6		850.00	020800	485.5
	1,700.00	000100	66.2		850.41	020800	23.7
	1,750.00	000100	4.3		880.00	013400	98.9
	1,750.00	017400	1.0		900.00	000100	619.0
	1,764.00	000100	70.5		900.00	020800	948.5
	1,770.00	000100	23.1		925.00	000100	26.7
	1,800.00	000100	38.5		950.00	000100	262.7
	1,800.00	021000	86.9		950.00	020600	38.9
	1,800.00	024500	9.4		960.61	000100	165.2
	1,900.00	000100	12.9		975.00	000100	11.9
	1,900.00	024500	3.8		975.00	017000	171.0
	1,961.10	000100	61.2		1,000.00	000100	296.3
	2,000.00	000100	19.2		1,000.00	017200	2.0
	2,000.00	021000	44.2		1,000.00	018700	24.8
	2,000.00	024500	14.5		1,000.00	021000	3.0
	2,100.00	000100	31.0		1,000.00	021100	40.9
	2,170.00	000100	1.9		1,000.00	022800	44.9
	2,200.00	000100	67.0		1,050.00	000100	204.0
	2,200.00	027800	53.2		1,100.00	000100	74.2
	2,400.00	024500	3.6		1,150.00	000100	49.0
	2,450.00	027800	16.1		1,200.00	000100	141.0
	2,500.00	000100	36.3		1,349.90	000100	54.4
	2,500.00	024800	2.0		1,400.00	000100	9.0
	2,500.00	025400	29.5		1,500.00	000100	9.4
	3,000.00	021000	79.9		1,500.00	019000	1.5
					1,781.17	000100	35.0
Wtd. Avg. Base & Total Tons	1,339.35		4,610.3	Wtd. Avg. Base & Total Tons	880.67		6,837.7
DISTRICT 02							
WINE GRAPES (WHITE)							
Chardonnay *	400.00	000100	157.2	Sauvignon Musque	900.00	020800	32.4
	700.00	000100	26.7		1,050.00	000100	40.2
	750.00	000100	61.5	Wtd. Avg. Base & Total Tons	983.06		72.6
	800.00	000100	56.2	Semillon	850.00	000100	13.3
	880.00	013600	161.2		1,000.00	000100	6.0
	1,072.00	000100	160.2		1,000.00	021200	12.8
	1,092.49	000100	69.5	Wtd. Avg. Base & Total Tons	937.85		32.1
	2,000.00	000100	24.4	Viognier	1,200.00	000100	97.8
	2,050.00	000100	31.4		1,250.00	000100	3.2
	2,100.00	000100	213.9		1,600.00	000100	7.6
	2,200.00	000100	74.4		1,625.00	027800	9.4
	2,500.00	000100	19.0		1,800.00	000100	0.5
Wtd. Avg. Base & Total Tons	1,265.36		1,055.6	Wtd. Avg. Base & Total Tons	1,263.25		118.5
Muscat Blanc *	950.00	020800	6.4	White Riesling *	1,100.00	020600	26.7
	1,000.00	000100	10.6		1,200.00	000100	16.1
	1,100.00	000100	86.1		1,250.00	013400	18.6
	1,125.00	000100	141.9		1,300.00	000100	68.8
	1,300.00	000100	19.7		1,800.00	000100	3.4
	1,500.00	000100	24.6	Wtd. Avg. Base & Total Tons	1,253.74		133.6
Wtd. Avg. Base & Total Tons	1,152.91		289.3	Other White b/	975.00	013400	5.5
Pinot Blanc	1,150.00	024800	22.7		1,250.00	000100	7.0
Wtd. Avg. Base & Total Tons	1,150.00		22.7	Wtd. Avg. Base & Total Tons	1,129.00		12.5
Pinot Gris *	1,000.00	000100	14.8	WINE GRAPES (RED)			
	1,400.00	000100	39.6	Barbera	1,000.00	024800	9.9
Wtd. Avg. Base & Total Tons	1,291.18		54.4		1,200.00	000100	28.3
Sauvignon Blanc	600.00	000100	183.5		1,250.00	000100	13.3
	700.00	000100	47.0		1,900.00	000100	8.0
				Wtd. Avg. Base & Total Tons	1,272.02		59.5

TABLE 8: BASE PRICE PAID TO GROWERS FOR GRAPES CRUSHED AND DELIVERED TO CALIFORNIA PROCESSORS FROM THE 2007 CROP WITH BRIX FACTORS AND PURCHASED TONNAGE, BY TYPE, VARIETY, REPORTING DISTRICT WHERE GROWN, AND WEIGHTED AVERAGE BASE PRICE.

District, Type, and Variety	Base Price Per Ton	Brix Factors	Tons
	Dollars	Code a/	

District, Type, and Variety	Base Price Per Ton	Brix Factors	Tons
	Dollars	Code a/	

DISTRICT 02 (Cont'd.)

Cabernet Franc	1,000.00	000100	6.5
	1,100.00	017400	25.5
	1,111.00	000100	3.1
	1,200.00	000100	9.8
	1,200.00	017400	30.8
	1,400.00	024800	18.2
	1,600.00	027800	9.7
	1,600.00	070655	24.3
	1,700.00	000100	25.2
	1,729.63	000100	106.7
	1,750.00	024800	19.5
	1,875.00	021800	2.5
	1,919.12	000100	166.5
	1,950.00	000100	122.9
	2,071.89	000100	122.8
	2,402.77	000100	25.9
	2,500.00	024500	3.3
Wtd. Avg. Base & Total Tons	1,820.93		723.2
Cabernet Sauvignon	350.00	000100	20.2
	350.00	020800	710.2
	500.00	000100	177.9
	600.00	000100	17.1
	800.00	000100	68.9
	800.00	026700	75.6
	850.00	000100	169.5
	880.00	017200	86.9
	900.00	017400	24.9
	1,000.00	000100	343.0
	1,000.00	013600	38.0
	1,000.00	024500	260.3
	1,000.00	027600	186.9
	1,100.00	000100	57.4
	1,100.00	014500	74.3
	1,150.00	000100	92.4
	1,200.00	000100	268.7
	1,200.00	017400	40.2
	1,200.00	024500	224.2
	1,200.00	027600	550.9
	1,250.00	000100	354.6
	1,333.00	000100	116.0
	1,338.51	000100	213.7
	1,400.00	000100	476.2
	1,445.22	000100	442.3
	1,500.00	000100	5.1
	1,500.00	017200	15.0
	1,500.00	021000	4.2
	1,500.00	021500	5.0
	1,500.00	024800	21.6
	1,550.00	024800	23.0
	1,565.19	000100	210.1
	1,575.00	000100	821.0
	1,600.00	014500	41.7
	1,600.00	020900	72.7
	1,600.00	027800	11.3
	1,600.00	029125	3.5
	1,600.00	070740	50.6
	1,653.46	000100	158.7
	1,698.41	000100	297.0
	1,725.00	028000	24.1
	1,750.00	000100	1,080.6
	1,800.00	000100	58.1
	1,870.00	000100	36.1
	1,875.00	021800	108.6
	1,900.00	000100	20.5
	1,900.00	014500	40.9
	1,900.00	026800	91.3
	2,000.00	000100	5.0
	2,069.24	000100	28.7
	2,100.00	024500	5.5
	2,232.37	000100	32.2
	2,234.88	000100	405.6
	2,343.99	017200	110.3
	2,500.00	024500	6.0
	2,630.06	000100	107.5
	3,413.95	000100	27.3
	3,419.10	000100	22.9

Wtd. Avg. Base & Total Tons	1,377.72		9,042.0
Carmenere	1,000.00	000100	2.5
Wtd. Avg. Base & Total Tons	1,000.00		2.5
Counoise	1,650.00	024800	4.4
Wtd. Avg. Base & Total Tons	1,650.00		4.4
Gamay (Napa) *	900.00	000100	10.8
Wtd. Avg. Base & Total Tons	900.00		10.8
Grenache *	1,325.00	027800	11.0
	1,400.00	000100	9.5
	1,500.00	000100	5.8
	1,650.00	000100	6.6
	1,800.00	000100	8.8
	2,000.00	025300	3.0
	2,500.00	000100	9.9
Wtd. Avg. Base & Total Tons	1,722.62		54.6
Malbec	1,000.00	000100	0.8
	1,250.00	000100	8.3
	1,500.00	024800	6.6
	1,500.00	067985	58.3
	1,600.00	000100	2.1
	1,800.00	000100	5.1
	2,597.40	000100	17.0
	3,300.00	024300	4.1
Wtd. Avg. Base & Total Tons	1,747.32		102.3
Mataro *	1,650.00	000100	3.3
	1,800.00	000100	3.9
	2,000.00	000100	11.8
	2,000.00	021500	3.0
Wtd. Avg. Base & Total Tons	1,912.05		22.0
Merlot	300.00	000100	471.3
	450.00	000100	23.2
	750.00	017400	51.9
	880.00	024800	109.7
	900.00	026800	19.1
	975.00	026800	30.6
	1,000.00	000100	43.6
	1,100.00	000100	4.4
	1,200.00	000100	129.8
	1,200.00	067480	42.4
	1,204.48	000100	94.0
	1,265.31	000100	2.1
	1,308.04	000100	81.3
	1,325.00	067625	36.4
	1,600.00	027800	20.3
	1,700.00	000100	19.8
	2,200.00	027800	45.9
	2,450.00	024500	5.9
Wtd. Avg. Base & Total Tons	845.52		1,231.7
Nebbiolo	500.00	017400	1.5
	1,200.00	000100	2.0
Wtd. Avg. Base & Total Tons	900.00		3.5
Petit Verdot	1,000.00	000100	17.8
	1,500.00	067985	21.5
	1,511.91	000100	26.1
	1,800.00	000100	8.2
	1,800.00	017800	14.1
	1,875.00	021800	2.3
	1,900.00	000100	10.1
	2,000.00	000100	16.1
	2,000.00	017400	0.5
	2,609.92	000100	2.8
Wtd. Avg. Base & Total Tons	1,620.60		119.5

TABLE 8: BASE PRICE PAID TO GROWERS FOR GRAPES CRUSHED AND DELIVERED TO CALIFORNIA PROCESSORS FROM THE 2007 CROP WITH BRIX FACTORS AND PURCHASED TONNAGE, BY TYPE, VARIETY, REPORTING DISTRICT WHERE GROWN, AND WEIGHTED AVERAGE BASE PRICE.

District, Type, and Variety	Base Price Per Ton	Brix Factors	Tons	District, Type, and Variety	Base Price Per Ton	Brix Factors	Tons
	Dollars	Code a/			Dollars	Code a/	
DISTRICT 02 (Cont'd.)							
Petite Sirah	550.00	000100	19.1		3,000.00	000100	20.7
	700.00	000100	19.8	Wtd. Avg. Base & Total Tons	1,222.52		1,074.8
	1,000.00	000100	104.5	Tempranillo *	1,000.00	013600	11.5
	1,000.00	024500	2.0		1,500.00	000100	0.7
	1,000.00	024800	10.3		1,900.00	000100	10.9
	1,200.00	000100	13.3		2,000.00	000100	6.2
	1,200.00	017800	42.6		2,251.65	000100	10.6
	1,250.00	000100	26.0		3,000.00	000100	6.0
	1,300.00	000100	13.1		3,500.00	017400	3.6
	1,300.00	024500	136.1	Wtd. Avg. Base & Total Tons	2,022.78		49.5
	1,300.00	024800	13.0	Tinta Cao	1,000.00	013600	0.9
	1,300.00	027600	23.4	Wtd. Avg. Base & Total Tons	1,000.00		0.9
	1,350.00	000100	122.3	Tinta Madeira	1,000.00	013600	1.0
	1,400.00	000100	56.2	Wtd. Avg. Base & Total Tons	1,000.00		1.0
	1,400.00	027800	5.8	Touriga Nacional *	1,000.00	013600	1.9
	1,400.00	067985	44.9	Wtd. Avg. Base & Total Tons	1,000.00		1.9
	1,444.57	000100	239.9	Zinfandel	500.00	000100	154.1
	1,480.00	000100	18.6		550.00	000100	210.3
	1,500.00	000100	30.4		800.00	024800	30.8
	1,511.91	013600	7.7		850.00	017400	20.1
	1,550.00	000100	184.0		900.00	024500	12.5
	1,600.00	000100	9.5		1,000.00	000100	76.2
	1,600.00	017800	58.4		1,000.00	017400	0.3
	1,700.00	024500	5.0		1,000.00	070740	200.1
	1,800.00	000100	41.4		1,013.69	013600	30.8
	1,875.00	000100	8.9		1,100.00	000100	15.5
	2,000.00	000100	21.5		1,200.00	000100	335.3
	2,200.00	000100	14.2		1,224.12	000100	97.3
	2,471.00	000100	13.8		1,400.00	027800	16.1
	3,000.00	000100	0.8		1,475.00	027800	22.3
	3,800.00	000100	4.8		1,500.00	000100	22.5
Wtd. Avg. Base & Total Tons	1,411.30		1,311.3		1,500.00	024500	10.0
Pinot Noir	2,400.00	021000	2.6		1,500.00	024800	16.1
Wtd. Avg. Base & Total Tons	2,400.00		2.6		1,500.00	064502	18.0
Primitivo	1,150.00	000100	59.1		1,569.37	000100	26.0
	1,200.00	029200	1.4		1,650.00	000100	4.0
	2,471.00	000100	12.4		1,850.00	000100	19.1
	3,000.00	000100	15.2		1,900.00	013600	6.4
Wtd. Avg. Base & Total Tons	1,655.91		88.1		2,000.00	000100	45.1
Souzao	1,000.00	013600	0.9		2,000.00	024500	7.1
Wtd. Avg. Base & Total Tons	1,000.00		0.9		2,051.00	000100	46.4
Syrah *	300.00	000100	43.3		2,300.00	000100	21.6
	499.60	002600	49.9		2,450.00	027800	12.9
	500.00	000100	38.6		2,471.00	000100	36.6
	540.00	000100	78.4		3,000.00	000100	43.4
	750.00	017400	27.4		3,150.00	000100	14.1
	800.00	000100	127.6	Wtd. Avg. Base & Total Tons	1,201.89		1,571.0
	800.00	024800	35.4	Other Red b/	1,000.00	000100	1.5
	875.00	000100	26.8	Wtd. Avg. Base & Total Tons	1,000.00		1.5
	1,000.00	070740	16.5	DISTRICT 03			
	1,200.00	000100	78.6	TABLE GRAPES			
	1,200.00	017600	4.9	Other Table b/	1,800.00	002600	22.9
	1,200.00	025100	5.9		2,000.00	000100	1.0
	1,278.28	000100	16.5		2,400.00	000100	5.5
	1,300.00	000100	31.8		3,827.74	019000	6.8
	1,349.90	000100	185.2	Wtd. Avg. Base & Total Tons	2,277.59		36.2
	1,400.00	027800	20.3	WINE GRAPES (WHITE)			
	1,450.00	027800	24.5	Arneis	1,694.41	013400	47.2
	1,500.00	000100	5.3		1,800.00	001900	7.6
	1,500.00	019000	2.3		1,801.43	001900	12.6
	1,600.00	021800	4.0				
	1,600.00	027800	10.2				
	1,625.00	027800	17.7				
	1,625.00	029800	2.3				
	1,650.00	027800	40.1				
	1,800.00	000100	20.0				
	1,804.00	000100	27.3				
	2,241.60	000100	20.0				
	2,300.00	000100	90.4				
	2,400.00	000100	2.9				

TABLE 8: BASE PRICE PAID TO GROWERS FOR GRAPES CRUSHED AND DELIVERED TO CALIFORNIA PROCESSORS FROM THE 2007 CROP WITH BRIX FACTORS AND PURCHASED TONNAGE, BY TYPE, VARIETY, REPORTING DISTRICT WHERE GROWN, AND WEIGHTED AVERAGE BASE PRICE.

District, Type, and Variety	Base Price Per Ton	Brix Factors	Tons
	Dollars	Code a/	

District, Type, and Variety	Base Price Per Ton	Brix Factors	Tons
	Dollars	Code a/	

DISTRICT 03 (Cont'd.)

Arneis (Cont'd.)			
Wtd. Avg. Base & Total Tons	1,726.32		67.4
Chardonnay *			
	1,050.00	000100	15.5
	1,100.00	000100	36.0
	1,100.00	017100	4.0
	1,130.89	000100	19.1
	1,180.70	000100	55.3
	1,188.80	000100	55.7
	1,200.00	000100	76.2
	1,200.00	013400	2.2
	1,200.00	019100	127.2
	1,200.00	020800	4.1
	1,252.94	000100	10.2
	1,300.00	000100	1,191.0
	1,300.00	014500	9.4
	1,350.00	000100	528.1
	1,400.00	000100	1,059.6
	1,400.00	007900	37.9
	1,400.00	013400	17.2
	1,400.00	017200	49.0
	1,400.00	022700	76.9
	1,400.00	024500	103.6
	1,425.00	020800	12.3
	1,450.00	000100	10.2
	1,466.68	000100	78.2
	1,495.61	000100	16.8
	1,500.00	000100	1,619.4
	1,500.00	013800	5.7
	1,500.00	019100	3.6
	1,500.00	024500	60.2
	1,525.00	000100	20.5
	1,526.00	000100	1,035.4
	1,538.36	019000	17.1
	1,538.36	019200	6.2
	1,541.25	019000	16.1
	1,550.00	000100	709.2
	1,550.00	019200	83.4
	1,550.00	022800	35.3
	1,550.02	000100	86.9
	1,584.00	000100	119.3
	1,600.00	000100	249.3
	1,600.00	016100	130.7
	1,600.00	017200	45.9
	1,600.00	019100	320.6
	1,600.00	019200	7.8
	1,600.00	020900	879.3
	1,600.00	024500	13.9
	1,625.00	000100	44.2
	1,625.00	020800	75.1
	1,625.00	022800	45.5
	1,625.00	060200	116.9
	1,639.24	000100	47.0
	1,646.70	000100	258.4
	1,650.00	000100	334.5
	1,650.00	024500	180.1
	1,650.00	024800	76.7
	1,651.44	000100	46.9
	1,658.00	000100	596.1
	1,675.00	000100	38.8
	1,675.00	022800	196.8
	1,679.52	000100	601.7
	1,685.00	000100	267.9
	1,687.25	000100	120.6
	1,688.95	000100	45.6
	1,694.72	000100	46.0
	1,700.00	000100	675.3
	1,700.00	009000	19.7
	1,700.00	017200	57.3
	1,700.00	019100	25.1
	1,700.00	022800	55.8
	1,700.00	024300	187.9
	1,700.00	024500	772.7
	1,703.25	019000	54.0
	1,710.00	000100	52.1
	1,721.56	017000	21.6
	1,722.00	000100	85.1
	1,722.00	022800	19.5

	1,722.24	000100	2,710.4
	1,722.24	013600	14.9
	1,722.24	019200	2.5
	1,722.24	020800	38.0
	1,722.24	021000	223.1
	1,725.00	000100	39.2
	1,725.00	022800	93.2
	1,725.00	024500	35.3
	1,725.51	000100	90.0
	1,725.64	017200	59.6
	1,725.85	000100	63.2
	1,725.85	009000	53.9
	1,725.85	013800	101.1
	1,725.98	000100	107.3
	1,726.00	000100	75.1
	1,726.00	002300	20.5
	1,726.00	019100	16.8
	1,728.00	000100	62.4
	1,728.98	000100	33.7
	1,734.00	000100	79.5
	1,739.46	000100	104.5
	1,750.00	000100	253.5
	1,750.00	007900	10.2
	1,750.00	017100	522.4
	1,750.00	019000	37.8
	1,750.00	019100	6.1
	1,750.00	021000	28.7
	1,750.00	021200	24.8
	1,750.00	024500	913.9
	1,752.34	000100	161.0
	1,772.48	000100	51.2
	1,773.91	000100	5.9
	1,800.00	000100	2,068.3
	1,800.00	001900	6.9
	1,800.00	009000	15.6
	1,800.00	013600	110.9
	1,800.00	019100	19.0
	1,800.00	020800	40.5
	1,800.00	020900	325.1
	1,800.00	024500	307.2
	1,800.00	024800	36.4
	1,800.00	067965	29.9
	1,808.35	000100	796.0
	1,808.36	000100	20.0
	1,811.78	019000	57.8
	1,811.79	000100	18.4
	1,825.00	000100	523.5
	1,825.00	017200	153.7
	1,825.00	024500	778.7
	1,834.07	000100	59.2
	1,834.33	000100	95.0
	1,850.00	000100	286.8
	1,850.00	009000	50.8
	1,850.00	022800	114.1
	1,850.00	024500	72.1
	1,855.06	019400	140.5
	1,855.26	000100	50.5
	1,866.88	000100	19.9
	1,867.00	000100	14.6
	1,873.27	000100	81.9
	1,882.94	000100	578.6
	1,885.75	000100	20.1
	1,890.00	000100	33.0
	1,892.76	017100	494.1
	1,892.76	019000	303.7
	1,894.46	000100	502.9
	1,896.00	000100	20.0
	1,896.00	017200	20.5
	1,898.06	000100	83.7
	1,898.20	020600	32.4
	1,898.44	000100	16.1
	1,898.44	009500	52.7
	1,898.58	000100	154.2
	1,899.00	000100	18.6
	1,900.00	000100	1,160.2
	1,900.00	019300	201.4
	1,900.00	020800	20.9
	1,900.00	023700	24.5
	1,900.00	024500	108.9
	1,900.00	047000	74.7
	1,900.00	056690	63.1

TABLE 8: BASE PRICE PAID TO GROWERS FOR GRAPES CRUSHED AND DELIVERED TO CALIFORNIA PROCESSORS FROM THE 2007 CROP WITH BRIX FACTORS AND PURCHASED TONNAGE, BY TYPE, VARIETY, REPORTING DISTRICT WHERE GROWN, AND WEIGHTED AVERAGE BASE PRICE.

District, Type, and Variety	Base Price Per Ton	Brix Factors	Tons	District, Type, and Variety	Base Price Per Ton	Brix Factors	Tons
	Dollars	Code a/			Dollars	Code a/	
DISTRICT 03 (Cont'd.)					2,300.00	009400	7.4
					2,300.00	020800	2.2
					2,300.00	024500	78.4
Chardonnay * (Cont'd.)	1,906.07	000100	180.7		2,308.05	000100	10.4
	1,915.11	000100	107.8		2,345.24	000100	10.1
	1,939.20	000100	10.3		2,347.23	000100	29.1
	1,942.50	000100	25.6		2,350.00	000100	49.8
	1,944.48	000100	50.5		2,362.50	000100	9.0
	1,950.00	000100	15.2		2,380.00	000100	12.1
	1,950.00	009000	106.3		2,389.91	014500	16.7
	1,950.00	024500	24.1		2,400.00	000100	132.3
	1,950.00	024800	20.0		2,400.00	014500	6.6
	1,963.79	000100	74.5		2,400.00	017200	43.5
	1,970.00	019300	7.6		2,400.00	019500	7.4
	1,980.58	000100	885.9		2,400.00	026800	6.8
	1,984.88	000100	14.5		2,407.65	000100	32.6
	1,985.00	000100	175.8		2,420.50	000100	22.2
	1,997.00	000100	106.4		2,425.00	000100	12.9
	2,000.00	000100	1,645.1		2,425.00	021200	21.1
	2,000.00	013800	78.3		2,459.00	000100	27.9
	2,000.00	014500	21.2		2,466.20	017200	5.2
	2,000.00	017200	23.7		2,481.00	000100	8.4
	2,000.00	017400	3.6		2,500.00	000100	558.7
	2,000.00	019300	1.4		2,500.00	014500	3.7
	2,000.00	019500	4.0		2,500.00	017200	12.0
	2,000.00	020800	20.5		2,500.00	017800	18.0
	2,000.00	021200	5.9		2,500.00	024500	33.7
	2,000.00	022800	22.2		2,500.00	024800	4.3
	2,000.00	024500	21.9		2,500.00	026700	51.9
	2,000.00	025100	1.8		2,500.14	000100	9.2
	2,000.00	026700	12.4		2,550.00	000100	42.8
	2,000.00	028400	0.4		2,550.00	014500	20.5
	2,012.46	000100	38.8		2,562.00	000100	8.8
	2,015.93	000100	43.2		2,600.00	000100	100.7
	2,026.90	000100	82.5		2,600.00	014500	3.9
	2,029.04	000100	63.8		2,600.00	017200	19.8
	2,036.10	025300	7.9		2,600.00	021000	49.6
	2,043.47	000100	74.6		2,600.00	025100	2.6
	2,047.50	000100	19.1		2,646.10	000100	55.1
	2,050.00	000100	65.5		2,650.00	014500	4.9
	2,082.35	000100	49.8		2,665.00	019500	6.2
	2,100.00	000100	569.9		2,671.01	000100	4.1
	2,100.00	013800	50.6		2,712.15	000100	0.6
	2,100.00	017200	5.1		2,723.61	020800	26.4
	2,100.00	021000	5.9		2,745.76	000100	28.3
	2,100.00	022800	43.0		2,750.00	000100	22.6
	2,100.00	024800	19.6		2,781.00	014500	29.3
	2,100.00	026700	24.5		2,800.00	000100	37.5
	2,100.00	026800	15.9		2,800.00	002300	37.7
	2,112.00	000100	12.1		2,800.00	019500	7.8
	2,112.87	000100	174.2		2,800.00	021500	10.3
	2,121.30	000100	32.3		2,824.50	000100	12.7
	2,130.00	000100	347.1		2,832.50	000100	6.7
	2,132.03	000100	7.4		2,850.00	000100	13.9
	2,136.73	000100	7.2		2,872.65	000100	78.0
	2,141.79	000100	44.3		2,884.00	014500	2.4
	2,150.00	000100	6.9		3,000.00	000100	335.0
	2,153.29	022800	37.1		3,000.00	014100	3.3
	2,160.00	000100	18.1		3,000.00	017200	11.3
	2,177.70	000100	39.8		3,000.00	021000	10.8
	2,178.44	000100	23.2		3,000.00	023000	48.9
	2,200.00	000100	1,529.3		3,000.24	000100	6.4
	2,200.00	013800	270.9		3,100.00	023000	2.6
	2,200.00	017200	40.3		3,120.00	017800	21.3
	2,200.00	019100	2.1		3,200.00	000100	17.1
	2,200.00	020800	23.5		3,250.00	000100	19.8
	2,200.00	024500	80.7		3,250.00	019100	3.4
	2,218.00	000100	15.8		3,335.88	000100	33.8
	2,235.52	000100	11.0		3,342.00	021200	3.9
	2,238.91	000100	15.9		3,394.88	000100	27.7
	2,243.80	000100	10.4		3,400.00	014500	4.8
	2,250.00	000100	69.6		3,445.00	024500	31.3
	2,250.00	014500	20.4		3,450.00	019500	4.8
	2,250.00	020800	19.6		3,468.75	009000	11.9
	2,250.00	021000	1.0		3,472.19	000100	15.5
	2,250.00	024500	11.6		3,500.00	000100	84.2
	2,265.00	000100	144.1		3,500.00	014500	39.0
	2,286.33	000100	281.4		3,500.00	017400	1.7
	2,295.30	000100	43.2		3,500.00	020800	18.8
	2,295.55	000100	3.3		3,500.00	023000	6.3
	2,300.00	000100	114.4		3,500.00	024800	1.3

TABLE 8: BASE PRICE PAID TO GROWERS FOR GRAPES CRUSHED AND DELIVERED TO CALIFORNIA PROCESSORS FROM THE 2007 CROP WITH BRIX FACTORS AND PURCHASED TONNAGE, BY TYPE, VARIETY, REPORTING DISTRICT WHERE GROWN, AND WEIGHTED AVERAGE BASE PRICE.

District, Type, and Variety	Base Price Per Ton	Brix Factors	Tons
	Dollars	Code a/	

District, Type, and Variety	Base Price Per Ton	Brix Factors	Tons
	Dollars	Code a/	

DISTRICT 03 (Cont'd.)

Chardonnay * (Cont'd.)	3,587.62	000100	45.6
	3,600.00	017800	1.3
	3,600.00	023000	0.8
	3,625.00	021200	2.6
	3,700.00	000100	8.9
	3,740.00	000100	107.6
	3,750.00	000100	15.2
	3,788.36	000100	19.3
	3,800.00	023000	23.1
	3,850.08	000100	4.9
	3,862.50	014500	3.6
	3,943.89	000100	29.2
	4,000.00	000100	52.6
	4,000.00	017200	9.7
	4,000.00	021000	16.6
	4,000.00	023000	2.8
	4,014.81	000100	15.9
	4,100.00	000100	4.1
	4,200.00	000100	12.3
	4,281.25	017200	62.2
	4,300.00	025100	3.4
	4,333.00	021000	6.9
	4,500.00	000100	16.1
	4,500.00	017200	20.8
	4,500.00	023000	10.0
	4,500.00	025400	1.9
	4,500.59	000100	3.8
	4,969.88	000100	6.6
	5,000.00	000100	2.0
	5,000.00	019500	10.1
	5,088.00	019500	1.5
	5,283.30	000100	12.8
	5,303.00	021200	7.4
	5,500.00	000100	22.2
	5,525.41	000100	13.6
	5,625.57	000100	13.5
	6,000.00	021200	30.9
	6,984.16	000100	9.2
	7,170.72	020800	12.0
Wtd. Avg. Base & Total Tons	1,867.60		42,133.9
Chenin Blanc	525.00	000100	82.4
	725.00	000100	15.3
Wtd. Avg. Base & Total Tons	556.32		97.7
French Colombard	200.00	009100	103.3
	500.00	019000	10.6
	525.00	000100	293.2
	550.00	017000	3.3
	600.00	000100	16.2
Wtd. Avg. Base & Total Tons	448.72		426.6
Gewurztraminer	938.03	000100	9.0
	1,200.00	020800	0.5
	1,250.00	000100	33.0
	1,500.00	000100	10.6
	1,512.00	000100	34.9
	1,527.49	000100	16.1
	1,527.49	017200	13.8
	1,527.49	019000	4.6
	1,530.00	000100	14.3
	1,537.11	000100	5.2
	1,600.00	000100	4.0
	1,627.49	000100	3.3
	1,650.00	000100	9.8
	1,658.00	000100	62.6
	1,750.00	000100	1.5
	1,750.00	020800	6.2
	1,800.00	000100	10.1
	2,000.00	000100	2.6
	2,050.00	000100	9.7
	2,500.00	000100	1.8
	3,500.00	000100	1.7
Wtd. Avg. Base & Total Tons	1,568.56		255.3

Gray Riesling *	1,000.00	024500	40.1
	1,300.00	024500	29.6
	1,600.00	002600	2.2
Wtd. Avg. Base & Total Tons	1,141.86		71.9
Grenache Blanc	2,500.00	000100	0.7
Wtd. Avg. Base & Total Tons	2,500.00		0.7
Malvasia Bianca *	1,500.00	000100	24.5
	1,650.00	000100	14.4
	1,850.00	000100	14.5
	1,850.00	017300	1.1
	2,500.00	000100	0.4
Wtd. Avg. Base & Total Tons	1,646.08		54.9
Marsanne	1,964.00	021000	6.3
	2,000.00	000100	17.1
	2,500.00	017200	0.8
	2,600.00	000100	0.1
	2,600.00	017200	1.0
Wtd. Avg. Base & Total Tons	2,032.93		25.3
Melon	1,887.73	000100	15.8
Wtd. Avg. Base & Total Tons	1,887.73		15.8
Muscat Blanc *	1,500.00	000100	4.0
	1,850.00	000100	18.7
	2,223.00	000100	15.8
	3,500.00	031200	1.0
	3,800.00	000100	1.0
Wtd. Avg. Base & Total Tons	2,049.84		40.5
Muscat Orange	3,800.00	000100	0.4
Wtd. Avg. Base & Total Tons	3,800.00		0.4
Muscat of Alexandria	3,000.00	000100	1.4
Wtd. Avg. Base & Total Tons	3,000.00		1.4
Palomino *	500.00	000100	7.7
Wtd. Avg. Base & Total Tons	500.00		7.7
Pinot Blanc	1,469.83	019000	55.8
	1,500.00	000100	3.3
	1,641.50	000100	116.3
	1,750.00	000100	15.0
	1,887.73	000100	44.7
	1,890.00	021000	4.1
	1,900.00	000100	9.5
	1,900.00	017300	1.2
	2,000.00	000100	2.0
Wtd. Avg. Base & Total Tons	1,669.64		251.9
Pinot Gris *	775.00	000100	43.5
	1,350.00	000100	28.0
	1,400.00	000100	45.5
	1,450.00	017600	16.0
	1,500.00	000100	41.4
	1,607.73	000100	14.6
	1,700.00	017200	38.0
	1,744.86	000100	115.8
	1,745.00	017000	6.2
	1,750.00	000100	1.3
	1,792.06	001900	6.8
	1,794.95	000100	30.9
	1,800.00	000100	72.4
	1,803.35	001900	21.5
	1,832.10	000100	46.6
	1,850.00	000100	32.5
	1,890.00	000100	16.1
	1,900.00	000100	13.9

TABLE 8: BASE PRICE PAID TO GROWERS FOR GRAPES CRUSHED AND DELIVERED TO CALIFORNIA PROCESSORS FROM THE 2007 CROP WITH BRIX FACTORS AND PURCHASED TONNAGE, BY TYPE, VARIETY, REPORTING DISTRICT WHERE GROWN, AND WEIGHTED AVERAGE BASE PRICE.

District, Type, and Variety	Base Price Per Ton	Brix Factors	Tons	District, Type, and Variety	Base Price Per Ton	Brix Factors	Tons	
	Dollars	Code a/			Dollars	Code a/		
DISTRICT 03 (Cont'd.)								
Pinot Gris * (Cont'd.)	1,919.34	000100	88.1		1,545.71	000100	64.8	
	1,919.45	000100	17.5		1,547.02	020800	77.7	
	2,000.00	000100	101.7		1,550.00	000100	85.1	
	2,000.00	010900	6.4		1,550.00	013100	19.3	
	2,000.00	020800	5.8		1,550.00	013600	30.9	
	2,000.00	024500	11.1		1,565.50	000100	73.4	
	2,047.80	017000	24.6		1,571.56	000100	7.0	
	2,050.00	000100	178.4		1,588.71	000100	4.8	
	2,200.00	000100	5.4		1,591.72	000100	245.1	
	2,300.00	000100	7.8		1,593.75	000100	111.6	
	7,438.02	013400	11.4		1,593.75	017400	17.6	
					1,593.83	000100	13.1	
					1,594.00	000100	67.5	
					1,595.00	009500	33.4	
	Wtd. Avg. Base & Total Tons	1,854.95		1,049.2	1,600.00	000100	193.1	
				1,600.00	013600	30.6		
Roussanne	1,970.00	021000	6.9		1,600.00	017200	5.0	
	2,000.00	000100	9.8		1,600.00	017400	16.8	
	2,050.00	000100	4.0		1,600.00	019200	2.9	
	2,200.00	013800	4.1		1,600.00	021000	20.6	
	2,500.00	000100	0.8		1,613.15	019000	49.7	
	2,500.00	017000	0.8		1,625.00	000100	12.1	
	2,600.00	000100	0.4		1,637.32	013600	7.9	
	3,000.00	009520	5.5		1,643.42	000100	3.7	
					1,650.00	019000	99.5	
Wtd. Avg. Base & Total Tons	2,227.65		32.3	1,664.07	000100	271.0		
				1,666.18	000100	9.8		
Sauvignon Blanc	1,000.00	000100	15.6		1,666.19	000100	87.1	
	1,000.00	013400	10.6		1,700.00	000100	47.5	
	1,000.00	027800	8.3		1,700.00	022900	2.7	
	1,100.00	000100	40.1		1,736.42	000100	14.2	
	1,200.00	000100	581.4		1,736.42	013400	125.0	
	1,250.00	000100	51.0		1,743.09	013400	47.7	
	1,288.14	000100	18.8		1,750.00	000100	10.3	
	1,300.00	000100	327.9		1,750.00	013200	6.2	
	1,300.00	013400	4.5		1,750.00	014500	5.0	
	1,300.00	017000	5.7		1,800.00	000100	62.0	
	1,300.00	022800	6.0		1,800.00	017000	42.3	
	1,326.42	000100	91.7		1,800.00	017100	16.4	
	1,364.69	000100	14.3		1,800.00	017400	3.5	
	1,400.00	000100	222.9		1,800.00	019000	7.9	
	1,400.00	017100	3.8		1,800.00	020800	21.5	
	1,400.00	019100	19.7		1,800.00	021000	42.0	
	1,400.00	020800	10.8		1,808.78	000100	7.0	
	1,425.00	000100	4.2		1,814.00	000100	9.5	
	1,429.27	019000	58.5		1,822.00	000100	12.2	
	1,435.22	000100	102.8		1,848.82	000100	22.0	
	1,444.27	013600	4.9		1,850.00	000100	29.0	
	1,446.86	000100	17.6		1,850.00	017200	4.4	
	1,447.02	000100	1,173.9		1,850.00	020800	2.2	
	1,447.02	013400	230.5		1,950.00	000100	58.7	
	1,447.02	013600	18.5		2,000.00	000100	16.0	
	1,447.02	017000	13.8		2,300.00	000100	4.4	
	1,447.02	019300	14.8		2,560.00	000100	24.7	
	1,447.02	020800	64.9					
	1,448.86	000100	62.7		Wtd. Avg. Base & Total Tons	1,487.91		7,101.1
	1,448.94	000100	39.7					
	1,448.94	009500	256.5		Sauvignon Musque	1,450.00	019000	13.1
	1,448.94	013200	3.0			1,600.00	000100	21.3
	1,449.00	000100	8.0			1,637.32	000100	11.1
	1,450.00	000100	319.2			1,637.32	013500	20.8
	1,450.00	009500	173.2			1,637.32	020800	28.9
1,450.00	013100	10.7			1,637.32	021000	31.1	
1,450.00	017100	47.0			1,649.27	000100	20.3	
1,450.00	019200	15.3			1,800.00	000100	9.6	
1,450.00	020800	2.3			1,900.00	000100	5.0	
1,450.00	024500	9.0		Wtd. Avg. Base & Total Tons	1,636.51		161.2	
1,500.00	000100	374.7						
1,500.00	013100	9.3		Semillon	1,000.00	000100	53.7	
1,500.00	013600	8.6			1,000.00	031600	0.6	
1,500.00	013800	4.0			1,200.00	000100	6.0	
1,500.00	016900	9.6			1,300.00	017400	4.6	
1,500.00	020600	10.2			1,450.00	019200	1.3	
1,500.00	022600	83.0			1,500.00	000100	61.3	
1,512.33	000100	58.2			1,500.00	000100	2.3	
1,519.00	000100	43.8			1,500.00	025400	3.0	
1,519.37	000100	40.7			1,600.00	021000	4.7	
1,519.37	019200	37.6			1,814.80	022800	4.8	
1,525.00	000100	25.9			2,049.64	009500	4.2	
1,528.00	000100	6.0			2,050.00	000100	5.1	
					2,050.00	009400	5.1	

TABLE 8: BASE PRICE PAID TO GROWERS FOR GRAPES CRUSHED AND DELIVERED TO CALIFORNIA PROCESSORS FROM THE 2007 CROP WITH BRIX FACTORS AND PURCHASED TONNAGE, BY TYPE, VARIETY, REPORTING DISTRICT WHERE GROWN, AND WEIGHTED AVERAGE BASE PRICE.

District, Type, and Variety	Base Price Per Ton	Brix Factors	Tons
	Dollars	Code a/	

District, Type, and Variety	Base Price Per Ton	Brix Factors	Tons
	Dollars	Code a/	

DISTRICT 03 (Cont'd.)

Semillon (Cont'd.)	2,050.38	000100	11.9
	2,099.04	000100	11.1
	2,100.00	000100	2.2
	2,300.00	000100	4.6
	2,357.94	000100	96.2
	2,450.00	000100	2.8
	2,475.00	000100	9.8
	2,500.00	000100	0.8
	3,824.00	000100	5.8
Wtd. Avg. Base & Total Tons	1,859.92		296.8
Tocai Friulano	1,980.76	028100	20.4
	6,007.00	028100	11.0
Wtd. Avg. Base & Total Tons	3,391.23		31.4
Vernaccia	1,691.58	017000	21.2
	2,319.36	017000	18.1
Wtd. Avg. Base & Total Tons	1,980.71		39.3
Viognier	1,450.00	000100	6.8
	1,600.00	024500	6.8
	1,700.00	000100	9.0
	1,750.00	024500	1.3
	1,800.00	000100	8.7
	1,900.00	000100	29.9
	1,900.00	020800	1.1
	1,980.58	000100	7.4
	2,000.00	000100	5.4
	2,000.00	013600	0.4
	2,050.00	000100	74.3
	2,198.72	000100	25.1
	2,200.00	000100	11.2
	2,206.00	021000	5.4
	2,206.26	000100	18.4
	2,206.26	017800	22.7
	2,207.00	000100	9.1
	2,258.40	000100	17.6
	2,258.40	019000	4.3
	2,300.00	000100	2.4
	2,300.00	017400	11.2
	2,354.00	000100	11.2
	2,354.00	017300	1.1
	2,400.00	000100	2.1
	2,500.00	000100	18.8
	2,500.00	014500	1.2
	2,500.00	017400	9.4
	2,500.00	023000	2.7
	2,500.00	029780	2.3
	2,532.00	017200	4.0
	2,537.00	024500	18.3
	2,597.15	027800	5.6
	2,682.00	021000	19.2
	2,800.00	000100	2.1
	2,809.00	019500	4.8
	2,976.75	027800	9.9
	3,000.00	021000	2.4
	3,000.00	022800	0.3
	3,000.00	025100	2.4
	3,300.00	000100	8.3
	3,750.00	023000	2.6
Wtd. Avg. Base & Total Tons	2,255.76		407.2
White Riesling *	1,164.72	000100	7.4
	1,500.00	000100	13.1
	1,515.00	000100	3.0
	1,750.00	000100	25.6
	2,000.00	000100	17.5
	2,050.00	000100	2.1
	2,310.00	000100	3.3
	2,353.06	000100	12.4
	2,600.00	000100	5.5
	2,706.02	000100	19.5
Wtd. Avg. Base & Total Tons	2,018.17		109.4

Other White b/	600.00	000100	0.9
	1,000.00	013800	1.1
	1,300.00	000100	2.9
	1,500.00	000100	5.8
	1,795.44	000100	7.9
	2,500.00	000100	0.4
Wtd. Avg. Base & Total Tons	1,541.79		19.0

WINE GRAPES (RED)

Aglianico	2,988.68	002600	10.6
	3,000.00	021000	1.6
Wtd. Avg. Base & Total Tons	2,990.16		12.2
Aleatico	2,150.00	000100	11.2
	2,509.32	020800	19.7
Wtd. Avg. Base & Total Tons	2,379.08		30.9
Alicante Bouschet *	1,500.00	000100	3.0
	2,000.00	000100	1.0
	2,904.00	017400	1.2
	3,000.00	024800	1.8
	3,386.00	000100	42.7
	3,386.00	001900	4.6
	3,500.00	000100	0.2
	4,000.00	000100	1.2
Wtd. Avg. Base & Total Tons	3,250.32		55.7
Barbera	2,000.00	000100	11.9
	2,050.00	000100	7.2
	2,250.00	000100	24.0
	2,300.00	000100	5.0
	2,482.14	002600	22.4
	2,800.00	000100	10.1
	5,725.46	024500	22.1
Wtd. Avg. Base & Total Tons	3,062.05		102.7
Cabernet Franc	200.00	009100	141.4
	800.00	000100	12.5
	883.00	000100	33.9
	1,000.00	025300	4.7
	1,200.00	020800	2.2
	1,300.00	020800	1.4
	1,400.00	067985	28.5
	1,450.00	000100	1.9
	1,500.00	000100	30.6
	1,500.00	029125	1.7
	1,550.00	000100	40.6
	1,700.00	000100	59.2
	1,800.00	000100	0.4
	2,000.00	000100	8.0
	2,050.00	000100	2.5
	2,097.19	022800	23.2
	2,100.00	000100	39.9
	2,100.00	004350	4.1
	2,200.00	000100	12.1
	2,200.00	020800	43.8
	2,200.00	024500	43.3
	2,250.00	000100	8.4
	2,300.00	000100	2.1
	2,300.00	017400	7.3
	2,395.00	000100	8.9
	2,395.21	000100	51.7
	2,400.00	000100	21.1
	2,400.00	024500	8.8
	2,402.77	000100	24.5
	2,450.00	000100	0.3
	2,450.00	058155	4.3
	2,480.00	000100	54.1
	2,500.00	000100	27.2
	2,522.90	000100	6.0
	2,522.91	000100	8.9
	2,561.00	024500	0.9
	2,600.00	000100	5.8

TABLE 8: BASE PRICE PAID TO GROWERS FOR GRAPES CRUSHED AND DELIVERED TO CALIFORNIA PROCESSORS FROM THE 2007 CROP WITH BRIX FACTORS AND PURCHASED TONNAGE, BY TYPE, VARIETY, REPORTING DISTRICT WHERE GROWN, AND WEIGHTED AVERAGE BASE PRICE.

District, Type, and Variety	Base Price Per Ton	Brix Factors	Tons	District, Type, and Variety	Base Price Per Ton	Brix Factors	Tons
	Dollars	Code a/			Dollars	Code a/	
DISTRICT 03 (Cont'd.)							
Cabernet Franc (Cont'd.)	2,634.00	021200	1.8		1,750.00	000100	79.9
	2,634.73	000100	42.8		1,790.01	017400	9.5
	2,643.05	000100	23.5		1,800.00	000100	1,438.4
	2,660.00	024500	59.3		1,800.00	013600	12.6
	2,754.00	024500	22.0		1,800.00	017600	9.7
	2,763.19	000100	113.7		1,800.00	019300	3.4
	2,763.19	025400	1.9		1,800.00	022800	6.0
	2,800.00	021200	1.0		1,800.00	024500	6.0
	2,800.00	028100	1.5		1,800.00	025300	282.2
	2,874.25	019100	41.0		1,800.00	026800	53.6
	2,883.00	000100	1.6		1,800.00	027600	8.5
	2,884.00	000100	6.6		1,850.00	000100	388.6
	2,963.00	020800	12.0		1,850.00	020800	3.7
	2,963.00	028100	6.2		1,850.00	022800	121.8
	2,994.00	000100	4.5		1,869.77	000100	186.7
	2,994.01	000100	4.9		1,880.00	019300	33.8
	3,200.00	000100	6.1		1,895.00	024500	2.1
	3,200.00	026900	10.6		1,900.00	000100	290.4
	3,250.00	021000	0.5		1,900.00	020800	6.0
	3,287.83	000100	17.4		1,900.00	021500	6.4
	3,300.00	026900	3.0		1,900.00	023000	71.3
	3,426.35	000100	3.1		1,900.00	023000	30.3
	3,476.85	000100	4.4		1,950.00	000100	31.3
	3,500.00	000100	3.8		1,960.00	000100	382.8
	4,000.00	021500	7.0		1,960.00	025100	6.0
	4,100.00	025400	3.1		1,961.83	000100	1,149.0
	4,117.39	000100	5.2		2,000.00	000100	808.2
	4,226.49	000100	9.0		2,000.00	014000	5.1
	5,500.00	000100	0.3		2,000.00	014500	27.0
	10,000.00	025100	1.5		2,000.00	017200	3.1
					2,000.00	017400	17.7
					2,000.00	019400	17.9
					2,000.00	021000	2.7
					2,000.00	021500	19.8
					2,000.00	024300	1.7
Wtd. Avg. Base & Total Tons	2,111.28		1,195.5		2,000.00	027600	3.5
					2,000.00	067480	49.8
Cabernet Sauvignon	1.00 c/	000100	182.2		2,000.00	000100	44.4
	500.00	021000	3.8		2,049.00	000100	9.4
	500.00	021500	0.4		2,050.00	000100	50.3
	600.00	000100	52.4		2,079.46	000100	36.7
	600.00	021200	25.4		2,080.71	000100	428.9
	600.00	021500	5.3		2,100.00	000100	31.0
	650.00	000100	22.6		2,100.00	019300	62.2
	800.00	000100	40.4		2,100.00	022800	5.0
	850.00	013800	45.1		2,100.00	024300	6.0
	900.00	000100	9.0		2,100.00	065675	6.0
	900.00	024800	42.5		2,100.00	067986	73.5
	1,000.00	000100	232.3		2,125.00	000100	57.4
	1,000.00	017600	19.3		2,140.86	000100	54.1
	1,000.00	019300	1.3		2,156.00	024500	30.9
	1,000.00	021000	0.6		2,175.37	022800	62.0
	1,000.00	029125	8.4		2,200.00	000100	410.6
	1,100.00	000100	38.8		2,200.00	020800	40.8
	1,100.00	021200	51.1		2,200.00	021200	28.6
	1,111.00	000100	26.2		2,200.00	022900	131.4
	1,155.00	000100	85.4		2,200.00	024500	130.3
	1,157.00	000100	75.8		2,200.00	024800	1.5
	1,200.00	000100	494.2		2,200.00	029125	6.0
	1,200.00	017400	3.0		2,231.87	025100	9.1
	1,200.00	017600	1.6		2,232.00	000100	54.6
	1,250.00	026900	10.1		2,232.00	021000	15.5
	1,300.00	000100	71.5		2,232.37	000100	369.9
	1,300.00	021200	13.7		2,232.37	017200	419.2
	1,300.00	021500	8.8		2,232.37	019200	59.3
	1,350.00	000100	53.6		2,232.37	021000	23.2
	1,392.02	000100	126.9		2,232.37	024500	97.2
	1,400.00	000100	57.9		2,241.97	000100	18.3
	1,435.81	000100	8.8		2,246.23	019100	80.4
	1,488.50	000100	11.1		2,250.00	000100	57.5
	1,500.00	000100	262.0		2,251.03	000100	147.4
	1,500.00	017800	3.9		2,265.00	000100	29.6
	1,500.00	022800	57.4		2,265.69	000100	105.3
	1,500.00	067985	94.5		2,265.69	017200	94.1
	1,550.00	000100	27.6		2,265.90	000100	36.1
	1,557.00	024300	7.0		2,266.00	000100	25.3
	1,600.00	000100	181.6		2,266.00	026900	15.2
	1,600.00	020800	2.3		2,267.00	000100	2.6
	1,640.94	000100	34.1		2,267.00	025400	9.3
	1,692.00	000100	38.2		2,267.04	000100	90.7
	1,700.00	000100	355.7		2,267.04	017400	16.3
	1,738.00	000100	23.8				

TABLE 8: BASE PRICE PAID TO GROWERS FOR GRAPES CRUSHED AND DELIVERED TO CALIFORNIA PROCESSORS FROM THE 2007 CROP WITH BRIX FACTORS AND PURCHASED TONNAGE, BY TYPE, VARIETY, REPORTING DISTRICT WHERE GROWN, AND WEIGHTED AVERAGE BASE PRICE.

District, Type, and Variety	Base Price Per Ton	Brix Factors	Tons
	Dollars	Code a/	

District, Type, and Variety	Base Price Per Ton	Brix Factors	Tons
	Dollars	Code a/	

DISTRICT 03 (Cont'd.)

Cabernet Sauvignon (Cont'd.)	2,300.00	000100	59.2
	2,300.00	067965	103.0
	2,324.10	000100	39.2
	2,343.99	000100	737.7
	2,343.99	024500	216.6
	2,344.00	000100	149.5
	2,350.00	000100	76.3
	2,352.00	024500	215.1
	2,365.69	000100	30.7
	2,378.97	024800	1.6
	2,378.98	021500	23.8
	2,395.00	024500	28.0
	2,400.00	000100	150.0
	2,400.00	017800	60.2
	2,400.00	019400	35.0
	2,400.00	020800	4.9
	2,400.00	026800	138.2
	2,415.00	000100	42.5
	2,425.00	000100	273.7
	2,450.00	017400	3.1
	2,455.61	000100	465.7
	2,455.61	013600	23.7
	2,455.61	019300	90.4
	2,461.18	000100	56.6
	2,492.00	024500	15.9
	2,492.26	000100	498.9
	2,492.26	017200	4.8
	2,492.40	024500	37.5
	2,493.74	000100	13.4
	2,494.00	000100	4.8
	2,500.00	000100	453.7
	2,500.00	013800	197.9
	2,500.00	017200	398.3
	2,500.00	017800	41.0
	2,500.00	021000	8.1
	2,500.00	021200	2.1
	2,500.00	022800	43.5
	2,500.00	023100	3.1
	2,500.00	024300	3.5
	2,500.00	024800	8.0
	2,500.00	067998	31.9
	2,511.42	000100	59.5
	2,539.74	000100	9.0
	2,567.23	000100	998.0
	2,567.23	020800	74.0
	2,567.23	025400	9.5
	2,593.75	067998	27.1
	2,600.00	026800	29.6
	2,600.00	067998	21.9
	2,607.00	024500	50.3
	2,613.33	000100	37.8
	2,627.00	024500	56.2
	2,628.60	000100	276.6
	2,631.25	067998	23.0
	2,650.00	000100	4.9
	2,650.00	024500	956.6
	2,678.84	017200	73.5
	2,693.84	000100	87.8
	2,700.00	022800	36.7
	2,700.00	024800	35.9
	2,700.00	025400	1.8
	2,700.00	026800	11.0
	2,718.83	000100	506.4
	2,718.83	017200	242.6
	2,718.83	019100	732.7
	2,720.00	024500	24.8
	2,720.69	000100	22.9
	2,745.00	024500	37.8
	2,784.44	000100	4.2
	2,787.44	000100	16.9
	2,787.44	022700	57.5
	2,791.20	000100	38.2
	2,800.00	000100	38.8
	2,800.00	020800	15.6
	2,800.00	021200	7.8
	2,800.00	025100	7.2
	2,800.00	028000	8.3
	2,800.00	028100	10.4

	2,818.27	022800	27.7
	2,833.80	000100	24.7
	2,833.80	015120	31.4
	2,834.00	000100	22.9
	2,850.00	000100	17.8
	2,867.04	000100	18.0
	2,877.25	000100	2.8
	2,879.79	000100	29.3
	2,882.85	000100	22.8
	2,884.00	000100	23.1
	2,900.00	021000	10.0
	2,945.40	000100	72.0
	2,992.31	002600	7.8
	3,000.00	000100	169.4
	3,000.00	020600	9.4
	3,000.00	021000	83.5
	3,000.00	021200	10.6
	3,000.00	022800	6.5
	3,000.00	024500	123.5
	3,000.00	026900	3.7
	3,009.18	002600	9.8
	3,050.00	000100	6.5
	3,058.68	000100	146.8
	3,081.81	002600	1.1
	3,100.00	000100	11.1
	3,200.00	000100	31.2
	3,214.77	000100	7.4
	3,300.00	026800	69.6
	3,300.00	026900	4.6
	3,360.00	000100	7.4
	3,500.00	000100	23.1
	3,500.00	011400	6.7
	3,500.00	014500	4.8
	3,500.00	017200	372.4
	3,500.00	021000	37.5
	3,500.00	021200	9.2
	3,500.00	022800	10.6
	3,500.00	023100	29.3
	3,500.00	024600	4.7
	3,500.00	025400	9.8
	3,750.00	000100	32.4
	3,800.00	024500	18.3
	3,960.06	026900	23.2
	4,000.00	000100	5.7
	4,000.00	024500	139.4
	4,100.00	000100	59.0
	4,100.00	025400	5.1
	4,200.00	000100	5.5
	4,250.00	000100	30.2
	4,500.00	003100	8.0
	5,000.00	000100	4.4
	5,000.00	014500	17.2
	5,330.00	013600	2.1
	5,500.00	000100	9.3
	5,950.80	000100	38.0
	7,500.00	017400	2.0
	10,000.00	025100	6.0
Wtd. Avg. Base & Total Tons	2,261.66 d/		23,341.4
Carignane	600.00	000100	8.3
	800.00	021500	0.5
	1,000.00	000100	11.1
	1,000.00	021000	7.8
	1,200.00	000100	26.5
	1,200.00	021000	28.0
	1,425.00	024800	1.0
	1,450.00	000100	11.9
	1,500.00	000100	22.5
	1,600.00	000100	6.1
	1,793.50	014000	5.6
	1,800.00	000100	15.3
	1,822.00	021000	1.2
	1,822.44	020800	8.0
	1,875.00	000100	21.3
	1,950.00	001900	28.0
	1,950.00	019000	35.2
	2,000.00	000100	2.7
	2,278.00	000100	12.7
	2,300.00	024500	4.2

TABLE 8: BASE PRICE PAID TO GROWERS FOR GRAPES CRUSHED AND DELIVERED TO CALIFORNIA PROCESSORS FROM THE 2007 CROP WITH BRIX FACTORS AND PURCHASED TONNAGE, BY TYPE, VARIETY, REPORTING DISTRICT WHERE GROWN, AND WEIGHTED AVERAGE BASE PRICE.

District, Type, and Variety	Base Price Per Ton	Brix Factors	Tons	District, Type, and Variety	Base Price Per Ton	Brix Factors	Tons
	Dollars	Code a/			Dollars	Code a/	
DISTRICT 03 (Cont'd.)							
Carignane (Cont'd.)	2,400.00	000100	20.1	Malbec	1,300.00	000100	7.2
	2,500.00	000100	1.5		1,400.00	000100	1.7
	2,506.58	002600	7.6		1,500.00	000100	13.9
	2,507.45	000100	9.9		1,500.00	027500	0.7
	2,511.00	000100	11.4		1,700.00	000100	7.9
	2,600.00	002200	14.0		1,800.00	000100	2.7
	2,700.00	003100	18.0		1,900.00	000100	4.8
	3,000.00	000100	2.7		2,000.00	000100	10.3
	3,250.00	000100	2.6		2,000.00	025100	1.0
Wtd. Avg. Base & Total Tons	1,849.66		345.7		2,050.00	000100	2.2
					2,150.00	000100	1.5
Carmenere	600.00	000100	4.2		2,200.00	000100	8.4
					2,200.00	024500	12.8
Wtd. Avg. Base & Total Tons	600.00		4.2		2,300.00	000100	15.9
					2,400.00	000100	21.1
Cinsaut *	2,000.00	017400	5.2		2,400.00	026800	3.3
	2,200.00	000100	0.7		2,463.00	021000	4.7
Wtd. Avg. Base & Total Tons	2,023.73		5.9		2,463.08	000100	19.3
					2,463.08	024500	7.3
Counoise	1,758.00	000100	0.4		2,465.00	000100	11.6
	2,000.00	000100	1.6		2,500.00	000100	12.5
Wtd. Avg. Base & Total Tons	1,951.60		2.0		2,500.00	021200	1.9
					2,500.00	024800	4.0
Dolcetto	1,500.00	000100	4.6		2,510.00	000100	6.6
	1,600.00	000100	3.1		2,510.56	000100	10.6
	1,700.00	000100	2.5		2,510.56	017800	20.7
	1,750.00	000100	2.6		2,511.00	000100	1.3
	1,750.00	024800	3.3		2,586.23	000100	20.9
	1,874.02	017000	79.8		2,608.88	000100	1.9
	2,000.00	000100	1.2		2,611.00	024500	14.5
	2,000.00	020700	3.2		2,650.00	026800	19.7
	2,100.00	000100	1.8		2,700.00	024500	38.7
Wtd. Avg. Base & Total Tons	1,846.83		102.1		2,731.97	000100	54.9
					2,832.54	000100	11.0
Early Burgundy	1,200.00	000100	5.8		2,888.00	024500	1.8
					2,963.00	028100	2.9
Wtd. Avg. Base & Total Tons	1,200.00		5.8		3,000.00	000100	27.6
					3,000.00	026900	2.0
Gamay (Napa) *	525.00	000100	7.4		3,011.23	000100	3.9
	1,100.00	000100	12.1		3,139.00	000100	0.6
	1,200.00	000100	0.6		3,150.00	000100	2.3
Wtd. Avg. Base & Total Tons	891.29		20.1	Wtd. Avg. Base & Total Tons	2,487.87		418.6
Grenache *	600.00	000100	24.2	Mataro *	600.00	000100	2.6
	1,000.00	027600	0.7		2,000.00	000100	0.4
	1,600.00	000100	0.4		2,000.00	002600	5.5
	1,850.00	020800	0.8		2,200.00	000100	1.0
	1,920.57	000100	6.6		2,250.78	022800	6.3
	2,000.00	000100	4.6		2,300.00	000100	5.2
	2,000.00	002600	8.6		2,400.00	011300	4.9
	2,200.00	000100	8.5		2,421.89	000100	0.3
	2,200.00	011300	1.7		2,422.00	000100	0.4
	2,400.00	000100	3.3		2,500.00	000100	0.6
	2,400.00	022800	2.9		2,507.45	022800	12.1
	2,477.00	000100	2.2		2,563.00	000100	3.8
	2,500.00	000100	9.2		2,964.00	000100	11.2
	2,526.93	017400	1.7		3,000.00	000100	1.8
	2,712.00	000100	0.4		3,000.00	021800	4.4
	2,712.00	021200	2.4		3,322.00	000100	4.4
	2,712.14	000100	9.6		4,315.38	019000	5.1
	2,712.14	017200	6.9	Wtd. Avg. Base & Total Tons	2,645.10		70.0
	2,750.00	014500	2.0				
	2,983.00	000100	24.7	Merlot	100.00	000100	52.2
	3,000.00	000100	15.3		160.00	000100	4.0
	3,000.00	025400	11.6		300.00	000100	74.5
	3,100.00	000100	20.7		450.00	020800	207.4
	3,688.34	024500	6.9		500.00	000100	9.2
	4,315.38	019000	2.4		500.00	021500	0.8
	4,600.00	025400	3.8		500.00	027800	20.3
Wtd. Avg. Base & Total Tons	2,505.01		182.1		600.00	000100	115.1
					697.00	000100	124.0
					700.00	000100	26.7
					730.00	000100	1.0
					750.00	017800	7.2
					800.00	013800	201.9
					800.00	019300	6.8
					800.00	024800	5.1
					800.00	025300	19.8

TABLE 8: BASE PRICE PAID TO GROWERS FOR GRAPES CRUSHED AND DELIVERED TO CALIFORNIA PROCESSORS FROM THE 2007 CROP WITH BRIX FACTORS AND PURCHASED TONNAGE, BY TYPE, VARIETY, REPORTING DISTRICT WHERE GROWN, AND WEIGHTED AVERAGE BASE PRICE.

District, Type, and Variety	Base Price Per Ton	Brix Factors	Tons
	Dollars	Code a/	

District, Type, and Variety	Base Price Per Ton	Brix Factors	Tons
	Dollars	Code a/	

DISTRICT 03 (Cont'd.)

Merlot (Cont'd.)	900.00	000100	3.0
	1,000.00	000100	892.9
	1,000.00	002600	39.6
	1,000.00	019550	17.3
	1,000.00	020800	28.7
	1,000.00	021200	57.7
	1,030.00	000100	117.9
	1,050.00	000100	68.3
	1,091.75	000100	46.9
	1,100.00	000100	50.5
	1,100.00	021200	23.0
	1,100.00	022800	41.3
	1,100.00	067985	190.5
	1,130.00	021200	42.4
	1,150.00	000100	153.4
	1,150.00	024800	185.3
	1,150.00	067965	159.8
	1,162.00	024500	7.0
	1,200.00	000100	252.4
	1,200.00	017200	3.7
	1,200.00	021500	9.5
	1,200.00	057600	221.0
	1,200.00	058000	69.5
	1,230.00	000100	23.1
	1,250.00	000100	191.4
	1,285.18	000100	273.3
	1,300.00	000100	142.1
	1,300.00	024800	37.2
	1,300.00	057800	35.2
	1,300.00	067985	16.1
	1,350.00	000100	210.0
	1,350.00	021500	172.8
	1,400.00	000100	622.0
	1,400.00	020800	108.5
	1,400.00	021500	4.0
	1,400.00	024500	26.5
	1,400.00	024800	60.9
	1,420.09	021200	77.5
	1,450.00	000100	2.0
	1,450.00	022800	42.3
	1,456.94	000100	244.3
	1,458.15	000100	89.5
	1,461.11	019100	64.9
	1,500.00	000100	737.9
	1,500.00	067965	56.4
	1,511.20	000100	193.2
	1,511.20	017200	7.3
	1,511.20	019400	6.8
	1,511.98	000100	15.7
	1,511.98	020800	33.2
	1,511.98	021000	26.8
	1,512.00	019200	46.6
	1,520.25	000100	106.3
	1,529.00	000100	10.3
	1,529.00	021000	18.0
	1,529.30	017800	35.5
	1,529.52	000100	67.2
	1,529.52	017000	52.5
	1,530.00	000100	10.2
	1,538.17	019100	48.2
	1,550.00	000100	116.3
	1,550.00	026900	18.3
	1,556.54	000100	39.8
	1,563.51	019100	91.6
	1,566.53	000100	106.4
	1,577.00	000100	4.0
	1,578.43	000100	135.1
	1,586.76	000100	89.8
	1,587.57	000100	21.0
	1,587.58	000100	85.9
	1,592.39	000100	130.2
	1,600.00	000100	379.3
	1,600.00	022900	64.2
	1,600.00	024500	19.7
	1,600.00	026900	10.7
	1,605.00	024500	7.6
	1,609.00	000100	0.4
	1,611.20	060910	73.8

	1,650.00	000100	104.4
	1,650.00	047000	40.3
	1,654.26	022800	96.9
	1,662.00	024500	14.4
	1,662.32	000100	248.5
	1,662.32	019000	39.7
	1,666.00	024500	11.5
	1,670.00	000100	45.2
	1,672.01	000100	78.4
	1,681.71	000100	46.3
	1,682.00	024500	32.6
	1,685.00	021000	9.9
	1,700.00	000100	343.6
	1,700.00	067480	23.8
	1,711.20	000100	27.3
	1,720.00	000100	15.8
	1,724.85	000100	15.4
	1,737.88	000100	194.5
	1,738.78	020800	76.4
	1,738.78	025400	3.1
	1,750.00	000100	4.3
	1,750.00	027600	5.0
	1,758.00	024500	5.9
	1,765.00	000100	122.8
	1,765.00	024500	180.1
	1,776.00	000100	42.2
	1,783.00	024500	10.3
	1,800.00	000100	212.0
	1,800.00	024800	2.5
	1,804.00	024500	47.7
	1,835.42	000100	187.0
	1,850.00	000100	2.7
	1,850.00	002600	50.5
	1,869.00	000100	4.9
	1,900.00	000100	29.3
	1,900.00	017800	4.9
	1,900.00	020800	3.0
	1,900.00	067985	118.2
	1,903.00	000100	23.4
	1,910.76	000100	2.6
	1,910.76	015800	15.1
	1,912.00	000100	2.0
	1,926.70	000100	13.5
	2,000.00	000100	199.0
	2,000.00	017800	79.0
	2,000.00	019300	5.4
	2,000.00	020800	81.3
	2,000.00	021000	10.0
	2,004.00	000100	4.0
	2,007.00	024500	96.3
	2,028.81	000100	81.9
	2,050.00	000100	200.2
	2,084.64	000100	4.2
	2,100.00	021200	4.9
	2,100.00	067986	57.8
	2,111.25	000100	103.5
	2,136.66	019000	65.9
	2,138.75	000100	6.2
	2,141.33	000100	65.5
	2,159.77	022800	39.1
	2,228.00	026800	12.3
	2,300.00	000100	0.8
	2,350.33	000100	46.4
	2,393.60	000100	15.4
	2,400.00	000100	0.6
	2,400.00	024500	1.4
	2,500.00	000100	33.1
	2,500.00	026900	31.4
	2,658.00	000100	9.3
	2,684.00	000100	9.4
	2,800.00	021200	2.0
	2,800.00	028100	1.8
	3,500.00	021200	0.2
	3,500.00	024500	12.0
	3,591.00	000100	1.7
	5,989.84	000100	9.5
	10,000.00	025100	2.0

Wtd. Avg. Base & Total Tons 1,450.17 12,718.8

TABLE 8: BASE PRICE PAID TO GROWERS FOR GRAPES CRUSHED AND DELIVERED TO CALIFORNIA PROCESSORS FROM THE 2007 CROP WITH BRIX FACTORS AND PURCHASED TONNAGE, BY TYPE, VARIETY, REPORTING DISTRICT WHERE GROWN, AND WEIGHTED AVERAGE BASE PRICE.

District, Type, and Variety	Base Price Per Ton	Brix Factors	Tons	District, Type, and Variety	Base Price Per Ton	Brix Factors	Tons
	Dollars	Code a/			Dollars	Code a/	
DISTRICT 03 (Cont'd.)					1,600.00	000100	2.0
					1,750.00	000100	2.2
					1,800.00	000100	0.6
Meunier *	1,500.00	000100	25.5		1,800.00	021600	1.4
	1,900.00	000100	5.8		1,850.00	000100	4.5
	2,000.00	019100	5.3		1,900.00	000100	8.8
	2,497.89	000100	188.5		1,900.00	022800	3.3
	2,747.68	000100	11.1		1,904.00	000100	3.1
	2,997.47	000100	25.3		1,950.00	000100	3.0
	3,200.00	014500	3.5		1,997.51	002600	24.1
	3,600.00	000100	4.4		1,999.52	002600	41.6
	3,800.00	000100	0.5		2,000.00	000100	26.8
					2,000.00	014000	2.9
Wtd. Avg. Base & Total Tons	2,467.57		269.9		2,000.00	021000	3.9
					2,000.00	025300	7.5
Montepulciano	1,500.00	000100	1.6		2,000.00	026500	7.8
	2,800.00	000100	2.7		2,000.00	027500	2.0
					2,000.00	027600	11.4
Wtd. Avg. Base & Total Tons	2,316.28		4.3		2,001.87	002600	10.7
					2,002.95	002600	27.1
Muscat Hamburg *	2,025.60	000100	0.3		2,009.09	002600	6.6
					2,058.96	000100	18.5
Wtd. Avg. Base & Total Tons	2,025.60		0.3		2,100.00	000100	2.6
					2,200.00	000100	20.4
Nebbiolo	1,500.00	000100	1.8		2,200.00	017800	5.6
	2,050.00	000100	13.3		2,250.00	000100	12.1
					2,300.00	019300	10.4
Wtd. Avg. Base & Total Tons	1,984.44		15.1		2,300.00	020800	0.5
					2,300.00	021200	15.7
Negrette *	2,200.00	002600	0.4		2,300.00	026800	8.5
					2,300.00	067985	9.9
Wtd. Avg. Base & Total Tons	2,200.00		0.4		2,350.00	000100	3.6
					2,350.00	019200	4.9
Petit Verdot	1,400.00	000100	1.7		2,367.00	000100	8.8
	1,674.00	000100	4.3		2,367.45	000100	46.5
	1,700.00	000100	14.6		2,367.45	017800	22.1
	1,900.00	020800	2.3		2,371.27	000100	13.8
	2,050.00	000100	0.3		2,372.00	026500	1.7
	2,300.00	000100	13.5		2,400.00	000100	12.3
	2,300.00	022800	10.8		2,400.00	017400	3.3
	2,400.00	000100	0.2		2,400.00	017800	27.7
	2,500.00	000100	4.2		2,400.00	024500	21.5
	2,500.00	017400	5.1		2,400.00	061300	7.0
	2,500.00	024800	1.0		2,406.33	000100	7.6
	2,550.00	000100	10.6		2,410.42	000100	1.6
	2,572.41	000100	43.7		2,422.00	000100	0.3
	2,572.41	017200	3.4		2,422.30	000100	22.7
	2,572.41	021000	22.0		2,422.30	024500	9.2
	2,631.98	017800	19.5		2,450.00	000100	19.8
	2,674.00	000100	1.9		2,450.00	026500	1.8
	2,674.17	000100	10.4		2,500.00	000100	68.3
	2,677.00	024300	1.9		2,500.00	017800	4.8
	2,677.21	000100	5.4		2,500.00	021000	10.5
	2,700.00	000100	8.9		2,500.00	022800	5.5
	2,701.03	000100	12.3		2,500.00	024800	3.3
	2,942.00	024500	6.0		2,500.00	025100	3.6
	2,944.93	000100	9.5		2,500.00	025400	6.0
	2,958.27	025400	3.1		2,500.00	067985	3.6
	3,000.00	000100	18.9		2,529.00	028300	0.5
	3,000.00	019550	1.1		2,543.42	017200	13.0
	3,000.00	021000	0.9		2,543.42	019000	15.0
	3,000.00	026900	7.4		2,600.00	000100	20.5
	3,027.00	000100	7.3		2,600.00	001900	1.7
	3,050.00	024500	29.2		2,600.00	014000	0.4
	3,075.00	024500	12.7		2,600.00	014500	1.1
	3,086.00	000100	6.3		2,604.00	000100	17.7
	3,100.00	024500	8.7		2,608.00	000100	10.1
	3,102.45	000100	2.2		2,665.00	000100	4.6
	3,114.00	000100	1.0		2,669.00	000100	12.0
	3,479.22	000100	0.2		2,700.00	000100	5.9
	3,675.00	000100	5.6		2,700.00	003100	56.7
	5,500.00	000100	0.1		2,700.00	020700	3.1
					2,700.00	021200	0.5
Wtd. Avg. Base & Total Tons	2,688.20		318.2		2,700.00	024500	8.5
					2,711.00	000100	2.3
Petite Sirah	800.00	021500	0.3		2,725.09	000100	37.7
	900.00	000100	3.0		2,750.00	000100	8.0
	1,000.00	002600	5.7		2,785.65	026800	11.7
	1,067.00	000100	20.6		2,786.00	000100	2.3
	1,100.00	017800	23.1		2,800.00	000100	14.9
	1,300.00	000100	11.5		2,800.00	025300	7.8

TABLE 8: BASE PRICE PAID TO GROWERS FOR GRAPES CRUSHED AND DELIVERED TO CALIFORNIA PROCESSORS FROM THE 2007 CROP WITH BRIX FACTORS AND PURCHASED TONNAGE, BY TYPE, VARIETY, REPORTING DISTRICT WHERE GROWN, AND WEIGHTED AVERAGE BASE PRICE.

District, Type, and Variety	Base Price Per Ton	Brix Factors	Tons
	Dollars	Code a/	

District, Type, and Variety	Base Price Per Ton	Brix Factors	Tons
	Dollars	Code a/	

DISTRICT 03 (Cont'd.)			
------------------------------	--	--	--

Petite Sirah (Cont'd.)	2,800.00	028100	5.1
	2,827.65	024300	5.7
	2,850.00	017800	10.9
	2,851.07	067490	8.6
	2,982.61	002600	6.9
	2,995.80	002600	14.3
	3,000.00	000100	7.2
	3,000.00	021000	16.3
	3,000.00	026900	5.8
	3,000.00	028100	5.3
	3,016.44	002600	7.3
	3,220.00	000100	13.4
	3,228.00	000100	8.4
	3,500.00	000100	5.1
	3,500.00	026900	0.5
	3,687.00	024500	26.7
	3,774.00	000100	14.2
	4,945.95	002600	3.7
Wtd. Avg. Base & Total Tons	2,429.04		1,132.9
Pinot Noir	200.00	021500	0.2
	500.00	000100	2.9
	500.00	021200	0.3
	1,000.00	000100	2.8
	1,100.00	000100	14.1
	1,100.00	001000	69.1
	1,200.00	000100	1.0
	1,250.00	000100	5.5
	1,316.34	014500	23.8
	1,500.00	000100	108.1
	1,500.00	009000	12.6
	1,500.00	020800	3.3
	1,500.00	024500	42.7
	1,500.00	067985	41.8
	1,550.00	067985	40.4
	1,600.00	024500	8.5
	1,600.00	062000	20.5
	1,653.75	000100	294.5
	1,700.00	000100	234.0
	1,700.00	024500	318.0
	1,725.00	000100	36.9
	1,725.85	000100	0.4
	1,750.00	000100	14.2
	1,800.00	000100	233.5
	1,800.00	020800	1.3
	1,850.00	000100	103.8
	1,900.00	000100	338.9
	1,997.00	000100	51.6
	2,000.00	000100	327.1
	2,000.00	009000	48.5
	2,000.00	020800	36.8
	2,000.00	021200	9.2
	2,000.00	024500	40.2
	2,050.00	000100	110.6
	2,050.00	067480	47.4
	2,100.00	000100	261.4
	2,100.00	009000	73.3
	2,100.00	020800	5.1
	2,100.00	024500	183.4
	2,123.21	000100	98.8
	2,150.00	000100	58.5
	2,150.00	025100	63.9
	2,150.00	027800	9.8
	2,152.50	000100	7.4
	2,200.00	000100	237.1
	2,200.00	024500	20.5
	2,248.10	000100	25.6
	2,250.00	000100	2.1
	2,288.66	000100	33.9
	2,300.00	000100	139.0
	2,300.00	027800	34.2
	2,308.05	000100	19.9
	2,310.00	000100	30.0
	2,315.25	000100	46.1
	2,317.00	023400	6.2
	2,332.38	000100	6.7
	2,350.00	000100	5.2

	2,350.00	024500	13.3
	2,367.00	000100	1.1
	2,400.00	000100	60.6
	2,400.00	020800	52.4
	2,400.00	024500	161.1
	2,420.50	000100	37.4
	2,425.00	000100	24.5
	2,426.00	000100	8.6
	2,450.00	020900	26.4
	2,450.00	024500	23.4
	2,497.89	000100	1,782.4
	2,497.89	021200	5.7
	2,498.00	000100	35.7
	2,500.00	000100	1,256.4
	2,500.00	013800	37.8
	2,500.00	017200	120.1
	2,500.00	020800	62.0
	2,500.00	023700	20.5
	2,500.00	024500	84.7
	2,500.00	024800	5.5
	2,507.00	000100	15.2
	2,507.31	000100	0.2
	2,509.00	000100	19.2
	2,509.06	000100	9.8
	2,509.32	000100	55.0
	2,509.32	009000	48.5
	2,509.32	017800	36.1
	2,510.00	000100	0.7
	2,522.87	000100	12.1
	2,541.00	000100	0.9
	2,550.00	000100	38.6
	2,579.46	000100	138.1
	2,598.75	000100	13.8
	2,600.00	000100	159.9
	2,600.00	019100	7.3
	2,600.00	021000	2.2
	2,600.00	024500	78.2
	2,600.00	025100	9.8
	2,603.49	000100	63.6
	2,622.78	020800	82.5
	2,650.00	000100	22.1
	2,650.00	019100	3.3
	2,659.87	000100	260.3
	2,684.97	000100	124.3
	2,685.23	000100	92.5
	2,700.00	000100	307.8
	2,700.00	019100	5.7
	2,700.00	024500	43.5
	2,731.40	000100	43.4
	2,744.90	000100	17.6
	2,747.68	000100	413.1
	2,750.00	000100	113.3
	2,750.00	019200	22.4
	2,750.00	024500	134.5
	2,750.00	026800	7.2
	2,760.25	000100	53.4
	2,760.25	009000	261.8
	2,760.25	021200	56.5
	2,774.00	000100	12.1
	2,800.00	000100	405.2
	2,800.00	001700	1.9
	2,800.00	002300	10.4
	2,800.00	017200	2.9
	2,800.00	020800	10.1
	2,800.00	025100	1.7
	2,800.00	061300	64.3
	2,806.00	000100	25.7
	2,810.13	000100	16.6
	2,810.13	020800	10.6
	2,819.55	000100	53.2
	2,850.00	000100	52.5
	2,850.00	014500	16.3
	2,869.66	000100	30.2
	2,872.57	000100	96.0
	2,884.00	000100	5.0
	2,884.11	000100	20.7
	2,885.72	000100	55.9
	2,900.00	000100	164.4
	2,900.00	024500	60.3
	2,950.00	000100	1.5
	2,950.00	002200	2.6

TABLE 8: BASE PRICE PAID TO GROWERS FOR GRAPES CRUSHED AND DELIVERED TO CALIFORNIA PROCESSORS FROM THE 2007 CROP WITH BRIX FACTORS AND PURCHASED TONNAGE, BY TYPE, VARIETY, REPORTING DISTRICT WHERE GROWN, AND WEIGHTED AVERAGE BASE PRICE.

District, Type, and Variety	Base Price Per Ton	Brix Factors	Tons	District, Type, and Variety	Base Price Per Ton	Brix Factors	Tons
	Dollars	Code a/			Dollars	Code a/	
DISTRICT 03 (Cont'd.)							
Pinot Noir (Cont'd.)	2,955.83	000100	11.5		3,490.79	002600	11.4
	2,957.14	000100	15.4		3,494.45	000100	65.3
	2,963.00	000100	2.8		3,500.00	000100	491.8
	2,966.00	000100	1.0		3,500.00	011100	5.4
	2,968.00	000100	31.8		3,500.00	014500	20.2
	2,970.00	000100	9.1		3,500.00	019100	4.7
	2,991.93	000100	29.2		3,500.00	019200	20.8
	2,994.00	000100	1.6		3,500.00	020800	14.3
	2,997.47	000100	208.8		3,500.00	021000	12.8
	3,000.00	000100	507.0		3,500.00	021500	0.4
	3,000.00	004100	14.3		3,500.00	022800	2.7
	3,000.00	014500	5.2		3,500.00	022900	31.3
	3,000.00	019550	13.2		3,500.00	024500	124.6
	3,000.00	020600	0.3		3,500.00	025100	3.1
	3,000.00	020800	16.1		3,500.00	025100	1.3
	3,000.00	021000	8.5		3,539.80	000100	10.2
	3,000.00	021300	1.8		3,540.00	020800	37.2
	3,000.00	021500	3.9		3,540.00	021000	2.5
	3,000.00	022900	15.6		3,540.38	000100	22.6
	3,000.00	023700	5.9		3,549.14	000100	18.4
	3,000.00	024500	187.5		3,549.49	000100	5.1
	3,000.00	025100	14.5		3,550.00	000100	6.3
	3,000.00	027500	6.5		3,550.00	000100	6.2
	3,008.00	000100	12.8		3,555.00	019100	51.6
	3,008.31	000100	35.2		3,557.57	000100	10.1
	3,008.77	000100	39.6		3,575.00	000100	4.0
	3,010.80	024500	190.0		3,598.00	000100	15.8
	3,033.00	019500	9.3		3,598.00	019500	3.6
	3,043.73	000100	6.2		3,600.00	000100	69.6
	3,050.00	000100	12.6		3,600.00	017200	3.8
	3,100.00	000100	31.6		3,600.00	021000	6.8
	3,100.00	014500	9.8		3,600.00	025100	7.0
	3,100.00	020800	20.4		3,605.00	000100	15.8
	3,100.00	021000	9.8		3,613.00	021200	14.4
	3,100.00	024500	16.3		3,634.40	021000	68.0
	3,100.00	026800	6.6		3,651.04	000100	12.0
	3,104.46	013100	5.3		3,651.61	000100	22.7
	3,104.46	021200	49.5		3,654.00	011100	17.1
	3,134.14	014500	8.6		3,662.82	000100	7.1
	3,136.65	000100	10.0		3,664.00	000100	3.2
	3,136.65	011100	18.8		3,697.00	000100	3.3
	3,150.00	000100	59.6		3,700.00	000100	36.0
	3,161.34	020900	28.0		3,700.00	014500	114.7
	3,163.70	019100	83.3		3,700.00	019400	11.1
	3,174.00	000100	2.8		3,700.00	019500	4.3
	3,200.00	000100	196.5		3,709.00	000100	8.5
	3,200.00	013800	146.8		3,710.00	019500	13.8
	3,200.00	019400	8.4		3,720.00	001700	6.0
	3,200.00	020800	9.6		3,750.00	000100	34.4
	3,200.00	021000	22.8		3,750.00	017200	11.0
	3,200.00	022900	11.8		3,750.00	019500	14.2
	3,200.00	023400	6.3		3,750.00	020800	1.2
	3,200.00	024800	5.4		3,750.00	020900	9.5
	3,200.00	025100	3.7		3,750.00	021000	18.7
	3,247.26	000100	81.6		3,750.00	024800	8.0
	3,250.00	000100	52.6		3,750.00	065675	5.5
	3,250.00	020800	6.6		3,760.97	014500	12.5
	3,262.12	000100	16.5		3,791.00	000100	4.4
	3,263.00	000100	6.9		3,800.00	000100	145.3
	3,271.00	000100	89.5		3,800.00	011100	11.8
	3,300.00	000100	96.1		3,800.00	019500	6.6
	3,300.00	022900	46.7		3,800.00	020800	15.1
	3,300.00	024500	34.4		3,800.00	021000	13.1
	3,300.00	026800	6.8		3,800.00	024500	9.5
	3,307.00	020800	3.3		3,800.00	025100	7.7
	3,318.00	000100	27.4		3,800.00	069920	4.1
	3,333.33	000100	3.2		3,810.00	019500	9.9
	3,350.59	000100	18.0		3,816.00	014500	10.5
	3,370.80	000100	3.8		3,827.33	000100	6.9
	3,376.00	000100	10.8		3,850.00	000100	23.9
	3,393.00	000100	31.6		3,850.00	024500	3.8
	3,400.00	000100	38.8		3,900.00	000100	100.7
	3,400.00	014500	24.7		3,985.71	000100	2.8
	3,400.00	022900	19.6		3,999.48	000100	3.9
	3,400.00	024500	6.5		4,000.00	000100	308.5
	3,455.00	000100	12.3		4,000.00	001700	3.1
	3,468.75	009000	47.3		4,000.00	014500	16.8
	3,476.00	000100	23.2		4,000.00	020800	38.0
					4,000.00	021000	43.1
					4,000.00	021200	14.6
					4,000.00	023000	26.5

TABLE 8: BASE PRICE PAID TO GROWERS FOR GRAPES CRUSHED AND DELIVERED TO CALIFORNIA PROCESSORS FROM THE 2007 CROP WITH BRIX FACTORS AND PURCHASED TONNAGE, BY TYPE, VARIETY, REPORTING DISTRICT WHERE GROWN, AND WEIGHTED AVERAGE BASE PRICE.

District, Type, and Variety	Base Price Per Ton	Brix Factors	Tons
	Dollars	Code a/	

District, Type, and Variety	Base Price Per Ton	Brix Factors	Tons
	Dollars	Code a/	

DISTRICT 03 (Cont'd.)

Pinot Noir (Cont'd.)	4,000.00	024500	9.4
	4,000.00	025100	29.8
	4,000.00	027120	4.5
	4,000.00	051950	6.3
	4,000.00	064360	25.0
	4,013.33	000100	3.0
	4,046.81	002600	4.7
	4,100.00	000100	3.9
	4,133.12	000100	7.3
	4,150.00	000100	21.4
	4,155.00	000100	10.1
	4,158.00	000100	25.7
	4,160.00	000100	9.3
	4,160.38	002600	5.3
	4,165.53	000100	6.7
	4,200.00	000100	48.4
	4,200.00	017200	4.5
	4,200.00	018000	7.7
	4,200.00	019400	4.3
	4,206.77	000100	6.2
	4,250.00	017200	5.1
	4,250.00	020800	13.5
	4,265.00	025100	3.7
	4,265.01	000100	70.9
	4,278.00	024500	5.6
	4,340.00	017600	11.2
	4,375.35	023000	8.4
	4,400.00	000100	14.3
	4,400.00	019500	8.3
	4,400.00	025100	2.5
	4,412.00	000100	4.4
	4,485.00	020800	213.1
	4,500.00	000100	57.4
	4,500.00	001700	4.2
	4,500.00	017200	14.1
	4,500.00	017400	1.1
	4,500.00	018000	6.0
	4,500.00	021500	2.0
	4,620.00	020800	11.4
	4,647.00	000100	6.7
	4,655.00	000100	57.7
	4,666.91	017100	8.4
	4,704.85	023000	4.5
	4,729.71	000100	4.0
	4,750.00	000100	0.6
	4,760.96	000100	10.1
	4,769.00	000100	12.3
	4,786.21	000100	8.8
	4,786.21	023000	18.1
	4,800.00	002600	2.8
	4,843.00	020800	10.3
	4,850.00	000100	11.1
	4,901.12	000100	17.8
	5,000.00	000100	31.8
	5,000.00	017200	10.1
	5,000.00	018000	12.8
	5,000.00	021000	1.8
	5,000.00	021200	13.3
	5,000.00	027120	5.0
	5,025.44	000100	8.5
	5,034.38	000100	3.2
	5,084.75	000100	5.9
	5,088.00	019500	9.9
	5,090.91	000100	19.3
	5,139.91	023000	5.3
	5,267.59	023000	6.2
	5,440.65	014500	15.2
	5,524.12	000100	5.0
	5,933.62	000100	4.7
	5,937.44	000100	45.7
	6,000.00	000100	32.6
	6,000.00	017200	5.1
	6,000.00	018000	5.3
	6,000.00	021000	2.7
	6,180.00	000100	8.3
	6,260.00	000100	13.1
	6,320.23	000100	8.9
	6,334.93	023000	6.9

	6,382.56	021000	4.4
	6,500.00	000100	2.5
	7,094.60	000100	7.4
	7,109.74	000100	12.6
	7,259.00	000100	7.1
	7,685.90	000100	1.4
	8,000.00	000100	1.8
	8,690.00	000100	8.5
	11,464.00	024800	6.7
Wtd. Avg. Base & Total Tons	2,826.33		18,231.2
Pinotage	2,700.00	021000	1.5
Wtd. Avg. Base & Total Tons	2,700.00		1.5
Primitivo	1,800.00	000100	1.8
	2,306.00	000100	9.9
	2,350.00	000100	3.9
	2,400.00	000100	2.6
	2,576.01	021000	13.9
	2,634.77	021000	32.8
	2,890.61	021000	11.5
	3,130.38	021000	5.6
	3,789.97	021000	10.6
Wtd. Avg. Base & Total Tons	2,749.97		92.6
Sangiovese *	525.00	000100	19.2
	600.00	024800	2.5
	800.00	002600	3.5
	1,200.00	000100	3.5
	1,300.00	000100	16.5
	1,300.00	024800	10.7
	1,500.00	000100	1.3
	1,500.00	028800	4.0
	1,600.00	000100	12.3
	1,684.86	000100	42.5
	1,750.00	000100	19.2
	1,786.50	000100	10.0
	1,800.00	000100	45.6
	1,850.00	000100	17.0
	1,924.00	000100	1.1
	1,925.00	000100	13.0
	1,994.56	002600	14.7
	1,995.80	002600	14.3
	2,000.00	000100	20.2
	2,000.00	017400	1.4
	2,031.39	021000	30.0
	2,050.00	000100	21.2
	2,150.00	000100	10.1
	2,450.00	000100	3.9
	2,450.00	021000	3.5
	2,500.00	000100	10.4
	2,800.00	000100	11.5
	2,860.00	013600	1.4
	2,879.95	022800	29.7
	2,981.82	002600	6.6
	2,996.91	002600	19.4
	3,000.00	021000	2.4
	3,002.58	002600	23.3
	3,090.00	002600	1.0
Wtd. Avg. Base & Total Tons	2,005.88		446.9
Syrah *	500.00	000100	3.2
	700.00	000100	58.5
	800.00	000100	56.9
	1,000.00	000100	55.9
	1,000.00	020800	38.3
	1,100.00	000100	51.3
	1,150.00	000100	126.8
	1,150.00	018800	32.3
	1,200.00	000100	48.1
	1,200.00	018900	15.3
	1,200.00	021000	0.5
	1,250.00	022800	25.5
	1,269.06	000100	35.5
	1,300.00	000100	18.3
	1,300.00	013800	58.6

TABLE 8: BASE PRICE PAID TO GROWERS FOR GRAPES CRUSHED AND DELIVERED TO CALIFORNIA PROCESSORS FROM THE 2007 CROP WITH BRIX FACTORS AND PURCHASED TONNAGE, BY TYPE, VARIETY, REPORTING DISTRICT WHERE GROWN, AND WEIGHTED AVERAGE BASE PRICE.

District, Type, and Variety	Base Price Per Ton	Brix Factors	Tons	District, Type, and Variety	Base Price Per Ton	Brix Factors	Tons
	Dollars	Code a/			Dollars	Code a/	
DISTRICT 03 (Cont'd.)					2,475.86	019000	39.3
					2,500.00	000100	85.0
					2,500.00	019300	2.3
					2,500.00	020800	2.2
					2,500.00	021000	2.8
					2,500.00	022900	9.5
					2,500.00	025100	5.6
					2,500.00	027100	1.5
					2,511.01	023000	24.0
					2,517.00	000100	7.7
					2,517.16	000100	12.3
					2,532.13	000100	96.6
					2,550.00	021000	2.4
					2,550.00	021200	4.1
					2,565.00	000100	0.4
					2,565.00	024500	13.8
					2,588.40	000100	41.5
					2,600.00	000100	44.6
					2,600.00	014000	2.9
					2,600.00	014500	4.7
					2,600.00	021000	2.0
					2,600.00	024800	6.1
					2,600.00	028100	8.6
					2,606.25	067998	19.3
					2,637.50	067998	22.7
					2,643.75	067998	4.2
					2,677.46	000100	4.9
					2,700.00	000100	53.6
					2,700.00	014500	7.6
					2,700.00	017400	2.2
					2,700.00	021000	5.0
					2,700.00	067998	40.0
					2,750.00	000100	13.6
					2,750.00	014500	11.3
					2,789.03	000100	16.5
					2,800.00	000100	112.7
					2,800.00	014500	1.5
					2,800.00	019500	11.2
					2,800.00	025300	1.6
					2,800.00	026900	5.7
					2,800.35	000100	8.1
					2,809.00	019500	8.6
					2,850.00	000100	19.1
					2,853.03	023000	14.9
					2,882.39	000100	13.4
					2,900.00	000100	15.4
					2,900.59	000100	4.9
					2,928.69	000100	3.3
					2,937.44	019000	19.2
					2,967.69	000100	2.6
					3,000.00	000100	84.8
					3,000.00	021000	55.7
					3,000.00	021800	7.5
					3,000.00	022800	6.3
					3,000.00	022900	35.5
					3,000.00	024500	5.9
					3,000.00	025100	47.0
					3,009.68	002600	9.3
					3,011.17	000100	15.7
					3,011.23	000100	74.5
					3,013.87	000100	28.2
					3,087.00	000100	12.3
					3,090.00	000100	9.3
					3,100.00	011500	21.4
					3,180.00	000100	5.4
					3,200.00	025400	2.4
					3,220.00	000100	5.6
					3,227.00	000100	4.4
					3,227.00	025100	4.2
					3,227.00	026800	11.5
					3,234.21	000100	11.1
					3,250.00	000100	1.5
					3,300.00	025100	2.1
					3,400.00	011500	62.0
					3,500.00	000100	21.3
					3,500.00	020800	4.2
					3,500.00	023000	18.7
					3,600.00	019400	2.2
					3,600.00	023000	3.2
					3,600.00	023400	5.3
					3,846.00	000100	3.6

TABLE 8: BASE PRICE PAID TO GROWERS FOR GRAPES CRUSHED AND DELIVERED TO CALIFORNIA PROCESSORS FROM THE 2007 CROP WITH BRIX FACTORS AND PURCHASED TONNAGE, BY TYPE, VARIETY, REPORTING DISTRICT WHERE GROWN, AND WEIGHTED AVERAGE BASE PRICE.

District, Type, and Variety	Base Price Per Ton	Brix Factors	Tons
	Dollars	Code a/	

District, Type, and Variety	Base Price Per Ton	Brix Factors	Tons
	Dollars	Code a/	

DISTRICT 03 (Cont'd.)

Syrah * (Cont'd.)	4,000.00	000100	46.8
	4,000.00	011500	38.4
	4,206.69	019000	8.1
	4,250.00	023000	15.2
	4,272.90	000100	6.7
	4,273.68	017400	10.5
	4,315.38	019000	17.6
	4,500.00	000100	15.3
	4,600.00	025400	3.4
	4,638.63	000100	9.1
	5,000.00	000100	0.5
	5,500.00	000100	3.4
	6,543.00	000100	15.0
Wtd. Avg. Base & Total Tons	2,230.67		5,227.5
Tannat	1,864.00	000100	0.4
	1,881.58	000100	1.7
	1,881.58	067985	7.7
Wtd. Avg. Base & Total Tons	1,880.86		9.8
Tempranillo *	1,500.00	000100	2.7
Wtd. Avg. Base & Total Tons	1,500.00		2.7
Tinta Cao	2,500.00	000100	5.3
	3,640.00	020800	1.5
Wtd. Avg. Base & Total Tons	2,751.47		6.8
Touriga Nacional *	2,000.00	019300	6.5
Wtd. Avg. Base & Total Tons	2,000.00		6.5
Zinfandel	200.00	021500	4.8
	300.00	021500	0.4
	500.00	000100	7.2
	600.00	000100	81.9
	701.00	000100	3.6
	750.00	000100	1.7
	800.00	000100	3.3
	850.00	000100	60.3
	1,000.00	000100	2.9
	1,000.00	002600	50.5
	1,000.00	019300	0.8
	1,000.00	024800	5.0
	1,200.00	000100	18.4
	1,250.00	019100	3.5
	1,300.00	025300	9.4
	1,350.00	000100	2.3
	1,400.00	024500	13.9
	1,450.00	000100	113.7
	1,500.00	000100	66.7
	1,550.00	000100	10.6
	1,575.00	024500	2.0
	1,587.75	000100	39.3
	1,600.00	000100	13.9
	1,600.00	017800	12.5
	1,700.00	000100	155.7
	1,700.00	001900	43.8
	1,750.00	000100	3.8
	1,750.00	024800	2.2
	1,753.62	002600	13.8
	1,768.14	000100	142.8
	1,800.00	000100	198.9
	1,800.00	014100	2.6
	1,800.00	017600	15.7
	1,800.00	022800	146.2
	1,800.00	025300	8.9
	1,800.00	067985	6.6
	1,850.00	000100	24.8
	1,850.00	020800	21.2
	1,900.00	000100	86.8
	1,900.00	022800	63.2
	1,900.00	024800	6.1
	1,950.00	000100	25.8
	1,972.73	002600	2.2

	1,979.49	002600	3.9
	1,989.36	002600	9.4
	1,994.01	002600	16.7
	1,995.56	002600	22.5
	1,995.96	002600	9.9
	1,996.65	002600	17.9
	1,997.02	002600	23.5
	1,997.81	002600	30.2
	1,997.83	002600	27.6
	1,998.45	002600	19.3
	1,998.52	002600	74.2
	1,998.80	002600	16.7
	1,999.09	002600	22.0
	1,999.43	002600	35.2
	1,999.64	002600	55.8
	1,999.70	002600	33.7
	2,000.00	000100	755.0
	2,000.00	002600	36.7
	2,000.00	017600	36.6
	2,000.00	017800	99.7
	2,000.00	021000	22.7
	2,000.00	021200	20.4
	2,000.00	021600	3.3
	2,000.00	022800	115.0
	2,000.00	024500	36.2
	2,000.00	025300	10.2
	2,000.00	026500	19.8
	2,000.00	027600	44.9
	2,000.84	002600	23.7
	2,001.32	002600	45.5
	2,001.74	002600	34.4
	2,002.08	002600	38.5
	2,002.18	002600	48.7
	2,002.94	002600	6.8
	2,010.17	002600	5.9
	2,025.00	000100	80.4
	2,039.00	000100	151.6
	2,050.00	000100	69.1
	2,050.00	067985	56.6
	2,100.00	000100	27.1
	2,100.00	017400	2.3
	2,150.00	000100	94.6
	2,150.00	021000	26.0
	2,184.89	000100	17.5
	2,193.63	025400	3.3
	2,200.00	000100	232.1
	2,200.00	002200	4.2
	2,200.00	013800	12.1
	2,200.00	017200	3.8
	2,200.00	017600	1.7
	2,200.00	017800	32.0
	2,200.00	022800	3.0
	2,200.00	024500	9.4
	2,200.00	025100	5.0
	2,200.00	025400	2.6
	2,200.00	026500	24.4
	2,200.00	061300	47.8
	2,208.73	000100	91.6
	2,208.85	000100	27.5
	2,219.00	000100	5.9
	2,220.61	019100	37.9
	2,248.73	002600	71.1
	2,250.00	000100	52.3
	2,251.00	002600	22.9
	2,258.85	000100	57.6
	2,280.00	000100	6.0
	2,300.00	000100	137.1
	2,300.00	002600	55.3
	2,300.00	021200	103.6
	2,300.00	024500	7.6
	2,300.00	024800	4.6
	2,300.00	025100	15.4
	2,300.00	061300	12.6
	2,303.36	000100	6.5
	2,305.00	000100	91.9
	2,305.68	000100	153.6
	2,305.68	017400	16.6
	2,305.68	017800	131.4
	2,306.00	000100	9.8
	2,307.00	000100	18.7
	2,309.00	000100	34.1

TABLE 8: BASE PRICE PAID TO GROWERS FOR GRAPES CRUSHED AND DELIVERED TO CALIFORNIA PROCESSORS FROM THE 2007 CROP WITH BRIX FACTORS AND PURCHASED TONNAGE, BY TYPE, VARIETY, REPORTING DISTRICT WHERE GROWN, AND WEIGHTED AVERAGE BASE PRICE.

District, Type, and Variety	Base Price Per Ton	Brix Factors	Tons	District, Type, and Variety	Base Price Per Ton	Brix Factors	Tons
	Dollars	Code a/			Dollars	Code a/	
DISTRICT 03 (Cont'd.)					2,600.00	025600	3.4
Zinfandel (Cont'd.)	2,309.13	000100	0.2		2,600.00	028100	5.4
	2,310.00	000100	19.8		2,611.61	002600	5.6
	2,322.00	000100	9.0		2,615.28	022700	18.7
	2,322.00	021200	0.9		2,650.00	000100	1.2
	2,322.08	000100	166.5		2,650.00	022800	17.2
	2,324.00	014500	4.9		2,652.00	000100	2.5
	2,324.00	021000	1.5		2,670.39	000100	7.7
	2,324.98	000100	109.5		2,673.73	000100	100.5
	2,324.98	002600	4.1		2,676.00	021000	63.5
	2,324.98	020800	258.3		2,691.00	000100	15.8
	2,324.98	024500	8.3		2,695.00	000100	0.9
	2,325.00	000100	48.0		2,700.00	000100	111.4
	2,325.00	022800	77.8		2,700.00	001400	1.8
	2,330.00	061300	117.0		2,700.00	002200	3.7
	2,350.00	000100	90.0		2,700.00	003100	104.5
	2,350.00	026500	29.4		2,700.00	017800	19.3
	2,356.00	000100	10.8		2,700.00	020800	3.9
	2,400.00	000100	193.9		2,700.00	021200	4.0
	2,400.00	014560	4.5		2,700.00	024500	6.7
	2,400.00	024500	87.3		2,700.00	025400	8.7
	2,400.00	024800	1.4		2,704.00	000100	2.2
	2,400.00	061300	122.7		2,750.00	000100	3.0
	2,420.00	000100	6.4		2,750.00	002600	13.2
	2,424.75	000100	5.1		2,750.00	021200	2.9
	2,424.98	000100	25.0		2,750.00	024500	68.0
	2,425.00	026500	7.7		2,750.00	025400	3.3
	2,433.00	000100	10.0		2,795.48	000100	13.0
	2,436.00	000100	57.1		2,800.00	000100	25.3
	2,441.22	019000	53.5		2,800.00	002200	13.8
	2,448.00	024500	64.4		2,800.00	017600	3.5
	2,450.00	000100	26.0		2,800.00	021500	3.3
	2,450.00	021000	5.2		2,800.00	024500	14.4
	2,450.00	022800	42.3		2,800.00	025100	8.4
	2,450.00	026500	23.0		2,800.00	028100	4.8
	2,467.63	020800	6.2		2,800.00	030640	0.7
	2,476.19	002600	2.1		2,871.07	024500	47.8
	2,482.88	002600	7.3		2,874.85	000100	8.4
	2,485.29	002600	6.8		2,882.10	024500	11.1
	2,490.74	002600	8.1		2,900.00	000100	13.7
	2,494.24	000100	22.2		2,950.00	000100	2.9
	2,497.00	024500	13.6		2,965.00	024500	13.2
	2,499.00	024500	93.5		2,990.82	002600	9.8
	2,500.00	000100	454.0		2,995.38	002600	19.5
	2,500.00	002200	6.7		2,998.35	002600	18.2
	2,500.00	017400	2.2		3,000.00	000100	60.8
	2,500.00	017800	14.8		3,000.00	002600	17.4
	2,500.00	020800	6.9		3,000.00	014100	1.2
	2,500.00	021000	0.9		3,000.00	019000	20.7
	2,500.00	022800	133.1		3,000.00	021000	18.8
	2,500.00	024500	164.7		3,000.00	024500	103.4
	2,500.00	024800	9.0		3,000.00	024800	52.0
	2,500.00	025100	0.9		3,000.00	025400	18.2
	2,500.00	025400	2.8		3,000.00	026900	8.4
	2,500.00	027160	1.9		3,001.40	002600	21.4
	2,500.00	065675	3.6		3,010.00	000100	5.2
	2,500.00	067985	52.7		3,039.13	002600	2.3
	2,502.43	002600	10.3		3,069.00	032050	9.1
	2,507.45	000100	78.1		3,085.00	024500	16.3
	2,514.29	000100	31.4		3,175.90	024500	29.6
	2,516.84	000100	20.6		3,195.65	002600	13.8
	2,522.44	002600	7.8		3,200.00	000100	9.4
	2,529.00	021500	10.5		3,200.00	025100	6.2
	2,529.87	000100	7.9		3,202.25	002600	14.2
	2,529.87	018000	33.8		3,220.00	000100	88.1
	2,529.87	022800	14.8		3,228.00	000100	57.4
	2,540.05	000100	54.1		3,300.00	000100	3.8
	2,550.00	000100	10.0		3,301.67	002600	19.8
	2,550.00	026900	6.1		3,400.00	000100	1.3
	2,552.29	017400	7.1		3,400.00	018000	21.4
	2,554.29	000100	28.2		3,480.00	000100	15.7
	2,560.00	000100	1.0		3,496.43	002600	9.8
	2,600.00	000100	84.0		3,500.00	000100	71.0
	2,600.00	014500	10.6		3,500.00	024800	5.3
	2,600.00	017800	20.3		3,500.00	025100	0.5
	2,600.00	020800	1.7		3,500.00	026700	6.5
	2,600.00	021200	5.2		3,500.00	026900	8.9
	2,600.00	022800	6.5		3,500.00	028100	3.3
	2,600.00	024500	80.4		3,578.82	002600	5.1
					3,580.00	002600	5.4
					3,592.09	002600	9.1

TABLE 8: BASE PRICE PAID TO GROWERS FOR GRAPES CRUSHED AND DELIVERED TO CALIFORNIA PROCESSORS FROM THE 2007 CROP WITH BRIX FACTORS AND PURCHASED TONNAGE, BY TYPE, VARIETY, REPORTING DISTRICT WHERE GROWN, AND WEIGHTED AVERAGE BASE PRICE.

District, Type, and Variety	Base Price Per Ton	Brix Factors	Tons
	Dollars	Code a/	

District, Type, and Variety	Base Price Per Ton	Brix Factors	Tons
	Dollars	Code a/	

DISTRICT 03 (Cont'd.)

Zinfandel (Cont'd.)	3,597.89	002600	17.1
	3,600.00	024500	14.0
	3,600.00	025100	3.6
	3,650.00	024500	18.3
	3,687.00	024500	43.8
	3,700.00	000100	14.8
	3,770.00	000100	41.1
	3,774.00	022800	42.2
	3,788.48	002600	9.9
	3,827.74	019000	19.7
	3,844.13	019000	17.2
	3,850.00	027600	9.1
	3,900.00	027600	29.6
	3,952.27	024500	38.7
	4,000.00	000100	83.6
	4,000.00	061300	14.4
	4,069.71	020800	77.3
	4,073.00	000100	31.8
	4,100.00	000100	44.8
	4,100.00	022900	5.0
	4,100.00	025100	9.3
	4,100.00	025400	7.5
	4,200.00	000100	16.9
	4,332.76	002600	7.6
	4,337.18	002600	19.5
	4,341.89	002600	19.0
	4,500.00	000100	6.7
	5,884.38	000100	17.4
Wtd. Avg. Base & Total Tons	2,376.47		10,907.8
Other Red b/	1,000.00	000100	3.3
	1,600.00	000100	2.4
	1,850.00	020800	3.4
	2,000.00	000100	0.8
	2,200.00	000100	31.4
	2,500.00	001900	11.2
	2,750.00	000100	12.2
	2,750.00	002200	15.3
	3,770.00	002200	37.0
Wtd. Avg. Base & Total Tons	2,796.79		117.0

DISTRICT 04

WINE GRAPES (WHITE)

Chardonnay *	700.00	000100	11.1
	1,000.00	000100	59.0
	1,000.00	017000	22.4
	1,065.08	021000	18.4
	1,150.00	020800	8.1
	1,200.00	000100	72.5
	1,400.00	000100	56.7
	1,400.00	061600	54.1
	1,400.00	070100	102.1
	1,500.00	000100	40.3
	1,500.00	007900	112.2
	1,500.00	013600	4.0
	1,550.00	000100	113.4
	1,600.00	019100	36.7
	1,623.12	000100	7.2
	1,650.00	000100	33.3
	1,650.00	007900	237.5
	1,650.00	017400	7.6
	1,659.09	007900	64.6
	1,700.00	000100	270.3
	1,700.00	007900	81.6
	1,700.00	061300	472.0
	1,700.00	061600	68.7
	1,703.89	011100	164.0
	1,722.24	000100	84.9
	1,731.97	007900	10.6
	1,736.55	007900	175.6
	1,750.00	000100	7.5
	1,750.00	007900	229.9
	1,757.29	007900	33.1
	1,770.09	000100	215.0

	1,787.63	007900	54.8
	1,800.00	000100	124.0
	1,800.00	007900	36.8
	1,800.00	017200	6.3
	1,820.40	007900	89.0
	1,850.00	000100	167.4
	1,860.66	007900	64.5
	1,900.00	000100	127.1
	1,900.00	007900	4.7
	1,900.00	009000	29.3
	1,900.00	017200	19.0
	1,900.00	017400	4.8
	1,900.00	021000	6.2
	1,900.00	023000	27.5
	1,904.36	000100	26.1
	1,912.35	013400	13.2
	1,925.35	000100	81.8
	1,928.07	021000	79.2
	1,930.95	000100	17.2
	1,948.52	000100	30.2
	1,950.00	017000	63.9
	1,980.77	000100	22.1
	2,000.00	000100	452.1
	2,000.00	009000	0.8
	2,000.00	013600	7.5
	2,000.00	017200	10.8
	2,000.00	020800	11.5
	2,000.00	024500	15.3
	2,000.00	024800	44.9
	2,000.00	027800	4.8
	2,031.58	000100	22.5
	2,041.31	000100	31.2
	2,043.74	000100	89.0
	2,050.00	000100	25.5
	2,051.45	000100	19.5
	2,082.37	018900	224.9
	2,091.48	013600	21.6
	2,100.00	000100	251.8
	2,100.00	020800	2.1
	2,107.76	000100	50.6
	2,119.32	000100	29.5
	2,130.16	000100	139.7
	2,130.16	023000	114.9
	2,131.02	017000	30.9
	2,134.10	000100	33.5
	2,138.52	000100	70.8
	2,140.14	000100	44.9
	2,140.21	000100	162.1
	2,150.00	000100	29.9
	2,150.00	022900	347.3
	2,174.92	000100	19.3
	2,194.50	000100	110.4
	2,197.95	004260	13.4
	2,198.00	000100	5.3
	2,198.00	017400	13.9
	2,200.00	000100	215.8
	2,200.00	011100	7.4
	2,200.00	014100	12.6
	2,200.00	019000	52.2
	2,200.00	021000	51.5
	2,200.00	024500	16.1
	2,200.32	069495	10.1
	2,211.00	001400	5.5
	2,220.00	000100	15.6
	2,225.29	013600	171.1
	2,235.00	022600	135.3
	2,235.52	000100	140.0
	2,237.29	000100	40.0
	2,237.47	000100	8.8
	2,250.00	000100	215.1
	2,276.89	000100	83.0
	2,286.22	017600	32.8
	2,294.25	000100	28.1
	2,295.56	000100	12.2
	2,300.00	000100	45.7
	2,300.00	019300	23.5
	2,320.86	000100	12.4
	2,327.47	000100	45.7
	2,331.25	000100	54.0
	2,334.54	000100	21.2
	2,338.65	000100	15.4

TABLE 8: BASE PRICE PAID TO GROWERS FOR GRAPES CRUSHED AND DELIVERED TO CALIFORNIA PROCESSORS FROM THE 2007 CROP WITH BRIX FACTORS AND PURCHASED TONNAGE, BY TYPE, VARIETY, REPORTING DISTRICT WHERE GROWN, AND WEIGHTED AVERAGE BASE PRICE.

District, Type, and Variety	Base Price Per Ton	Brix Factors	Tons	District, Type, and Variety	Base Price Per Ton	Brix Factors	Tons
	Dollars	Code a/			Dollars	Code a/	
DISTRICT 04 (Cont'd.)							
Chardonnay * (Cont'd.)	2,340.00	020800	22.5		3,000.00	002300	7.8
	2,341.31	022600	29.4		3,000.00	002600	45.8
	2,343.18	000100	157.6		3,000.00	017200	13.0
	2,344.13	000100	18.3		3,038.22	000100	4.4
	2,350.00	000100	38.5		3,043.52	000100	119.9
	2,350.00	020800	10.7		3,049.00	000100	11.5
	2,354.30	000100	55.2		3,087.00	000100	18.4
	2,357.62	017200	84.4		3,100.00	000100	7.2
	2,381.16	000100	29.2		3,100.00	002300	69.2
	2,394.00	000100	120.1		3,100.00	017200	3.0
	2,400.00	000100	10.1		3,200.00	000100	4.1
	2,400.00	019000	75.2		3,200.00	019100	77.0
	2,400.00	020800	50.7		3,200.00	017200	24.6
	2,400.00	022900	11.4		3,235.29	021800	10.2
	2,400.00	024400	9.0		3,300.00	000100	5.7
	2,400.53	000100	34.3		3,400.00	000100	45.2
	2,401.28	000100	13.1		3,500.00	000100	36.0
	2,403.04	000100	168.2		3,500.00	017200	9.3
	2,409.06	017600	0.9		3,500.00	023000	7.1
	2,417.70	000100	40.6		3,500.00	070480	7.5
	2,417.74	000100	51.1		3,593.38	000100	22.6
	2,417.75	021200	5.8		3,606.00	000100	61.5
	2,420.00	000100	4.5		3,740.00	000100	190.2
	2,437.22	000100	30.0		4,000.00	000100	64.6
	2,449.67	000100	33.9		4,000.00	017200	15.1
	2,450.00	000100	169.1		4,000.00	023000	6.3
	2,475.00	000100	30.4		4,541.85	000100	14.8
	2,500.00	000100	364.6		4,890.19	000100	21.5
	2,500.00	011400	0.9		5,000.00	017200	4.5
	2,500.00	017000	60.5		5,601.00	000100	9.3
	2,500.00	021000	4.3		7,000.00	028100	35.3
	2,501.16	013600	20.1	Wtd. Avg. Base & Total Tons	2,286.87		13,645.5
	2,518.91	021000	14.5	Chenin Blanc	450.00	000100	71.4
	2,543.00	000100	4.3		500.00	000100	36.9
	2,546.00	000100	18.5		750.00	013100	9.1
	2,550.00	000100	191.7	Wtd. Avg. Base & Total Tons	488.97		117.4
	2,556.00	000100	27.4	Flora	1,987.68	000100	35.2
	2,575.00	000100	39.1	Wtd. Avg. Base & Total Tons	1,987.68		35.2
	2,597.40	021000	7.7	Gewurztraminer	650.00	009100	18.2
	2,600.00	000100	294.8		1,250.00	000100	12.3
	2,600.00	021000	5.9	Wtd. Avg. Base & Total Tons	891.97		30.5
	2,606.96	000100	50.0	Marsanne	1,600.00	000100	4.3
	2,616.05	000100	86.5		3,200.00	000100	2.1
	2,623.09	000100	27.8		3,200.00	025100	21.7
	2,628.06	000100	31.9	Wtd. Avg. Base & Total Tons	2,955.16		28.1
	2,628.06	017600	91.9	Muscat Blanc *	1,350.00	000100	2.5
	2,628.06	017800	31.2		1,597.60	000100	8.7
	2,629.25	000100	5.2		1,750.00	000100	2.9
	2,634.95	000100	85.8		1,750.00	025100	0.7
	2,640.00	000100	8.1		1,900.00	000100	15.9
	2,650.00	000100	35.3		1,900.00	002900	2.8
	2,681.18	000100	58.5		1,900.00	014100	4.2
	2,700.00	000100	25.9		2,000.00	025100	4.4
	2,700.00	018900	23.7	Wtd. Avg. Base & Total Tons	1,802.47		42.1
	2,710.00	000100	51.1	Pinot Blanc	1,433.52	000100	13.0
	2,721.93	017600	76.3		2,000.00	000100	36.9
	2,729.50	000100	8.5	Wtd. Avg. Base & Total Tons	1,852.42		49.9
	2,737.56	017600	296.9	Pinot Gris *	1,731.11	007900	20.7
	2,746.00	024500	5.5		1,750.00	000100	21.1
	2,746.38	000100	32.1		1,800.00	000100	18.9
	2,748.75	017100	160.2		1,800.00	021000	9.8
	2,750.00	017600	24.9		1,800.00	017400	12.5
	2,789.74	000100	56.1		1,850.00	017400	60.2
	2,789.74	013600	15.3		1,883.39	000100	43.4
	2,791.66	000100	44.3		1,900.00	017400	22.1
	2,799.90	000100	113.2		1,905.17	017400	24.2
	2,800.00	000100	69.9		1,950.00	007900	9.8
	2,800.00	002300	23.9				
	2,800.00	014500	6.4				
	2,808.00	000100	19.5				
	2,822.58	000100	0.5				
	2,827.40	025100	9.6				
	2,828.16	019500	438.0				
	2,861.08	000100	14.4				
	2,900.00	000100	112.8				
	2,936.14	000100	19.4				
	2,950.00	000100	155.5				
	3,000.00	000100	105.5				

TABLE 8: BASE PRICE PAID TO GROWERS FOR GRAPES CRUSHED AND DELIVERED TO CALIFORNIA PROCESSORS FROM THE 2007 CROP WITH BRIX FACTORS AND PURCHASED TONNAGE, BY TYPE, VARIETY, REPORTING DISTRICT WHERE GROWN, AND WEIGHTED AVERAGE BASE PRICE.

District, Type, and Variety	Base Price Per Ton	Brix Factors	Tons
	Dollars	Code a/	

District, Type, and Variety	Base Price Per Ton	Brix Factors	Tons
	Dollars	Code a/	

DISTRICT 04 (Cont'd.)

Pinot Gris * (Cont'd.)	1,961.00	000100	6.3
	2,000.00	000100	5.3
	2,046.00	017400	0.8
	2,092.00	000100	25.6
	2,100.00	017800	20.9
	2,115.00	017400	10.0
	2,119.32	017400	67.5
	2,150.00	001400	8.0
	2,200.00	000100	1.7
	2,211.00	017400	30.8
	2,250.00	000100	12.9
	2,250.00	017400	8.7
	2,318.54	017400	92.7
	2,331.25	017400	38.6
	3,000.00	000100	10.2
Wtd. Avg. Base & Total Tons	2,071.14		582.7
Ribolla Gialla *	2,250.00	000100	7.5
Wtd. Avg. Base & Total Tons	2,250.00		7.5
Roussanne	7,790.00	000100	2.5
Wtd. Avg. Base & Total Tons	7,790.00		2.5
Sauvignon Blanc	1,100.00	000100	2.2
	1,250.00	000100	22.7
	1,450.00	000100	14.8
	1,500.00	000100	65.0
	1,500.00	013600	9.3
	1,515.00	000100	15.8
	1,550.00	017000	7.5
	1,596.00	000100	71.4
	1,600.00	000100	37.4
	1,600.00	013600	31.6
	1,605.68	012600	7.0
	1,616.00	000100	59.5
	1,620.94	000100	54.0
	1,625.00	000100	22.8
	1,633.95	017400	1.8
	1,641.89	019300	127.1
	1,645.88	000100	83.5
	1,650.00	000100	58.2
	1,650.00	018900	80.2
	1,650.00	019000	109.8
	1,658.41	000100	24.7
	1,683.42	000100	46.9
	1,683.48	000100	212.0
	1,692.00	000100	37.3
	1,700.00	000100	89.5
	1,700.00	031200	2.4
	1,711.63	021000	36.1
	1,725.00	018900	22.0
	1,728.27	000100	108.4
	1,729.99	000100	9.2
	1,729.99	019100	13.3
	1,730.00	000100	82.7
	1,730.00	014500	16.8
	1,740.00	000100	9.1
	1,745.90	000100	61.8
	1,747.46	000100	86.2
	1,750.00	000100	409.1
	1,750.00	018900	41.4
	1,753.21	000100	57.9
	1,757.62	000100	35.7
	1,775.00	000100	143.3
	1,778.27	000100	44.8
	1,781.70	000100	44.2
	1,800.00	000100	330.1
	1,800.00	001400	3.3
	1,800.00	011100	21.4
	1,800.00	013400	2.1
	1,800.00	020800	10.0
	1,800.00	021000	4.4
	1,800.00	022900	73.8
	1,818.28	000100	221.2
	1,819.77	012600	4.6

	1,820.00	017200	71.3
	1,833.20	000100	12.8
	1,835.06	017000	13.5
	1,836.00	000100	17.2
	1,845.90	000100	188.3
	1,847.20	021000	22.1
	1,850.00	000100	167.7
	1,850.00	017400	77.5
	1,850.00	021000	4.2
	1,873.33	000100	12.4
	1,875.00	000100	41.3
	1,900.00	000100	121.5
	1,900.00	013600	5.5
	1,900.00	019000	42.7
	1,910.68	000100	56.8
	1,911.52	012600	27.1
	1,917.40	000100	88.2
	1,920.49	000100	5.6
	1,939.20	021000	132.2
	1,942.44	000100	10.7
	1,945.90	000100	73.5
	1,974.38	000100	35.1
	1,980.00	000100	12.9
	2,000.00	000100	126.9
	2,000.00	013600	30.1
	2,000.00	014500	7.6
	2,000.00	017600	3.0
	2,000.00	021000	1.0
	2,000.00	021200	2.1
	2,053.00	000100	24.4
	2,070.46	000100	8.5
	2,100.00	000100	91.6
	2,101.55	000100	60.0
	2,200.00	000100	31.4
	2,200.00	011100	7.5
	2,250.00	000100	137.4
	2,300.00	019400	6.0
	2,384.27	000100	2.9
	2,385.08	000100	44.3
	2,386.40	000100	5.6
	2,400.00	000100	5.7
	2,400.00	017400	24.6
	2,470.00	000100	33.4
	2,755.00	000100	8.0
	2,758.04	000100	4.7
	3,000.00	000100	47.7
	3,851.13	000100	7.1
	9,000.00	000100	5.0
Wtd. Avg. Base & Total Tons	1,836.54		5,153.9
Sauvignon Musque	1,796.13	000100	43.1
	1,796.13	019100	4.7
	1,800.00	000100	17.1
	1,901.10	000100	5.1
	2,053.00	000100	4.8
	2,100.00	000100	0.8
	2,250.00	000100	5.8
	2,470.00	000100	12.1
	2,758.04	000100	10.6
Wtd. Avg. Base & Total Tons	2,017.65		104.1
Semillon	1,400.00	000100	2.0
	1,645.88	000100	10.1
	1,750.00	017400	15.9
	1,773.90	000100	7.6
	1,800.00	000100	23.8
	1,800.00	005700	6.8
	1,800.00	011100	0.1
	1,800.00	021000	4.7
	1,826.49	000100	17.4
	1,900.00	000100	13.1
	2,000.00	000100	43.4
	2,000.00	017400	9.5
	2,100.00	000100	28.2
	2,121.00	000100	12.3
	2,200.00	000100	12.8
	2,250.00	000100	10.6
	2,280.00	000100	14.5
	2,381.00	000100	4.2

TABLE 8: BASE PRICE PAID TO GROWERS FOR GRAPES CRUSHED AND DELIVERED TO CALIFORNIA PROCESSORS FROM THE 2007 CROP WITH BRIX FACTORS AND PURCHASED TONNAGE, BY TYPE, VARIETY, REPORTING DISTRICT WHERE GROWN, AND WEIGHTED AVERAGE BASE PRICE.

District, Type, and Variety	Base Price Per Ton	Brix Factors	Tons	District, Type, and Variety	Base Price Per Ton	Brix Factors	Tons
	Dollars	Code a/			Dollars	Code a/	
DISTRICT 04 (Cont'd.)					2,850.00	000100	6.1
					2,900.00	000100	12.2
					3,000.00	000100	13.0
Semillon (Cont'd.)	2,470.00	000100	8.9		3,000.00	019550	11.0
	2,500.00	000100	19.7		3,000.00	021000	0.4
	3,090.00	014500	6.6		3,250.00	000100	4.0
	3,136.64	000100	10.4		3,300.00	000100	13.3
	3,613.86	000100	42.9		3,370.84	000100	16.4
	4,548.23	000100	8.7		3,375.00	000100	4.8
					3,400.00	000100	6.4
Wtd. Avg. Base & Total Tons	2,352.34		334.2		3,400.00	020800	4.1
					3,494.00	019500	27.0
Viognier	525.00	041700	40.8		3,498.00	000100	2.0
	2,000.00	013800	3.0		3,500.00	000100	28.8
	2,114.64	000100	19.3		3,500.00	017400	2.1
	2,200.00	020800	9.4		3,590.11	000100	16.6
	2,241.11	000100	14.2		3,600.00	000100	3.2
	2,261.00	000100	1.2		3,600.00	025100	3.2
	2,300.00	000100	0.6		3,650.00	026700	6.4
	2,400.00	000100	4.8		3,723.33	000100	10.0
	2,500.00	000100	6.1		3,750.00	000100	6.0
	2,579.00	019500	10.7		3,800.00	000100	130.8
	2,750.00	000100	72.7		3,935.00	001400	1.6
	2,758.04	000100	2.3		3,935.18	020900	11.6
	2,800.00	000100	4.5		3,950.00	000100	0.6
	2,800.00	004100	12.8		4,000.00	000100	90.1
	2,800.00	017200	0.5		4,000.00	020900	7.1
	2,800.00	024500	15.4		4,000.00	021600	5.7
	3,000.00	000100	3.3		4,000.00	024500	22.2
	3,052.36	025100	4.8		4,000.00	025100	3.9
	3,165.41	025100	7.3		4,070.00	000100	3.4
	4,500.00	000100	1.9		4,100.00	000100	16.1
					4,143.00	000100	1.8
Wtd. Avg. Base & Total Tons	2,269.24		235.6		4,200.00	000100	4.5
					4,200.00	024500	5.0
White Riesling *	1,000.00	000100	6.0		4,238.94	000100	48.0
	1,250.00	000100	12.0		4,238.94	023000	5.1
	1,300.00	000100	5.2		4,241.00	021500	2.7
	1,420.00	030900	1.2		4,283.00	000100	2.4
	1,750.00	000100	7.5		4,283.00	014500	1.8
	2,494.80	004260	6.1		4,339.00	000100	6.2
	2,495.00	000100	7.1		4,360.51	000100	4.7
	2,579.00	016100	85.7		4,364.72	000100	13.8
	3,400.00	000100	3.1		4,383.00	000100	12.1
	5,158.00	003500	5.4		4,383.06	000100	14.7
					4,386.00	000100	12.4
Wtd. Avg. Base & Total Tons	2,404.42		139.3		4,400.00	000100	8.2
					4,433.00	000100	6.1
Other White b/	2,000.00	000100	0.5		4,433.00	069490	0.7
	2,200.00	010800	8.1		4,441.06	000100	11.6
	5,400.00	000100	0.4		4,450.89	000100	17.4
					4,485.98	019550	3.7
Wtd. Avg. Base & Total Tons	2,331.11		9.0		4,500.00	000100	2.0
					4,500.00	011100	3.1
					4,500.00	013600	6.8
					4,500.00	021000	0.8
					4,500.00	028000	10.5
Aglianico	1,000.00	000100	0.4		4,525.37	000100	1.5
	3,000.00	014100	1.3		4,600.00	000100	12.4
Wtd. Avg. Base & Total Tons	2,529.41		1.7		4,600.00	024500	3.3
					4,602.00	000100	8.0
Barbera	1,500.00	000100	9.1		4,635.00	000100	0.8
	1,887.10	000100	1.4		4,665.17	000100	3.7
	2,000.00	000100	4.5		4,700.00	000100	12.2
	3,000.00	025100	3.8		4,700.00	018100	1.0
	7,790.00	000100	2.3		4,700.00	026900	4.0
					4,807.00	000100	11.0
Wtd. Avg. Base & Total Tons	2,588.10		21.1		4,821.00	000100	4.0
					4,821.37	000100	5.7
Cabernet Franc	650.00	000100	143.7		4,850.00	020900	8.0
	1,000.00	000100	5.7		4,876.00	013600	5.5
	1,500.00	000100	7.0		4,936.78	000100	20.0
	1,700.00	000100	12.1		4,950.00	000100	4.4
	1,800.00	022900	3.8		5,000.00	000100	3.4
	1,900.00	000100	8.1		5,000.00	017400	1.8
	2,000.00	000100	15.9		5,000.00	029200	0.8
	2,281.41	019300	4.4		5,086.73	000100	32.6
	2,500.00	017400	2.6		5,106.18	000100	1.3
	2,500.00	025400	2.2		5,159.53	017600	10.3
	2,500.00	069495	7.7		5,194.00	000100	3.1
	2,800.00	017400	1.9		5,200.00	000100	12.2

TABLE 8: BASE PRICE PAID TO GROWERS FOR GRAPES CRUSHED AND DELIVERED TO CALIFORNIA PROCESSORS FROM THE 2007 CROP WITH BRIX FACTORS AND PURCHASED TONNAGE, BY TYPE, VARIETY, REPORTING DISTRICT WHERE GROWN, AND WEIGHTED AVERAGE BASE PRICE.

District, Type, and Variety	Base Price Per Ton	Brix Factors	Tons	District, Type, and Variety	Base Price Per Ton	Brix Factors	Tons
	Dollars	Code a/			Dollars	Code a/	
DISTRICT 04 (Cont'd.)					1,800.00	022900	3.6
					1,800.00	061300	71.6
					1,900.00	000100	110.0
Cabernet Franc (Cont'd.)	5,237.66	017200	49.4		2,000.00	000100	719.1
	5,237.66	025300	9.6		2,000.00	004100	20.4
	5,238.00	000100	11.7		2,000.00	021800	2.3
	5,300.00	000100	5.0		2,000.00	024500	14.5
	5,400.00	000100	35.2		2,000.00	025400	8.7
	5,400.00	014100	4.1		2,000.00	070100	102.9
	5,455.90	000100	8.2		2,056.91	000100	454.8
	5,455.90	025100	24.8		2,100.00	000100	392.7
	5,500.00	000100	5.1		2,116.16	000100	8.4
	5,540.94	000100	11.9		2,150.00	000100	136.6
	5,750.00	000100	1.8		2,200.00	000100	803.6
	5,808.33	021000	4.8		2,200.00	025100	118.2
	5,850.00	000100	22.1		2,250.00	000100	29.8
	5,892.37	000100	5.5		2,300.00	000100	106.5
	6,000.00	000100	1.4		2,300.00	014500	24.3
	6,000.00	002900	9.3		2,300.00	017200	8.6
	6,000.00	014500	1.4		2,300.00	061300	105.1
	6,081.00	000100	1.9		2,300.00	065200	12.2
	6,120.00	000100	2.4		2,400.00	000100	210.9
	6,140.40	000100	13.9		2,400.00	021000	24.2
	6,250.00	013600	2.8		2,400.00	024400	66.7
	6,250.00	025300	0.9		2,400.00	070100	61.1
	6,440.68	000100	2.3		2,497.89	000100	4.0
	6,500.00	000100	13.8		2,500.00	000100	645.5
	6,500.00	025100	1.3		2,500.00	001400	5.9
	6,535.83	000100	0.7		2,500.00	013600	57.0
	6,547.00	000100	3.6		2,500.00	014500	15.3
	6,547.00	021800	1.8		2,500.00	017200	19.3
	6,570.74	000100	3.6		2,500.00	019550	20.3
	6,600.00	027800	5.6		2,500.00	022800	60.7
	6,784.00	000100	2.0		2,500.00	027800	2.7
	6,950.00	000100	12.9		2,500.00	065200	55.5
	7,000.00	000100	0.5		2,500.00	069495	42.3
	7,000.00	021800	0.6		2,578.88	000100	13.1
	7,000.00	067995	1.0		2,600.00	013600	111.9
	7,323.62	000100	2.0		2,600.00	024500	2.8
	7,500.00	000100	10.8		2,700.00	000100	169.5
	7,790.00	000100	13.6		2,700.00	014500	9.8
	8,000.00	000100	4.4		2,700.00	021500	3.2
	8,000.00	026700	22.4		2,700.00	021600	3.3
	8,031.56	000100	1.0		2,700.00	024500	8.7
	9,101.31	000100	2.1		2,700.00	024800	2.1
	9,189.40	024800	3.6		2,711.58	000100	24.3
	9,500.00	000100	5.5		2,750.00	000100	38.4
	9,500.00	021000	0.9		2,750.00	022800	83.6
	9,623.64	000100	1.3		2,800.00	000100	258.9
	9,638.10	000100	1.2		2,800.00	021200	6.8
	10,000.00	000100	6.1		2,800.00	024500	5.9
	10,000.00	025300	2.2		2,800.00	025400	14.0
	10,000.00	027800	3.4		2,806.75	015120	138.4
	11,904.04	024500	1.6		2,850.00	000100	3.7
	12,500.00	000100	0.3		2,889.98	000100	43.5
	12,887.56	000100	2.4		2,900.00	000100	22.6
	14,689.33	000100	2.9		2,902.82	000100	54.3
	15,000.00	028100	6.1		2,971.92	017200	0.9
					2,972.30	021000	50.9
Wtd. Avg. Base & Total Tons	4,295.42		1,459.0		3,000.00	000100	156.2
					3,000.00	013800	29.8
Cabernet Sauvignon	350.00	000100	73.1		3,000.00	019300	23.4
	500.00	000100	3.2		3,000.00	021000	1.7
	500.00	017600	3.7		3,000.00	021500	18.7
	800.00	000100	25.6		3,000.00	024500	17.7
	1,000.00	000100	7.4		3,000.00	025100	4.1
	1,010.00	000100	10.7		3,000.00	025400	16.2
	1,100.00	000100	2.4		3,000.00	026800	88.4
	1,200.00	000100	18.8		3,000.00	060750	6.6
	1,200.00	014500	2.4		3,000.00	069920	5.6
	1,300.00	000100	5.5		3,030.00	000100	3.1
	1,500.00	000100	95.0		3,030.15	000100	71.6
	1,500.00	014100	11.0		3,030.15	021000	35.7
	1,500.00	014500	1.0		3,100.00	000100	98.9
	1,500.00	021200	5.0		3,100.00	021500	21.2
	1,500.00	021800	4.1		3,100.00	025100	10.0
	1,500.00	061300	235.1		3,125.00	000100	84.6
	1,500.00	065500	148.9		3,200.00	000100	232.5
	1,600.00	000100	19.4		3,200.00	022900	121.9
	1,700.00	024800	6.9		3,200.00	024500	8.0
	1,800.00	000100	131.7		3,200.00	025100	4.7

TABLE 8: BASE PRICE PAID TO GROWERS FOR GRAPES CRUSHED AND DELIVERED TO CALIFORNIA PROCESSORS FROM THE 2007 CROP WITH BRIX FACTORS AND PURCHASED TONNAGE, BY TYPE, VARIETY, REPORTING DISTRICT WHERE GROWN, AND WEIGHTED AVERAGE BASE PRICE.

District, Type, and Variety	Base Price Per Ton	Brix Factors	Tons	District, Type, and Variety	Base Price Per Ton	Brix Factors	Tons
	Dollars	Code a/			Dollars	Code a/	
DISTRICT 04 (Cont'd.)					4,000.00	017400	15.5
Cabernet Sauvignon (Cont'd.)	3,200.00	027800	2.0		4,000.00	019300	21.6
	3,242.86	000100	14.9		4,000.00	020800	11.7
	3,250.00	000100	35.8		4,000.00	020900	26.3
	3,250.00	025100	335.0		4,000.00	021500	4.7
	3,255.00	019500	170.9		4,000.00	024500	78.2
	3,300.00	000100	3.7		4,000.00	024600	1.4
	3,300.00	017400	9.4		4,000.00	025100	164.0
	3,300.00	021500	24.2		4,000.00	027600	6.0
	3,300.00	025100	17.9		4,000.00	027800	28.8
	3,300.00	025300	5.2		4,015.67	000100	1.9
	3,305.50	025100	27.2		4,016.00	000100	9.2
	3,340.17	022800	68.4		4,026.21	000100	13.7
	3,350.00	021500	56.8		4,040.00	000100	43.8
	3,379.54	000100	302.2		4,055.14	000100	38.9
	3,392.92	019300	7.2		4,082.14	000100	26.8
	3,400.00	000100	110.7		4,087.20	000100	23.4
	3,446.04	000100	51.0		4,100.00	000100	290.3
	3,450.00	024500	10.5		4,100.00	021000	10.6
	3,456.42	024500	19.2		4,100.00	021500	13.8
	3,500.00	000100	1,917.5		4,100.00	024500	0.9
	3,500.00	001400	3.7		4,100.00	025400	25.3
	3,500.00	014500	4.2		4,107.54	000100	169.4
	3,500.00	020800	15.3		4,117.16	000100	16.8
	3,500.00	021200	10.7		4,120.00	025100	8.0
	3,500.00	021500	2.7		4,125.00	000100	44.3
	3,500.00	024500	17.4		4,126.00	000100	56.5
	3,500.00	024800	2.2		4,126.00	021500	3.8
	3,500.00	025100	55.0		4,126.00	021800	4.2
	3,500.00	026500	20.0		4,126.21	000100	1.2
	3,500.00	027800	2.7		4,126.21	024500	10.1
	3,562.89	021100	23.6		4,126.21	026700	5.1
	3,564.06	000100	56.2		4,126.26	000100	17.5
	3,566.30	000100	76.3		4,127.62	017600	30.7
	3,600.00	000100	137.3		4,127.66	000100	98.0
	3,631.39	026700	16.5		4,127.66	017200	46.0
	3,650.00	026700	45.1		4,137.00	000100	8.0
	3,653.31	021100	73.3		4,138.00	000100	8.0
	3,675.00	026800	14.3		4,138.00	024500	1.2
	3,700.00	000100	55.1		4,138.31	000100	14.4
	3,700.00	025400	17.2		4,139.90	000100	8.4
	3,725.55	019300	10.8		4,150.00	000100	70.6
	3,735.73	000100	32.3		4,155.32	000100	3.6
	3,750.00	000100	26.4		4,160.00	024500	21.7
	3,750.00	020900	16.5		4,160.60	000100	361.7
	3,750.00	025100	24.2		4,167.52	000100	38.9
	3,781.82	000100	8.3		4,167.69	000100	142.3
	3,800.00	000100	362.4		4,175.00	000100	9.5
	3,800.00	024500	10.4		4,179.69	000100	46.9
	3,816.00	000100	4.0		4,198.40	000100	11.8
	3,850.00	000100	22.8		4,199.25	000100	11.2
	3,890.00	020800	28.6		4,200.00	000100	389.0
	3,900.00	000100	43.6		4,200.00	014500	4.1
	3,900.00	002900	10.4		4,200.00	017400	9.0
	3,900.00	004100	19.3		4,200.00	017600	21.4
	3,900.00	014500	10.3		4,200.00	020900	3.7
	3,900.00	020800	8.2		4,200.00	021000	51.7
	3,900.00	024500	10.0		4,200.00	021200	5.9
	3,927.62	000100	136.3		4,200.00	021500	4.6
	3,950.00	000100	6.4		4,200.00	024500	10.6
	3,960.06	000100	3.5		4,200.00	025400	13.7
	3,960.30	000100	19.1		4,200.44	000100	29.0
	3,960.60	000100	19.0		4,250.00	000100	129.9
	3,960.60	020800	52.7		4,275.00	000100	5.7
	3,961.00	000100	4.2		4,276.26	000100	40.3
	3,962.56	000100	298.6		4,300.00	000100	96.5
	3,962.56	002200	44.2		4,300.00	025400	6.3
	3,962.56	013600	30.4		4,300.00	028100	1.5
	3,962.56	017200	104.9		4,311.11	000100	18.7
	3,962.56	019200	65.7		4,332.52	000100	20.0
	3,962.56	023000	45.3		4,332.52	021600	10.0
	3,963.00	000100	2.7		4,332.57	000100	29.8
	3,963.98	000100	11.0		4,333.00	000100	14.9
	3,966.45	022900	152.0		4,334.00	000100	30.9
	3,972.00	000100	7.8		4,334.04	000100	35.2
	3,991.00	000100	23.1		4,347.80	025100	11.5
	3,997.00	000100	24.0		4,356.66	000100	41.5
	4,000.00	000100	585.9		4,356.66	021000	192.0
	4,000.00	002900	4.9		4,358.82	000100	125.4
					4,358.82	019300	124.1
					4,371.00	000100	141.0

TABLE 8: BASE PRICE PAID TO GROWERS FOR GRAPES CRUSHED AND DELIVERED TO CALIFORNIA PROCESSORS FROM THE 2007 CROP WITH BRIX FACTORS AND PURCHASED TONNAGE, BY TYPE, VARIETY, REPORTING DISTRICT WHERE GROWN, AND WEIGHTED AVERAGE BASE PRICE.

District, Type, and Variety	Base Price Per Ton	Brix Factors	Tons
	Dollars	Code a/	

District, Type, and Variety	Base Price Per Ton	Brix Factors	Tons
	Dollars	Code a/	

DISTRICT 04 (Cont'd.)

Cabernet Sauvignon (Cont'd.)	4,384.42	000100	24.9
	4,400.00	000100	270.9
	4,414.75	000100	21.4
	4,450.00	000100	7.8
	4,456.68	000100	136.6
	4,456.68	020800	18.8
	4,462.62	000100	23.6
	4,466.25	000100	13.3
	4,468.00	021000	4.3
	4,477.54	000100	45.1
	4,500.00	000100	441.7
	4,500.00	002600	6.7
	4,500.00	011300	5.0
	4,500.00	014500	8.4
	4,500.00	017800	2.9
	4,500.00	019550	17.0
	4,500.00	020900	7.4
	4,500.00	021500	2.0
	4,500.00	024500	2.6
	4,500.00	025100	11.0
	4,500.00	027800	12.1
	4,538.60	025100	9.5
	4,538.83	000100	15.0
	4,538.89	000100	118.0
	4,539.00	000100	12.0
	4,540.38	000100	891.3
	4,540.42	000100	7.2
	4,540.43	000100	43.8
	4,545.00	000100	23.4
	4,552.14	000100	133.2
	4,553.00	000100	10.2
	4,553.00	013600	66.8
	4,556.94	000100	350.6
	4,600.00	000100	84.0
	4,600.00	021200	5.1
	4,600.00	024800	8.6
	4,600.00	026800	22.0
	4,625.00	000100	3.7
	4,650.00	000100	71.7
	4,650.00	021500	5.4
	4,675.00	000100	7.4
	4,682.51	000100	598.9
	4,691.67	000100	21.0
	4,700.00	000100	134.6
	4,727.81	000100	4.7
	4,746.81	000100	129.6
	4,746.81	013600	21.4
	4,746.81	019500	9.0
	4,746.81	020900	5.8
	4,750.00	000100	33.1
	4,753.00	013600	4.1
	4,755.00	000100	14.2
	4,755.07	000100	49.6
	4,755.07	017200	188.8
	4,764.08	021200	9.0
	4,786.00	000100	5.1
	4,800.00	000100	69.9
	4,800.00	014100	48.1
	4,800.00	014500	15.8
	4,800.00	020900	9.2
	4,800.00	021200	3.3
	4,800.00	021500	3.8
	4,801.54	022900	12.0
	4,850.00	020900	203.2
	4,872.22	000100	61.7
	4,875.00	004100	16.4
	4,900.00	000100	5.0
	4,926.86	000100	16.5
	4,950.00	000100	24.7
	4,950.00	021200	29.4
	4,950.00	021800	10.0
	4,951.00	021200	6.4
	4,951.45	000100	15.2
	4,951.45	025300	4.7
	4,951.51	000100	120.1
	4,951.51	021500	26.6
	4,952.91	000100	37.2
	4,953.14	000100	37.2

	4,953.14	017600	27.7
	4,953.19	000100	228.3
	4,953.19	017200	285.7
	4,953.19	020900	120.1
	4,953.19	025100	45.8
	4,956.52	002600	2.3
	4,995.00	000100	43.2
	5,000.00	000100	930.7
	5,000.00	001400	1.8
	5,000.00	002300	0.7
	5,000.00	002900	23.7
	5,000.00	004100	78.9
	5,000.00	013400	1.9
	5,000.00	017200	31.1
	5,000.00	020900	4.6
	5,000.00	021500	5.1
	5,000.00	022900	34.0
	5,000.00	023200	6.1
	5,000.00	024600	3.0
	5,000.00	025100	58.9
	5,000.00	025300	3.1
	5,000.00	025400	61.8
	5,000.00	027800	6.0
	5,000.00	028100	2.2
	5,000.00	069490	3.4
	5,014.08	002600	7.1
	5,019.19	000100	45.4
	5,035.10	000100	70.0
	5,035.70	025300	2.5
	5,069.57	000100	38.7
	5,070.00	000100	39.7
	5,100.00	000100	8.3
	5,100.00	025300	1.0
	5,128.66	000100	102.5
	5,130.00	000100	38.9
	5,157.76	000100	21.4
	5,157.83	000100	13.3
	5,157.83	013600	35.4
	5,158.00	000100	0.4
	5,159.53	017400	237.6
	5,159.53	017600	176.4
	5,159.58	000100	243.6
	5,159.58	013600	7.8
	5,159.58	021000	5.8
	5,159.68	025100	29.7
	5,172.89	000100	119.1
	5,186.16	000100	31.3
	5,192.00	000100	15.0
	5,194.00	000100	8.4
	5,200.00	000100	29.6
	5,200.00	025100	0.9
	5,200.00	025400	16.2
	5,205.00	000100	10.8
	5,205.66	000100	14.1
	5,211.00	000100	15.9
	5,216.44	000100	9.6
	5,219.00	000100	36.1
	5,232.25	000100	17.2
	5,237.66	024500	2.7
	5,240.35	000100	27.2
	5,250.00	000100	0.8
	5,263.00	000100	5.2
	5,295.00	000100	46.3
	5,300.00	000100	5.8
	5,300.00	025400	15.4
	5,300.00	027200	17.5
	5,333.00	000100	9.0
	5,350.00	000100	1.4
	5,364.07	000100	7.0
	5,364.14	000100	6.2
	5,365.91	000100	47.5
	5,365.91	017600	14.2
	5,395.61	000100	7.3
	5,400.00	000100	669.4
	5,483.63	000100	9.2
	5,487.93	017600	117.9
	5,487.93	021000	74.1
	5,500.00	000100	267.7
	5,500.00	013600	15.8
	5,500.00	017600	10.4
	5,500.00	017800	1.8

TABLE 8: BASE PRICE PAID TO GROWERS FOR GRAPES CRUSHED AND DELIVERED TO CALIFORNIA PROCESSORS FROM THE 2007 CROP WITH BRIX FACTORS AND PURCHASED TONNAGE, BY TYPE, VARIETY, REPORTING DISTRICT WHERE GROWN, AND WEIGHTED AVERAGE BASE PRICE.

District, Type, and Variety	Base Price Per Ton	Brix Factors	Tons
	Dollars	Code a/	

District, Type, and Variety	Base Price Per Ton	Brix Factors	Tons
	Dollars	Code a/	

DISTRICT 04 (Cont'd.)

Cabernet Sauvignon (Cont'd.)	5,500.00	022700	10.9
	5,500.00	022900	30.5
	5,500.00	025100	8.7
	5,500.00	025300	7.2
	5,500.00	025400	23.2
	5,500.00	027600	5.0
	5,540.00	000100	34.6
	5,553.00	000100	0.8
	5,565.00	024800	6.6
	5,565.89	024800	3.4
	5,570.45	000100	3.3
	5,571.00	000100	11.3
	5,572.34	000100	20.7
	5,593.45	000100	15.0
	5,600.00	000100	3.0
	5,678.57	000100	15.4
	5,700.00	000100	124.7
	5,750.00	000100	54.2
	5,782.35	000100	11.4
	5,800.00	000100	129.6
	5,800.00	021200	37.8
	5,800.00	024500	2.2
	5,800.00	025100	43.6
	5,800.00	025300	23.4
	5,800.00	025400	13.2
	5,819.00	027800	16.5
	5,850.00	000100	36.4
	5,878.00	000100	8.5
	5,940.90	020800	6.4
	5,950.80	000100	29.3
	5,958.16	024500	23.3
	5,985.05	017600	52.4
	6,000.00	000100	191.0
	6,000.00	013600	6.0
	6,000.00	014500	13.6
	6,000.00	017800	6.0
	6,000.00	020800	7.4
	6,000.00	020900	5.3
	6,000.00	021000	4.5
	6,000.00	021200	5.0
	6,000.00	021500	17.7
	6,000.00	021800	2.2
	6,000.00	023200	6.9
	6,000.00	024500	14.2
	6,000.00	025100	29.2
	6,000.00	025300	1.1
	6,186.00	021800	2.6
	6,189.00	000100	5.2
	6,189.39	000100	22.1
	6,191.00	000100	35.0
	6,191.00	021800	15.0
	6,191.43	000100	16.7
	6,191.49	000100	30.3
	6,191.49	021000	16.1
	6,200.00	000100	4.6
	6,200.00	021800	3.1
	6,223.30	000100	7.3
	6,259.00	000100	16.9
	6,300.00	000100	40.5
	6,300.00	013800	5.7
	6,300.00	025100	5.1
	6,300.00	025400	11.4
	6,366.05	024800	11.3
	6,375.11	000100	28.2
	6,384.26	000100	9.1
	6,400.00	000100	26.6
	6,446.00	027120	4.7
	6,459.00	000100	7.1
	6,500.00	000100	205.5
	6,500.00	020900	5.9
	6,500.00	021000	4.6
	6,500.00	021200	5.0
	6,500.00	023100	10.4
	6,500.00	024500	93.0
	6,500.00	025100	21.3
	6,500.00	027800	15.9
	6,535.83	000100	6.5
	6,604.26	000100	9.9

6,644.00	000100	3.8
6,700.00	000100	17.3
6,700.00	004100	88.2
6,702.00	000100	11.1
6,729.00	000100	2.3
6,733.17	025100	27.3
6,750.00	000100	111.0
6,750.00	060775	17.1
6,756.00	019500	55.1
6,800.00	000100	112.2
6,903.45	000100	111.1
7,000.00	000100	29.3
7,000.00	025100	11.3
7,000.00	027600	8.3
7,017.02	062400	57.4
7,028.10	000100	32.9
7,150.00	000100	3.5
7,200.00	021500	26.3
7,306.00	000100	15.8
7,332.93	000100	12.4
7,382.49	000100	34.3
7,500.00	000100	52.8
7,500.00	014000	16.5
7,790.00	000100	28.1
7,820.00	000100	9.8
7,829.00	000100	6.5
7,900.00	000100	16.9
8,000.00	000100	116.9
8,003.62	000100	22.3
8,037.12	000100	27.0
8,050.00	000100	151.5
8,140.00	000100	50.0
8,231.00	000100	15.8
8,245.00	000100	2.6
8,250.00	021100	31.8
8,255.32	000100	2.5
8,255.32	021500	1.8
8,276.62	000100	13.3
8,333.00	024800	4.8
8,334.72	000100	18.3
8,350.00	000100	17.3
8,350.43	024500	2.5
8,427.00	021800	7.0
8,437.50	015800	31.5
8,500.00	000100	8.9
8,500.00	013800	12.3
8,500.00	021500	3.5
8,839.00	000100	6.7
9,000.00	000100	2.8
9,000.00	028100	3.6
9,005.72	000100	12.9
9,096.77	026700	21.6
9,123.90	000100	2.9
9,189.40	024800	15.3
9,199.89	000100	10.9
9,225.00	027800	6.9
9,342.39	024500	4.1
9,350.00	000100	13.9
9,500.00	000100	62.8
9,500.00	021000	6.3
9,605.58	000100	2.9
9,828.26	000100	8.1
9,904.32	000100	19.0
10,000.00	000100	73.1
10,000.00	021500	4.3
10,000.00	025300	13.5
10,112.74	000100	5.9
10,319.15	024500	124.0
10,336.48	000100	12.4
10,886.56	024500	3.4
11,207.50	000100	14.8
11,213.36	000100	5.8
11,574.20	000100	3.6
11,644.23	000100	21.8
11,668.00	021800	0.7
11,809.84	024500	3.0
11,890.91	000100	4.4
12,308.12	000100	3.6
12,500.00	021500	0.8
12,870.15	000100	4.7
12,887.56	000100	55.1

TABLE 8: BASE PRICE PAID TO GROWERS FOR GRAPES CRUSHED AND DELIVERED TO CALIFORNIA PROCESSORS FROM THE 2007 CROP WITH BRIX FACTORS AND PURCHASED TONNAGE, BY TYPE, VARIETY, REPORTING DISTRICT WHERE GROWN, AND WEIGHTED AVERAGE BASE PRICE.

District, Type, and Variety	Base Price Per Ton	Brix Factors	Tons
	Dollars	Code a/	

District, Type, and Variety	Base Price Per Ton	Brix Factors	Tons
	Dollars	Code a/	

DISTRICT 04 (Cont'd.)

Cabernet Sauvignon (Cont'd.)	13,275.68	024500	6.6
	13,367.56	000100	48.7
	14,024.55	000100	15.5
	14,113.32	000100	7.5
	14,193.67	024500	2.6
	14,246.06	000100	13.9
	14,882.00	000100	4.4
	15,000.00	000100	8.4
	15,000.00	025300	5.8
	15,000.00	028100	81.4
	15,268.23	000100	3.6
	15,389.71	000100	5.2
	16,270.37	024500	3.7
	16,594.83	024500	2.3
	19,047.62	024500	2.0
	23,500.00	000100	7.0
	26,726.69	000100	9.3
	37,301.59	000100	1.5
Wtd. Avg. Base & Total Tons	4,302.85		31,248.3
Carignane	1,939.00	000100	4.7
	2,456.03	000100	3.7
	3,200.00	000100	4.3
Wtd. Avg. Base & Total Tons	2,516.58		12.7
Charbono	895.13	000100	11.7
	1,200.00	000100	1.4
	1,500.00	000100	6.5
	1,800.00	019100	1.0
	1,850.00	000100	4.9
	2,000.00	000100	3.0
	2,000.00	021500	4.5
	2,200.00	000100	3.9
	2,391.55	000100	6.3
	2,400.00	000100	18.1
	2,500.00	000100	10.4
	2,700.00	021600	4.6
	2,800.00	000100	35.7
	3,200.00	000100	4.5
Wtd. Avg. Base & Total Tons	2,297.29		116.5
Dolcetto	979.41	000100	13.1
	1,000.00	000100	21.1
	1,110.78	000100	0.3
Wtd. Avg. Base & Total Tons	993.15		34.5
Early Burgundy	2,000.00	013600	2.3
	3,400.00	025100	2.0
Wtd. Avg. Base & Total Tons	2,651.16		4.3
Gamay (Napa) *	1,307.00	013600	7.1
	1,500.00	000100	8.3
	1,600.00	000100	9.4
	1,800.00	000100	2.0
Wtd. Avg. Base & Total Tons	1,506.33		26.8
Gamay Beaujolais	1,315.42	000100	4.4
	1,900.00	000100	8.9
Wtd. Avg. Base & Total Tons	1,706.61		13.3
Grenache *	2,000.00	000100	19.0
	2,050.00	001400	1.6
	2,200.00	000100	6.9
	2,600.00	000100	5.4
	2,600.00	025300	0.8
	2,700.00	021600	0.9
	3,279.77	000100	7.7
	3,428.85	000100	4.2
	3,450.00	000100	2.7
	3,500.00	000100	7.3
	4,000.00	000100	4.3

	4,500.00	019550	0.3
Wtd. Avg. Base & Total Tons	2,750.91		61.1
Malbec	1,000.00	025400	2.2
	1,800.00	001400	1.7
	2,000.00	000100	4.3
	2,000.00	024500	1.2
	2,500.00	024800	0.3
	2,500.00	025400	0.7
	2,800.00	000100	3.2
	2,900.00	000100	5.8
	2,992.50	000100	15.4
	3,000.00	000100	6.7
	3,000.00	017400	2.3
	3,000.00	021800	1.8
	3,000.00	028000	1.8
	3,200.00	000100	16.6
	3,300.00	000100	8.1
	3,491.25	000100	1.7
	3,494.00	019500	12.1
	3,500.00	000100	10.8
	3,500.00	029125	0.7
	3,501.33	000100	10.5
	3,533.52	000100	25.5
	3,534.04	000100	4.5
	3,600.00	000100	0.9
	3,700.00	000100	19.0
	3,700.00	025400	4.7
	3,913.14	000100	2.2
	3,950.00	000100	0.1
	3,963.91	000100	1.1
	3,989.33	000100	3.6
	4,000.00	004100	0.9
	4,000.00	020900	1.8
	4,113.14	000100	8.0
	4,120.00	000100	2.2
	4,125.00	000100	0.5
	4,130.00	000100	5.7
	4,150.00	000100	0.5
	4,200.00	000100	7.7
	4,304.45	000100	5.5
	4,325.87	000100	6.3
	4,326.00	000100	1.3
	4,353.75	000100	6.6
	4,370.00	013600	3.5
	4,644.49	021100	6.5
	4,695.77	000100	12.6
	4,695.77	024500	9.8
	4,719.13	000100	9.5
	4,894.31	000100	17.0
	4,915.76	000100	11.3
	4,915.76	025100	13.3
	4,965.11	000100	11.2
	5,000.00	018100	1.0
	5,250.00	000100	0.1
	5,334.08	000100	4.1
	5,350.00	000100	2.0
	5,500.00	000100	8.7
	5,500.00	014100	4.0
	5,665.00	000100	0.6
	5,758.77	000100	3.8
	6,101.28	000100	1.1
	6,500.00	021800	0.6
	6,733.17	025100	1.4
	6,800.00	000100	1.9
	7,790.00	000100	0.4
	8,000.00	000100	0.8
Wtd. Avg. Base & Total Tons	4,059.64		341.7
Mataro *	2,500.00	025300	3.8
	3,000.00	000100	5.2
	3,498.41	000100	4.3
	3,625.00	000100	2.0
Wtd. Avg. Base & Total Tons	3,097.59		15.3
Merlot	600.00	000100	98.9
	750.00	000100	7.0
	800.00	021500	1.9

TABLE 8: BASE PRICE PAID TO GROWERS FOR GRAPES CRUSHED AND DELIVERED TO CALIFORNIA PROCESSORS FROM THE 2007 CROP WITH BRIX FACTORS AND PURCHASED TONNAGE, BY TYPE, VARIETY, REPORTING DISTRICT WHERE GROWN, AND WEIGHTED AVERAGE BASE PRICE.

District, Type, and Variety	Base Price Per Ton	Brix Factors	Tons	District, Type, and Variety	Base Price Per Ton	Brix Factors	Tons
	Dollars	Code a/			Dollars	Code a/	
DISTRICT 04 (Cont'd.)							
Merlot (Cont'd.)	850.00	061300	202.5		2,500.00	027600	6.0
	950.00	000100	28.2		2,500.00	067986	151.3
	1,000.00	000100	41.9		2,560.50	060890	326.0
	1,000.00	025400	6.4		2,560.50	060910	183.5
	1,100.00	000100	25.7		2,584.00	019500	95.5
	1,200.00	000100	32.7		2,596.00	000100	12.5
	1,200.00	001000	55.0		2,600.00	000100	6.2
	1,200.00	021000	5.0		2,600.00	021000	0.6
	1,250.00	000100	32.4		2,600.00	024500	9.1
	1,359.29	000100	96.0		2,613.56	000100	13.7
	1,400.00	000100	19.2		2,623.03	000100	14.4
	1,400.00	065500	238.6		2,623.16	000100	95.9
	1,500.00	000100	134.9		2,629.27	000100	1.0
	1,500.00	001400	5.6		2,631.82	000100	258.8
	1,500.00	002600	4.9		2,650.00	000100	9.2
	1,500.00	021200	6.6		2,650.00	021000	5.9
	1,500.00	025400	15.0		2,652.50	013600	28.2
	1,500.00	027800	5.3		2,652.53	000100	137.1
	1,500.00	060750	3.4		2,652.53	019550	15.1
	1,600.00	000100	330.6		2,652.53	023000	39.9
	1,650.00	000100	33.7		2,661.00	000100	15.1
	1,700.00	000100	249.1		2,661.00	028000	1.7
	1,700.00	070100	80.8		2,661.51	000100	1.6
	1,701.00	000100	10.6		2,661.61	000100	12.2
	1,750.00	002100	14.5		2,669.25	064040	131.8
	1,800.00	000100	127.4		2,669.47	000100	53.4
	1,800.00	022800	31.5		2,678.76	000100	3.9
	1,800.00	024500	12.8		2,683.65	024500	15.0
	1,833.00	000100	7.0		2,684.00	000100	28.9
	1,850.00	001400	2.8		2,684.02	024500	24.1
	1,875.00	000100	10.7		2,684.10	000100	66.2
	1,883.69	000100	97.0		2,684.53	000100	7.0
	1,900.00	000100	158.9		2,690.00	013600	18.7
	1,900.00	017400	1.8		2,690.78	000100	62.6
	1,933.00	013600	52.0		2,690.91	000100	13.9
	2,000.00	000100	122.2		2,700.00	000100	183.8
	2,000.00	001400	3.2		2,700.00	019100	35.8
	2,000.00	004100	6.9		2,700.00	024500	46.4
	2,000.00	017400	3.4		2,707.00	000100	8.4
	2,000.00	017800	1.9		2,707.00	021000	3.0
	2,000.00	019000	28.4		2,714.00	000100	0.9
	2,000.00	019550	10.1		2,717.82	000100	20.9
	2,000.00	020600	1.0		2,750.00	000100	28.6
	2,000.00	022900	72.7		2,762.58	019300	39.2
	2,000.00	024500	19.5		2,776.00	000100	38.1
	2,000.00	025400	2.5		2,776.01	020800	24.7
	2,031.74	000100	19.0		2,776.77	026500	107.1
	2,100.00	000100	150.9		2,785.00	000100	19.9
	2,100.00	021500	8.3		2,792.16	000100	42.2
	2,100.00	069495	17.9		2,800.00	000100	159.0
	2,200.00	000100	43.3		2,800.00	021000	51.3
	2,200.00	013800	66.9		2,800.00	024500	10.3
	2,200.00	019550	20.0		2,816.49	000100	71.3
	2,250.00	014500	4.6		2,818.00	000100	7.5
	2,250.00	065675	4.0		2,850.00	000100	8.4
	2,300.00	000100	92.1		2,852.43	000100	69.5
	2,300.00	018100	3.0		2,890.00	000100	15.4
	2,300.00	025400	1.7		2,900.00	000100	109.2
	2,319.10	000100	50.7		2,917.67	000100	6.3
	2,325.00	020800	129.0		2,917.67	021000	60.9
	2,350.59	000100	78.4		2,917.78	022800	16.1
	2,366.44	000100	3.3		2,928.00	000100	81.7
	2,380.00	000100	25.4		2,939.00	020800	25.7
	2,387.00	000100	3.8		2,947.53	000100	15.5
	2,387.28	000100	27.1		2,950.51	000100	14.5
	2,399.08	000100	81.4		2,952.42	000100	40.5
	2,400.00	000100	90.1		2,952.51	000100	414.8
	2,400.00	004100	10.1		2,960.00	000100	6.3
	2,400.00	019550	18.6		2,970.83	026500	160.9
	2,421.23	000100	24.9		2,978.00	000100	2.0
	2,450.00	000100	5.6		2,978.00	013600	7.7
	2,457.55	022900	51.5		3,000.00	000100	480.6
	2,483.20	000100	16.7		3,000.00	003100	18.2
	2,484.10	000100	124.4		3,000.00	019550	97.9
	2,500.00	000100	276.5		3,000.00	020900	3.5
	2,500.00	013600	7.6		3,000.00	021000	1.4
	2,500.00	022800	11.1		3,000.00	021600	6.7
	2,500.00	024500	3.5		3,000.00	023100	4.0
					3,000.00	024800	9.6
					3,036.00	000100	19.2
					3,050.41	000100	16.1

TABLE 8: BASE PRICE PAID TO GROWERS FOR GRAPES CRUSHED AND DELIVERED TO CALIFORNIA PROCESSORS FROM THE 2007 CROP WITH BRIX FACTORS AND PURCHASED TONNAGE, BY TYPE, VARIETY, REPORTING DISTRICT WHERE GROWN, AND WEIGHTED AVERAGE BASE PRICE.

District, Type, and Variety	Base Price Per Ton	Brix Factors	Tons
	Dollars	Code a/	

District, Type, and Variety	Base Price Per Ton	Brix Factors	Tons
	Dollars	Code a/	

DISTRICT 04 (Cont'd.)

Merlot (Cont'd.)	3,070.00	019550	28.2
	3,070.87	000100	10.0
	3,100.00	000100	93.7
	3,121.22	000100	70.3
	3,150.00	000100	6.0
	3,155.00	000100	44.8
	3,167.19	000100	19.2
	3,177.87	022800	51.3
	3,182.92	000100	7.8
	3,190.13	000100	200.2
	3,200.00	000100	162.3
	3,200.00	028100	2.4
	3,220.82	000100	4.6
	3,220.82	025300	1.2
	3,220.92	000100	35.1
	3,229.09	000100	106.5
	3,229.09	020800	102.7
	3,229.18	000100	58.5
	3,229.18	017200	60.6
	3,229.18	020900	53.1
	3,300.00	000100	2.3
	3,300.00	021600	3.7
	3,300.00	024800	10.8
	3,300.00	025400	4.5
	3,355.13	017400	28.1
	3,363.64	000100	21.4
	3,363.73	000100	25.2
	3,363.73	025100	28.2
	3,363.75	021000	3.7
	3,383.84	000100	27.8
	3,400.00	000100	159.2
	3,450.00	028000	6.2
	3,453.00	000100	26.9
	3,489.33	000100	3.4
	3,498.18	000100	36.5
	3,500.00	000100	57.8
	3,500.00	004100	8.9
	3,505.27	019300	4.5
	3,550.00	000100	69.4
	3,578.91	000100	13.9
	3,578.91	021000	5.8
	3,600.00	000100	63.6
	3,620.30	000100	155.4
	3,646.74	017400	19.3
	3,710.00	000100	24.1
	3,715.71	000100	13.9
	3,750.00	000100	40.7
	3,750.00	025100	8.1
	3,757.74	000100	1.4
	3,800.00	000100	36.6
	3,842.79	000100	11.5
	3,869.00	000100	22.1
	3,990.00	000100	40.4
	4,000.00	000100	92.3
	4,000.00	025100	7.9
	4,000.00	026700	25.1
	4,000.00	026900	12.7
	4,000.00	070546	3.2
	4,026.03	000100	27.5
	4,026.15	000100	2.4
	4,100.00	000100	1.1
	4,100.00	028100	10.7
	4,144.00	000100	20.3
	4,182.96	000100	34.6
	4,200.00	000100	19.0
	4,250.00	003100	7.3
	4,268.83	000100	62.6
	4,300.00	000100	43.8
	4,326.04	000100	18.3
	4,378.00	000100	0.8
	4,500.00	000100	24.7
	4,700.00	026900	16.0
	4,750.00	000100	5.8
	4,750.00	025100	1.1
	4,800.00	000100	13.1
	4,900.00	000100	10.5
	4,911.00	019600	1.2
	5,000.00	000100	53.6

	5,044.04	000100	2.8
	5,137.99	000100	86.3
	5,200.00	000100	30.3
	5,400.00	000100	91.2
	5,411.15	000100	35.5
	5,414.14	000100	5.0
	5,500.00	000100	2.1
	5,500.00	013600	9.3
	5,540.35	000100	23.0
	5,709.00	021800	7.6
	5,985.05	017400	5.1
	6,000.00	000100	6.2
	6,120.00	000100	3.0
	6,163.96	000100	9.7
	6,259.00	000100	11.3
	6,500.00	000100	20.9
	6,535.83	000100	2.4
	6,651.10	000100	0.6
	6,700.00	004100	6.2
	7,104.50	000100	2.4
	7,500.00	000100	0.9
	7,790.00	000100	3.3
	7,969.00	021800	2.0
	8,000.00	000100	7.7
	8,000.00	025300	8.1
	8,000.00	027800	6.4
	9,500.00	000100	1.3
	12,887.56	000100	3.6
Wtd. Avg. Base & Total Tons	2,722.38		11,522.1
Meunier *	1,700.00	007900	39.9
	1,800.00	000100	3.9
	2,000.00	000100	9.1
Wtd. Avg. Base & Total Tons	1,758.98		52.9
Montepulciano	1,695.89	000100	2.5
Wtd. Avg. Base & Total Tons	1,695.89		2.5
Nebbiolo	2,216.00	021500	6.7
Wtd. Avg. Base & Total Tons	2,216.00		6.7
Negrette *	4,036.00	000100	3.9
Wtd. Avg. Base & Total Tons	4,036.00		3.9
Petit Verdot	1,000.00	000100	24.6
	1,750.00	000100	21.6
	2,000.00	000100	0.4
	2,000.00	024500	0.5
	2,200.00	069495	6.9
	2,500.00	000100	1.6
	2,500.00	013600	6.8
	2,800.00	000100	3.3
	3,000.00	000100	19.6
	3,000.00	028000	1.9
	3,017.00	000100	0.4
	3,030.00	000100	1.9
	3,494.00	019500	1.3
	3,494.00	019650	6.1
	3,500.00	000100	32.9
	3,500.30	000100	5.9
	3,700.00	027500	3.3
	3,800.00	000100	4.5
	3,800.00	017400	6.7
	3,950.00	000100	0.2
	3,972.00	014500	2.0
	4,000.00	000100	18.6
	4,000.00	001400	1.6
	4,000.00	027600	4.7
	4,084.54	000100	16.2
	4,100.00	000100	8.5
	4,116.70	000100	17.1
	4,125.00	000100	4.5
	4,150.00	000100	0.2
	4,200.00	000100	6.0
	4,358.82	019300	17.6
	4,400.00	000100	0.3

TABLE 8: BASE PRICE PAID TO GROWERS FOR GRAPES CRUSHED AND DELIVERED TO CALIFORNIA PROCESSORS FROM THE 2007 CROP WITH BRIX FACTORS AND PURCHASED TONNAGE, BY TYPE, VARIETY, REPORTING DISTRICT WHERE GROWN, AND WEIGHTED AVERAGE BASE PRICE.

District, Type, and Variety	Base Price Per Ton	Brix Factors	Tons	District, Type, and Variety	Base Price Per Ton	Brix Factors	Tons
	Dollars	Code a/			Dollars	Code a/	
DISTRICT 04 (Cont'd.)					14,452.25	000100	7.1
					15,000.00	028100	2.4
					18,367.00	000100	0.5
Petit Verdot (Cont'd.)	4,500.00	000100	16.0	Wtd. Avg. Base & Total Tons	5,026.66		642.0
	4,500.00	020900	3.0				
	4,545.00	000100	2.6	Petite Sirah	218.00	021800	2.4
	4,576.01	000100	1.4		1,000.00	000100	140.8
	4,700.00	000100	1.1		1,161.50	000100	20.6
	4,700.00	026900	3.5		1,164.50	000100	2.9
	4,800.00	000100	7.3		1,500.00	000100	39.6
	4,951.51	000100	1.5		1,797.30	000100	20.6
	5,000.00	000100	2.8		1,800.00	021000	2.0
	5,047.00	024500	1.9		2,000.00	000100	8.5
	5,047.64	000100	7.0		2,000.00	024500	11.0
	5,047.64	023000	8.0		2,200.00	000100	10.9
	5,073.00	000100	1.0		2,200.00	002600	3.6
	5,082.00	000100	3.0		2,250.00	000100	5.1
	5,092.00	000100	9.1		2,400.00	000100	11.7
	5,092.09	000100	0.1		2,456.56	060890	74.4
	5,100.00	000100	1.3		2,500.00	000100	47.8
	5,135.00	000100	2.6		2,500.00	021000	1.6
	5,159.53	017600	7.9		2,500.00	069495	13.0
	5,200.00	000100	14.1		2,525.00	000100	5.3
	5,247.64	000100	51.9		2,700.00	000100	37.4
	5,300.00	000100	2.5		2,700.00	002600	16.4
	5,300.02	000100	5.1		2,700.00	027800	3.3
	5,346.69	020800	9.5		2,750.00	000100	34.7
	5,350.00	000100	5.0		2,763.00	000100	2.3
	5,400.00	000100	7.8		2,800.00	000100	3.1
	5,500.00	000100	12.1		2,850.00	024500	5.3
	5,500.00	014100	0.8		3,000.00	000100	122.6
	5,500.00	025100	3.5		3,000.00	001900	25.3
	5,500.00	028300	1.5		3,000.00	017400	2.3
	5,552.00	000100	4.3		3,000.00	020800	2.3
	5,552.40	000100	0.9		3,000.00	021200	3.4
	5,552.40	021000	7.8		3,000.00	021500	2.8
	5,592.90	000100	15.0		3,000.00	021800	2.7
	5,601.00	000100	2.2		3,000.00	060517	4.0
	5,601.30	000100	8.6		3,100.00	000100	47.1
	5,601.30	017200	8.9		3,100.00	017200	7.7
	5,627.00	013600	0.4		3,100.00	025100	2.2
	5,800.00	000100	3.0		3,125.00	000100	14.9
	5,961.55	021200	0.9		3,191.73	000100	8.9
	6,000.00	000100	2.4		3,200.00	000100	59.4
	6,000.00	004100	2.0		3,200.00	017800	3.1
	6,000.00	025100	1.6		3,200.00	020900	8.2
	6,000.00	028300	3.4		3,209.00	000100	5.9
	6,057.17	017200	5.6		3,209.00	028100	2.0
	6,101.29	000100	1.5		3,209.29	000100	20.4
	6,110.00	021800	0.9		3,209.29	022900	2.2
	6,110.50	000100	15.2		3,250.00	000100	4.7
	6,110.51	000100	12.4		3,296.52	000100	31.3
	6,110.51	025300	1.7		3,300.00	000100	7.1
	6,111.00	000100	10.8		3,356.35	020800	16.5
	6,180.00	000100	0.9		3,369.75	000100	18.5
	6,309.55	000100	8.4		3,380.00	000100	1.4
	6,365.11	000100	13.4		3,400.00	000100	12.5
	6,365.11	025100	5.0		3,400.00	025100	5.3
	6,500.00	000100	0.4		3,409.29	000100	10.1
	6,500.00	025300	2.4		3,450.00	000100	10.1
	6,535.83	000100	0.6		3,485.54	000100	15.3
	6,600.00	000100	2.3		3,498.41	000100	17.4
	6,619.72	000100	2.3		3,500.00	000100	35.2
	6,700.00	027800	1.0		3,500.00	021500	12.5
	6,733.17	025100	1.7		3,500.00	021600	3.1
	6,750.00	000100	0.9		3,500.00	025100	12.4
	7,000.00	025100	3.2		3,500.00	025300	9.8
	7,267.50	000100	3.1		3,500.00	025400	2.2
	7,668.47	000100	1.3		3,516.17	000100	24.8
	7,790.00	000100	4.7		3,517.00	000100	24.5
	8,000.00	000100	1.7		3,517.00	013600	57.5
	8,050.00	000100	1.1		3,530.22	000100	59.7
	8,255.32	000100	0.2		3,550.00	025100	4.1
	8,500.00	000100	0.9		3,576.00	000100	24.5
	9,736.24	000100	2.9		3,600.00	000100	1.6
	10,000.00	000100	0.4		3,625.00	000100	0.5
	10,000.00	025300	4.1		3,676.00	000100	12.6
	10,689.18	000100	9.0		3,690.68	000100	40.8
	10,716.27	000100	2.3		3,800.00	000100	13.2
	10,720.00	000100	2.0		3,835.82	000100	11.0
	12,887.56	000100	3.7				

TABLE 8: BASE PRICE PAID TO GROWERS FOR GRAPES CRUSHED AND DELIVERED TO CALIFORNIA PROCESSORS FROM THE 2007 CROP WITH BRIX FACTORS AND PURCHASED TONNAGE, BY TYPE, VARIETY, REPORTING DISTRICT WHERE GROWN, AND WEIGHTED AVERAGE BASE PRICE.

District, Type, and Variety	Base Price Per Ton	Brix Factors	Tons	District, Type, and Variety	Base Price Per Ton	Brix Factors	Tons
	Dollars	Code a/			Dollars	Code a/	
DISTRICT 04 (Cont'd.)					2,500.00	028000	10.0
					2,503.92	000100	3.1
					2,504.58	009000	80.4
Petite Sirah (Cont'd.)	3,840.00	000100	1.5		2,595.00	000100	15.0
	3,850.00	000100	11.1		2,600.00	000100	29.2
	3,851.10	013600	9.6		2,600.00	017600	27.7
	3,851.15	000100	35.6		2,600.00	021000	8.4
	3,995.65	000100	2.7		2,600.00	024500	3.2
	4,000.00	000100	17.0		2,603.00	000100	6.7
	4,000.00	013600	6.3		2,690.00	000100	80.3
	4,127.66	000100	45.7		2,700.00	000100	32.3
	4,500.00	000100	52.6		2,700.00	021500	2.3
	5,000.00	000100	6.1		2,700.00	022900	28.7
	5,200.00	000100	3.5		2,732.27	024500	27.1
	5,500.00	000100	5.6		2,750.00	000100	92.6
	10,218.11	000100	1.6		2,778.00	000100	12.6
					2,782.37	000100	29.6
Wtd. Avg. Base & Total Tons	2,984.21		1,570.8		2,793.00	000100	11.7
					2,800.00	000100	29.4
Pinot Noir	350.00	000100	1.7		2,845.73	000100	39.8
	900.00	019500	6.6		2,900.00	000100	13.7
	1,000.00	000100	2.9		2,900.00	020800	21.2
	1,358.84	000100	70.0		2,942.63	000100	7.5
	1,500.00	019300	0.9		2,950.00	000100	116.0
	1,650.00	000100	26.5		2,950.00	024500	14.0
	1,683.00	000100	48.1		2,953.02	000100	102.4
	1,700.00	007900	87.3		3,000.00	000100	114.1
	1,750.50	007900	101.1		3,000.00	014000	9.7
	1,753.38	007900	114.1		3,000.00	020800	31.1
	1,761.71	007900	73.0		3,000.00	024500	16.0
	1,800.00	000100	142.1		3,100.00	000100	22.2
	1,800.00	007900	10.1		3,127.24	017100	132.8
	1,800.00	013600	14.2		3,200.00	000100	32.2
	1,825.00	002600	15.4		3,200.00	013800	19.0
	1,850.00	007900	200.0		3,251.38	000100	18.5
	1,865.34	007900	23.6		3,300.00	000100	7.6
	1,866.65	000100	21.3		3,307.50	000100	6.9
	1,900.00	007900	170.8		3,316.94	000100	7.2
	1,900.00	009000	23.6		3,500.00	000100	4.2
	1,914.94	007900	95.1		3,500.00	014000	5.9
	1,980.65	007900	68.7		3,500.00	021500	10.5
	2,000.00	000100	84.0		3,500.00	024500	1.1
	2,000.00	001700	4.2		3,500.00	025100	3.2
	2,000.00	007900	13.1		3,533.00	000100	3.9
	2,000.00	009000	26.3		3,600.00	000100	5.0
	2,000.00	024500	9.5		3,600.00	024500	5.2
	2,051.73	007900	81.7		3,605.00	000100	8.5
	2,100.00	000100	48.3		3,700.00	000100	18.3
	2,114.68	007900	157.9		4,000.00	000100	9.7
	2,137.12	013400	5.4		4,122.56	022600	29.7
	2,183.00	000100	16.1		4,500.00	000100	32.2
	2,200.00	000100	234.6		5,000.00	000100	5.3
	2,200.00	021800	2.8		5,158.00	019500	18.3
	2,205.00	024500	14.7		5,537.73	002200	8.9
	2,205.16	007900	95.5		5,890.12	000100	8.6
	2,223.13	007900	60.8		6,467.42	000100	4.1
	2,262.75	000100	26.3		6,869.63	000100	3.8
	2,264.00	013600	4.1		7,291.88	000100	3.2
	2,264.00	021000	53.5		8,781.25	000100	2.7
	2,264.00	021200	8.5		13,343.46	000100	9.1
	2,264.09	000100	17.3				
	2,276.89	000100	44.0	Wtd. Avg. Base & Total Tons	2,412.55		4,310.6
	2,277.00	000100	21.1				
	2,279.71	002600	21.1	Primitivo	1,818.00	000100	18.4
	2,294.25	000100	6.7		2,233.00	000100	5.2
	2,300.00	000100	24.5		2,500.00	000100	0.5
	2,300.00	002600	69.8	Wtd. Avg. Base & Total Tons	1,921.69		24.1
	2,365.60	000100	12.5				
	2,377.29	000100	52.0	Sagrantino	2,266.07	000100	0.3
	2,390.73	000100	22.1				
	2,392.00	000100	11.8	Wtd. Avg. Base & Total Tons	2,266.07		0.3
	2,394.00	000100	15.5				
	2,400.00	000100	5.8	Sangiovese *	1,500.00	027800	44.5
	2,400.00	002600	16.1		1,800.00	000100	18.7
	2,400.00	024500	4.2		1,800.00	027800	3.7
	2,497.89	000100	74.1		1,850.00	027800	6.8
	2,500.00	000100	52.2		1,900.00	021000	11.2
	2,500.00	002600	17.5		1,900.00	021500	4.1
	2,500.00	020800	89.5		1,938.88	000100	7.3
	2,500.00	024500	2.0		1,938.88	013600	3.2
	2,500.00	024800	2.8				

TABLE 8: BASE PRICE PAID TO GROWERS FOR GRAPES CRUSHED AND DELIVERED TO CALIFORNIA PROCESSORS FROM THE 2007 CROP WITH BRIX FACTORS AND PURCHASED TONNAGE, BY TYPE, VARIETY, REPORTING DISTRICT WHERE GROWN, AND WEIGHTED AVERAGE BASE PRICE.

District, Type, and Variety	Base Price Per Ton	Brix Factors	Tons	District, Type, and Variety	Base Price Per Ton	Brix Factors	Tons
	Dollars	Code a/			Dollars	Code a/	
DISTRICT 04 (Cont'd.)					2,860.00	000100	10.3
					2,900.00	000100	14.4
					2,900.00	024800	10.6
					2,917.00	000100	15.6
					2,922.72	000100	14.3
					2,950.00	000100	21.4
					2,963.18	000100	16.7
					2,992.00	000100	6.1
					3,000.00	000100	23.4
					3,000.00	021000	4.5
					3,000.00	021500	3.3
					3,000.00	021800	7.3
					3,000.00	024500	5.9
					3,000.00	024800	2.4
					3,000.00	025300	2.2
					3,028.00	024800	2.3
					3,061.89	000100	27.4
					3,088.00	000100	1.0
					3,093.00	000100	3.1
					3,108.05	000100	18.3
					3,143.19	022900	5.3
					3,200.00	000100	11.6
					3,200.00	002600	3.8
					3,200.00	021000	6.4
					3,201.07	000100	16.0
					3,202.53	000100	3.3
					3,300.00	000100	1.7
					3,300.00	001900	2.0
					3,500.00	000100	39.3
					3,545.00	013600	5.2
					3,553.17	000100	2.8
					3,563.19	000100	65.3
					3,563.29	000100	6.7
					3,600.00	000100	3.9
					3,625.00	000100	4.7
					3,705.72	000100	33.9
					3,706.00	000100	12.6
					3,750.00	000100	4.2
					3,750.00	027800	4.9
					3,773.50	000100	8.8
					3,780.66	000100	13.3
					3,782.54	000100	3.0
					3,789.20	000100	9.1
					3,800.00	000100	21.0
					3,800.00	025100	6.8
					3,800.00	025300	5.0
					3,848.24	000100	10.2
					3,850.00	000100	25.3
					3,946.50	000100	4.6
					4,000.00	000100	40.3
					4,000.00	014500	2.2
					4,000.00	017400	4.1
					4,068.00	000100	19.7
					4,205.82	019550	11.3
					4,273.50	000100	7.9
					4,500.00	013600	3.3
					5,000.00	000100	3.8
					5,138.00	000100	7.0
					5,400.00	025400	3.6
					6,500.00	000100	0.8
					7,918.09	000100	14.1
				Wtd. Avg. Base & Total Tons	2,845.91		1,649.0
				Tempranillo *	1,000.00	013600	9.4
					2,954.99	000100	11.2
					3,000.00	000100	4.8
					3,300.00	017200	6.1
					3,500.00	025100	2.5
					3,780.00	013600	0.8
					4,500.00	025100	4.0
					7,790.00	000100	1.8
				Wtd. Avg. Base & Total Tons	2,975.91		40.6
				Tinta Cao	2,000.00	025400	2.0
					3,625.00	000100	3.9
				Wtd. Avg. Base & Total Tons	3,074.15		5.9

TABLE 8: BASE PRICE PAID TO GROWERS FOR GRAPES CRUSHED AND DELIVERED TO CALIFORNIA PROCESSORS FROM THE 2007 CROP WITH BRIX FACTORS AND PURCHASED TONNAGE, BY TYPE, VARIETY, REPORTING DISTRICT WHERE GROWN, AND WEIGHTED AVERAGE BASE PRICE.

District, Type, and Variety	Base Price Per Ton	Brix Factors	Tons
	Dollars	Code a/	

District, Type, and Variety	Base Price Per Ton	Brix Factors	Tons
	Dollars	Code a/	

DISTRICT 04 (Cont'd.)

Touriga Nacional *	2,000.00	000100	1.2
Wtd. Avg. Base & Total Tons	2,000.00		1.2
Zinfandel	200.00	000100	9.9
	300.00	006400	48.3
	400.00	024300	3.2
	600.00	000100	10.5
	909.00	000100	30.5
	1,000.00	000100	60.6
	1,000.00	025400	40.0
	1,119.88	021000	7.2
	1,200.00	024300	1.0
	1,350.00	000100	13.0
	1,448.49	000100	57.8
	1,500.00	000100	60.1
	1,500.00	024500	10.0
	1,600.00	000100	14.8
	1,600.00	002600	4.3
	1,650.00	000100	1.4
	1,800.00	000100	8.5
	1,800.00	013600	22.5
	1,800.00	021000	2.6
	1,800.00	025100	10.2
	1,800.00	069495	29.4
	1,818.00	000100	22.3
	1,831.50	025400	16.0
	1,900.00	025100	36.5
	2,000.00	000100	43.0
	2,000.00	001400	9.1
	2,000.00	002300	1.0
	2,000.00	019300	1.0
	2,000.00	021500	7.3
	2,000.00	024500	14.8
	2,000.00	025100	0.5
	2,100.00	000100	96.5
	2,133.00	017200	4.6
	2,150.00	000100	15.4
	2,194.25	000100	88.8
	2,200.00	000100	30.8
	2,200.00	019300	23.0
	2,200.00	021200	3.2
	2,200.00	024500	7.0
	2,232.31	000100	8.7
	2,234.00	000100	9.6
	2,234.00	024500	2.1
	2,234.46	000100	9.9
	2,234.66	000100	3.0
	2,235.00	021200	4.3
	2,242.45	000100	1.6
	2,300.00	000100	33.1
	2,350.00	000100	33.1
	2,358.99	000100	44.0
	2,400.00	000100	48.9
	2,400.00	002600	9.0
	2,400.00	017200	19.3
	2,415.29	000100	6.9
	2,437.47	000100	4.8
	2,450.00	028000	6.5
	2,500.00	000100	213.6
	2,500.00	001400	3.3
	2,500.00	024500	2.0
	2,500.00	025100	0.4
	2,550.00	000100	8.5
	2,600.00	000100	8.3
	2,600.00	002200	70.8
	2,600.00	027800	5.3
	2,653.87	000100	28.1
	2,700.00	000100	5.7
	2,700.00	002600	18.4
	2,700.00	025100	7.9
	2,724.00	000100	11.1
	2,750.00	000100	78.9
	2,777.85	000100	7.6
	2,781.76	000100	18.1
	2,800.00	000100	14.7
	2,800.00	002600	20.3

	2,800.00	021500	19.1
	2,800.00	025100	3.3
	2,864.54	000100	11.8
	2,875.00	000100	21.4
	2,900.00	000100	9.0
	2,950.00	000100	5.7
	3,000.00	000100	129.9
	3,000.00	002600	14.7
	3,000.00	017800	9.7
	3,000.00	025100	4.5
	3,100.00	000100	5.6
	3,200.00	000100	150.4
	3,200.00	020900	16.0
	3,232.00	000100	5.9
	3,300.00	025100	10.1
	3,329.00	000100	3.6
	3,365.91	000100	13.8
	3,380.00	000100	21.0
	3,400.00	025100	33.0
	3,425.00	000100	19.2
	3,500.00	000100	32.1
	3,500.00	021600	8.4
	3,500.00	025100	29.8
	3,503.00	000100	15.4
	3,504.00	000100	6.6
	3,600.00	025100	8.1
	3,697.00	000100	4.5
	3,800.00	000100	11.3
	3,878.00	028100	23.2
	4,000.00	000100	122.3
	4,100.00	000100	10.0
	4,200.00	000100	15.9
	4,200.00	020800	2.3
	4,200.00	022800	15.3
	4,350.00	000100	15.3
	4,400.00	000100	13.1
	4,500.00	000100	13.3
	4,673.34	000100	9.0
	6,100.00	000100	2.4
Wtd. Avg. Base & Total Tons	2,539.13		2,500.4
Other Red b/	2,000.00	000100	0.4
Wtd. Avg. Base & Total Tons	2,000.00		0.4

DISTRICT 05

WINE GRAPES (WHITE)

Chardonnay *	120.00	000100	56.4
	300.00	045390	60.0
	400.00	000100	203.0
	400.00	018900	384.4
	400.00	045390	365.5
	400.00	056900	350.0
	450.00	046000	138.3
	600.00	000100	167.6
	650.00	000100	91.1
	700.00	000100	84.1
	750.00	000100	1,498.9
	782.91	000100	335.6
	800.00	000100	114.5
	900.00	000100	177.0
	900.00	007900	113.4
	1,100.00	000100	33.7
Wtd. Avg. Base & Total Tons	623.88		4,173.5
Chenin Blanc	150.00	038300	131.2
	225.00	038700	217.9
	350.00	000100	172.7
Wtd. Avg. Base & Total Tons	247.51		521.8
Malvasia Bianca *	1,100.00	000100	2.3
Wtd. Avg. Base & Total Tons	1,100.00		2.3

TABLE 8: BASE PRICE PAID TO GROWERS FOR GRAPES CRUSHED AND DELIVERED TO CALIFORNIA PROCESSORS FROM THE 2007 CROP WITH BRIX FACTORS AND PURCHASED TONNAGE, BY TYPE, VARIETY, REPORTING DISTRICT WHERE GROWN, AND WEIGHTED AVERAGE BASE PRICE.

District, Type, and Variety	Base Price Per Ton	Brix Factors	Tons
	Dollars	Code a/	

District, Type, and Variety	Base Price Per Ton	Brix Factors	Tons
	Dollars	Code a/	

DISTRICT 05 (Cont'd.)

Marsanne	1,500.00	000100	1.9
Wtd. Avg. Base & Total Tons	1,500.00		1.9
Muscat Blanc *	1,175.00	000100	33.8
	1,500.00	000100	0.8
Wtd. Avg. Base & Total Tons	1,182.51		34.6
Pinot Gris *	600.00	054300	279.4
	800.00	000100	10.4
	808.00	017000	15.3
	900.00	015700	60.3
	900.00	017000	95.6
	900.00	017400	13.9
	1,200.00	000100	4.0
Wtd. Avg. Base & Total Tons	722.37		478.9
Roussanne	1,300.00	000100	7.1
	1,500.00	000100	0.9
Wtd. Avg. Base & Total Tons	1,322.50		8.0
Sauvignon Blanc	120.00	001700	76.4
	325.00	041700	196.2
	400.00	042400	334.0
	450.00	048590	248.3
	500.00	000100	77.4
	600.00	000100	50.3
	700.00	000100	25.0
	840.00	000100	0.7
	858.50	000100	8.6
Wtd. Avg. Base & Total Tons	405.76		1,016.9
Sauvignon Musque	858.50	000100	8.5
Wtd. Avg. Base & Total Tons	858.50		8.5
Symphony	150.00	038300	128.9
Wtd. Avg. Base & Total Tons	150.00		128.9
Viognier	500.00	000100	121.5
	700.00	000100	32.5
	1,000.00	000100	0.1
	1,150.00	000100	51.5
	2,000.00	000100	2.8
Wtd. Avg. Base & Total Tons	712.21		208.4
White Riesling *	800.00	000100	10.9
	900.00	000100	23.0
	1,150.00	000100	32.6
Wtd. Avg. Base & Total Tons	1,006.17		66.5
Other White b/	1,500.00	000100	1.3
Wtd. Avg. Base & Total Tons	1,500.00		1.3

WINE GRAPES (RED)

Cabernet Franc	1,200.00	000100	20.8
	1,212.00	021000	10.8
Wtd. Avg. Base & Total Tons	1,204.10		31.6
Cabernet Sauvignon	200.00	062590	48.6
	250.00	017000	155.1
	500.00	000100	50.2
	600.00	000100	176.6
	1,000.00	000100	4.1
	1,100.00	000100	13.3
	1,700.00	000100	51.9
Wtd. Avg. Base & Total Tons	573.26		499.8

Carignane	909.00	000100	6.6
Wtd. Avg. Base & Total Tons	909.00		6.6
Carmine	600.00	013600	11.0
Wtd. Avg. Base & Total Tons	600.00		11.0
Gamay (Napa) *	465.00	000100	36.2
	606.00	000100	10.9
	800.00	000100	3.0
	909.00	000100	3.1
Wtd. Avg. Base & Total Tons	538.65		53.2
Malbec	900.00	000100	8.1
Wtd. Avg. Base & Total Tons	900.00		8.1
Mataro *	1,100.00	000100	9.7
Wtd. Avg. Base & Total Tons	1,100.00		9.7
Merlot	120.00	000100	335.4
	170.00	000100	26.0
	200.00	058780	98.2
	600.00	021000	4.0
	600.00	060480	138.2
	630.00	000100	312.8
	800.00	055350	18.7
	825.00	000100	77.0
	900.00	000100	256.8
	1,000.00	000100	357.2
	1,050.00	067480	30.2
Wtd. Avg. Base & Total Tons	631.74		1,654.5
Petit Verdot	2,000.00	000100	12.3
Wtd. Avg. Base & Total Tons	2,000.00		12.3
Petite Sirah	656.50	000100	59.1
	800.00	000100	506.6
	900.00	000100	42.5
	900.00	026800	36.4
	1,000.00	000100	64.3
	1,000.00	017600	4.8
	1,200.00	000100	2.3
	1,500.00	000100	4.3
	1,500.00	025100	9.1
Wtd. Avg. Base & Total Tons	832.26		729.4
Pinot Noir	750.00	000100	60.1
	900.00	002600	337.8
	1,200.00	000100	24.2
	1,200.00	056680	330.7
	1,200.00	059950	213.4
	1,300.00	024500	104.5
	1,400.00	000100	77.4
	1,500.00	000100	46.3
	1,520.93	000100	4.2
Wtd. Avg. Base & Total Tons	1,127.23		1,198.6
Sangiovese *	1,000.00	021500	1.0
Wtd. Avg. Base & Total Tons	1,000.00		1.0
Syrah *	150.00	000100	100.1
	600.00	021000	1.0
	1,000.00	000100	49.4
	1,171.43	000100	7.0
	1,500.00	000100	27.9
	1,700.00	000100	49.4
Wtd. Avg. Base & Total Tons	847.72		234.8

TABLE 8: BASE PRICE PAID TO GROWERS FOR GRAPES CRUSHED AND DELIVERED TO CALIFORNIA PROCESSORS FROM THE 2007 CROP WITH BRIX FACTORS AND PURCHASED TONNAGE, BY TYPE, VARIETY, REPORTING DISTRICT WHERE GROWN, AND WEIGHTED AVERAGE BASE PRICE.

District, Type, and Variety	Base Price Per Ton	Brix Factors	Tons
	Dollars	Code a/	

DISTRICT 05 (Cont'd.)

Tannat	1,000.00	000100	4.3
Wtd. Avg. Base & Total Tons	1,000.00		4.3
Zinfandel	300.00	006400	40.4
	450.00	000100	276.9
	500.00	000100	138.4
	750.00	000100	22.8
	900.00	026800	13.0
	1,200.00	000100	3.0
	1,440.94	000100	9.3
Wtd. Avg. Base & Total Tons	499.65		503.8

DISTRICT 06

WINE GRAPES (WHITE)

Chardonnay *	300.00	000100	144.2
	400.00	000100	712.2
	400.00	045250	1,571.1
	400.00	056900	270.1
	500.00	000100	1.8
	600.00	000100	28.7
	600.00	015700	58.8
	722.96	000100	550.8
	800.00	000100	26.2
	885.95	000100	10.7
	900.00	000100	30.3
	900.00	013600	4.0
	900.00	017600	36.8
	941.79	017400	5.1
	950.00	000100	352.0
	1,000.00	000100	33.8
	1,000.00	017000	2.0
	1,000.00	020800	401.3
	1,100.00	000100	2.4
	1,100.00	007800	2.3
	1,100.00	017400	19.1
	1,200.00	000100	3.0
	1,250.00	017400	2.1
	1,300.00	017400	8.4
	1,400.00	000100	17.9
	1,500.00	000100	1.0
	1,500.00	017200	2.0
	1,500.00	017400	2.4
	1,800.00	000100	97.4
	1,800.00	020450	3.3
	1,850.00	017200	28.0
	1,950.00	000100	7.6
	2,000.00	000100	21.4
	2,000.00	020800	13.2
	2,000.00	021300	1.3
	2,050.00	000100	3.8
	2,065.57	000100	11.0
	2,101.00	000100	18.9
	2,200.00	000100	7.9
	2,200.00	021500	9.0
	2,200.00	027500	6.8
	2,300.00	000100	15.0
	2,300.00	021600	3.0
	2,400.00	000100	4.6
	2,500.00	001900	6.4
	2,500.00	017400	3.0
	2,500.00	022900	0.3
	2,800.00	000100	1.2
Wtd. Avg. Base & Total Tons	654.21		4,563.6
Emerald Riesling	200.00	009100	21.4
Wtd. Avg. Base & Total Tons	200.00		21.4
Gewurztraminer	1,100.00	000100	7.0
Wtd. Avg. Base & Total Tons	1,100.00		7.0

District, Type, and Variety	Base Price Per Ton	Brix Factors	Tons
	Dollars	Code a/	

Malvasia Bianca *	400.00	000100	3.4
Wtd. Avg. Base & Total Tons	400.00		3.4
Marsanne	2,050.00	000100	23.5
Wtd. Avg. Base & Total Tons	2,050.00		23.5
Montonico	400.00	017000	4.6
Wtd. Avg. Base & Total Tons	400.00		4.6
Muscat Blanc *	1,200.00	000100	2.3
Wtd. Avg. Base & Total Tons	1,200.00		2.3
Palomino *	2,050.00	000100	12.6
Wtd. Avg. Base & Total Tons	2,050.00		12.6
Pinot Blanc	1,300.00	000100	7.5
	1,300.00	017000	3.7
	1,350.00	017400	1.1
Wtd. Avg. Base & Total Tons	1,304.47		12.3
Pinot Gris *	900.00	000100	144.5
	1,000.00	022900	3.8
	1,050.00	017600	12.0
	1,100.00	000100	6.3
	1,200.00	021500	0.6
	1,300.00	000100	5.0
	1,600.00	000100	22.1
Wtd. Avg. Base & Total Tons	1,008.54		194.3
Sauvignon Blanc	150.00	000100	471.2
	210.00	009100	168.9
	400.00	000100	321.8
	500.00	000100	1.2
	600.00	000100	23.4
	800.00	000100	7.0
	1,000.00	000100	11.4
	1,086.00	000100	0.8
	1,100.00	000100	5.2
	1,100.00	013600	2.2
	1,400.00	000100	7.5
	1,400.00	043000	3.4
Wtd. Avg. Base & Total Tons	283.96		1,024.0
Sauvignon Musque	400.00	000100	218.7
Wtd. Avg. Base & Total Tons	400.00		218.7
Semillon	600.00	000100	11.6
	917.50	000100	5.2
	1,000.00	000100	2.7
	1,200.00	000100	2.7
Wtd. Avg. Base & Total Tons	795.99		22.2
Viognier	400.00	000100	77.2
	600.00	018900	8.5
	1,100.00	000100	3.1
	1,200.00	015900	2.0
	1,250.00	000100	0.6
	1,275.00	000100	6.9
	1,400.00	021000	3.6
	1,780.00	000100	0.9
	2,000.00	000100	3.1
Wtd. Avg. Base & Total Tons	606.04		105.9
Other White b/	6.00 c/	032400	48.8
	1,050.00	000100	4.9
Wtd. Avg. Base & Total Tons	1,050.00 d/		53.7

TABLE 8: BASE PRICE PAID TO GROWERS FOR GRAPES CRUSHED AND DELIVERED TO CALIFORNIA PROCESSORS FROM THE 2007 CROP WITH BRIX FACTORS AND PURCHASED TONNAGE, BY TYPE, VARIETY, REPORTING DISTRICT WHERE GROWN, AND WEIGHTED AVERAGE BASE PRICE.

District, Type, and Variety	Base Price Per Ton	Brix Factors	Tons	District, Type, and Variety	Base Price Per Ton	Brix Factors	Tons
	Dollars	Code a/			Dollars	Code a/	
DISTRICT 06 (Cont'd.)							
WINE GRAPES (RED)							
Alicante Bouschet *	400.00	000100	47.6		2,500.00	001900	3.8
	1,300.00	000100	2.6		2,500.00	020800	0.6
	1,800.00	000100	6.6		2,500.00	021000	1.5
	2,050.00	000100	8.4		2,600.00	000100	5.9
					2,700.00	000100	8.6
Wtd. Avg. Base & Total Tons	790.18		65.2		2,750.00	000100	4.0
					2,750.00	021000	3.7
Barbera	400.00	000100	23.4		2,750.00	029125	2.9
	900.00	021850	0.8		3,000.00	000100	64.2
	1,000.00	000100	3.2		3,000.00	021300	2.8
	1,500.00	000100	2.0		3,500.00	021300	6.7
Wtd. Avg. Base & Total Tons	553.74		29.4		3,600.00	000100	11.1
					4,000.00	011400	1.2
Cabernet Franc	400.00	000100	8.0	Wtd. Avg. Base & Total Tons	1,011.16		1,843.8
	900.00	017800	0.3				
	1,000.00	000100	1.0	Carignane	800.00	000100	8.3
	1,200.00	021000	2.0		950.00	000100	51.7
	1,400.00	000100	5.0		1,000.00	000100	166.1
	1,400.00	017400	2.9		1,400.00	000100	1.9
	1,500.00	000100	1.3		1,500.00	000100	12.9
	1,600.00	000100	3.6		1,600.00	021600	1.0
	1,800.00	000100	0.5		1,650.00	000100	2.5
	2,000.00	000100	12.1		1,997.00	000100	12.1
	2,100.00	000100	1.1		2,050.00	000100	81.0
	2,200.00	000100	1.1	Wtd. Avg. Base & Total Tons	1,303.12		337.5
	2,340.00	000100	1.9				
	2,600.00	021500	2.0	Cinsaut *	400.00	000100	8.3
	2,600.00	024500	0.5		600.00	000100	43.2
	2,750.00	021200	1.8		1,500.00	000100	0.2
	3,000.00	000100	12.8	Wtd. Avg. Base & Total Tons	571.37		51.7
Wtd. Avg. Base & Total Tons	1,895.79		57.9				
				Dolcetto	2,252.00	000100	8.6
Cabernet Sauvignon	120.00	002200	56.7	Wtd. Avg. Base & Total Tons	2,252.00		8.6
	150.00	000100	24.5				
	186.11	000100	1.4	Durif	1,800.00	000100	1.8
	300.00	000100	30.1	Wtd. Avg. Base & Total Tons	1,800.00		1.8
	550.00	000100	4.0				
	600.00	000100	64.0	Grand Noir	1,500.00	000100	2.0
	700.00	000100	155.4	Wtd. Avg. Base & Total Tons	1,500.00		2.0
	760.00	000100	176.5				
	760.00	022600	51.0	Grenache *	500.00	000100	52.6
	800.00	021000	4.1		1,000.00	000100	4.6
	847.98	000100	757.5		1,100.00	000100	0.1
	900.00	000100	14.0		1,200.00	000100	1.0
	900.00	017800	4.1		1,400.00	000100	2.0
	1,000.00	000100	207.3		1,500.00	011300	22.0
	1,000.00	021000	2.1		1,600.00	000100	1.5
	1,150.00	017400	0.8		2,050.00	000100	11.7
	1,176.14	000100	0.3	Wtd. Avg. Base & Total Tons	988.43		95.5
	1,176.14	017400	7.5				
	1,200.00	000100	15.8	Malbec	1,400.00	000100	2.7
	1,200.00	017400	9.1		1,600.00	000100	1.3
	1,200.00	034600	3.7		1,800.00	000100	1.0
	1,220.00	034600	2.0		2,000.00	000100	6.8
	1,300.00	000100	1.8		2,500.00	000100	4.5
	1,300.00	021000	4.4	Wtd. Avg. Base & Total Tons	1,994.48		16.3
	1,400.00	000100	17.5				
	1,500.00	000100	29.3	Mataro *	600.00	000100	53.7
	1,500.00	017400	3.8		900.00	000100	14.4
	1,500.00	021000	1.9		1,000.00	000100	112.2
	1,600.00	017400	3.0		1,050.00	000100	2.1
	1,800.00	000100	11.4		1,200.00	000100	24.6
	2,000.00	000100	3.3		1,200.00	017400	3.7
	2,000.00	021200	4.5		1,400.00	000100	17.4
	2,000.00	034600	1.4		1,500.00	000100	15.0
	2,150.00	021000	2.0		1,600.00	000100	0.9
	2,200.00	000100	2.4		1,800.00	000100	46.0
	2,200.00	021000	11.5		1,800.00	022700	81.9
	2,250.00	000100	4.6		1,997.00	000100	29.6
	2,300.00	021000	2.8		2,050.00	000100	187.3
	2,340.00	000100	5.3		3,000.00	011300	4.2
	2,400.00	000100	2.5	Wtd. Avg. Base & Total Tons	1,564.49		593.0
	2,450.00	021000	2.3				
	2,500.00	000100	19.2				

TABLE 8: BASE PRICE PAID TO GROWERS FOR GRAPES CRUSHED AND DELIVERED TO CALIFORNIA PROCESSORS FROM THE 2007 CROP WITH BRIX FACTORS AND PURCHASED TONNAGE, BY TYPE, VARIETY, REPORTING DISTRICT WHERE GROWN, AND WEIGHTED AVERAGE BASE PRICE.

District, Type, and Variety	Base Price Per Ton	Brix Factors	Tons	District, Type, and Variety	Base Price Per Ton	Brix Factors	Tons	
	Dollars	Code a/			Dollars	Code a/		
DISTRICT 06 (Cont'd.)								
Merlot	150.00	000100	184.7		1,800.00	000100	93.6	
	350.00	000100	3.1		1,800.00	017400	2.2	
	400.00	000100	186.9		2,000.00	025100	3.8	
	400.00	058780	147.9		2,219.00	024600	6.0	
	600.00	000100	172.7		2,300.00	021000	11.5	
	600.00	020600	19.1		2,500.00	000100	4.7	
	600.00	020700	81.7					
	700.00	024500	122.0		Wtd. Avg. Base & Total Tons	1,171.78	1,547.6	
	760.00	000100	50.3		Pinot Noir	1,000.00	065675	1.0
	789.81	000100	9.6			1,400.00	000100	3.8
	821.51	000100	423.5			1,400.00	007800	2.5
	900.00	000100	24.5			1,400.00	021000	2.5
	900.00	013600	2.4			1,500.00	021600	1.8
	900.00	017800	2.4			1,700.00	002600	94.9
	937.00	000100	1.6			1,800.00	000100	22.6
	1,000.00	000100	28.1			2,000.00	000100	10.3
	1,100.00	000100	6.2			2,000.00	021500	10.5
	1,200.00	000100	19.7			2,130.55	000100	6.4
	1,200.00	017400	3.5			2,132.99	000100	6.9
	1,200.00	021000	1.3			2,200.00	000100	3.3
	1,300.00	000100	2.8			2,300.00	017400	4.2
	1,379.00	000100	2.3			2,400.00	000100	6.0
	1,500.00	000100	9.5			2,400.00	000100	19.3
	1,500.00	021000	1.9			2,441.00	000100	66.1
	1,600.00	000100	13.9			2,500.00	000100	1.0
	1,800.00	000100	3.0			2,500.00	017200	10.6
1,800.00	021600	1.0		2,500.00		017400	1.3	
1,882.00	000100	23.8		2,500.00		021200	1.3	
1,940.00	000100	0.7		2,500.00		021500	7.1	
2,000.00	000100	3.1		2,500.00		023100	8.3	
2,000.00	020800	15.7		2,500.00		055000	2.7	
2,100.00	000100	2.0		2,600.00		000100	1.5	
2,200.00	021300	6.7		2,600.00		021600	4.3	
2,300.00	000100	5.3		2,600.00		022900	4.2	
2,450.00	000100	1.3		2,600.00	025100	4.8		
2,500.00	000100	2.6		2,622.12	000100	20.5		
3,000.00	000100	3.4		2,700.00	000100	5.5		
				2,700.00	023100	7.9		
				2,700.00	027500	3.1		
				2,705.65	000100	3.6		
Wtd. Avg. Base & Total Tons	683.08		1,590.2	2,750.00	000100	2.9		
				2,750.00	020800	6.0		
Muscat Hamburg *	800.00	000100	19.6	2,800.00	000100	2.9		
				2,800.00	023100	19.1		
Wtd. Avg. Base & Total Tons	800.00		19.6	2,900.00	021500	18.9		
				3,000.00	000100	0.4		
Nebbiolo	2,141.00	000100	4.0	3,000.00	021200	5.3		
				3,000.00	021300	3.8		
Wtd. Avg. Base & Total Tons	2,141.00		4.0	3,000.00	025100	4.2		
				3,200.00	000100	11.5		
Petit Verdot	600.00	024300	38.9	3,200.00	021500	2.3		
	1,000.00	000100	84.5	3,500.00	000100	1.6		
	1,800.00	000100	1.8	4,000.00	000100	1.2		
	2,000.00	000100	9.2	4,000.00	021500	0.9		
	2,000.00	021600	0.2					
	2,250.00	000100	0.5	Wtd. Avg. Base & Total Tons	2,324.82	430.8		
	3,000.00	000100	5.8					
Wtd. Avg. Base & Total Tons	1,053.26		140.9	Primitivo	800.00	000100	1.8	
				Wtd. Avg. Base & Total Tons	800.00		1.8	
Petite Sirah	250.00	017000	2.0	Refosco *	1,450.00	000100	3.3	
	400.00	000100	6.1					
	760.00	022800	56.6	Wtd. Avg. Base & Total Tons	1,450.00		3.3	
	800.00	000100	7.9					
	900.00	000100	4.7	Sangiovese *	250.00	000100	0.8	
	900.00	017800	9.0		1,000.00	000100	1.7	
	1,000.00	000100	16.3		1,250.00	000100	11.2	
	1,100.00	000100	374.0		1,300.00	000100	9.1	
	1,100.00	022800	555.8		1,500.00	021200	2.1	
	1,113.40	000100	283.1		1,650.00	000100	11.4	
	1,200.00	000100	13.8		2,000.00	000100	8.0	
	1,200.00	021000	2.7	Wtd. Avg. Base & Total Tons	1,482.84		44.3	
	1,200.00	025100	1.4					
	1,200.00	028100	1.5	Souzao	1,000.00	000100	2.0	
	1,300.00	000100	14.4	Wtd. Avg. Base & Total Tons	1,000.00		2.0	
	1,500.00	000100	24.1					
	1,500.00	021600	3.1					
	1,600.00	000100	22.8					
	1,650.00	000100	26.5					

TABLE 8: BASE PRICE PAID TO GROWERS FOR GRAPES CRUSHED AND DELIVERED TO CALIFORNIA PROCESSORS FROM THE 2007 CROP WITH BRIX FACTORS AND PURCHASED TONNAGE, BY TYPE, VARIETY, REPORTING DISTRICT WHERE GROWN, AND WEIGHTED AVERAGE BASE PRICE.

District, Type, and Variety	Base Price Per Ton	Brix Factors	Tons	District, Type, and Variety	Base Price Per Ton	Brix Factors	Tons
	Dollars	Code a/			Dollars	Code a/	
DISTRICT 06 (Cont'd.)							
Syrah *	150.00	000100	30.0		1,700.00	000100	65.8
	200.00	000100	104.5		1,800.00	000100	28.5
	400.00	000100	73.8		1,800.00	024500	312.3
	500.00	000100	1.0		1,877.57	000100	19.3
	600.00	000100	4.1		1,997.00	000100	19.4
	600.00	020700	35.3		2,000.00	000100	83.1
	600.00	027800	10.3		2,000.00	021600	1.8
	700.00	000100	2.2		2,050.00	000100	79.8
	760.00	000100	48.0		2,100.00	000100	20.0
	800.00	000100	12.4		2,200.00	000100	15.2
	843.80	000100	54.9		2,200.00	038700	5.2
	900.00	000100	2.1		2,300.00	021000	7.0
	900.00	017800	2.5		2,333.00	000100	18.3
	995.96	000100	4.3		2,500.00	000100	23.9
	1,000.00	000100	3.5		7,200.00	000100	2.5
	1,000.00	038700	4.9	Wtd. Avg. Base & Total Tons	1,317.57		1,834.3
	1,000.00	056900	3.0	Other Red b/	200.00	009100	51.7
	1,200.00	000100	7.5		825.00	014000	0.5
	1,200.00	021000	7.6		1,100.00	000100	12.8
	1,200.00	021100	2.5	Wtd. Avg. Base & Total Tons	382.04		65.0
	1,300.00	000100	3.9	DISTRICT 07			
	1,300.00	021500	3.0	WINE GRAPES (WHITE)			
	1,400.00	013600	2.0	Arneis	1,250.00	000100	1.4
	1,450.00	000100	16.5		1,500.00	000100	6.2
	1,500.00	000100	19.1		1,600.00	000100	10.7
	1,500.00	013800	6.0	Wtd. Avg. Base & Total Tons	1,539.34		18.3
	1,500.00	017400	8.2	Chardonnay *	135.00	014500	26.7
	1,600.00	000100	8.6		590.68	000100	169.5
	1,700.00	000100	8.2		593.67	000100	314.6
	1,750.00	021500	1.4		600.00	015700	57.8
	1,800.00	000100	19.3		620.00	015700	57.4
	1,800.00	011600	8.6		715.00	000100	22.6
	1,800.00	021600	1.8		800.00	000100	606.2
	1,800.00	024500	2.0		800.00	015700	270.7
	1,800.00	025100	5.2		825.00	000100	948.6
	2,000.00	020800	1.0		825.00	017000	21.9
	2,000.00	021200	1.7		850.00	054990	85.3
	2,000.00	025100	4.0		875.00	064050	132.7
	2,200.00	000100	3.3		896.87	000100	291.7
	2,400.00	000100	4.5		900.00	000100	3,090.9
	2,402.79	000100	8.6		901.77	067965	318.2
	2,500.00	000100	6.1		902.00	000100	54.8
	3,400.00	000100	2.5		909.11	000100	373.8
Wtd. Avg. Base & Total Tons	854.68		559.9		910.00	060525	822.0
Tempranillo *	1,200.00	000100	83.0		915.00	000100	68.7
Wtd. Avg. Base & Total Tons	1,200.00		83.0		917.59	000100	546.4
Teroldego	1,100.00	000100	118.6		929.25	055425	616.9
Wtd. Avg. Base & Total Tons	1,100.00		118.6		934.00	000100	316.1
Zinfandel	200.00	009100	5.6		938.00	000100	187.4
	600.00	000100	6.9		945.48	000100	89.2
	700.00	000100	131.2		947.38	000100	180.5
	760.00	024500	6.5		950.00	000100	1,215.4
	800.00	000100	513.5		956.25	014500	104.4
	800.00	024500	5.1		966.38	060430	241.9
	850.00	000100	39.5		966.41	060430	1,193.6
	900.00	017800	1.4		985.00	054990	555.3
	1,000.00	000100	135.2		992.14	000100	495.8
	1,035.00	000100	17.5		992.58	066000	121.5
	1,100.00	000100	17.4		1,000.00	000100	2,590.2
	1,100.00	017800	2.9		1,000.00	013600	1.7
	1,186.15	017400	3.3		1,000.00	014500	24.3
	1,200.00	000100	39.2		1,000.00	017400	23.8
	1,200.00	021000	5.2		1,000.00	019100	22.9
	1,200.00	021500	3.2		1,000.00	020800	432.7
	1,200.00	027800	5.7		1,000.00	022900	49.2
	1,256.98	000100	39.6		1,000.00	057700	591.1
	1,300.00	000100	24.9		1,001.10	020500	264.9
	1,300.00	021500	3.1		1,007.48	000100	2,031.8
	1,400.00	000100	103.8		1,014.70	060430	132.9
	1,500.00	000100	9.2		1,025.00	000100	525.3
	1,500.00	021500	5.3		1,038.00	000100	236.4
	1,600.00	017400	7.0		1,048.03	020600	36.0

TABLE 8: BASE PRICE PAID TO GROWERS FOR GRAPES CRUSHED AND DELIVERED TO CALIFORNIA PROCESSORS FROM THE 2007 CROP WITH BRIX FACTORS AND PURCHASED TONNAGE, BY TYPE, VARIETY, REPORTING DISTRICT WHERE GROWN, AND WEIGHTED AVERAGE BASE PRICE.

District, Type, and Variety	Base Price Per Ton	Brix Factors	Tons
	Dollars	Code a/	

District, Type, and Variety	Base Price Per Ton	Brix Factors	Tons
	Dollars	Code a/	

DISTRICT 07 (Cont'd.)

Chardonnay * (Cont'd.)	1,049.79	018800	202.2			
	1,050.00	000100	89.0		2,600.00	019400
	1,050.00	024500	20.5		2,778.00	000100
	1,056.41	060430	48.4		2,780.69	000100
	1,067.00	000100	229.1		2,800.00	000100
	1,091.35	000100	101.3		3,200.00	015900
	1,097.00	000100	47.1		4,000.00	021000
	1,098.10	000100	200.4			
	1,100.00	000100	640.2		Wtd. Avg. Base & Total Tons	1,108.77
	1,100.00	017100	5.5			45,780.0
	1,100.00	020800	8.6			
	1,100.00	021000	194.6		Chenin Blanc	350.00
	1,100.00	022900	204.7			041700
	1,100.00	024300	129.1			006300
	1,100.00	050950	590.6			000100
	1,100.00	052500	506.7			000100
	1,100.00	057700	634.9			000100
	1,105.73	060430	826.6			000100
	1,113.23	000100	3,317.1			043275
	1,125.00	000100	78.0			000100
	1,150.00	000100	42.9			000100
	1,150.00	021500	6.3			000100
	1,151.10	000100	23.4			000100
	1,171.80	000100	418.6			000100
	1,197.95	000100	269.0			000100
	1,200.00	000100	4,551.4			043240
	1,200.00	014500	40.0			017000
	1,200.00	017400	0.9			043275
	1,200.00	021000	2,204.5			000100
	1,200.00	024400	320.9			000100
	1,200.00	024500	18.0			000100
	1,219.94	000100	506.2			000100
	1,247.88	000100	80.4			000100
	1,250.00	000100	542.7			031150
	1,250.00	014500	107.6		Wtd. Avg. Base & Total Tons	933.15
	1,294.53	000100	171.6			2,980.1
	1,300.00	000100	952.8		Grenache Blanc	600.00
	1,300.00	019200	289.8			000100
	1,300.00	020800	26.2			028350
	1,304.64	000100	94.1		Wtd. Avg. Base & Total Tons	1,406.37
	1,346.38	000100	209.9			38.4
	1,349.74	000100	463.9		Malvasia Bianca *	568.36
	1,350.00	000100	20.8			000100
	1,350.00	021000	182.2			018800
	1,376.97	020800	1,178.5			000100
	1,388.84	000100	151.5			000100
	1,400.00	000100	87.1			000100
	1,400.00	024500	477.2		Wtd. Avg. Base & Total Tons	668.64
	1,420.00	017400	20.0			447.5
	1,450.00	000100	236.0		Marsanne	668.02
	1,450.00	021000	1,155.0			000100
	1,500.00	000100	811.3			013900
	1,500.00	013800	304.1			000100
	1,500.00	021500	7.0			000100
	1,550.00	000100	45.0			013900
	1,598.23	000100	22.2			000100
	1,600.00	000100	110.7		Wtd. Avg. Base & Total Tons	859.99
	1,600.00	014500	19.4			151.8
	1,600.00	021600	2.8		Moscato Gaillo *	800.00
	1,600.00	026800	49.8			009500
	1,602.41	000100	16.6		Wtd. Avg. Base & Total Tons	800.00
	1,607.00	000100	40.7			0.5
	1,650.00	000100	11.8		Muscat Blanc *	700.00
	1,650.00	030060	2.5			020600
	1,650.00	031600	1.0			021000
	1,800.00	000100	103.2			000100
	1,800.00	017200	14.7			000100
	1,800.00	027500	4.7		Wtd. Avg. Base & Total Tons	851.14
	1,811.00	000100	610.4			391.9
	2,000.00	017400	19.6		Muscat Orange	800.00
	2,100.00	000100	6.7			013800
	2,100.00	014500	6.8			000100
	2,100.00	025100	29.0			000100
	2,577.71	000100	3.5			000100
	2,600.00	000100	16.0			000100
	2,600.00	013800	2.5		Wtd. Avg. Base & Total Tons	1,169.06
	2,600.00	014500	9.0			55.4

TABLE 8: BASE PRICE PAID TO GROWERS FOR GRAPES CRUSHED AND DELIVERED TO CALIFORNIA PROCESSORS FROM THE 2007 CROP WITH BRIX FACTORS AND PURCHASED TONNAGE, BY TYPE, VARIETY, REPORTING DISTRICT WHERE GROWN, AND WEIGHTED AVERAGE BASE PRICE.

District, Type, and Variety	Base Price Per Ton	Brix Factors	Tons	District, Type, and Variety	Base Price Per Ton	Brix Factors	Tons
	Dollars	Code a/			Dollars	Code a/	
DISTRICT 07 (Cont'd.)							
Pinot Blanc	700.00	007600	133.2		1,100.00	000100	34.8
	825.00	064050	154.7		1,100.00	017100	3.1
					1,100.00	021500	3.3
	1,000.00	018000	1.4		1,200.00	000100	2.4
					1,200.00	017200	8.7
					1,200.00	020800	11.0
					1,222.77	000100	46.1
Wtd. Avg. Base & Total Tons	768.29		289.3		1,261.10	000100	62.0
					1,300.00	000100	13.4
Pinot Gris *	732.09	017000	90.3		1,300.00	013400	3.8
	800.00	013100	233.1		1,300.00	014500	2.3
	800.00	020800	93.0		1,350.00	017100	3.9
	900.00	000100	52.9		1,600.00	000100	5.8
	900.00	050350	37.0				
	950.00	045280	10.0				
	1,000.00	000100	5.8	Wtd. Avg. Base & Total Tons	900.01		4,036.7
	1,000.00	017400	4.6				
	1,098.10	000100	49.7	Sauvignon Musque	1,250.00	000100	22.9
	1,100.00	000100	150.0		1,300.00	000100	12.6
	1,100.00	015300	286.2				
	1,100.00	043680	107.6	Wtd. Avg. Base & Total Tons	1,267.75		35.5
	1,133.00	000100	219.5				
	1,150.00	043240	32.8	Semillon	1,261.10	000100	26.1
	1,174.00	045270	93.7				
	1,174.00	050780	568.4	Wtd. Avg. Base & Total Tons	1,261.10		26.1
	1,174.00	054875	17.6				
	1,180.95	050350	181.9	Tocai Friulano	1,200.00	000100	40.7
	1,181.00	000100	119.0		1,600.00	000100	17.9
	1,200.00	000100	158.6				
	1,200.00	020800	9.8	Wtd. Avg. Base & Total Tons	1,322.18		58.6
	1,200.00	043275	33.7				
	1,211.00	043275	77.3	Viognier	1,000.00	025650	1.2
	1,232.70	000100	94.6		1,100.00	000100	3.7
	1,246.63	000100	25.2		1,200.00	000100	3.3
	1,250.00	000100	497.5		1,250.00	021000	30.0
	1,288.40	000100	58.7		1,250.00	024500	40.3
	1,340.00	000100	288.6		1,400.00	017800	1.0
	1,350.00	000100	170.6		1,450.00	000100	6.1
	1,371.31	000100	86.5		1,450.00	021000	3.9
	1,390.00	000100	63.4		1,500.00	000100	15.2
	1,400.00	000100	104.6		1,700.00	000100	11.5
	1,500.00	000100	4.5		1,750.00	022150	2.0
	1,600.00	000100	28.5		1,925.00	017400	4.3
	1,600.00	020700	9.4		1,945.90	017400	117.5
	2,099.46	000100	14.8		4,480.00	025100	10.6
Wtd. Avg. Base & Total Tons	1,169.44		4,079.4	Wtd. Avg. Base & Total Tons	1,768.81		250.6
Roussanne	750.00	000100	6.8	White Riesling *	793.16	000100	64.7
	871.20	000100	17.4		900.00	000100	157.0
	1,200.00	000100	4.5		900.00	013000	302.3
	1,250.00	000100	0.8		950.00	000100	133.6
	1,784.84	017600	41.5		983.00	000100	35.1
	1,887.27	011840	56.6		1,000.00	000100	928.3
	3,846.00	017800	5.2		1,000.00	013100	122.2
					1,000.00	028475	2.5
Wtd. Avg. Base & Total Tons	1,713.47		132.8		1,000.00	042120	140.3
					1,028.14	000100	230.9
					1,047.83	013000	95.9
Sauvignon Blanc	500.00	000100	55.7		1,050.00	000100	51.9
	698.00	000100	45.7		1,080.00	017000	22.0
	700.00	000100	225.5		1,086.62	012550	225.5
	800.00	000100	84.2		1,097.00	000100	117.4
	825.00	000100	249.7		1,098.10	000100	72.9
	839.17	000100	111.1		1,100.00	000100	237.2
	850.00	000100	174.5		1,100.00	013100	505.3
	850.00	013400	12.0		1,100.00	017000	10.9
	850.00	015700	126.6		1,100.00	043240	330.5
	854.00	041700	236.9		1,121.98	000100	364.0
	895.00	000100	962.9		1,150.00	000100	26.4
	900.00	000100	154.2		1,156.00	000100	4.1
	922.44	000100	91.8		1,188.60	000100	70.4
	940.00	043275	47.9		1,200.00	000100	393.2
	949.22	000100	433.9		1,200.00	013400	73.6
	950.00	000100	273.2		1,224.00	041250	920.5
	950.00	013600	13.1		1,250.00	000100	41.9
	950.00	014500	19.1		1,250.00	017000	15.8
	953.34	000100	299.7		1,250.00	021300	4.6
	956.25	014500	99.0				
	1,000.00	000100	50.2	Wtd. Avg. Base & Total Tons	1,082.92		5,700.9
	1,030.00	000100	69.2				

TABLE 8: BASE PRICE PAID TO GROWERS FOR GRAPES CRUSHED AND DELIVERED TO CALIFORNIA PROCESSORS FROM THE 2007 CROP WITH BRIX FACTORS AND PURCHASED TONNAGE, BY TYPE, VARIETY, REPORTING DISTRICT WHERE GROWN, AND WEIGHTED AVERAGE BASE PRICE.

District, Type, and Variety	Base Price Per Ton	Brix Factors	Tons
	Dollars	Code a/	

District, Type, and Variety	Base Price Per Ton	Brix Factors	Tons
	Dollars	Code a/	

DISTRICT 07 (Cont'd.)

Other White b/ 1,350.00 000100 14.1
 3,200.00 017200 0.6

Wtd. Avg. Base & Total Tons 1,425.51 14.7

WINE GRAPES (RED)

Alicante Bouschet * 1,300.00 000100 12.0

Wtd. Avg. Base & Total Tons 1,300.00 12.0

Barbera 1,042.02 024800 136.0
 1,200.00 030600 0.5
 1,500.00 000100 4.4
 1,900.00 000100 32.4

Wtd. Avg. Base & Total Tons 1,214.51 173.3

Cabernet Franc 800.00 000100 38.3
 874.24 064370 119.0
 1,000.00 000100 43.2
 1,000.00 028100 3.1
 1,100.00 028100 20.1
 1,200.00 000100 40.4
 1,500.00 021000 1.0

Wtd. Avg. Base & Total Tons 954.60 265.1

Cabernet Sauvignon 250.00 000100 425.4
 250.00 017000 98.0
 300.00 000100 471.0
 400.00 020800 99.2
 500.00 000100 7.9
 500.00 017400 0.8
 500.00 028100 6.0
 600.00 000100 303.1
 600.00 050780 119.0
 625.00 020800 223.0
 750.00 000100 146.7
 750.00 067275 93.0
 780.00 000100 139.5
 800.00 000100 520.0
 800.00 023000 11.4
 800.00 064170 650.3
 800.00 067650 154.3
 825.00 000100 334.3
 837.00 000100 292.2
 850.00 017000 397.2
 860.87 000100 90.7
 875.00 000100 132.4
 900.00 000100 661.3
 931.30 000100 827.1
 950.00 017000 792.8
 950.00 028100 3.5
 992.44 000100 2,868.7
 1,000.00 000100 502.7
 1,000.00 026700 20.8
 1,000.00 028100 1.9
 1,008.76 017600 439.6
 1,025.15 000100 535.1
 1,050.00 000100 139.9
 1,053.62 060430 313.9
 1,054.58 000100 292.7
 1,100.00 000100 21.5
 1,125.00 055350 291.4
 1,150.00 000100 1,081.7
 1,200.00 000100 143.3
 1,200.00 017200 319.5
 1,250.00 000100 540.8
 1,300.00 013800 489.5
 1,300.00 028100 34.1
 1,400.00 000100 1.0
 1,500.00 000100 59.5
 1,500.00 021000 2.5
 1,500.00 021500 2.0

Wtd. Avg. Base & Total Tons 926.93 15,102.2

Carignane 800.00 013950 3.5

Wtd. Avg. Base & Total Tons 800.00 3.5

Charbono 958.92 017000 59.7

Wtd. Avg. Base & Total Tons 958.92 59.7

Dolcetto 1,200.00 017800 9.2
 1,900.00 000100 21.9

Wtd. Avg. Base & Total Tons 1,692.93 31.1

Gamay (Napa) * 800.00 000100 230.8

Wtd. Avg. Base & Total Tons 800.00 230.8

Grenache * 700.00 024300 2.2
 700.00 067275 68.9
 800.00 009000 19.0
 1,000.00 028100 4.0
 1,100.00 000100 10.4
 1,110.97 000100 12.9
 1,200.00 000100 92.7
 1,200.00 017800 3.0
 1,213.27 017600 4.8
 1,399.93 000100 9.3
 1,450.00 000100 7.3
 1,500.00 000100 1.8
 1,508.00 000100 31.0
 1,650.00 000100 28.8
 2,386.38 018000 66.0
 2,836.00 017800 4.6
 3,750.00 018000 1.3

Wtd. Avg. Base & Total Tons 1,389.67 368.0

Lagrein 1,725.00 000100 2.5

Wtd. Avg. Base & Total Tons 1,725.00 2.5

Malbec 721.00 064050 10.1
 734.42 017200 27.7
 750.00 000100 1.8
 800.00 000100 71.6
 800.00 017600 0.5
 900.00 007600 87.1
 1,000.00 013800 64.8
 1,050.00 000100 39.8
 1,100.00 028100 3.5
 1,200.00 000100 0.9

Wtd. Avg. Base & Total Tons 898.52 307.8

Mataro * 1,000.00 000100 2.3
 1,200.00 017800 4.0
 1,400.00 024750 0.5
 1,900.00 024500 16.0
 2,537.00 017800 4.9

Wtd. Avg. Base & Total Tons 1,827.84 27.7

Merlot 125.00 000100 131.1
 200.00 000100 47.0
 250.00 000100 603.9
 250.00 020800 6.7
 500.00 017200 2.0
 500.00 028100 4.2
 550.00 000100 173.0
 584.07 000100 176.9
 600.00 000100 177.8
 650.00 000100 79.9
 700.00 060805 13.0
 750.00 000100 2.5
 800.00 000100 2,495.1
 800.00 064800 92.2
 812.21 000100 80.3
 825.00 000100 432.0
 893.45 000100 84.7
 900.00 000100 674.5
 900.00 028100 4.6

TABLE 8: BASE PRICE PAID TO GROWERS FOR GRAPES CRUSHED AND DELIVERED TO CALIFORNIA PROCESSORS FROM THE 2007 CROP WITH BRIX FACTORS AND PURCHASED TONNAGE, BY TYPE, VARIETY, REPORTING DISTRICT WHERE GROWN, AND WEIGHTED AVERAGE BASE PRICE.

District, Type, and Variety	Base Price Per Ton	Brix Factors	Tons	District, Type, and Variety	Base Price Per Ton	Brix Factors	Tons
	Dollars	Code a/			Dollars	Code a/	
DISTRICT 07 (Cont'd.)				Pfeffer Cabernet	1,500.00	000100	10.0
					2,000.00	000100	2.6
Merlot (Cont'd.)	900.00	055350	516.9	Wtd. Avg. Base & Total Tons	1,603.17		12.6
	900.00	067965	1,047.3	Pinot Noir	900.00	000100	88.6
	925.00	000100	141.1		1,022.39	000100	376.5
	927.19	000100	161.6		1,100.00	000100	395.2
	950.00	000100	460.9		1,150.00	000100	193.9
	957.54	000100	818.3		1,200.00	000100	10.9
	992.73	000100	486.0		1,230.00	064050	312.4
	1,000.00	000100	950.5		1,250.00	000100	594.1
	1,000.00	013800	477.0		1,251.10	000100	18.8
	1,000.00	026800	97.2		1,273.00	000100	105.0
	1,000.00	028100	1.4		1,287.00	064050	326.8
	1,000.00	064170	28.4		1,300.00	000100	94.4
	1,013.00	064050	1,277.3		1,300.00	061300	101.3
	1,018.80	021000	292.6		1,348.00	000100	34.8
	1,020.00	064050	235.8		1,350.00	000100	215.4
	1,025.00	064170	946.1		1,379.00	064170	137.6
	1,030.00	000100	188.9		1,390.00	000100	101.0
	1,055.00	000100	42.4		1,400.00	000100	845.9
	1,055.31	000100	416.9		1,400.00	026800	73.4
	1,055.51	000100	387.0		1,400.00	064050	334.1
	1,055.96	067953	189.1		1,450.00	000100	115.4
	1,060.00	000100	110.7		1,482.58	067953	142.6
	1,070.00	064170	116.4		1,494.60	000100	111.9
	1,100.00	000100	350.7		1,500.00	000100	825.8
	1,100.00	028100	18.9		1,500.00	064050	98.8
	1,150.00	000100	559.6		1,550.00	020800	567.6
	1,200.00	000100	0.8		1,575.00	000100	78.9
	1,200.00	017200	40.7		1,600.00	000100	527.6
	1,200.00	064050	378.8		1,600.00	020800	84.1
	1,227.17	000100	295.2		1,602.53	000100	7.9
	1,300.00	017000	256.6		1,625.00	061300	10.8
	1,450.00	000100	3.6		1,650.00	002600	57.6
	1,500.00	000100	10.6		1,660.67	046000	57.0
	1,500.00	017600	10.6		1,687.00	000100	25.3
	1,547.42	000100	902.1		1,700.00	000100	823.5
	1,600.00	025300	1.0		1,702.53	000100	115.2
	1,650.00	000100	2.0		1,710.81	014500	41.5
	1,800.00	000100	8.1		1,762.78	064050	126.0
Wtd. Avg. Base & Total Tons	954.21		17,510.5		1,800.00	000100	513.4
Nebbiolo	1,600.00	000100	25.3		1,800.00	022900	37.9
Wtd. Avg. Base & Total Tons	1,600.00		25.3		1,800.00	067275	215.6
Negrette *	1,500.00	000100	5.1		1,811.00	000100	134.7
	1,500.00	024500	5.3		1,850.00	000100	10.8
	2,000.00	023000	0.6		1,850.00	021200	7.0
Wtd. Avg. Base & Total Tons	1,527.27		11.0		1,900.00	014500	12.4
Petit Verdot	900.00	024500	36.5		2,000.00	000100	420.2
	1,000.00	000100	14.9		2,000.00	025300	3.8
	1,025.00	000100	6.5		2,100.00	000100	45.3
	1,200.00	000100	2.6		2,150.00	021500	20.2
	1,309.10	000100	88.1		2,200.00	000100	43.8
	1,500.00	017400	0.9		2,250.00	000100	85.5
	2,250.00	017400	1.5		2,250.00	014500	8.7
Wtd. Avg. Base & Total Tons	1,176.09		151.0		2,298.44	000100	121.6
Petite Sirah	600.00	029300	3.5		2,300.00	000100	34.5
	800.00	024500	2.2		2,300.00	013800	145.7
	800.00	028100	4.3		2,300.00	021000	184.0
	1,000.00	000100	65.5		2,400.00	000100	117.6
	1,025.00	000100	15.5		2,400.00	014500	9.8
	1,050.00	000100	126.8		2,400.00	024500	106.5
	1,100.00	000100	169.2		2,496.00	000100	887.4
	1,134.86	017400	134.9		2,500.00	000100	56.1
	1,150.00	023100	14.5		2,500.00	013800	154.6
	1,250.00	000100	4.5		2,500.00	021000	29.1
	1,300.00	000100	12.5		2,500.00	021200	1.0
	1,300.00	017800	4.3		2,500.00	021500	110.4
	1,352.72	000100	228.9		2,500.00	024500	1.5
Wtd. Avg. Base & Total Tons	1,163.00		786.6		2,500.00	026800	25.2
					2,500.00	027500	3.9
					2,502.97	000100	34.9
					2,510.00	020800	19.3
					2,550.00	024500	650.3
					2,600.00	000100	14.9
					2,700.00	000100	110.6
					2,700.00	020800	3.8
					2,700.00	021500	24.8
					2,700.00	024500	4.8
					2,750.00	000100	15.7

TABLE 8: BASE PRICE PAID TO GROWERS FOR GRAPES CRUSHED AND DELIVERED TO CALIFORNIA PROCESSORS FROM THE 2007 CROP WITH BRIX FACTORS AND PURCHASED TONNAGE, BY TYPE, VARIETY, REPORTING DISTRICT WHERE GROWN, AND WEIGHTED AVERAGE BASE PRICE.

District, Type, and Variety	Base Price Per Ton	Brix Factors	Tons	District, Type, and Variety	Base Price Per Ton	Brix Factors	Tons
	Dollars	Code a/			Dollars	Code a/	
DISTRICT 07 (Cont'd.)					2,000.00	000100	8.6
					2,000.00	013400	17.1
Pinot Noir (Cont'd.)	2,778.00	000100	18.9	Wtd. Avg. Base & Total Tons	1,898.95		28.5
	2,800.00	000100	28.6	Syrah *	250.00	000100	114.5
	2,800.00	014500	5.6		325.00	024800	62.1
	2,808.78	000100	13.4		600.00	000100	102.7
	2,900.00	000100	2.6		600.00	020700	389.5
	3,000.00	000100	5.7		625.00	020800	17.0
	3,000.00	013800	8.6		650.00	060805	21.1
	3,000.00	029300	22.4		656.19	000100	11.6
	3,024.15	000100	4.1		675.00	000100	25.7
	3,200.00	000100	5.4		695.00	000100	195.4
	3,200.00	014500	7.3		700.00	000100	38.3
	3,236.09	000100	16.2		700.00	013800	59.5
	3,289.47	000100	7.8		721.00	000100	32.9
	3,300.00	000100	1.6		730.00	000100	41.0
	3,300.00	020800	64.8		750.00	000100	15.0
	3,472.00	000100	3.5		773.00	064050	22.9
	3,500.00	000100	22.9		800.00	000100	219.5
	3,500.00	021500	7.7		800.00	013800	135.6
	3,550.00	000100	51.8		800.00	014000	28.8
	3,933.33	000100	2.4		800.00	024500	255.4
	3,980.95	000100	6.3		825.00	000100	202.4
	4,000.00	000100	111.4		832.00	064050	97.5
	4,000.00	013800	2.5		850.00	000100	254.7
	4,000.00	014500	10.0		850.00	017000	204.6
	4,000.00	018000	3.5		850.00	064050	23.7
	4,000.00	019400	11.2		860.00	000100	159.0
	4,000.00	021200	6.5		873.34	000100	39.5
	4,000.00	021300	1.8		900.00	000100	21.6
	4,000.00	021500	40.8		950.00	000100	382.3
	4,000.00	025100	5.5		970.37	017600	68.4
	4,200.00	000100	1.3		970.38	000100	32.7
	4,250.00	019400	4.8		975.00	000100	82.0
	4,254.57	000100	9.3		1,000.00	000100	346.8
	4,400.00	001700	5.0		1,000.00	013600	3.3
	4,500.00	000100	15.2		1,000.00	017600	68.9
	4,500.00	001700	5.9		1,000.00	017800	1.0
	4,632.18	000100	15.7		1,000.00	024500	13.2
	4,700.00	027120	11.5		1,000.00	043900	56.9
	4,702.00	021200	9.6		1,001.01	000100	366.8
	4,709.00	000100	9.4		1,016.06	000100	66.2
	4,750.00	000100	12.8		1,017.00	000100	23.3
	4,750.00	013800	6.5		1,080.00	002200	12.4
	4,758.00	021200	12.6		1,100.00	000100	1.6
	4,817.00	013800	3.4		1,100.00	011600	22.4
	4,912.50	000100	10.9		1,110.97	000100	19.2
	5,000.00	017800	1.1		1,123.06	000100	98.2
	5,051.20	000100	6.6		1,125.00	000100	153.2
	5,100.00	021500	84.0		1,135.00	000100	50.6
	6,000.00	000100	5.4		1,150.00	023100	12.8
	6,562.50	000100	2.4		1,150.00	067275	48.7
	7,146.56	000100	7.7		1,170.37	000100	17.5
	7,500.00	021200	1.2		1,200.00	000100	28.2
	7,602.17	000100	9.3		1,200.00	013800	445.3
	7,673.00	000100	4.8		1,250.00	000100	4.5
	7,944.00	000100	11.6		1,250.00	027600	7.0
Wtd. Avg. Base & Total Tons	1,857.11		13,373.7		1,347.72	000100	66.0
					1,350.00	000100	9.9
Primitivo	800.00	029125	17.8		1,356.04	000100	258.6
	1,100.00	000100	7.3		1,400.00	000100	1.5
	1,200.00	000100	7.2		1,400.00	013600	5.1
	1,500.00	025400	1.9		1,500.00	000100	8.8
Wtd. Avg. Base & Total Tons	987.13		34.2		1,500.00	017800	1.7
					1,500.00	020800	7.5
Sangiovese *	671.36	017100	63.4		1,500.00	021500	15.0
	1,055.51	000100	146.1		1,597.35	000100	21.4
	1,101.29	000100	139.8		1,600.00	000100	4.8
	1,120.00	020800	2.4		1,600.00	014500	5.3
	1,175.12	011500	167.7		1,600.00	025300	2.8
	1,300.00	017400	8.3		1,753.00	017800	5.8
	1,740.00	000100	15.7		1,800.00	000100	18.8
	2,387.52	020800	35.7		1,800.00	021000	9.7
Wtd. Avg. Base & Total Tons	1,163.59		579.1		1,811.00	000100	6.2
					2,000.00	000100	11.4
					2,000.00	024500	0.7
Souzao	800.00	000100	0.4		2,100.00	000100	8.9
	1,000.00	000100	2.4		2,150.00	000100	1.4
					2,200.00	000100	3.4

TABLE 8: BASE PRICE PAID TO GROWERS FOR GRAPES CRUSHED AND DELIVERED TO CALIFORNIA PROCESSORS FROM THE 2007 CROP WITH BRIX FACTORS AND PURCHASED TONNAGE, BY TYPE, VARIETY, REPORTING DISTRICT WHERE GROWN, AND WEIGHTED AVERAGE BASE PRICE.

District, Type, and Variety	Base Price Per Ton	Brix Factors	Tons
	Dollars	Code a/	

District, Type, and Variety	Base Price Per Ton	Brix Factors	Tons
	Dollars	Code a/	

DISTRICT 07 (Cont'd.)

DISTRICT 08

Syrah * (Cont'd.)	2,759.00	000100	4.8
	3,000.00	000100	5.3
	3,140.00	013600	2.2
	3,150.00	000100	0.9
	3,500.00	000100	15.7
	3,500.00	019400	1.3
	3,800.00	000100	11.8
	3,800.00	017800	2.1
	4,000.00	000100	10.3
	4,000.00	004100	0.6
	4,000.00	013800	2.3
	4,000.00	017800	4.3
	4,053.33	000100	3.0
Wtd. Avg. Base & Total Tons	959.63		5,764.2
Tempranillo *	800.00	000100	1.6
	1,000.00	000100	18.8
	1,200.00	013600	8.4
	1,254.25	000100	10.6
	1,500.00	024500	4.6
	1,650.00	000100	1.8
Wtd. Avg. Base & Total Tons	1,164.30		45.8
Teroldego	1,000.00	017400	7.0
	1,050.00	022800	30.6
	1,500.00	020800	2.5
Wtd. Avg. Base & Total Tons	1,069.33		40.1
Tinta Cao	800.00	000100	0.8
	1,000.00	000100	6.0
Wtd. Avg. Base & Total Tons	976.47		6.8
Tinta Madeira	800.00	000100	0.7
Wtd. Avg. Base & Total Tons	800.00		0.7
Touriga Francesca	1,055.93	000100	1.0
Wtd. Avg. Base & Total Tons	1,055.93		1.0
Touriga Nacional *	1,000.00	000100	6.5
Wtd. Avg. Base & Total Tons	1,000.00		6.5
Zinfandel	120.00	002200	18.3
	350.00	007600	597.1
	350.00	034600	36.4
	721.60	000100	42.0
	750.00	000100	10.2
	800.00	000100	31.0
	861.63	000100	35.2
	900.00	064370	82.0
	950.00	000100	94.6
	1,000.00	000100	37.2
	1,000.00	014000	1.5
	1,000.00	028100	2.5
	1,100.00	021500	1.2
	1,300.00	000100	9.1
	1,400.00	022100	3.0
	1,500.00	000100	4.0
	1,600.00	024500	7.3
	1,800.00	000100	1.4
	2,000.00	024500	3.7
	2,083.00	000100	2.4
Wtd. Avg. Base & Total Tons	560.56		1,020.1
Other Red b/	800.00	000100	1.1
	1,500.00	000100	0.8
	1,500.00	024500	3.0
	3,000.00	000100	2.5
Wtd. Avg. Base & Total Tons	1,902.70		7.4

TABLE GRAPES

Princess *	600.00	017800	10.1
Wtd. Avg. Base & Total Tons	600.00		10.1

WINE GRAPES (WHITE)

Chardonnay *	500.00	000100	127.4
	500.00	015700	113.2
	500.00	020800	494.2
	550.00	015700	284.6
	575.00	000100	338.5
	575.00	020800	108.5
	600.00	000100	276.3
	600.00	015700	3,543.8
	600.00	020800	97.6
	650.00	000100	87.7
	700.00	000100	75.9
	700.00	017400	79.3
	800.00	000100	22.9
	800.00	015700	147.4
	850.00	013900	308.5
	900.00	000100	1.0
	950.00	013800	21.4
	950.60	000100	134.9
	988.00	054990	11.4
	1,000.00	000100	706.3
	1,000.00	020800	25.4
	1,100.00	000100	764.8
	1,103.00	000100	5.0
	1,150.00	000100	451.4
	1,200.00	000100	94.9
	1,200.00	020800	19.0
	1,200.00	055475	16.0
	1,210.00	000100	377.0
	1,210.65	000100	158.2
	1,210.65	020800	0.1
	1,223.66	000100	155.9
	1,225.00	022800	86.6
	1,235.65	000100	23.1
	1,250.00	060430	339.3
	1,270.88	000100	53.0
	1,283.00	000100	50.0
	1,300.00	000100	119.6
	1,300.00	021000	586.6
	1,325.00	024500	34.3
	1,350.00	054875	462.4
	1,396.25	000100	52.1
	1,400.00	000100	23.1
	1,400.00	013800	7.3
	1,400.00	017200	19.3
	1,400.00	017800	10.9
	1,400.00	019300	10.0
	1,408.61	000100	736.4
	1,421.44	000100	91.4
	1,450.00	000100	47.4
	1,458.00	000100	84.2
	1,460.00	022900	19.7
	1,497.75	000100	411.1
	1,500.00	000100	47.2
	1,500.00	017000	4.3
	1,500.00	017400	40.5
	1,500.00	019300	5.8
	1,500.00	020800	5.5
	1,500.00	022900	50.6
	1,564.95	000100	4.0
	1,575.00	000100	9.0
	1,585.30	017400	140.3
	1,593.00	000100	74.0
	1,600.00	000100	60.8
	1,600.00	019300	50.5
	1,600.00	020800	10.1
	1,620.00	000100	85.0
	1,650.00	000100	36.4
	1,650.00	002600	2.6
	1,673.00	000100	25.0
	1,673.20	000100	43.8

TABLE 8: BASE PRICE PAID TO GROWERS FOR GRAPES CRUSHED AND DELIVERED TO CALIFORNIA PROCESSORS FROM THE 2007 CROP WITH BRIX FACTORS AND PURCHASED TONNAGE, BY TYPE, VARIETY, REPORTING DISTRICT WHERE GROWN, AND WEIGHTED AVERAGE BASE PRICE.

District, Type, and Variety	Base Price Per Ton	Brix Factors	Tons
	Dollars	Code a/	

District, Type, and Variety	Base Price Per Ton	Brix Factors	Tons
	Dollars	Code a/	

DISTRICT 08 (Cont'd.)

Chardonnay * (Cont'd.)	1,700.00	000100	490.7
	1,700.00	017200	16.9
	1,700.00	017400	6.5
	1,700.00	024800	55.2
	1,715.00	020800	4.5
	1,749.56	002200	4.5
	1,750.00	024800	60.8
	1,754.24	000100	3,958.3
	1,775.00	000100	3.9
	1,784.47	021000	6.2
	1,798.91	000100	19.9
	1,800.00	000100	146.9
	1,800.00	013800	479.9
	1,800.00	016100	18.3
	1,800.00	019300	10.8
	1,800.00	020800	12.7
	1,800.00	022900	24.0
	1,814.42	000100	57.3
	1,825.00	000100	103.3
	1,850.00	020800	133.0
	1,850.00	030910	7.8
	1,900.00	000100	8.9
	1,912.23	020900	86.0
	2,000.00	000100	49.9
	2,000.00	017000	3.0
	2,000.00	019300	42.5
	2,000.00	020800	14.3
	2,000.00	021000	7.7
	2,000.00	024800	3.3
	2,000.00	025100	6.0
	2,037.90	000100	21.8
	2,050.00	024500	4.5
	2,076.74	000100	6.6
	2,093.00	019300	4.7
	2,100.00	000100	89.8
	2,135.45	000100	6.6
	2,135.65	000100	9.2
	2,168.10	000100	38.3
	2,168.11	000100	34.7
	2,173.70	000100	11.2
	2,180.00	017400	79.2
	2,202.15	000100	11.1
	2,210.27	020900	77.5
	2,300.00	000100	2.0
	2,300.00	013600	4.4
	2,395.77	000100	3.4
	2,400.00	000100	1.0
	2,400.00	021000	49.4
	2,400.00	024500	2.5
	2,463.30	000100	1,806.3
	2,463.31	000100	2.8
	2,500.00	000100	17.5
	2,500.00	017200	5.2
	2,500.00	021000	4.9
	2,510.21	000100	8.8
	2,520.02	000100	7.6
	2,716.98	021200	10.6
	2,750.00	021000	77.7
	2,800.00	013800	2.5
	2,800.00	021000	1.8
	2,806.96	000100	2.3
	2,840.21	017100	4.7
	2,888.75	000100	5.7
	3,000.00	021000	29.4
	3,031.00	000100	7.5
	3,090.00	021000	3.5
	3,350.00	000100	1.4
	3,500.00	021000	3.8
	3,673.97	000100	7.0
	3,800.00	000100	1.0
	4,000.00	000100	0.8
	5,000.00	021000	1.9
	5,923.60	000100	12.4
Wtd. Avg. Base & Total Tons	1,356.12		21,339.7
Chenin Blanc	667.89	000100	1,598.0
	701.28	000100	56.4

	835.00	017000	29.7
	965.00	000100	17.7
	1,000.00	000100	15.1
	1,000.00	013800	2.3
Wtd. Avg. Base & Total Tons	678.29		1,719.2
Gewurztraminer	550.00	000100	39.2
	650.00	000100	122.4
	1,000.00	000100	308.9
	1,030.21	000100	2.1
	1,150.00	000100	9.0
	1,400.00	013800	8.6
	1,600.00	000100	7.4
	1,800.00	000100	1.0
	1,800.00	017200	13.1
	3,224.20	000100	1.3
	3,226.60	000100	0.5
	3,348.00	000100	1.0
Wtd. Avg. Base & Total Tons	934.78		514.5
Grenache Blanc	1,200.00	000100	5.2
	1,300.00	000100	2.4
	1,350.00	013800	2.8
	1,500.00	000100	1.8
	1,500.00	013800	3.1
	1,600.00	027500	3.1
	1,650.00	000100	2.0
	1,800.00	000100	17.1
	1,800.00	013600	4.4
	1,800.00	017400	20.0
	1,800.00	020600	35.9
	1,800.00	021500	2.8
	1,800.00	024500	1.5
	1,850.00	000100	1.0
	2,000.00	013400	1.0
	2,132.00	021000	2.9
	2,450.00	000100	9.4
Wtd. Avg. Base & Total Tons	1,794.44		116.4
Malvasia Bianca *	1,600.00	000100	7.5
Wtd. Avg. Base & Total Tons	1,600.00		7.5
Marsanne	1,200.00	000100	1.6
	1,300.00	000100	12.5
	1,400.00	000100	10.3
	1,428.57	017400	3.9
	1,500.00	000100	0.2
	1,600.00	000100	0.9
	1,600.00	027500	3.5
	1,600.00	027600	0.9
	1,700.00	023700	3.8
	1,800.00	000100	6.8
	2,000.00	000100	3.7
	2,000.00	021000	1.0
Wtd. Avg. Base & Total Tons	1,528.34		49.1
Muscat Blanc *	450.00	022500	3.6
	950.00	000100	46.1
	1,000.00	000100	22.7
	1,000.00	050350	162.9
	1,045.66	000100	8.8
	1,048.99	000100	11.7
	1,100.00	000100	47.6
	1,100.00	017200	3.6
	1,152.80	000100	149.0
	1,200.00	000100	122.6
	1,225.00	024500	45.3
	1,300.00	000100	9.2
	1,400.00	000100	22.7
	1,500.00	000100	71.4
	1,600.00	013800	1.1
	2,000.00	000100	3.1
Wtd. Avg. Base & Total Tons	1,151.20		731.4

TABLE 8: BASE PRICE PAID TO GROWERS FOR GRAPES CRUSHED AND DELIVERED TO CALIFORNIA PROCESSORS FROM THE 2007 CROP WITH BRIX FACTORS AND PURCHASED TONNAGE, BY TYPE, VARIETY, REPORTING DISTRICT WHERE GROWN, AND WEIGHTED AVERAGE BASE PRICE.

District, Type, and Variety	Base Price Per Ton	Brix Factors	Tons	District, Type, and Variety	Base Price Per Ton	Brix Factors	Tons	
	Dollars	Code a/			Dollars	Code a/		
DISTRICT 08 (Cont'd.)								
Muscat Orange	1,000.00	000100	4.8		1,500.00	020800	1.7	
	1,140.00	000100	2.0		1,500.00	027600	2.6	
	1,196.75	000100	13.6		1,600.00	021000	3.5	
	1,200.00	000100	5.1		1,600.00	024800	2.9	
	1,200.00	026900	3.5		1,600.00	058155	3.5	
	1,400.00	000100	4.0		1,650.00	000100	0.8	
	2,000.00	000100	4.8		1,700.00	000100	2.9	
Wtd. Avg. Base & Total Tons	1,293.01		37.8		1,800.00	000100	12.8	
					1,800.00	013800	4.9	
					1,800.00	020800	4.1	
					1,800.00	021000	4.0	
					1,900.00	000100	2.2	
					1,900.00	021200	35.6	
					2,029.10	020800	14.8	
Pinot Blanc	1,200.00	000100	49.9		2,071.00	000100	1.8	
	1,247.88	000100	28.7		2,088.00	025300	0.8	
	1,500.00	000100	33.4		2,120.00	000100	15.6	
	1,515.00	017400	50.8		2,200.00	000100	3.9	
	1,600.00	000100	1.3		2,200.00	000100	3.9	
	1,630.00	013800	4.5		2,264.15	013600	5.3	
	1,684.61	020800	8.5		2,300.00	000100	2.1	
	1,700.00	000100	5.3		2,382.00	021000	6.3	
	1,738.96	017000	2.8		2,400.00	017800	4.0	
	1,814.00	000100	10.7		2,450.00	000100	11.6	
	2,100.00	000100	0.9		2,500.00	000100	9.9	
	3,000.00	000100	1.7		2,500.00	013600	2.0	
	3,300.00	000100	1.1		3,167.40	000100	17.7	
	Wtd. Avg. Base & Total Tons	1,454.91		199.6		3,500.00	000100	7.2
						3,500.00	013400	0.4
	Pinot Gris *	900.00	000100	101.5	Wtd. Avg. Base & Total Tons	1,940.01		248.1
		900.00	017000	19.4				
Sauvignon Blanc	900.00	022900	0.7		400.00	000100	118.4	
	912.00	000100	99.7		450.00	000100	132.6	
	1,000.00	020800	1.5		450.00	017000	96.1	
	1,000.00	022900	5.3		500.00	000100	31.8	
	1,100.00	000100	9.0		600.00	000100	448.7	
	1,196.75	000100	54.4		600.00	012900	198.7	
	1,200.00	000100	23.4		600.00	017000	100.4	
	1,225.00	013100	46.7		625.00	021000	9.9	
	1,247.87	000100	27.0		700.00	000100	37.7	
	1,300.00	050350	79.2		732.34	000100	27.5	
	1,365.00	000100	10.9		741.55	000100	66.4	
	1,365.66	000100	0.2		800.00	000100	253.2	
	1,400.00	000100	83.9		873.17	000100	235.9	
	1,400.00	013600	5.4		875.31	000100	35.7	
	1,400.00	020800	4.3		880.00	000100	47.8	
	1,400.00	022600	13.9		880.00	011100	38.5	
	1,400.00	060430	259.0		881.03	000100	35.0	
	1,406.17	017400	17.3		882.00	000100	4.9	
	1,425.00	043275	20.9		899.58	017000	53.8	
	1,441.28	000100	203.8		900.00	000100	9.5	
	1,500.00	000100	23.3		900.00	022800	25.3	
	1,500.00	013400	1.3		925.08	000100	93.4	
	1,550.00	000100	46.2		925.14	000100	7.3	
	1,550.00	020800	14.7		947.38	000100	35.7	
	1,600.00	000100	29.9		950.00	013600	53.9	
	1,600.00	013800	6.9		950.00	043275	116.7	
	1,600.00	020800	0.5		961.98	000100	23.1	
	1,600.00	021000	5.2		968.62	000100	10.9	
	1,620.00	000100	21.9		988.78	000100	97.9	
	1,650.00	000100	17.9		1,000.00	000100	53.5	
	1,700.00	000100	4.0		1,000.00	044950	111.1	
	1,750.00	000100	2.8		1,050.00	016800	5.4	
	1,797.30	000100	20.3		1,198.20	000100	1.8	
	1,800.00	019910	18.6		1,200.00	000100	49.2	
	1,800.00	020800	1.1		1,200.00	017800	1.0	
	1,900.00	000100	2.8		1,200.00	022800	17.4	
	2,000.00	000100	0.2		1,200.00	024300	2.0	
	2,363.60	000100	41.0		1,223.66	000100	74.9	
	2,400.00	000100	1.7		1,230.00	000100	19.4	
	2,400.00	017400	4.6		1,258.00	030400	0.7	
	Wtd. Avg. Base & Total Tons	1,365.01		1,352.3		1,300.00	000100	46.8
						1,350.00	020800	4.9
Roussanne	750.00	017400	8.7		1,377.30	018100	3.4	
	800.00	000100	3.5		1,400.00	000100	39.1	
	1,200.00	000100	17.6		1,400.00	013800	3.0	
	1,200.00	026500	6.5		1,400.00	017200	8.5	
	1,300.00	000100	8.8		1,400.00	020800	5.3	
	1,400.00	000100	16.7		1,400.00	024300	7.9	
	1,500.00	000100	1.4		1,425.00	043275	46.3	
				1,437.90	000100	100.1		

TABLE 8: BASE PRICE PAID TO GROWERS FOR GRAPES CRUSHED AND DELIVERED TO CALIFORNIA PROCESSORS FROM THE 2007 CROP WITH BRIX FACTORS AND PURCHASED TONNAGE, BY TYPE, VARIETY, REPORTING DISTRICT WHERE GROWN, AND WEIGHTED AVERAGE BASE PRICE.

District, Type, and Variety	Base Price Per Ton	Brix Factors	Tons
	Dollars	Code a/	

District, Type, and Variety	Base Price Per Ton	Brix Factors	Tons
	Dollars	Code a/	

DISTRICT 08 (Cont'd.)

Sauvignon Blanc (Cont'd.)	1,500.00	000100	160.8
	1,500.00	013600	3.0
	1,500.00	013800	2.0
	1,500.00	017200	18.0
	1,550.00	000100	9.5
	1,550.00	017200	8.2
	1,600.00	000100	38.1
	1,600.00	017200	4.0
	1,800.00	000100	1.9
	1,800.00	013800	5.0
	2,000.00	000100	2.0
	2,257.81	013600	26.1
	2,538.46	000100	9.1
Wtd. Avg. Base & Total Tons	892.87		3,336.1
Semillon	400.00	043275	266.1
	900.00	000100	11.7
	900.00	013400	32.0
	950.00	030400	0.2
	1,300.00	000100	8.3
Wtd. Avg. Base & Total Tons	492.46		318.3
St. Emilion *	2,250.00	027500	2.7
Wtd. Avg. Base & Total Tons	2,250.00		2.7
Tocai Friulano	1,598.30	000100	8.1
Wtd. Avg. Base & Total Tons	1,598.30		8.1
Verdelho	1,500.00	021000	3.0
Wtd. Avg. Base & Total Tons	1,500.00		3.0
Viognier	750.00	017400	5.7
	900.00	017400	6.7
	1,000.00	000100	13.8
	1,100.00	000100	1.0
	1,113.90	000100	14.8
	1,150.00	000100	6.7
	1,200.00	000100	95.7
	1,200.00	022150	5.5
	1,226.42	000100	0.5
	1,250.00	022800	12.2
	1,300.00	000100	40.9
	1,300.00	018900	53.1
	1,350.00	000100	7.8
	1,400.00	000100	17.3
	1,400.00	013600	5.7
	1,400.00	018900	21.4
	1,450.00	000100	6.9
	1,496.00	000100	15.8
	1,500.00	000100	46.2
	1,500.00	021200	95.6
	1,500.00	024500	13.0
	1,500.00	027800	2.3
	1,508.00	000100	4.5
	1,596.54	000100	6.9
	1,600.00	000100	13.2
	1,600.00	017400	11.0
	1,600.00	020800	7.1
	1,625.00	000100	15.3
	1,626.00	000100	4.3
	1,627.15	000100	39.4
	1,627.15	020800	12.1
	1,650.00	000100	0.7
	1,700.00	000100	21.3
	1,700.00	013800	3.0
	1,706.47	000100	2.7
	1,800.00	000100	29.7
	1,800.00	021000	26.4
	1,800.00	024500	1.8
	1,800.00	024800	2.1
	1,800.00	026700	7.9
	1,850.83	000100	9.3
	1,856.00	000100	24.4

	1,900.00	000100	10.4
	1,900.00	021000	12.7
	1,900.00	021500	5.0
	2,000.00	000100	7.0
	2,000.00	017800	3.9
	2,000.00	021500	2.8
	2,023.76	024800	3.8
	2,142.86	021200	16.8
	2,200.00	013400	1.0
	2,200.00	020800	2.9
	2,200.00	021000	25.3
	2,200.00	021500	4.3
	2,200.00	022150	1.9
	2,200.00	024800	1.5
	2,250.00	020800	1.7
	2,450.00	000100	9.0
	2,490.00	000100	9.7
	2,600.00	024800	5.9
	2,666.67	000100	5.1
	3,000.00	024500	2.0
	3,065.69	021200	2.9
	3,500.00	000100	1.7
	3,589.45	000100	4.1
	3,887.11	000100	4.3
	4,500.00	000100	0.4
Wtd. Avg. Base & Total Tons	1,600.49		877.8
White Riesling *	650.00	017000	135.8
	900.00	022900	1.4
	948.46	000100	194.6
	1,000.00	017000	154.5
	1,028.14	000100	82.5
	1,100.00	000100	51.0
	1,125.00	055475	22.9
	1,126.00	000100	2.5
	1,200.00	000100	147.4
	1,200.00	013800	1.9
	1,200.00	021200	155.7
	1,300.00	011100	4.8
	1,350.00	013600	16.2
	1,400.00	000100	1.2
	1,400.00	020800	5.3
	1,425.00	000100	12.2
	1,500.00	017200	26.1
	1,600.00	000100	9.3
	1,800.00	000100	2.0
	2,000.00	000100	4.1
Wtd. Avg. Base & Total Tons	1,051.51		1,031.4
Other White b/	200.00	027800	1.5
	1,800.00	000100	2.1
	2,300.00	000100	1.8
	2,400.00	017200	8.2
	3,000.00	000100	2.8
Wtd. Avg. Base & Total Tons	2,213.41		16.4
WINE GRAPES (RED)			
Aglianico	1,500.00	026800	3.2
Wtd. Avg. Base & Total Tons	1,500.00		3.2
Alicante Bouschet *	2,600.00	000100	3.8
Wtd. Avg. Base & Total Tons	2,600.00		3.8
Alvarelhao	1,000.00	000100	3.2
	1,191.00	013800	1.0
	1,400.00	013800	0.8
Wtd. Avg. Base & Total Tons	1,102.20		5.0
Barbera	350.00	000100	13.1
	575.00	000100	23.5
	750.00	000100	8.5
	800.00	024500	3.0
	900.00	000100	12.0

TABLE 8: BASE PRICE PAID TO GROWERS FOR GRAPES CRUSHED AND DELIVERED TO CALIFORNIA PROCESSORS FROM THE 2007 CROP WITH BRIX FACTORS AND PURCHASED TONNAGE, BY TYPE, VARIETY, REPORTING DISTRICT WHERE GROWN, AND WEIGHTED AVERAGE BASE PRICE.

District, Type, and Variety	Base Price Per Ton	Brix Factors	Tons	District, Type, and Variety	Base Price Per Ton	Brix Factors	Tons
	Dollars	Code a/			Dollars	Code a/	
DISTRICT 08 (Cont'd.)					2,000.00	021600	12.3
					2,050.00	021100	7.4
					2,088.56	000100	23.9
Cabernet Sauvignon (Cont'd.)	938.10	000100	13.9		2,100.00	021500	2.0
	943.01	064370	599.4		2,192.91	000100	5.4
	943.01	067953	111.8		2,200.00	000100	6.5
	950.00	000100	61.4		2,250.00	000100	7.0
	950.00	017600	315.1		2,344.04	000100	10.0
	950.00	023100	70.1		2,368.77	000100	21.9
	950.00	024500	17.9		2,400.00	021500	10.3
	950.83	064370	41.7		2,400.00	024600	27.6
	960.00	000100	50.7		2,448.00	025100	6.3
	975.00	023100	103.7		2,461.54	000100	7.8
	975.00	024800	12.1		2,475.48	024800	9.7
	982.19	000100	164.9		2,500.00	000100	50.1
	1,000.00	000100	427.1		2,500.00	021600	2.9
	1,000.00	017600	286.4		2,500.00	023100	12.9
	1,000.00	023100	227.7		2,522.00	000100	2.0
	1,000.00	024500	172.8		2,600.00	028000	44.3
	1,000.00	024800	55.2		2,625.25	000100	38.9
	1,000.00	067953	457.4		2,900.00	025100	4.5
	1,005.00	000100	82.8		3,003.80	021200	7.5
	1,012.90	024500	20.0		3,368.98	000100	3.7
	1,050.00	000100	451.6		3,463.16	000100	3.8
	1,050.00	023100	492.1		3,500.00	021500	0.8
	1,050.00	026800	58.8		3,929.82	017600	8.6
	1,076.00	000100	16.9		3,984.06	017600	7.5
	1,085.61	017800	5.1		3,990.15	000100	6.1
	1,093.44	000100	21.9		4,019.42	000100	5.2
	1,100.00	000100	30.4		4,680.19	017600	6.4
	1,100.00	020800	4.4		5,108.70	021200	2.3
	1,100.00	021200	27.9		6,770.35	000100	4.3
	1,100.00	023100	177.3				
	1,100.00	024500	3.8	Wtd. Avg. Base & Total Tons	890.71		33,455.8
	1,125.00	000100	31.8	Carignane	1,200.00	000100	1.3
	1,150.00	000100	1.3		1,321.44	000100	2.4
	1,161.47	022800	44.8		1,400.00	000100	2.4
	1,200.00	000100	688.8		1,400.00	013800	2.9
	1,200.00	013800	378.5		1,400.00	017200	1.8
	1,200.00	014500	27.0	Wtd. Avg. Base & Total Tons	1,358.47		10.8
	1,200.00	017800	1.2	Carnelian	1,600.00	027800	1.7
	1,200.00	024300	2.0	Wtd. Avg. Base & Total Tons	1,600.00		1.7
	1,200.00	024500	6.5	Cinsaut *	1,200.00	000100	4.9
	1,200.00	024800	68.9		1,250.00	017400	6.3
	1,250.00	000100	1,090.9		1,300.00	000100	3.2
	1,250.00	021500	4.4		1,321.44	000100	1.6
	1,250.00	023100	9.2		1,400.00	000100	2.8
	1,271.00	000100	149.1		1,400.00	013800	3.2
	1,275.00	000100	410.6		2,350.00	069210	2.6
	1,276.00	026700	10.1		2,450.00	000100	2.2
	1,290.00	000100	27.2	Wtd. Avg. Base & Total Tons	1,489.90		26.8
	1,300.00	000100	600.5	Counoise	500.00	000100	13.2
	1,325.00	000100	291.5		1,100.00	000100	3.5
	1,350.00	000100	100.0		1,300.00	020800	5.7
	1,372.80	055650	241.0		1,400.00	000100	3.0
	1,391.00	021000	52.1		1,402.00	017400	3.4
	1,400.00	000100	340.3		1,500.00	000100	2.1
	1,400.00	024500	3.6		2,250.00	000100	0.5
	1,407.30	000100	3.5		2,350.00	069210	1.3
	1,500.00	000100	84.2		2,447.50	021500	1.0
	1,500.00	017400	2.3		2,450.00	000100	3.1
	1,500.00	021500	1.9	Wtd. Avg. Base & Total Tons	1,201.07		36.8
	1,500.00	024500	12.5	Dolcetto	1,000.00	000100	1.9
	1,600.00	000100	64.5		1,100.00	017400	4.8
	1,600.00	025100	10.5		1,250.00	000100	6.5
	1,630.00	000100	1.8		1,325.00	000100	1.5
	1,650.00	000100	5.5		1,334.00	026800	5.0
	1,650.00	013800	2.4		1,400.00	000100	18.0
	1,650.00	025100	7.3	Wtd. Avg. Base & Total Tons	1,304.05		37.7
	1,700.00	000100	26.8				
	1,750.00	000100	17.7				
	1,800.00	000100	20.0				
	1,800.00	021000	4.2				
	1,800.00	021500	4.3				
	1,850.00	000100	9.7				
	1,850.00	023400	23.4				
	1,873.83	017600	16.0				
	1,900.00	000100	14.5				
	1,900.00	023100	14.6				
	1,905.75	000100	38.0				
	2,000.00	000100	34.9				

TABLE 8: BASE PRICE PAID TO GROWERS FOR GRAPES CRUSHED AND DELIVERED TO CALIFORNIA PROCESSORS FROM THE 2007 CROP WITH BRIX FACTORS AND PURCHASED TONNAGE, BY TYPE, VARIETY, REPORTING DISTRICT WHERE GROWN, AND WEIGHTED AVERAGE BASE PRICE.

District, Type, and Variety	Base Price Per Ton	Brix Factors	Tons	District, Type, and Variety	Base Price Per Ton	Brix Factors	Tons
	Dollars	Code a/			Dollars	Code a/	
DISTRICT 08 (Cont'd.)					2,500.00	021600	2.8
Dornfelder	2,500.00	000100	2.0		2,500.00	023100	4.0
Wtd. Avg. Base & Total Tons	2,500.00		2.0		2,500.00	026700	6.5
Freisa	1,200.00	000100	4.4		2,500.00	028100	1.8
Wtd. Avg. Base & Total Tons	1,200.00		4.4		2,505.00	028100	10.7
Gamay (Napa) *	855.59	000100	1.1		2,700.00	025100	9.0
	855.79	000100	58.8		2,720.00	025100	1.0
	900.00	000100	25.3		2,800.00	013600	1.7
	976.50	017400	88.7		3,000.00	000100	8.7
	1,000.00	021000	21.3		3,000.00	021500	1.6
	1,200.00	000100	1.1		3,000.00	028100	1.0
Wtd. Avg. Base & Total Tons	933.61		196.3	Wtd. Avg. Base & Total Tons	1,548.58		805.8
Grenache *	400.00	000100	5.0	Lagrein	1,100.00	024400	9.1
	500.00	020800	53.0		1,300.00	000100	3.9
	600.00	000100	1.4		1,500.00	000100	48.3
	600.00	021000	3.8		1,587.37	000100	23.4
	800.00	027800	8.6		1,600.00	000100	20.9
	900.00	000100	3.5		1,600.00	017400	3.2
	1,000.00	000100	18.2		1,600.00	021000	3.2
	1,000.00	017600	8.3		1,600.00	027800	2.0
	1,000.00	020800	77.1		1,650.00	000100	10.6
	1,000.00	069477	25.1		1,900.00	000100	1.7
	1,100.00	000100	47.7		2,003.00	024300	2.3
	1,200.00	000100	62.5	Wtd. Avg. Base & Total Tons	1,530.96		128.6
	1,200.00	017800	2.8	Malbec	200.00	024300	17.7
	1,200.00	025300	1.3		200.00	027800	5.0
	1,200.00	026700	1.7		600.00	024300	34.1
	1,215.23	000100	17.2		800.00	021000	2.8
	1,226.42	000100	2.0		900.00	024500	3.0
	1,275.00	000100	10.8		1,000.00	000100	1.6
	1,300.00	000100	18.0		1,050.00	000100	3.4
	1,400.00	000100	11.3		1,080.00	000100	2.0
	1,400.00	021200	59.6		1,086.00	000100	15.8
	1,450.00	000100	2.9		1,088.12	020800	3.4
	1,453.43	000100	12.2		1,100.00	000100	3.3
	1,453.43	017600	12.0		1,123.79	000100	120.8
	1,500.00	000100	21.9		1,125.00	024500	16.8
	1,500.00	020800	21.0		1,200.00	000100	27.4
	1,500.00	022900	9.7		1,200.00	022800	3.2
	1,500.00	024500	5.3		1,200.00	024500	5.4
	1,500.00	029200	14.9		1,200.00	024800	86.5
	1,581.00	000100	1.4		1,250.00	000100	9.2
	1,600.00	000100	5.3		1,400.00	024500	2.3
	1,611.80	000100	4.1		1,500.00	000100	38.4
	1,620.51	000100	3.9		1,600.00	000100	5.1
	1,687.00	000100	3.9		1,650.00	000100	0.5
	1,800.00	000100	9.6		1,700.00	000100	26.7
	1,800.00	013800	1.0		1,800.00	017400	0.5
	1,800.00	027800	5.2		1,800.00	017400	0.5
	1,850.00	021200	1.2		1,835.00	000100	10.4
	1,850.00	025100	4.5		2,000.00	000100	0.5
	1,975.00	026700	2.8		2,800.00	024800	0.4
	2,000.00	000100	14.4		7,343.75	021200	1.6
	2,000.00	017800	7.4	Wtd. Avg. Base & Total Tons	1,170.08		447.8
	2,025.00	026700	1.5	Mataro *	500.00	022700	71.8
	2,035.00	024800	5.7		600.00	020600	12.6
	2,050.00	000100	2.8		750.00	027800	4.9
	2,100.00	000100	0.9		898.00	021500	6.5
	2,200.00	000100	2.5		1,000.00	000100	4.4
	2,250.00	000100	4.5		1,050.00	000100	11.1
	2,310.00	000100	12.5		1,200.00	000100	9.1
	2,326.40	024800	6.0		1,200.00	017800	2.0
	2,345.00	000100	2.9		1,200.00	024500	0.5
	2,350.00	023100	12.8		1,200.00	025300	2.6
	2,350.00	069210	5.1		1,200.00	026700	2.7
	2,358.00	000100	5.2		1,300.00	000100	7.9
	2,371.21	000100	25.8		1,300.00	020800	8.0
	2,400.00	000100	1.7		1,325.00	000100	1.5
	2,400.00	025100	5.6		1,346.63	000100	3.8
	2,400.00	025300	4.5		1,350.00	000100	0.8
	2,450.00	000100	7.6		1,350.00	025100	3.1
	2,486.70	000100	1.4				
	2,500.00	000100	24.2				

TABLE 8: BASE PRICE PAID TO GROWERS FOR GRAPES CRUSHED AND DELIVERED TO CALIFORNIA PROCESSORS FROM THE 2007 CROP WITH BRIX FACTORS AND PURCHASED TONNAGE, BY TYPE, VARIETY, REPORTING DISTRICT WHERE GROWN, AND WEIGHTED AVERAGE BASE PRICE.

District, Type, and Variety	Base Price Per Ton	Brix Factors	Tons	District, Type, and Variety	Base Price Per Ton	Brix Factors	Tons
	Dollars	Code a/			Dollars	Code a/	
DISTRICT 08 (Cont'd.)					800.00	017800	1.0
					830.00	067275	97.9
					893.01	064370	55.8
Nebbiolo (Cont'd.)	2,900.00	021500	1.0		900.00	000100	319.6
	3,209.70	000100	6.3		900.00	024800	11.7
	4,066.90	000100	3.7		930.00	000100	30.0
					943.01	064370	33.0
Wtd. Avg. Base & Total Tons	1,924.39		73.7		1,000.00	000100	58.1
					1,000.00	023100	8.7
Perelli 101	1,500.00	000100	5.2		1,000.00	024500	24.9
					1,000.00	025100	5.0
Wtd. Avg. Base & Total Tons	1,500.00		5.2		1,000.00	027800	47.7
					1,100.00	000100	218.2
Petit Verdot	200.00	024300	30.9		1,100.00	024500	7.1
	600.00	000100	11.9		1,150.00	022800	77.1
	600.00	024300	155.6		1,150.00	024500	11.0
	700.00	021200	4.2		1,165.00	000100	17.8
	800.00	017600	0.6		1,200.00	000100	230.2
	800.00	021000	5.8		1,200.00	018000	0.8
	837.50	067965	13.3		1,200.00	021000	3.0
	850.00	000100	45.4		1,200.00	021500	1.0
	1,000.00	000100	3.1		1,200.00	024300	7.0
	1,050.00	000100	7.1		1,200.00	024500	7.6
	1,170.00	000100	12.3		1,200.00	025100	2.0
	1,170.91	000100	7.3		1,200.00	027600	1.7
	1,170.92	017600	24.5		1,226.94	000100	7.4
	1,200.00	000100	0.4		1,250.00	000100	45.0
	1,200.00	023100	67.5		1,250.00	023100	7.9
	1,213.00	020800	9.5		1,253.00	000100	54.8
	1,250.00	000100	9.9		1,254.31	000100	8.4
	1,261.00	000100	72.1		1,257.00	000100	528.7
	1,262.98	000100	25.2		1,257.00	069920	2.9
	1,263.00	024500	18.2		1,258.77	027800	5.0
	1,288.01	000100	2.2		1,260.00	000100	2.1
	1,300.00	000100	2.0		1,288.84	000100	5.7
	1,300.00	024500	3.1		1,300.00	000100	15.6
	1,400.00	000100	125.4		1,300.00	020800	29.6
	1,400.00	024800	2.1		1,300.00	027500	5.4
	1,400.00	027800	2.0		1,325.00	021000	20.0
	1,500.00	000100	13.5		1,350.00	000100	116.7
	1,500.00	022800	1.6		1,350.00	022900	24.7
	1,550.00	000100	0.5		1,375.00	017600	7.0
	1,600.00	000100	85.8		1,375.00	025100	2.0
	1,673.00	000100	1.2		1,400.00	000100	47.2
	1,700.00	000100	118.1		1,400.00	025100	25.8
	1,750.00	000100	28.0		1,458.77	000100	44.0
	1,794.00	000100	2.0		1,471.00	000100	31.5
	1,800.00	000100	21.6		1,473.12	013900	40.7
	1,835.00	000100	11.0		1,500.00	000100	219.3
	1,900.00	000100	2.6		1,500.00	021500	5.4
	2,000.00	000100	1.1		1,500.00	024500	9.0
	2,000.00	017400	2.0		1,500.00	024800	0.9
	2,200.00	000100	2.6		1,500.00	027100	1.5
	2,307.69	021200	2.6		1,550.00	000100	2.3
	2,750.00	000100	1.8		1,600.00	000100	22.7
	3,000.00	000100	5.3		1,600.00	024500	6.2
	3,222.80	000100	2.2		1,677.42	000100	54.0
	3,846.15	000100	2.3		1,750.00	000100	42.3
	4,723.62	000100	4.0		1,800.00	000100	23.9
	5,340.91	021200	2.2		1,800.00	024500	30.3
					1,800.00	024800	1.4
Wtd. Avg. Base & Total Tons	1,267.41		973.6		1,800.00	027800	1.4
					1,900.00	000100	58.4
Petite Sirah	200.00	027800	2.0		2,000.00	000100	64.2
	250.00	000100	12.0		2,000.00	021600	1.4
	425.00	000100	36.7		2,098.36	024800	5.8
	450.00	020800	242.4		2,127.00	000100	6.1
	500.00	000100	459.1		2,200.00	000100	11.1
	500.00	020800	289.0		2,466.00	000100	3.7
	500.00	022800	208.6		2,500.00	000100	41.6
	520.00	022800	428.7		2,500.00	021600	5.4
	600.00	000100	115.1		2,550.00	024500	3.1
	600.00	020800	158.4		2,586.21	000100	1.5
	600.00	029300	5.0		2,600.00	000100	4.1
	600.00	064620	24.1				
	625.00	064620	48.6	Wtd. Avg. Base & Total Tons	965.70		5,117.3
	700.00	000100	5.3				
	700.00	021000	4.5	Pinot Noir	600.00	000100	20.2
	700.00	064620	83.1		1,000.00	020700	89.0
	750.00	000100	6.5		1,248.00	064050	38.0
	800.00	000100	5.2		1,400.00	000100	19.0

TABLE 8: BASE PRICE PAID TO GROWERS FOR GRAPES CRUSHED AND DELIVERED TO CALIFORNIA PROCESSORS FROM THE 2007 CROP WITH BRIX FACTORS AND PURCHASED TONNAGE, BY TYPE, VARIETY, REPORTING DISTRICT WHERE GROWN, AND WEIGHTED AVERAGE BASE PRICE.

District, Type, and Variety	Base Price Per Ton	Brix Factors	Tons
	Dollars	Code a/	

District, Type, and Variety	Base Price Per Ton	Brix Factors	Tons
	Dollars	Code a/	

DISTRICT 08 (Cont'd.)

Pinot Noir (Cont'd.)	1,500.00	000100	20.6
	1,500.00	002600	26.5
	1,500.00	020700	6.7
	1,500.00	024800	0.9
	1,524.00	014500	9.1
	1,650.00	000100	231.6
	1,750.00	017800	1.8
	1,800.00	000100	55.4
	1,800.00	021000	4.7
	1,900.00	000100	4.6
	2,000.00	000100	34.3
	2,000.00	022900	71.0
	2,000.00	024500	5.5
	2,035.00	000100	12.4
	2,100.00	000100	84.3
	2,100.00	025100	35.1
	2,200.00	000100	91.9
	2,300.00	000100	6.1
	2,300.00	060430	155.5
	2,325.00	000100	108.3
	2,350.00	000100	6.7
	2,350.00	021000	9.0
	2,351.70	000100	12.8
	2,389.09	020900	37.3
	2,390.10	000100	13.9
	2,390.10	013600	3.1
	2,400.00	000100	70.5
	2,400.00	021000	16.1
	2,425.00	000100	10.7
	2,450.00	000100	16.1
	2,470.16	000100	30.8
	2,493.50	000100	3.2
	2,496.00	000100	4.0
	2,500.00	000100	107.6
	2,500.00	013800	47.3
	2,500.00	020800	5.8
	2,500.00	021000	3.0
	2,500.00	021500	37.0
	2,500.00	024000	5.0
	2,500.00	024500	24.5
	2,500.00	024800	0.8
	2,500.00	025300	0.6
	2,500.00	069290	95.2
	2,528.93	002200	23.1
	2,575.00	067953	145.5
	2,600.00	000100	67.6
	2,600.00	013800	128.2
	2,600.00	020800	46.0
	2,650.00	000100	5.4
	2,661.42	021000	30.5
	2,670.16	000100	11.5
	2,670.16	020800	12.6
	2,700.00	000100	109.1
	2,700.00	020800	18.2
	2,750.00	020700	73.2
	2,750.00	024800	3.7
	2,798.58	013600	9.9
	2,800.00	000100	306.2
	2,800.00	013800	6.9
	2,800.00	017200	8.2
	2,800.00	021000	31.6
	2,800.00	022900	12.2
	2,800.00	024500	12.8
	2,800.00	025100	91.9
	2,800.92	000100	34.9
	2,850.00	000100	116.0
	2,876.57	000100	264.8
	2,900.00	000100	9.6
	2,932.40	000100	4.7
	2,950.00	000100	21.4
	2,950.00	026700	10.4
	2,968.43	000100	6.9
	3,000.00	000100	189.1
	3,000.00	013600	2.1
	3,000.00	013800	10.3
	3,000.00	016100	10.3
	3,000.00	017600	5.0
	3,000.00	021000	33.2

	3,000.00	021200	236.2
	3,000.00	021600	2.7
	3,000.00	024500	144.3
	3,110.26	000100	79.7
	3,111.46	000100	2.5
	3,113.01	000100	117.7
	3,113.02	000100	10.9
	3,199.09	000100	3.1
	3,200.00	021000	131.3
	3,250.00	000100	15.5
	3,269.28	020900	16.4
	3,300.00	000100	61.6
	3,319.17	000100	153.4
	3,332.43	000100	49.1
	3,344.00	026700	5.8
	3,350.00	000100	19.2
	3,450.00	000100	26.3
	3,472.00	013800	18.0
	3,476.00	000100	17.0
	3,500.00	000100	95.4
	3,500.00	013600	4.2
	3,500.00	018000	3.0
	3,500.00	021000	7.7
	3,500.00	024500	59.8
	3,500.00	024800	5.7
	3,532.10	000100	3.3
	3,590.50	000100	12.9
	3,591.93	000100	6.5
	3,600.00	000100	88.3
	3,650.00	021000	17.9
	3,663.00	024500	11.5
	3,675.00	000100	107.1
	3,700.00	000100	29.7
	3,750.00	000100	4.1
	3,750.00	020800	11.2
	3,750.00	021000	9.8
	3,750.00	025300	2.7
	3,800.00	000100	0.9
	3,850.00	021000	2.4
	3,853.30	000100	40.1
	3,853.97	000100	4.1
	3,893.88	000100	2.9
	3,919.82	000100	1.8
	3,925.00	022900	19.9
	3,938.62	000100	5.2
	3,970.00	024500	19.3
	3,983.08	000100	7.8
	4,000.00	000100	19.2
	4,000.00	002200	4.2
	4,000.00	018000	3.7
	4,000.00	020800	2.1
	4,000.00	021000	20.9
	4,000.00	021200	2.0
	4,000.00	022900	5.0
	4,000.00	024500	10.0
	4,000.00	024800	2.0
	4,000.00	027120	1.5
	4,029.00	024500	30.7
	4,050.00	000100	6.1
	4,075.00	013800	2.8
	4,075.68	020800	0.8
	4,163.99	013800	113.7
	4,192.00	022900	5.0
	4,200.00	000100	16.8
	4,200.00	013800	3.3
	4,200.00	021000	15.8
	4,250.00	021000	21.7
	4,266.00	000100	15.8
	4,285.71	000100	8.4
	4,337.30	000100	2.1
	4,400.27	000100	8.1
	4,500.00	000100	14.2
	4,500.00	013600	2.1
	4,500.00	021000	4.5
	4,500.00	021200	7.1
	4,500.00	022900	5.3
	4,500.00	024500	8.8
	4,500.00	027800	19.7
	4,515.35	000100	5.0
	4,550.00	000100	3.9
	4,670.97	000100	33.5

TABLE 8: BASE PRICE PAID TO GROWERS FOR GRAPES CRUSHED AND DELIVERED TO CALIFORNIA PROCESSORS FROM THE 2007 CROP WITH BRIX FACTORS AND PURCHASED TONNAGE, BY TYPE, VARIETY, REPORTING DISTRICT WHERE GROWN, AND WEIGHTED AVERAGE BASE PRICE.

District, Type, and Variety	Base Price Per Ton	Brix Factors	Tons	District, Type, and Variety	Base Price Per Ton	Brix Factors	Tons		
	Dollars	Code a/			Dollars	Code a/			
DISTRICT 08 (Cont'd.)									
Pinot Noir (Cont'd.)	4,705.00	000100	5.2		2,600.00	000100	2.2		
	4,800.00	000100	3.5		2,600.00	024800	3.4		
	4,977.47	000100	3.1		2,900.00	021500	3.1		
	5,000.00	000100	41.3		3,000.00	025300	6.5		
	5,000.00	021000	14.8		3,500.00	024800	1.8		
	5,000.00	021200	12.2	Wtd. Avg. Base & Total Tons	1,407.94		386.4		
	5,000.00	024500	2.8						
	5,000.00	024800	4.2		Souzao	500.00	000100	0.2	
	5,200.00	027120	2.5			1,000.00	000100	0.8	
	5,500.00	000100	6.8			1,200.00	000100	3.2	
	5,500.00	021200	4.8			1,250.00	000100	0.9	
	6,000.00	021200	11.6			1,254.81	000100	1.5	
	6,081.00	000100	5.9			1,350.00	021200	4.1	
	6,200.00	021000	2.9			1,400.00	014000	1.3	
	6,360.00	021000	2.8			1,800.00	000100	0.6	
	7,336.22	024300	1.6		Wtd. Avg. Base & Total Tons	1,284.30		12.6	
	11,215.90	000100	7.6						
	11,411.90	024300	7.4			Syrah *	200.00	000100	627.2
							200.00	027800	21.5
	Wtd. Avg. Base & Total Tons	2,913.04				5,829.2	225.00	000100	24.7
						400.00	000100	17.5	
Primitivo	800.00	000100	23.9			400.00	020700	508.3	
	820.00	000100	20.5			450.00	020800	564.4	
	911.44	027800	1.0			500.00	000100	23.3	
	911.57	027800	2.0			500.00	020800	392.0	
	950.00	025100	31.5	600.00		000100	77.8		
	1,000.00	000100	8.0	600.00		045450	160.3		
	1,025.00	000100	23.0	600.00		067275	270.5		
	1,200.00	000100	11.2	625.00		000100	50.3		
	1,600.00	000100	10.1	640.00		067965	76.7		
	1,700.00	000100	19.0	650.00		000100	293.1		
	1,900.00	000100	4.3	650.00		067275	139.8		
Wtd. Avg. Base & Total Tons	1,101.84		154.5	675.00		000100	42.5		
				700.00		000100	19.7		
Reforesco *	740.60	000100	46.6	700.00		064170	157.0		
	1,250.00	000100	5.1	773.00	064050	47.4			
	1,250.00	013800	3.0	800.00	000100	187.8			
	1,500.00	000100	23.6	800.00	013800	64.9			
				800.00	014000	144.3			
Wtd. Avg. Base & Total Tons	1,022.18		78.3	800.00	021000	10.8			
				800.00	024500	70.8			
Sangiovese *	200.00	027800	1.5	837.00	000100	341.3			
	750.00	000100	16.2	897.50	000100	177.2			
	750.00	022900	7.4	900.00	000100	169.8			
	1,000.00	000100	4.9	900.00	001000	14.7			
	1,100.00	000100	29.1	900.00	024500	8.0			
	1,100.00	021500	3.3	900.00	025100	5.5			
	1,100.00	024300	10.3	900.00	069477	43.1			
	1,100.00	024400	30.4	943.01	000100	66.7			
	1,100.00	027800	2.0	950.00	000100	145.4			
	1,190.00	000100	9.0	970.37	027800	2.0			
	1,250.00	000100	1.0	1,000.00	000100	367.7			
	1,250.00	024000	3.1	1,000.00	013800	22.7			
	1,280.00	000100	55.9	1,000.00	017800	0.5			
	1,280.29	000100	17.5	1,000.00	021200	0.3			
	1,300.00	000100	9.1	1,000.00	021500	3.7			
	1,300.00	021200	9.2	1,000.00	024300	3.1			
	1,350.00	020800	17.2	1,000.00	024500	36.1			
	1,350.73	000100	3.0	1,018.38	017800	18.6			
	1,375.00	022900	6.5	1,050.00	000100	261.6			
	1,400.00	000100	15.0	1,050.00	026800	30.6			
	1,400.00	025300	4.4	1,087.24	000100	208.1			
	1,483.00	000100	9.3	1,100.00	000100	214.8			
	1,500.00	000100	22.1	1,100.00	017600	124.2			
	1,500.00	014000	2.3	1,100.00	017800	0.5			
	1,500.00	021500	1.1	1,100.00	027600	3.0			
	1,600.00	000100	2.1	1,100.00	064050	20.7			
	1,600.00	013800	1.6	1,115.65	000100	4.4			
	1,700.00	000100	33.6	1,130.46	000100	122.7			
	1,700.00	022800	2.5	1,150.00	000100	56.5			
	1,800.00	000100	13.0	1,170.00	026700	4.0			
	1,800.00	021500	7.3	1,171.00	000100	69.3			
	1,800.00	027800	1.0	1,191.00	000100	18.8			
	1,850.00	024500	0.9	1,198.60	000100	42.9			
	1,900.00	024500	3.2	1,200.00	000100	517.6			
	2,000.00	000100	8.5	1,200.00	017400	10.1			
	2,000.00	021600	4.9	1,200.00	021000	20.4			
				1,200.00	024500	6.2			
				1,200.00	024800	0.4			

TABLE 8: BASE PRICE PAID TO GROWERS FOR GRAPES CRUSHED AND DELIVERED TO CALIFORNIA PROCESSORS FROM THE 2007 CROP WITH BRIX FACTORS AND PURCHASED TONNAGE, BY TYPE, VARIETY, REPORTING DISTRICT WHERE GROWN, AND WEIGHTED AVERAGE BASE PRICE.

District, Type, and Variety	Base Price Per Ton	Brix Factors	Tons
	Dollars	Code a/	

District, Type, and Variety	Base Price Per Ton	Brix Factors	Tons
	Dollars	Code a/	

DISTRICT 08 (Cont'd.)			
------------------------------	--	--	--

Syrah * (Cont'd.)	1,200.00	025100	5.0
	1,200.00	026700	1.9
	1,200.00	027600	26.3
	1,212.00	000100	12.0
	1,212.00	069920	4.0
	1,212.75	000100	12.4
	1,214.17	000100	135.0
	1,214.20	000100	372.4
	1,214.20	017600	170.0
	1,214.20	020800	57.3
	1,236.89	000100	55.7
	1,250.00	000100	60.3
	1,274.88	000100	44.3
	1,275.00	000100	40.6
	1,300.00	000100	113.1
	1,300.00	022900	62.7
	1,309.56	000100	2.7
	1,350.00	024500	64.8
	1,360.58	000100	50.5
	1,395.00	024500	5.7
	1,400.00	000100	74.0
	1,400.00	017400	6.2
	1,400.00	024800	2.6
	1,400.00	025300	269.4
	1,400.00	067953	44.8
	1,402.32	000100	312.5
	1,436.60	011600	17.7
	1,491.19	000100	9.4
	1,496.73	000100	49.7
	1,500.00	000100	128.3
	1,500.00	021000	10.8
	1,500.00	024500	42.3
	1,570.70	000100	6.1
	1,570.80	000100	13.1
	1,600.00	000100	139.7
	1,600.00	014000	1.0
	1,600.00	021000	113.4
	1,650.00	020800	3.4
	1,650.00	024800	6.2
	1,700.00	000100	50.6
	1,700.00	021500	4.3
	1,700.00	023100	70.9
	1,714.45	011600	56.8
	1,750.00	000100	21.3
	1,750.00	017800	2.5
	1,771.00	024500	6.6
	1,772.73	022000	3.7
	1,800.00	000100	102.3
	1,800.00	017400	4.8
	1,800.00	017800	2.2
	1,800.00	021000	4.7
	1,800.00	024500	8.7
	1,800.00	024800	17.4
	1,800.00	026700	7.4
	1,800.00	027800	9.7
	1,802.13	000100	2.5
	1,850.00	000100	48.8
	1,850.00	017400	2.9
	1,850.00	021000	9.6
	1,895.43	000100	5.4
	1,900.00	000100	34.7
	1,900.00	024500	3.9
	1,900.00	026700	1.5
	1,902.26	000100	6.3
	1,907.14	000100	210.9
	1,941.32	000100	12.2
	1,950.00	000100	9.3
	2,000.00	000100	54.8
	2,000.00	013400	1.3
	2,000.00	017600	4.9
	2,000.00	017800	14.5
	2,000.00	021200	0.5
	2,000.00	021600	3.3
	2,000.00	021800	5.7
	2,000.00	024500	17.8
	2,000.00	024800	6.7
	2,000.00	025100	5.5
	2,000.00	026700	2.0

	2,000.00	028100	0.8
	2,014.07	021200	2.7
	2,035.00	000100	5.4
	2,050.00	000100	27.0
	2,050.00	026700	16.8
	2,096.00	000100	11.4
	2,100.00	000100	8.8
	2,100.00	025100	16.2
	2,145.00	000100	6.1
	2,145.00	024800	2.7
	2,150.00	000100	1.5
	2,172.30	022800	34.9
	2,196.51	000100	28.4
	2,200.00	000100	7.0
	2,200.00	011600	13.4
	2,200.00	025300	2.9
	2,230.11	000100	48.9
	2,250.00	000100	4.6
	2,250.00	021500	1.5
	2,250.00	021800	4.4
	2,250.00	025300	1.6
	2,290.00	013600	3.5
	2,300.00	000100	23.1
	2,300.00	028100	2.0
	2,336.13	024800	6.0
	2,350.00	000100	6.7
	2,358.00	000100	9.2
	2,400.00	000100	18.8
	2,400.00	013600	14.0
	2,400.00	013800	5.0
	2,400.00	021000	44.4
	2,450.00	000100	4.6
	2,486.81	000100	9.0
	2,500.00	000100	36.4
	2,500.00	011600	1.7
	2,500.00	017800	2.8
	2,500.00	021500	10.0
	2,500.00	024500	1.9
	2,500.00	024800	1.1
	2,500.00	025100	7.8
	2,500.00	025300	23.0
	2,500.00	026700	7.2
	2,505.00	028100	1.6
	2,505.22	024800	6.0
	2,539.36	021200	9.4
	2,543.81	000100	17.7
	2,570.00	000100	10.8
	2,600.00	000100	4.0
	2,625.25	000100	49.6
	2,750.00	021000	7.8
	2,750.00	024800	2.1
	2,750.00	025100	3.8
	2,800.00	000100	4.1
	2,800.00	017800	0.8
	2,901.00	000100	2.8
	2,931.00	000100	6.9
	3,000.00	000100	9.5
	3,113.00	025100	2.2
	3,200.00	000100	43.7
	3,278.00	028100	3.7
	3,391.00	000100	8.4
	3,500.00	000100	1.8
	3,510.00	027800	3.0
	3,519.00	000100	5.0
	3,530.75	000100	4.4
	3,610.00	028100	2.8
	3,700.00	000100	3.3
	3,800.00	021200	6.0
	3,893.00	000100	7.0
	3,900.00	000100	1.1
	3,948.72	000100	4.9
	4,000.00	000100	19.0
	4,000.00	017800	6.6
	4,000.00	021200	4.0
	4,000.00	021500	1.0
	4,029.12	000100	5.1
	4,032.00	028100	2.8
	4,102.56	000100	9.8
	4,166.00	028100	2.7
	4,200.00	000100	2.2
	4,293.00	028100	2.6

TABLE 8: BASE PRICE PAID TO GROWERS FOR GRAPES CRUSHED AND DELIVERED TO CALIFORNIA PROCESSORS FROM THE 2007 CROP WITH BRIX FACTORS AND PURCHASED TONNAGE, BY TYPE, VARIETY, REPORTING DISTRICT WHERE GROWN, AND WEIGHTED AVERAGE BASE PRICE.

District, Type, and Variety	Base Price Per Ton	Brix Factors	Tons	District, Type, and Variety	Base Price Per Ton	Brix Factors	Tons
	Dollars	Code a/			Dollars	Code a/	
DISTRICT 08 (Cont'd.)							
Syrah * (Cont'd.)	4,352.45	000100	5.3	Touriga Nacional *	950.00	000100	1.6
	4,500.00	000100	3.4		1,000.00	000100	2.8
	4,500.00	021200	1.3		1,234.25	000100	6.0
	4,502.00	000100	4.0		1,350.00	017400	4.2
	4,516.00	000100	4.0		1,400.00	014000	1.2
	4,630.06	000100	8.4		1,500.00	000100	1.2
	4,689.46	000100	5.6		1,500.00	024500	5.4
	4,736.84	021500	4.4		1,800.00	000100	1.4
	4,776.00	000100	5.8		2,000.00	000100	3.4
	4,787.00	025100	6.5	Wtd. Avg. Base & Total Tons	1,407.92		27.2
	4,818.00	000100	2.9	Zinfandel	100.00	000100	3.2
	4,864.86	000100	3.7		200.00	027800	6.5
	4,890.81	024500	0.9		225.00	000100	264.9
	5,029.47	017800	5.1		310.00	008390	148.6
	5,047.00	000100	1.1		325.00	000100	45.8
	5,420.00	013600	1.6		350.00	000100	47.7
	5,575.00	000100	1.0		350.00	009100	270.0
	5,784.00	000100	8.1		350.00	034600	164.5
	5,797.00	000100	1.8		439.00	000100	539.1
	7,163.00	000100	11.8		450.00	000100	146.4
	7,500.00	021200	4.0		500.00	000100	44.9
	7,684.60	000100	7.3		500.00	020800	358.4
	8,807.23	000100	0.8		524.00	000100	9.7
	9,004.70	000100	9.1		550.00	000100	120.3
	9,149.87	000100	4.5		600.00	000100	1,009.4
	11,021.40	000100	8.8		600.00	021000	2.6
Wtd. Avg. Base & Total Tons	1,147.21		11,438.4		670.00	000100	38.6
Tannat	750.00	024500	2.0		750.00	000100	190.0
	1,300.00	000100	6.5		750.00	025100	84.3
	1,500.00	000100	15.5		750.00	064620	192.4
	1,850.00	025100	0.9		775.00	064620	23.9
	2,300.00	000100	10.1		790.00	022800	769.0
Wtd. Avg. Base & Total Tons	1,659.86		35.0		800.00	000100	158.6
Tempranillo *	200.00	020800	50.9		800.00	017800	18.1
	200.00	027800	5.5		800.00	020800	128.9
	700.00	021000	4.7		800.00	021000	15.4
	750.00	000100	12.7		800.00	024500	53.0
	1,000.00	000100	14.7		820.00	024500	45.9
	1,000.00	017800	9.9		825.00	000100	97.8
	1,050.00	069477	10.1		897.50	000100	563.8
	1,200.00	000100	7.1		900.00	000100	214.9
	1,200.00	013600	4.0		900.00	069477	75.3
	1,200.00	027600	11.0		902.00	000100	273.7
	1,200.00	027800	2.0		911.24	000100	15.8
	1,224.91	000100	3.4		911.57	000100	10.3
	1,224.99	020800	12.9		943.01	060500	11.9
	1,375.00	027800	3.0		950.00	000100	16.8
	1,380.00	000100	9.8		992.20	000100	44.2
	1,400.00	021200	1.8		993.01	064370	66.5
	1,500.00	000100	9.6		1,000.00	000100	241.1
	1,600.00	000100	4.9		1,000.00	017800	3.4
	1,600.00	027600	4.5		1,000.00	021500	4.2
	1,700.00	000100	6.2		1,000.00	024500	39.9
	1,800.00	000100	4.3		1,036.00	024500	5.3
	1,800.00	027800	8.7		1,050.00	000100	5.6
	2,000.00	000100	4.4		1,075.00	000100	14.8
	2,000.00	021000	0.8		1,100.00	000100	4.6
	2,000.00	021500	6.7		1,100.00	017800	2.1
	2,050.00	000100	4.0		1,110.00	000100	30.4
	2,500.00	000100	4.0		1,200.00	000100	86.8
	2,657.71	000100	17.7		1,200.00	014500	23.9
Wtd. Avg. Base & Total Tons	1,173.33		239.3		1,200.00	021000	2.4
Tinta Cao	1,000.00	000100	1.4		1,200.00	025100	1.0
	1,266.15	000100	1.5		1,300.00	000100	31.9
	1,350.00	017400	3.7		1,300.00	020800	6.8
	1,400.00	014000	1.2		1,316.66	025100	10.2
Wtd. Avg. Base & Total Tons	1,278.75		7.8		1,378.00	000100	16.7
Tinta Madeira	1,303.91	000100	2.5		1,400.00	000100	58.8
Wtd. Avg. Base & Total Tons	1,303.91		2.5		1,400.00	020800	26.4
					1,406.25	000100	52.2
					1,456.00	022800	252.1
					1,486.00	027800	5.5
					1,500.00	000100	182.1
					1,500.00	021000	4.4
					1,500.00	025100	6.1
					1,500.00	025450	3.0
					1,500.00	027100	1.7
					1,550.00	021800	3.1

TABLE 8: BASE PRICE PAID TO GROWERS FOR GRAPES CRUSHED AND DELIVERED TO CALIFORNIA PROCESSORS FROM THE 2007 CROP WITH BRIX FACTORS AND PURCHASED TONNAGE, BY TYPE, VARIETY, REPORTING DISTRICT WHERE GROWN, AND WEIGHTED AVERAGE BASE PRICE.

District, Type, and Variety	Base Price Per Ton	Brix Factors	Tons
	Dollars	Code a/	

District, Type, and Variety	Base Price Per Ton	Brix Factors	Tons
	Dollars	Code a/	

DISTRICT 08 (Cont'd.)

Zinfandel (Cont'd.)	1,600.00	000100	51.9
	1,700.00	000100	53.3
	1,700.00	021000	2.0
	1,700.00	024500	16.7
	1,710.00	000100	5.8
	1,750.00	017200	1.5
	1,799.35	000100	2.8
	1,800.00	000100	45.0
	1,800.00	024500	3.3
	1,800.00	024800	2.8
	1,850.00	000100	4.9
	1,900.00	000100	11.0
	2,000.00	000100	170.9
	2,000.00	017800	24.2
	2,000.00	021000	7.0
	2,000.00	025100	4.6
	2,000.00	025300	3.7
	2,000.00	026700	2.8
	2,100.00	020800	28.1
	2,125.83	024800	7.9
	2,150.00	000100	18.5
	2,200.00	000100	69.3
	2,200.00	021500	3.0
	2,200.00	024500	2.0
	2,200.00	026700	1.7
	2,250.00	002200	78.4
	2,250.00	021200	15.0
	2,250.00	025100	1.7
	2,267.93	000100	111.1
	2,294.00	000100	10.0
	2,300.00	000100	105.6
	2,300.00	024600	12.2
	2,334.38	000100	6.0
	2,350.00	023100	31.8
	2,400.00	000100	24.7
	2,400.00	025100	3.2
	2,600.00	000100	47.0
	2,700.00	000100	11.3
	2,700.00	020800	183.5
	3,000.00	000100	30.2
Wtd. Avg. Base & Total Tons	952.71		8,634.0
Other Red b/	1,450.00	000100	1.5
	2,600.00	000100	0.8
Wtd. Avg. Base & Total Tons	1,850.00		2.3

DISTRICT 09

WINE GRAPES (WHITE)

Chardonnay *	200.00	000100	240.6
	300.00	000100	328.1
	300.00	015300	139.2
	300.00	020600	383.6
	350.00	000100	3,871.1
	350.00	015300	989.8
	350.00	015500	763.9
	390.00	020600	2,077.2
	500.00	000100	661.1
	500.00	064240	679.6
	550.00	000100	34.1
	600.00	000100	17.4
	988.80	020800	2.3
	1,000.00	000100	16.9
	1,000.00	021000	1.5
	1,059.49	000100	1,551.3
	1,200.00	000100	0.7
	1,500.00	000100	9.3
	1,550.00	000100	66.7
	1,800.00	019000	1.3
Wtd. Avg. Base & Total Tons	470.31		11,835.7
Chenin Blanc	200.00	000100	74.7
	500.00	000100	49.2
	650.00	017400	22.5

Wtd. Avg. Base & Total Tons	369.98		146.4
French Colombard	200.00	038700	1,034.4
	400.00	000100	2.5
Wtd. Avg. Base & Total Tons	200.48		1,036.9
Gewurztraminer	1,085.57	017000	8.2
Wtd. Avg. Base & Total Tons	1,085.57		8.2
Grenache Blanc	1,000.00	000100	1.7
Wtd. Avg. Base & Total Tons	1,000.00		1.7
Muscat Blanc *	325.00	009100	17.1
Wtd. Avg. Base & Total Tons	325.00		17.1
Muscat of Alexandria	300.00	000100	274.2
	316.00	000100	73.8
	1,500.00	013400	0.3
Wtd. Avg. Base & Total Tons	304.42		348.3
Palomino *	200.00	009100	11.0
Wtd. Avg. Base & Total Tons	200.00		11.0
Pinot Gris *	750.00	000100	714.4
	1,500.00	020800	5.7
Wtd. Avg. Base & Total Tons	755.94		720.1
Sauvignon Blanc	200.00	009100	13.2
	450.00	020600	1.0
	1,000.00	000100	2.9
	1,050.00	000100	4.5
Wtd. Avg. Base & Total Tons	496.06		21.6
Semillon	1,000.00	000100	3.0
Wtd. Avg. Base & Total Tons	1,000.00		3.0
St. Emilion *	1,500.00	006400	0.5
Wtd. Avg. Base & Total Tons	1,500.00		0.5
Viognier	250.00	009100	18.9
	500.00	013600	2.5
	1,000.00	000100	0.1
	1,500.00	013400	1.9
Wtd. Avg. Base & Total Tons	381.41		23.4
White Riesling *	1,500.00	000100	0.8
Wtd. Avg. Base & Total Tons	1,500.00		0.8
Other White b/	400.00	000100	212.9
	1,400.00	013400	3.2
Wtd. Avg. Base & Total Tons	414.81		216.1

WINE GRAPES (RED)

Barbera	1,400.00	021000	2.7
Wtd. Avg. Base & Total Tons	1,400.00		2.7
Cabernet Franc	1,000.00	000100	1.0
Wtd. Avg. Base & Total Tons	1,000.00		1.0
Cabernet Sauvignon	100.00	022900	384.5
	120.00	000100	80.4
	140.00	000100	96.3
	150.00	022600	282.3

TABLE 8: BASE PRICE PAID TO GROWERS FOR GRAPES CRUSHED AND DELIVERED TO CALIFORNIA PROCESSORS FROM THE 2007 CROP WITH BRIX FACTORS AND PURCHASED TONNAGE, BY TYPE, VARIETY, REPORTING DISTRICT WHERE GROWN, AND WEIGHTED AVERAGE BASE PRICE.

District, Type, and Variety	Base Price Per Ton	Brix Factors	Tons	District, Type, and Variety	Base Price Per Ton	Brix Factors	Tons
	Dollars	Code a/			Dollars	Code a/	
DISTRICT 09 (Cont'd.)							
Cabernet Sauvignon (Cont'd.)	199.00	000100	129.1		1,200.00	000100	8.7
	200.00	000100	98.7		1,800.00	020800	5.4
	200.00	022600	185.9		2,000.00	019000	7.5
	290.00	000100	789.7		2,080.97	020800	2.0
	1,000.00	000100	7.3		3,894.86	024800	32.2
	1,000.00	024800	1.3	Wtd. Avg. Base & Total Tons	595.97		729.8
	1,800.00	020800	0.8				
	1,800.00	060200	0.8	Syrah *	200.00	000100	140.4
	3,800.00	013600	9.7		400.00	000100	229.7
					410.42	000100	195.9
Wtd. Avg. Base & Total Tons	224.45		2,066.8	1,000.00	000100	68.0	
				1,000.00	024800	0.2	
Gamay (Napa) *	1,200.00	000100	1.0	1,200.00	000100	47.6	
Wtd. Avg. Base & Total Tons	1,200.00		1.0	1,550.00	000100	55.0	
				1,600.00	025100	7.1	
Graciano	1,500.00	021000	2.0	2,100.00	000100	8.5	
Wtd. Avg. Base & Total Tons	1,500.00		2.0	Wtd. Avg. Base & Total Tons	584.98		752.4
				Tannat	1,000.00	000100	1.7
Grenache *	225.00	000800	1,072.0	Wtd. Avg. Base & Total Tons	1,000.00		1.7
1,000.00	000100	4.9					
2,100.00	000100	1.6		Tempranillo *	960.00	000100	102.1
Wtd. Avg. Base & Total Tons	231.30		1,078.5	1,500.00	021000	6.5	
				Wtd. Avg. Base & Total Tons	992.32		108.6
Lagrein	1,000.00	000100	0.5				
Wtd. Avg. Base & Total Tons	1,000.00		0.5	Teroldego	1,000.00	000100	2.4
				Wtd. Avg. Base & Total Tons	1,000.00		2.4
Malbec	1,000.00	000100	4.4				
Wtd. Avg. Base & Total Tons	1,000.00		4.4	Zinfandel	249.00	000100	65.6
				300.00	000100	3,875.0	
Mataro *	1,000.00	000100	1.8	300.00	007600	4,037.5	
Wtd. Avg. Base & Total Tons	1,000.00		1.8	303.06	034600	1,771.5	
				350.00	000100	431.2	
Merlot	120.00	000100	456.0	1,000.00	024800	1.4	
120.00	002200	349.4		1,300.00	013400	2.0	
150.00	000100	465.5		1,500.00	060200	1.4	
200.00	000100	81.5		Wtd. Avg. Base & Total Tons	302.78		10,185.6
350.00	000100	13.8					
400.00	000100	169.9		DISTRICT 10			
450.00	021000	1.0		WINE GRAPES (WHITE)			
500.00	000100	205.5		Burger *	175.00	009100	115.9
1,000.00	000100	0.9		Wtd. Avg. Base & Total Tons	175.00		115.9
1,000.00	021000	1.5					
1,056.65	020800	4.4		Chardonnay *	500.00	000100	7.0
1,265.31	000100	4.4		700.00	000100	49.6	
1,400.00	060200	2.4		700.00	021000	1.0	
Wtd. Avg. Base & Total Tons	213.38		1,756.2	700.00	022900	9.0	
				800.00	000100	22.9	
Montepulciano	1,300.00	024500	2.5	850.00	000100	5.9	
Wtd. Avg. Base & Total Tons	1,300.00		2.5	850.00	013600	3.0	
				900.00	000100	18.5	
Petit Verdot	100.00	026700	204.5	900.00	017600	1.0	
1,000.00	000100	4.4		942.81	000100	10.2	
Wtd. Avg. Base & Total Tons	118.96		208.9	950.00	000100	17.0	
				988.00	024600	4.0	
Petite Sirah	350.00	000100	141.1	1,000.00	000100	6.5	
375.00	000100	114.1		1,000.00	021000	94.7	
620.02	069495	9.5		1,000.00	025100	2.3	
1,000.00	000100	25.9		1,095.00	025100	1.3	
1,250.00	021000	6.0		1,150.00	019200	66.7	
1,300.00	028000	3.8		1,200.00	000100	36.0	
1,700.00	021000	5.3		1,200.00	027500	2.8	
2,100.00	000100	6.2		2,100.00	000100	3.6	
Wtd. Avg. Base & Total Tons	507.96		311.9	Wtd. Avg. Base & Total Tons	975.54		363.0
				Chenin Blanc	174.00	000100	2.6
Pinot Noir	400.00	000100	673.0	Wtd. Avg. Base & Total Tons	174.00		2.6
1,000.00	000100	1.0					

TABLE 8: BASE PRICE PAID TO GROWERS FOR GRAPES CRUSHED AND DELIVERED TO CALIFORNIA PROCESSORS FROM THE 2007 CROP WITH BRIX FACTORS AND PURCHASED TONNAGE, BY TYPE, VARIETY, REPORTING DISTRICT WHERE GROWN, AND WEIGHTED AVERAGE BASE PRICE.

District, Type, and Variety	Base Price Per Ton	Brix Factors	Tons	District, Type, and Variety	Base Price Per Ton	Brix Factors	Tons	
	Dollars	Code a/			Dollars	Code a/		
DISTRICT 10 (Cont'd.)								
Gewurztraminer	650.00	009100	72.8		1,440.00	000100	9.0	
	1,000.00	000100	0.1		1,500.00	000100	4.5	
Wtd. Avg. Base & Total Tons	650.48		72.9		1,500.00	013600	1.4	
					1,500.00	021000	0.5	
Grenache Blanc	1,238.00	000100	0.9		1,600.00	000100	5.8	
	1,271.00	000100	2.6		1,600.00	024500	1.0	
	1,500.00	000100	1.5		1,700.00	021200	1.0	
	3,000.00	000100	0.8	Wtd. Avg. Base & Total Tons	1,325.75		62.4	
Wtd. Avg. Base & Total Tons	1,563.59		5.8	Sauvignon Blanc	400.00	000100	4.1	
Malvasia Bianca *	1,200.00	024800	1.0		450.00	038700	183.4	
	1,500.00	000100	6.0		550.00	000100	13.4	
Wtd. Avg. Base & Total Tons	1,457.14		7.0		600.00	017200	17.1	
					725.00	000100	32.7	
Marsanne	1,200.00	000100	3.7		800.00	000100	5.1	
	1,200.00	027800	1.2		800.00	017200	5.3	
	1,238.00	000100	5.1		850.00	000100	3.7	
	1,440.00	000100	17.4		900.00	000100	24.7	
	1,500.00	000100	6.7		900.00	017000	4.6	
	1,500.00	021000	0.6		950.00	000100	5.0	
	1,600.00	000100	5.2		1,000.00	000100	7.4	
	1,700.00	021200	1.0		1,100.00	000100	15.7	
	Wtd. Avg. Base & Total Tons	1,423.47		40.9		1,100.00	017000	1.4
						1,100.00	024800	9.7
Moscato Gaillo *	1,200.00	000100	2.9		1,300.00	000100	7.7	
Wtd. Avg. Base & Total Tons	1,200.00		2.9		1,500.00	000100	6.5	
Muscat Blanc *	1,000.00	000100	0.1	Wtd. Avg. Base & Total Tons	646.71		347.5	
	1,100.00	000100	5.4	Semillon	500.00	000100	3.0	
	1,100.00	066122	7.6		700.00	000100	1.0	
	1,129.73	000100	2.1		750.00	017000	1.8	
	1,129.73	025100	1.0		800.00	000100	12.3	
	1,130.00	000100	14.2		800.00	020600	1.0	
	1,150.00	000100	17.2		850.00	000100	10.3	
	1,150.00	024500	8.0		900.00	000100	0.5	
	1,200.00	000100	3.3		900.00	017200	0.8	
	1,250.00	000100	1.0		900.00	021000	1.1	
1,400.00	000100	0.5		1,000.00	000100	0.1		
Wtd. Avg. Base & Total Tons	1,139.70		60.4	Wtd. Avg. Base & Total Tons	790.13		31.9	
Muscat Orange	900.00	000100	14.6	Symphony	400.00	000100	35.7	
	1,000.00	000100	4.4	Wtd. Avg. Base & Total Tons	400.00		35.7	
	1,000.00	020900	10.1	Verdelho	1,000.00	000100	1.2	
	1,000.00	021000	5.8	Wtd. Avg. Base & Total Tons	1,000.00		1.2	
	1,017.00	021000	4.4	Viognier	850.00	000100	6.2	
	1,150.00	000100	5.5		929.00	000100	3.5	
	1,200.00	024500	2.1		1,000.00	000100	16.2	
Wtd. Avg. Base & Total Tons	997.01		46.9		1,000.00	013600	2.5	
Pinot Blanc	1,200.00	000100	1.7		1,050.00	017600	2.6	
					1,200.00	000100	6.2	
Wtd. Avg. Base & Total Tons	1,200.00		1.7		1,200.00	024800	2.2	
Pinot Gris *	1,000.00	000100	10.4		1,200.00	025100	4.0	
	1,100.00	000100	3.8		1,256.00	000100	5.0	
	1,200.00	000100	12.7		1,300.00	017200	2.7	
	1,225.07	000100	5.4		1,350.34	000100	4.5	
	1,500.00	000100	5.0		1,400.00	000100	2.2	
	Wtd. Avg. Base & Total Tons	1,177.89		37.3		1,430.00	028100	0.1
Roussanne	600.00	000100	1.3		1,440.00	000100	4.8	
	900.00	000100	1.5		1,450.00	000100	2.1	
	1,000.00	000100	3.0		1,500.00	000100	24.6	
	1,200.00	000100	10.4		1,500.00	021000	1.7	
	1,200.00	024800	5.6		1,502.00	021500	3.4	
	1,238.00	000100	4.3		1,550.00	024500	6.6	
	1,341.89	025100	3.3		1,600.00	000100	20.1	
	1,350.00	000100	4.3		1,600.00	013600	0.1	
	1,400.00	000100	3.5		1,600.00	024500	2.7	
	1,400.00	024800	2.0		1,700.00	021200	2.0	
Wtd. Avg. Base & Total Tons				2,800.00	000100	0.2		
				Wtd. Avg. Base & Total Tons	1,341.24		126.2	
				White Riesling *	950.00	022900	6.8	
				Wtd. Avg. Base & Total Tons	950.00		6.8	

TABLE 8: BASE PRICE PAID TO GROWERS FOR GRAPES CRUSHED AND DELIVERED TO CALIFORNIA PROCESSORS FROM THE 2007 CROP WITH BRIX FACTORS AND PURCHASED TONNAGE, BY TYPE, VARIETY, REPORTING DISTRICT WHERE GROWN, AND WEIGHTED AVERAGE BASE PRICE.

District, Type, and Variety	Base Price Per Ton	Brix Factors	Tons	District, Type, and Variety	Base Price Per Ton	Brix Factors	Tons
	Dollars	Code a/			Dollars	Code a/	
DISTRICT 10 (Cont'd.)					750.00	000100	1.9
					750.00	017200	2.1
Other White b/	1,400.00	000100	1.6		903.70	022900	13.5
					1,000.00	000100	12.7
Wtd. Avg. Base & Total Tons	1,400.00		1.6		1,000.00	014000	4.0
					1,000.00	014400	2.3
WINE GRAPES (RED)					1,000.00	024800	0.4
					1,000.00	029125	5.0
Aglianico	1,050.00	017400	1.5		1,050.00	017600	4.0
	1,200.00	000100	1.1		1,081.53	000100	3.1
	1,600.00	021000	1.0		1,100.00	000100	30.2
					1,200.00	000100	5.0
Wtd. Avg. Base & Total Tons	1,248.61		3.6		1,200.00	028000	2.0
					1,250.00	000100	14.7
Alicante Bouschet *	700.00	000100	8.8		1,352.31	000100	2.3
	800.00	000100	2.3		1,400.00	000100	16.1
	1,000.00	017200	4.0		1,400.00	021000	20.8
	1,000.00	021000	3.8		1,500.00	000100	7.4
	1,120.63	000100	4.1		1,500.00	014400	4.0
	1,200.00	000100	1.7		1,500.00	021000	2.1
	1,400.00	000100	6.1		1,600.00	000100	0.5
					1,900.00	024800	1.2
Wtd. Avg. Base & Total Tons	1,005.67		30.8	Wtd. Avg. Base & Total Tons	1,054.85		205.9
Alvarelhao	585.00	000100	1.5	Cabernet Sauvignon	250.00	000100	44.9
	1,000.00	021000	3.3		250.00	021000	86.9
	1,300.00	000100	1.0		500.00	000100	21.2
	2,100.00	000100	1.5		500.00	021200	3.2
					600.00	000100	3.5
Wtd. Avg. Base & Total Tons	1,181.85		7.3		600.00	021500	8.1
					650.00	000100	2.8
Barbera	400.00	000100	8.7		700.00	000100	41.3
	500.00	000100	12.4		750.00	000100	34.6
	700.00	021000	1.0		893.44	000100	3.1
	750.00	022900	16.4		900.00	000100	22.8
	800.00	000100	3.1		900.00	022900	20.7
	800.00	025100	7.0		1,000.00	000100	36.7
	850.00	000100	6.7		1,000.00	014000	10.5
	950.00	017400	4.5		1,000.00	021000	2.0
	1,000.00	000100	43.4		1,050.00	000100	1.0
	1,000.00	021500	19.9		1,050.00	017600	2.0
	1,000.00	021600	2.9		1,065.13	000100	7.6
	1,000.00	026700	1.4		1,065.30	000100	6.4
	1,100.00	000100	4.0		1,065.93	000100	33.3
	1,100.00	027600	4.6		1,066.00	000100	13.7
	1,134.81	000100	1.2		1,070.00	000100	27.1
	1,135.00	002600	2.4		1,100.00	000100	283.6
	1,200.00	000100	61.7		1,100.00	021000	1.0
	1,200.00	021000	59.9		1,154.16	013600	1.4
	1,200.00	021600	2.1		1,200.00	000100	119.6
	1,200.00	024800	1.6		1,200.00	021500	3.2
	1,200.00	065675	4.0		1,200.00	024500	36.8
	1,250.00	000100	4.4		1,200.00	024800	5.0
	1,300.00	000100	3.3		1,200.00	025100	3.0
	1,300.00	027800	8.1		1,200.00	027500	3.5
	1,333.00	025100	2.6		1,250.00	014400	6.4
	1,347.00	000100	89.7		1,250.00	017200	1.5
	1,354.73	000100	28.5		1,250.00	024800	5.7
	1,400.00	000100	72.4		1,250.00	025100	2.0
	1,400.00	021300	4.7		1,260.00	000100	4.1
	1,400.00	021500	4.4		1,300.00	000100	5.0
	1,400.00	021600	2.4		1,300.00	021000	40.9
	1,400.00	024500	11.6		1,300.00	021600	2.3
	1,400.00	025100	22.8		1,370.00	020800	21.5
	1,400.00	027500	2.8		1,400.00	000100	4.1
	1,400.00	027800	5.2		1,444.00	000100	2.7
	1,500.00	014400	5.0		1,450.00	000100	2.9
	1,500.00	021000	0.9		1,500.00	000100	15.8
	1,550.00	000100	9.6		1,500.00	014400	1.0
	1,600.00	000100	7.1		1,500.00	021000	3.5
	1,620.00	000100	0.4		1,600.00	000100	52.8
	1,700.00	000100	1.5		1,600.00	020800	26.0
	2,000.00	000100	5.9		1,600.00	021000	11.0
					1,600.00	029300	3.1
Wtd. Avg. Base & Total Tons	1,222.28		562.2	Wtd. Avg. Base & Total Tons	1,022.31		1,103.6
					1,800.00	000100	0.8
Cabernet Franc	300.00	029125	2.3				
	350.00	021500	7.3				
	700.00	000100	41.0				

TABLE 8: BASE PRICE PAID TO GROWERS FOR GRAPES CRUSHED AND DELIVERED TO CALIFORNIA PROCESSORS FROM THE 2007 CROP WITH BRIX FACTORS AND PURCHASED TONNAGE, BY TYPE, VARIETY, REPORTING DISTRICT WHERE GROWN, AND WEIGHTED AVERAGE BASE PRICE.

District, Type, and Variety	Base Price Per Ton	Brix Factors	Tons	District, Type, and Variety	Base Price Per Ton	Brix Factors	Tons	
	Dollars	Code a/			Dollars	Code a/		
DISTRICT 10 (Cont'd.)								
Carignane	1,200.00	000100	3.0		1,675.00	000100	9.1	
	1,481.14	000100	2.2		1,698.08	000100	1.8	
	1,500.00	000100	2.7		1,700.00	021200	1.9	
					1,800.00	000100	0.3	
					1,800.00	021500	7.2	
Wtd. Avg. Base & Total Tons	1,380.82		7.9	Wtd. Avg. Base & Total Tons	1,472.91		49.5	
Charbono	1,200.00	000100	2.9	Mataro *	100.00	023000	4.5	
	1,207.73	000100	4.6		825.00	000100	34.1	
	1,300.00	000100	1.1		1,000.00	000100	10.2	
	1,400.00	000100	2.1		1,000.00	021000	5.7	
					1,200.00	014400	5.0	
Wtd. Avg. Base & Total Tons	1,252.86		10.7		1,200.00	024800	3.6	
Cinsaut *	850.00	000100	2.7		1,200.00	025100	2.2	
	986.27	000100	0.7		1,300.00	021000	12.0	
	1,332.00	000100	2.2		1,332.00	000100	7.6	
					1,332.75	027600	1.7	
					1,333.00	000100	5.0	
Wtd. Avg. Base & Total Tons	1,056.39		5.6		1,345.00	000100	4.4	
Counoise	1,332.00	000100	1.6		1,500.00	000100	34.1	
	1,600.00	020800	0.1		1,500.00	014400	1.0	
					1,500.00	022800	2.2	
Wtd. Avg. Base & Total Tons	1,347.76		1.7		1,589.91	000100	2.6	
Dolcetto	1,490.48	000100	0.3		1,600.00	000100	6.9	
	1,500.00	021000	4.4		1,600.00	021600	7.9	
	1,800.00	024500	4.0		1,697.50	000100	9.2	
					1,700.00	016000	1.8	
Wtd. Avg. Base & Total Tons	1,637.60		8.7		1,700.00	021200	1.1	
Gamay (Napa) *	1,500.00	000100	10.9		2,200.00	021800	4.5	
					2,800.00	000100	1.0	
Wtd. Avg. Base & Total Tons	1,500.00		10.9	Wtd. Avg. Base & Total Tons	1,277.63		168.3	
Graciano	1,045.00	000100	0.5	Merlot	250.00	000100	44.4	
	1,500.00	000100	1.1		300.00	029125	2.0	
Wtd. Avg. Base & Total Tons	1,357.81		1.6		500.00	000100	3.8	
Grenache *	400.00	021200	0.6		565.00	000100	30.4	
	600.00	000100	2.0		600.00	000100	63.7	
	700.00	000100	1.3		600.00	027500	1.0	
	1,000.00	000100	4.4		650.00	000100	2.8	
	1,200.00	000100	11.2		650.00	022900	13.2	
	1,200.00	017800	2.0		800.00	021200	3.5	
	1,291.00	000100	15.3		839.00	013600	3.0	
	1,337.00	000100	2.0		850.00	000100	6.4	
	1,337.91	000100	11.7		883.83	000100	2.9	
	1,345.00	000100	2.0		900.00	000100	134.4	
	1,345.63	000100	4.7		953.00	022900	6.6	
	1,400.00	000100	1.2		956.48	000100	9.8	
	1,400.00	024800	3.1		960.00	025100	1.5	
	1,440.00	000100	2.6		1,000.00	000100	35.2	
	1,500.00	000100	14.8		1,000.00	014000	1.3	
	1,500.00	014400	3.0		1,000.00	017400	3.8	
	1,500.00	021000	7.2		1,000.00	029125	5.0	
	1,600.00	000100	19.6		1,001.01	000100	4.9	
	1,600.00	019300	2.0		1,057.00	020800	13.0	
	1,600.00	025100	1.2		1,100.00	000100	15.0	
	1,650.00	024800	2.4		1,135.00	000100	9.5	
	1,675.00	000100	9.9		1,135.00	025100	1.0	
	1,700.00	021200	1.7		1,150.00	019400	117.0	
	2,200.00	021800	5.4		1,154.16	013600	0.1	
	2,800.00	000100	1.0		1,200.00	000100	1.0	
					1,200.00	024800	2.5	
					1,200.00	025100	1.1	
				1,300.00	000100	13.4		
				1,300.00	021000	5.0		
				1,300.00	024300	1.0		
				1,400.00	014400	4.2		
Wtd. Avg. Base & Total Tons	1,447.78		132.3	1,400.00	021000	28.9		
Malbec	700.00	000100	2.2	1,400.00	025100	2.0		
	950.00	022800	2.6	1,600.00	000100	2.0		
	1,000.00	000100	0.1	2,000.00	000100	3.0		
	1,248.56	000100	4.1					
	1,300.00	014400	2.1	Wtd. Avg. Base & Total Tons	913.55		599.3	
	1,400.00	000100	6.8	Mission	887.00	000100	7.2	
	1,400.00	027800	1.5		1,500.00	000100	8.9	
	1,440.00	000100	3.4					
	1,450.00	000100	3.9		Wtd. Avg. Base & Total Tons	1,225.86		16.1
	1,500.00	014400	2.5					

TABLE 8: BASE PRICE PAID TO GROWERS FOR GRAPES CRUSHED AND DELIVERED TO CALIFORNIA PROCESSORS FROM THE 2007 CROP WITH BRIX FACTORS AND PURCHASED TONNAGE, BY TYPE, VARIETY, REPORTING DISTRICT WHERE GROWN, AND WEIGHTED AVERAGE BASE PRICE.

District, Type, and Variety	Base Price Per Ton	Brix Factors	Tons	District, Type, and Variety	Base Price Per Ton	Brix Factors	Tons
	Dollars	Code a/			Dollars	Code a/	
DISTRICT 10 (Cont'd.)							
Muscat Hamburg *	1,128.97	000100	3.9	Pinot Noir	950.00	022800	3.0
	1,550.00	028100	1.6		1,150.91	000100	0.2
Wtd. Avg. Base & Total Tons	1,251.45		5.5		1,150.91	021200	0.4
Nebbiolo	700.00	024400	7.0		1,154.16	013600	0.2
	1,200.00	000100	2.5		1,200.00	000100	2.1
	1,250.00	017600	1.5		1,300.00	024500	2.0
	1,620.00	000100	2.7	Wtd. Avg. Base & Total Tons	1,125.49		7.9
Wtd. Avg. Base & Total Tons	1,032.77		13.7	Pinotage	1,000.00	017800	1.0
Petit Verdot	700.00	000100	3.5		1,250.00	021500	1.0
	750.00	000100	0.4		1,250.00	027600	1.0
	800.00	021500	2.9	Wtd. Avg. Base & Total Tons	1,166.67		3.0
	1,000.00	000100	0.1	Primitivo	800.00	021500	11.3
	1,100.00	000100	35.3		900.00	024800	10.7
	1,128.40	000100	0.1		1,000.00	000100	7.9
	1,200.00	000100	0.5		1,050.00	000100	1.9
	1,248.40	000100	0.4		1,100.00	000100	4.1
	1,250.00	000100	10.0		1,200.00	000100	24.1
	1,250.00	027500	4.0		1,200.00	023700	59.9
	1,400.00	000100	2.3		1,200.00	025100	1.7
	1,400.00	029900	0.9		1,300.00	000100	5.0
	1,450.00	000100	2.0		1,400.00	000100	2.4
	1,500.00	000100	6.1		1,400.00	021000	6.2
	1,500.00	014400	3.5		1,400.00	024500	3.0
	1,500.00	022800	2.2		1,400.00	024800	6.9
	1,600.00	000100	4.4		1,500.00	000100	2.0
	1,700.00	021200	2.0		2,200.00	000100	7.0
	2,250.00	000100	0.8	Wtd. Avg. Base & Total Tons	1,211.65		154.1
Wtd. Avg. Base & Total Tons	1,228.90		81.4	Sangiovese *	400.00	000100	4.6
Petite Sirah	800.00	000100	1.0		600.00	000100	28.0
	950.00	022900	4.9		800.00	024500	0.5
	1,000.00	000100	0.4		900.00	000100	7.4
	1,000.00	017600	3.5		950.00	022900	7.5
	1,000.00	021000	3.1		1,000.00	000100	6.7
	1,000.00	024400	11.5		1,000.00	017200	1.9
	1,000.00	024800	5.3		1,000.00	024500	8.9
	1,000.00	025100	3.4		1,000.00	025100	0.9
	1,100.00	017400	2.0		1,050.00	000100	2.9
	1,100.00	020800	6.2		1,050.00	017400	2.5
	1,200.00	000100	5.5		1,100.00	000100	8.2
	1,200.00	024500	14.9		1,100.00	024800	2.3
	1,200.00	024800	4.1		1,200.00	000100	1.7
	1,250.00	000100	16.3		1,200.00	000100	3.2
	1,300.00	000100	2.8		1,219.00	000100	3.5
	1,325.00	030400	1.7		1,250.00	000100	3.0
	1,329.00	000100	58.3		1,275.00	000100	3.0
	1,350.00	019400	6.4		1,275.00	021500	5.1
	1,381.14	000100	24.1		1,286.95	000100	2.8
	1,400.00	000100	28.3		1,288.00	027500	3.0
	1,400.00	024800	1.9		1,300.00	000100	10.1
	1,400.00	029200	4.0		1,350.00	000100	6.0
	1,450.00	000100	8.3		1,371.00	000100	4.6
	1,500.00	000100	61.8		1,400.00	000100	9.3
	1,500.00	021600	2.0		1,450.00	000100	4.5
	1,500.00	024500	23.7		1,450.00	024500	7.4
	1,550.00	017600	3.2		1,478.06	000100	8.7
	1,600.00	000100	7.0		1,500.00	000100	3.3
	1,600.00	021500	1.8		1,500.00	021000	2.0
	1,646.73	000100	16.9		1,600.00	000100	11.6
	1,675.00	000100	9.7		1,608.69	000100	2.8
	1,700.00	000100	8.4		1,650.00	000100	9.4
	1,700.00	021200	2.0	Wtd. Avg. Base & Total Tons	1,159.80		184.3
	1,750.00	021500	9.5	Souzao	700.00	000100	5.7
	1,800.00	070240	3.4		1,000.00	021000	2.9
	2,000.00	000100	4.6		1,050.00	000100	0.8
	2,000.00	027500	2.0		1,100.00	000100	0.5
	2,038.00	000100	6.5		1,250.00	018050	1.0
	2,200.00	000100	0.4		1,250.00	021500	1.6
	2,200.00	024800	1.0	Wtd. Avg. Base & Total Tons	967.69		13.0
Wtd. Avg. Base & Total Tons	1,416.93		381.8				

TABLE 8: BASE PRICE PAID TO GROWERS FOR GRAPES CRUSHED AND DELIVERED TO CALIFORNIA PROCESSORS FROM THE 2007 CROP WITH BRIX FACTORS AND PURCHASED TONNAGE, BY TYPE, VARIETY, REPORTING DISTRICT WHERE GROWN, AND WEIGHTED AVERAGE BASE PRICE.

District, Type, and Variety	Base Price Per Ton	Brix Factors	Tons	District, Type, and Variety	Base Price Per Ton	Brix Factors	Tons
	Dollars	Code a/			Dollars	Code a/	
DISTRICT 10 (Cont'd.)					1,000.00	025100	0.8
					1,045.00	000100	4.5
					1,100.00	000100	7.0
Syrah *	250.00	024800	45.1		1,200.00	024800	4.0
	300.00	000100	3.0		1,200.00	027500	2.4
	400.00	000100	5.0		1,300.00	000100	3.6
	400.00	021200	1.4		1,400.00	000100	6.2
	400.00	021500	3.0		1,500.00	000100	17.9
	500.00	000100	21.6		1,500.00	022800	2.5
	500.00	024500	20.0		1,600.00	000100	18.9
	550.00	021200	5.8		1,675.00	000100	3.8
	585.00	000100	8.5		1,750.00	000100	5.4
	600.00	000100	16.1		2,100.00	000100	0.1
	650.00	000100	2.4		2,200.00	000100	5.7
	675.00	027600	8.9				
	700.00	000100	0.3	Wtd. Avg. Base & Total Tons	1,309.67		122.3
	750.00	000100	2.0				
	800.00	000100	0.6	Teroldego	1,329.00	000100	15.6
	850.00	000100	74.6				
	900.00	000100	35.1	Wtd. Avg. Base & Total Tons	1,329.00		15.6
	900.00	027600	5.4				
	929.00	000100	5.6	Tinta Cao	585.00	000100	5.0
	950.00	000100	23.3		700.00	000100	1.4
	950.00	024400	16.7		1,000.00	021000	2.4
	1,000.00	000100	34.0		1,100.00	000100	5.4
	1,000.00	021500	1.4		1,200.00	021500	5.8
	1,000.00	024500	16.6		1,250.00	000100	7.4
	1,030.00	000100	69.5		1,300.00	000100	0.8
	1,100.00	000100	4.3		2,100.00	000100	1.8
	1,103.46	000100	22.4				
	1,186.00	000100	1.0	Wtd. Avg. Base & Total Tons	1,109.17		30.0
	1,200.00	000100	121.6				
	1,200.00	021000	4.0	Touriga Francesca	585.00	000100	3.0
	1,200.00	024500	12.4		1,100.00	000100	2.5
	1,200.00	024800	8.8				
	1,200.00	029125	15.2	Wtd. Avg. Base & Total Tons	819.09		5.5
	1,205.00	000100	5.1				
	1,217.00	000100	5.5	Touriga Nacional *	585.00	000100	3.0
	1,217.41	000100	10.7		1,000.00	000100	2.8
	1,217.41	027600	2.1		1,000.00	021000	3.0
	1,217.44	000100	0.5		1,100.00	000100	1.2
	1,250.00	000100	21.3		1,200.00	000100	2.4
	1,300.00	000100	7.3		1,250.00	000100	3.2
	1,300.00	014400	4.4		1,250.00	021500	1.2
	1,300.00	028750	3.0		1,300.00	000100	1.0
	1,301.00	002600	15.3		1,350.00	000100	5.6
	1,329.00	000100	107.3		1,800.00	021500	3.0
	1,400.00	000100	14.7		2,100.00	000100	2.0
	1,400.00	025100	4.4				
	1,440.00	000100	11.6	Wtd. Avg. Base & Total Tons	1,257.57		28.4
	1,500.00	000100	127.2				
	1,500.00	029125	5.7	Trousseau *	1,000.00	021000	1.1
	1,521.76	064501	4.4		2,100.00	000100	0.3
	1,547.00	014400	5.3				
	1,600.00	000100	5.5	Wtd. Avg. Base & Total Tons	1,235.71		1.4
	1,600.00	025100	4.6				
	1,601.33	000100	58.4	Zinfandel	250.00	000100	4.3
	1,634.15	000100	2.1		300.00	000100	2.5
	1,675.00	000100	17.1		300.00	034600	548.3
	1,687.75	000100	9.8		350.00	000100	152.6
	1,800.00	000100	12.7		375.00	000100	18.2
	1,800.00	020800	2.4		405.00	000100	14.7
	1,800.00	021600	6.3		450.00	000100	24.2
	2,000.00	000100	11.6		500.00	000100	21.7
	2,000.00	020800	3.7		560.00	000100	2.5
	2,156.70	000100	5.2		600.00	000100	225.4
	2,200.00	021800	7.6		700.00	000100	6.5
	2,800.00	000100	6.6		700.00	024800	2.5
					750.00	000100	43.3
Wtd. Avg. Base & Total Tons	1,177.59		1,125.0		750.00	021200	1.0
					800.00	000100	58.6
Tannat	1,000.00	000100	0.1		800.00	024400	9.7
					800.00	030055	1.5
Wtd. Avg. Base & Total Tons	1,000.00		0.1		800.00	067550	69.3
					850.00	000100	42.5
Tempranillo *	585.00	000100	7.0		850.00	024400	120.8
	900.00	000100	0.7		875.00	022900	99.8
	1,000.00	000100	6.3		900.00	000100	276.5
	1,000.00	017400	5.2		900.00	024800	19.9
	1,000.00	021000	13.5		950.00	000100	34.4
	1,000.00	021500	6.8		950.00	022800	9.4

TABLE 8: BASE PRICE PAID TO GROWERS FOR GRAPES CRUSHED AND DELIVERED TO CALIFORNIA PROCESSORS FROM THE 2007 CROP WITH BRIX FACTORS AND PURCHASED TONNAGE, BY TYPE, VARIETY, REPORTING DISTRICT WHERE GROWN, AND WEIGHTED AVERAGE BASE PRICE.

District, Type, and Variety	Base Price Per Ton	Brix Factors	Tons
	Dollars	Code a/	

DISTRICT 10 (Cont'd.)

Zinfandel (Cont'd.)	970.00	000100	3.7
	972.00	000100	9.4
	975.00	000100	5.4
	1,000.00	000100	51.9
	1,000.00	021600	1.5
	1,000.00	024500	30.7
	1,000.00	024800	13.2
	1,000.00	070740	19.8
	1,014.78	000100	51.4
	1,024.00	000100	13.0
	1,071.33	000100	21.4
	1,074.94	000100	112.4
	1,075.00	000100	13.5
	1,090.00	000100	26.7
	1,100.00	000100	743.3
	1,100.00	021200	23.5
	1,100.00	024800	11.3
	1,100.00	025100	3.0
	1,147.00	000100	50.4
	1,148.02	000100	289.8
	1,150.00	000100	25.7
	1,200.00	000100	669.0
	1,200.00	014100	2.7
	1,200.00	021000	213.4
	1,200.00	021500	5.5
	1,200.00	023700	99.0
	1,200.00	024400	41.8
	1,200.00	024500	22.3
	1,200.00	024800	13.0
	1,200.00	025300	27.3
	1,200.00	026700	3.2
	1,200.00	027600	4.0
	1,200.00	029800	7.2
	1,250.00	000100	148.5
	1,250.00	024400	3.0
	1,292.09	000100	23.1
	1,300.00	000100	29.4
	1,300.00	024800	5.1
	1,300.00	029125	10.2
	1,321.15	000100	87.0
	1,329.00	000100	196.3
	1,347.00	000100	39.6
	1,350.00	026800	39.9
	1,350.87	000100	48.3
	1,377.62	024800	14.0
	1,400.00	000100	139.9
	1,400.00	024500	27.8
	1,400.00	025400	44.6
	1,400.00	026500	8.4
	1,400.00	027800	4.3
	1,430.00	000100	8.5
	1,430.00	014400	3.3
	1,430.00	024500	4.2
	1,440.00	000100	10.6
	1,470.00	000100	142.8
	1,500.00	000100	51.2
	1,500.00	024500	21.5
	1,500.00	025100	1.5
	1,520.00	000100	35.1
	1,558.44	000100	7.8
	1,600.00	000100	60.5
	1,600.00	020900	32.0
	1,600.00	024400	9.4
	1,605.00	000100	22.7
	1,700.00	000100	7.0
	1,700.00	021500	12.4
	1,700.00	024300	2.9
	1,700.00	025100	4.0
	1,719.20	000100	21.1
	1,800.00	000100	8.6
	1,800.00	014500	38.9
	1,800.00	024400	33.5
	1,882.35	000100	1.7
	2,000.00	000100	93.8
	2,000.00	021000	37.7
	2,200.00	000100	13.7
	2,210.00	000100	30.5
	2,400.00	000100	2.3

District, Type, and Variety	Base Price Per Ton	Brix Factors	Tons
	Dollars	Code a/	

	2,700.00	000100	9.1
	3,000.00	000100	3.4
Wtd. Avg. Base & Total Tons	1,074.15		6,040.6
Other Red b/	500.00	000100	4.0
	900.00	000100	1.3
	950.00	000100	2.1
	1,154.16	013600	1.4
	1,207.67	000100	1.6
	1,300.00	000100	10.2
	2,100.00	000100	0.1
Wtd. Avg. Base & Total Tons	1,071.65		20.7

DISTRICT 11

TABLE GRAPES

Flame Tokay	125.00	000100	1,937.8
Wtd. Avg. Base & Total Tons	125.00		1,937.8

WINE GRAPES (WHITE)

Burger *	200.00	000100	2,827.2
	200.00	000300	400.1
Wtd. Avg. Base & Total Tons	200.00		3,227.3
Chardonnay *	176.75	000100	29.3
	200.00	000100	215.6
	200.00	009100	159.1
	250.00	009100	54.6
	250.00	015500	401.0
	275.00	000100	163.6
	300.00	000100	7,305.2
	300.00	015500	1,106.2
	300.00	028600	647.9
	300.00	043900	129.9
	311.59	000100	2,735.7
	325.00	000100	1,231.4
	325.00	015300	1,016.0
	325.00	015500	4,115.2
	325.00	045260	100.2
	325.00	048600	2,561.8
	340.00	000100	55.8
	350.00	000100	16,675.8
	350.00	017000	480.0
	350.00	018900	11,468.4
	350.00	021200	109.8
	350.00	022800	5.0
	350.00	028600	2,097.7
	350.00	043900	334.2
	350.00	045260	602.6
	350.00	061300	208.0
	375.00	000100	1,059.5
	375.00	020600	310.1
	391.55	000100	699.4
	394.15	000100	148.6
	400.00	000100	10,560.5
	400.00	017000	1,780.5
	400.00	017200	148.3
	400.00	018900	1,463.2
	400.00	043900	9,169.5
	400.00	045250	280.9
	400.00	048600	5,659.7
	400.00	054575	575.4
	420.55	000100	721.5
	421.53	000100	276.9
	421.55	000100	400.6
	421.73	000100	410.6
	421.73	017000	2,365.8
	421.73	061300	1,173.2
	425.00	000100	913.5
	425.00	015500	1,988.4
	446.94	000100	119.0
	450.00	000100	2,137.5
	450.00	015500	1,201.0
	450.00	017000	922.7

TABLE 8: BASE PRICE PAID TO GROWERS FOR GRAPES CRUSHED AND DELIVERED TO CALIFORNIA PROCESSORS FROM THE 2007 CROP WITH BRIX FACTORS AND PURCHASED TONNAGE, BY TYPE, VARIETY, REPORTING DISTRICT WHERE GROWN, AND WEIGHTED AVERAGE BASE PRICE.

District, Type, and Variety	Base Price Per Ton	Brix Factors	Tons	District, Type, and Variety	Base Price Per Ton	Brix Factors	Tons	
	Dollars	Code a/			Dollars	Code a/		
DISTRICT 11 (Cont'd.)				Muscat Blanc *	325.00	009100	54.9	
Chardonnay * (Cont'd.)	450.00	044490	2,561.3		500.00	000100	42.7	
	450.00	045250	145.9		550.00	019000	23.7	
	450.00	048600	3,588.6		725.00	000100	142.4	
	450.00	061300	822.2		800.00	017200	11.9	
	450.00	062800	2,069.6	Wtd. Avg. Base & Total Tons	598.65		275.6	
	461.65	000100	597.6	Muscat Orange	250.00	000100	154.1	
	500.00	000100	1,793.3		250.00	009100	44.2	
	500.00	017000	2,603.4		400.00	000100	129.4	
	500.00	024500	13.0		500.00	044490	55.7	
	500.00	044490	972.7		550.00	019000	21.7	
	500.00	046000	313.0	Wtd. Avg. Base & Total Tons	348.36		405.1	
	500.00	047400	1,512.3	Muscat of Alexandria	200.00	009100	47.4	
	500.00	061300	690.1		Wtd. Avg. Base & Total Tons	200.00		47.4
	525.00	000100	4,660.7		Palomino *	200.00	009100	120.8
	525.00	015500	604.8	Wtd. Avg. Base & Total Tons		200.00		120.8
	550.00	047200	1,821.9	Pinot Gris *	400.00	000100	6,379.6	
	600.00	000100	96.6		400.00	010550	1,186.3	
	600.00	013800	300.0		450.00	011100	3.9	
	650.00	001400	0.9		500.00	000100	1,819.6	
	650.00	024500	278.8		500.00	009100	88.5	
666.33	000100	272.4	500.00		039730	25.7		
678.75	000100	193.9	500.00		041700	163.9		
800.00	025100	9.8	500.00		043650	698.5		
841.76	000100	402.2	510.85		000100	219.2		
1,000.00	009400	7.0	510.95		000100	136.0		
Wtd. Avg. Base & Total Tons	395.47		124,828.3	511.00	000100	89.2		
Chenin Blanc	200.00	000100	244.3	511.00	011100	51.1		
	225.00	000100	19.7	511.00	041700	2,051.0		
	250.00	000100	3,396.7	550.00	000100	250.5		
	250.00	041700	52.9	550.00	041700	447.3		
	425.00	000100	207.6	600.00	000100	612.1		
	475.00	000100	66.0	600.00	012550	5,251.0		
	500.00	020600	5.8	600.00	040780	294.0		
	640.00	020600	1.2	600.00	041700	603.4		
	Wtd. Avg. Base & Total Tons	260.11		3,994.2	600.00	042550	94.5	
	Emerald Riesling	365.00	009100	83.8	600.00	060500	8.1	
Wtd. Avg. Base & Total Tons		365.00	83.8	625.00	000100	44.4		
French Colombard	195.14	000100	367.9	650.00	000100	83.2		
	200.00	000100	320.3	650.00	017000	74.7		
	200.00	009100	114.9	650.00	041700	110.7		
	200.00	010570	2,188.5	700.00	000100	388.2		
	200.00	012175	4,024.1	700.00	010900	49.5		
	225.00	000100	97.1	700.00	024500	5.0		
	225.00	041700	270.4	750.00	000100	86.5		
	Wtd. Avg. Base & Total Tons	201.00		7,383.2	800.00	000100	186.0	
Gewurztraminer	433.86	000100	75.8	800.00	013800	90.4		
	Wtd. Avg. Base & Total Tons	433.86	75.8	850.00	022900	368.3		
	Malvasia Bianca *	175.00	010600	134.1	890.00	015700	46.7	
		225.00	000100	695.6	900.00	000100	10.0	
250.00		009550	1,514.5	950.00	000100	70.6		
275.00		010540	542.9	1,000.00	017400	15.9		
300.00		015300	24.7	Wtd. Avg. Base & Total Tons	519.10		22,103.5	
335.00		009100	35.4	Roussanne	500.00	000100	3.4	
350.00		024500	4.7		800.00	024500	27.4	
600.00		000100	28.6		1,000.00	000100	10.6	
Wtd. Avg. Base & Total Tons	250.28		2,980.5	Wtd. Avg. Base & Total Tons	826.57		41.4	
Marsanne	800.00	001400	1.5	Sauvignon Blanc	120.00	000100	44.1	
	800.00	024500	4.9		150.00	038300	581.7	
	1,000.00	000100	2.1		175.00	000100	30.2	
Wtd. Avg. Base & Total Tons	849.41		8.5		200.00	000100	295.5	
Moscato Gaillo *	300.00	000100	21.4		200.00	010650	90.0	
	Wtd. Avg. Base & Total Tons	300.00	21.4		210.00	009100	704.6	

TABLE 8: BASE PRICE PAID TO GROWERS FOR GRAPES CRUSHED AND DELIVERED TO CALIFORNIA PROCESSORS FROM THE 2007 CROP WITH BRIX FACTORS AND PURCHASED TONNAGE, BY TYPE, VARIETY, REPORTING DISTRICT WHERE GROWN, AND WEIGHTED AVERAGE BASE PRICE.

District, Type, and Variety	Base Price Per Ton	Brix Factors	Tons
	Dollars	Code a/	

District, Type, and Variety	Base Price Per Ton	Brix Factors	Tons
	Dollars	Code a/	

DISTRICT 11 (Cont'd.)

Sauvignon Blanc (Cont'd.)	300.00	000100	1,804.7
	300.00	013800	342.7
	300.00	041700	120.6
	300.00	042410	919.6
	350.00	000100	299.0
	350.00	041700	316.7
	375.00	000100	191.0
	400.00	000100	1,063.8
	400.00	042400	469.5
	425.00	000100	200.0
	434.00	041700	23.5
	450.00	000100	2,676.2
	450.00	012400	2,339.2
	450.00	017000	1,000.0
	450.00	038700	885.2
	459.60	000100	169.7
	500.00	000100	133.7
	500.00	012400	4,682.7
	500.00	014500	25.6
	500.00	017000	120.0
	500.00	017200	28.7
	500.00	042400	765.4
	516.33	000100	133.8
	650.00	000100	4.2
	700.00	014500	52.1
	750.00	000100	3.3
Wtd. Avg. Base & Total Tons	403.01		21,702.3
Sauvignon Musque	600.00	000100	75.9
Wtd. Avg. Base & Total Tons	600.00		75.9
Semillon	120.00	000100	482.1
	225.00	009100	140.2
	350.00	039785	620.6
	350.00	039890	738.5
Wtd. Avg. Base & Total Tons	285.19		1,981.4
Symphony	200.00	037700	224.7
	250.00	000100	209.9
	275.00	009100	189.0
	300.00	000100	27.6
	350.00	000100	950.9
	350.00	037700	427.2
	400.00	015500	99.4
	1,000.00	017000	12.5
Wtd. Avg. Base & Total Tons	323.31		2,141.2
Tocai Friulano	150.00	034120	250.4
Wtd. Avg. Base & Total Tons	150.00		250.4
Torrontes	800.00	000100	3.0
	1,100.00	000100	0.7
Wtd. Avg. Base & Total Tons	856.76		3.7
Verdelho	400.00	000100	80.8
	500.00	017200	5.8
	1,100.00	000100	23.6
	1,200.00	017200	24.5
	1,300.00	000100	1.9
Wtd. Avg. Base & Total Tons	681.19		136.6
Viognier	250.00	009100	49.8
	300.00	015300	24.6
	300.00	046000	18.5
	350.00	000100	39.5
	400.00	013500	442.1
	400.00	064800	62.6
	450.00	000100	61.7
	450.00	011100	1.4
	500.00	000100	109.1
	500.00	024500	6.0

	500.00	044490	492.2
	500.00	054875	62.6
	500.00	064800	543.6
	500.00	070400	876.8
	525.00	000100	340.5
	550.00	000100	120.7
	550.00	013800	140.9
	600.00	000100	782.3
	600.00	028100	29.2
	600.00	064800	243.2
	650.00	000100	178.9
	700.00	000100	342.3
	750.00	000100	13.2
	800.00	000100	35.9
	800.00	001400	7.7
	800.00	017200	15.2
	800.00	024500	221.1
	873.00	000100	5.1
	900.00	000100	4.6
	1,000.00	000100	6.8
	1,000.00	017400	6.6
	1,100.00	021000	4.7
	1,100.00	030910	1.6
	1,200.00	000100	110.3
	1,350.00	021500	1.6
Wtd. Avg. Base & Total Tons	559.56		5,402.9
White Riesling *	200.00	009100	45.1
Wtd. Avg. Base & Total Tons	200.00		45.1
Other White b/	150.00	000100	83.0
Wtd. Avg. Base & Total Tons	150.00		83.0

WINE GRAPES (RED)

Alicante Bouschet *	175.00	000100	128.4
	200.00	000100	116.4
	300.00	017400	4.0
	350.00	009100	94.0
	425.00	069225	276.3
	425.00	069260	632.3
	425.00	069380	100.9
	450.00	000100	41.5
	500.00	067550	15.6
	836.00	000100	43.6
	900.00	029125	1.8
	1,500.00	014500	26.6
	1,500.00	024300	2.0
Wtd. Avg. Base & Total Tons	415.49		1,483.4
Alvarelhao	750.00	000100	3.3
	1,100.00	000100	3.0
	1,100.00	027600	1.5
Wtd. Avg. Base & Total Tons	951.92		7.8
Barbera	120.00	002200	193.3
	150.00	045600	75.1
	150.00	052500	6.1
	200.00	009100	71.1
	250.00	009100	105.2
	300.00	017800	4.0
	350.00	052500	73.0
	400.00	017000	12.0
	450.00	000100	179.8
	500.00	000100	31.2
	525.00	000100	13.4
	550.00	000100	546.4
	600.00	000100	30.9
	629.63	000100	2.7
	650.00	021900	2.0
	728.00	000100	3.6
	1,200.00	000100	12.6
Wtd. Avg. Base & Total Tons	404.28		1,362.4

TABLE 8: BASE PRICE PAID TO GROWERS FOR GRAPES CRUSHED AND DELIVERED TO CALIFORNIA PROCESSORS FROM THE 2007 CROP WITH BRIX FACTORS AND PURCHASED TONNAGE, BY TYPE, VARIETY, REPORTING DISTRICT WHERE GROWN, AND WEIGHTED AVERAGE BASE PRICE.

District, Type, and Variety	Base Price Per Ton	Brix Factors	Tons
	Dollars	Code a/	

District, Type, and Variety	Base Price Per Ton	Brix Factors	Tons
	Dollars	Code a/	

DISTRICT 11 (Cont'd.)

Cabernet Franc	110.00	000100	69.1
	150.00	045600	839.9
	175.00	000100	1,232.7
	200.00	009100	26.5
	300.00	000100	1,778.3
	400.00	020800	30.6
	400.00	046000	569.5
	450.00	052500	156.8
	750.00	000100	4.2
	750.00	017800	26.9
	776.00	000100	1.7
	800.00	021000	3.0
	1,083.04	021500	10.0
	1,600.00	021300	1.9
Wtd. Avg. Base & Total Tons	260.91		4,751.1
Cabernet Sauvignon	5.00 c/	032500	123.8
	6.50 c/	032400	93.1
	100.00	017800	0.5
	120.00	000100	663.7
	120.00	002200	2,344.3
	125.00	000100	169.8
	130.00	000100	1,805.8
	150.00	000100	498.8
	150.00	022600	5,091.6
	150.00	045600	71.6
	150.00	046000	3.8
	175.00	000100	396.7
	200.00	000100	4,697.6
	200.00	002600	312.3
	200.00	009100	50.9
	200.00	013600	41.6
	200.00	017000	122.1
	200.00	020800	30.0
	200.00	022600	2,606.8
	200.00	024600	53.7
	200.00	062590	987.0
	225.00	000100	2,114.8
	250.00	000100	7,181.9
	250.00	009100	67.7
	250.00	022600	1,000.1
	250.00	024300	576.6
	250.00	024500	55.8
	250.00	024600	10,845.1
	250.00	026800	156.8
	250.00	064800	124.7
	250.00	069460	889.6
	275.00	000100	402.3
	275.00	022600	2,011.8
	285.00	000100	100.0
	300.00	000100	5,638.8
	300.00	009100	189.3
	300.00	010800	407.3
	300.00	017000	283.8
	300.00	017200	1.0
	300.00	022600	252.0
	300.00	024500	5.5
	325.00	000100	146.9
	340.00	000100	53.0
	342.36	000100	686.8
	344.79	000100	1,980.0
	350.00	000100	793.8
	350.00	017000	1,901.5
	350.00	017200	290.1
	350.00	021000	63.7
	350.00	024500	14.0
	350.00	056900	3,575.2
	350.00	063600	124.4
	350.00	066550	134.4
	350.00	067150	43.8
	352.32	000100	73.2
	375.00	000100	454.6
	400.00	000100	4,596.0
	400.00	017400	4.0
	400.00	046000	1,537.0
	400.00	056900	650.5
	400.00	064800	1,527.9

	427.95	019000	17.5
	446.60	000100	728.6
	450.00	000100	1,552.2
	450.00	021000	70.7
	450.00	047300	1,287.3
	450.00	054875	4,132.1
	450.00	064800	584.4
	500.00	000100	3,040.0
	500.00	013800	99.8
	500.00	046000	746.0
	500.00	047300	2,041.5
	500.00	064800	429.5
	525.00	054875	3,325.3
	550.00	000100	4,188.5
	550.00	013600	127.8
	600.00	000100	153.3
	600.00	024500	9.5
	600.00	026800	47.6
	650.00	000100	1.8
	650.00	070655	234.0
	699.00	020800	68.5
	700.00	021500	5.0
	716.33	000100	295.4
	740.08	000100	261.4
	750.00	014500	379.2
	800.00	000100	144.7
	825.00	017800	7.3
	960.00	020800	1.2
	1,150.00	000100	5.0
	1,200.00	002300	81.8
	1,208.00	000100	511.5
Wtd. Avg. Base & Total Tons	331.02 d/		95,699.6
Carignane	120.00	000100	26.6
	120.00	002200	508.4
	135.00	000100	159.5
	150.00	000100	70.3
	200.00	000100	78.1
	200.00	009100	288.6
	250.00	017200	30.7
	300.00	000100	142.5
	300.00	024500	44.0
	350.00	000100	188.6
	350.00	017200	636.4
	350.00	020800	49.3
	400.00	000100	57.0
	400.00	046000	82.2
	405.14	000100	92.2
	450.00	067550	125.3
	500.00	000100	78.0
	550.00	017800	57.8
	600.00	000100	11.9
	600.00	010900	11.0
	600.00	046000	49.1
	650.00	000100	7.6
Wtd. Avg. Base & Total Tons	288.93		2,795.1
Cinsaut *	550.00	059700	130.4
	600.00	017800	11.6
	850.00	011300	34.5
	950.00	000100	3.4
Wtd. Avg. Base & Total Tons	618.32		179.9
Graciano	500.00	000100	1.4
	776.00	000100	1.6
	800.00	017400	1.2
	1,000.00	000100	1.0
Wtd. Avg. Base & Total Tons	750.31		5.2
Grenache *	150.00	059700	9.3
	350.00	000100	55.0
	450.00	070553	199.2
	500.00	017800	2.8
	550.00	059700	120.0
	700.00	017400	3.2
	750.00	000100	1.9
	800.00	021000	2.1

TABLE 8: BASE PRICE PAID TO GROWERS FOR GRAPES CRUSHED AND DELIVERED TO CALIFORNIA PROCESSORS FROM THE 2007 CROP WITH BRIX FACTORS AND PURCHASED TONNAGE, BY TYPE, VARIETY, REPORTING DISTRICT WHERE GROWN, AND WEIGHTED AVERAGE BASE PRICE.

District, Type, and Variety	Base Price Per Ton	Brix Factors	Tons	District, Type, and Variety	Base Price Per Ton	Brix Factors	Tons
	Dollars	Code a/			Dollars	Code a/	
DISTRICT 11 (Cont'd.)							
Grenache * (Cont'd.)	950.00	000100	3.7		450.00	056900	3,439.6
	1,100.00	000100	1.7		450.00	063600	97.7
	1,100.00	020800	1.0		475.00	000100	47.2
					500.00	000100	4,948.5
					500.00	017200	171.4
					500.00	056900	2,215.0
Wtd. Avg. Base & Total Tons	473.91		399.9		525.00	000100	1,471.9
					550.00	000100	9,222.3
Malbec	110.00	000100	45.4		550.00	052010	162.0
	120.00	000100	103.0		550.00	067959	412.6
	125.00	000100	223.7		580.00	067965	518.2
	200.00	061300	331.6		600.00	000100	306.4
	400.00	017400	4.0		600.00	009100	77.3
	400.00	061300	354.9		600.00	067965	575.0
	450.00	054875	105.9		625.00	000100	674.9
	525.00	000100	61.6		650.00	000100	342.8
	525.00	054875	133.6		670.44	000100	754.6
	550.00	054875	175.4		700.00	000100	778.9
	600.00	024500	25.2		825.00	000100	1.9
	600.00	064170	144.2		900.00	021300	20.0
	650.00	000100	4.5				
	700.00	020800	3.8	Wtd. Avg. Base & Total Tons	373.51 d/		75,658.4
	800.00	017200	11.9	Mission	120.00	002200	75.7
	873.00	000100	2.2		900.00	000100	8.3
	1,100.00	024500	0.9				
Wtd. Avg. Base & Total Tons	358.85		1,731.8	Wtd. Avg. Base & Total Tons	197.07		84.0
Mataro *	550.00	059700	110.5	Muscat Hamburg *	700.00	000100	75.8
	950.00	000100	4.9		1,200.00	000100	17.5
	950.00	017800	6.6				
	1,000.00	000100	2.2	Wtd. Avg. Base & Total Tons	793.78		93.3
	1,100.00	000100	1.8	Nero D'Avola *	776.00	000100	1.9
	1,100.00	024300	1.0	Wtd. Avg. Base & Total Tons	776.00		1.9
Wtd. Avg. Base & Total Tons	606.14		127.0	Petit Verdot	110.00	000100	54.5
Merlot	5.00 c/	032200	101.3		150.00	000100	2.0
	100.00	000100	24.0		175.00	000100	623.3
	120.00	000100	2,239.7		280.00	009100	59.5
	120.00	002200	3,174.9		400.00	017400	4.0
	125.00	000100	1,492.1		400.00	056900	19.6
	130.00	020600	268.7		450.00	000100	148.3
	150.00	000100	1,443.9		500.00	000100	181.1
	150.00	020700	3,119.7		500.00	070410	505.5
	150.00	054875	31.2		500.00	070542	173.1
	150.00	067959	5.8		525.00	000100	61.0
	150.00	067965	2.2		550.00	000100	87.4
	200.00	000100	2,416.3		600.00	000100	80.0
	200.00	009100	34.5		650.00	017800	444.0
	200.00	017200	2.0		800.00	000100	2.3
	200.00	020700	2,558.4		800.00	017400	2.4
	200.00	059590	342.9		1,600.00	021300	3.5
	225.00	000100	2,035.4	Wtd. Avg. Base & Total Tons	434.07		2,451.5
	250.00	000100	1,597.4	Petite Sirah	5.00 c/	032500	54.2
	250.00	024300	8.5		120.00	002200	182.7
	250.00	024600	3,067.2		150.00	000100	6.6
	300.00	000100	673.2		150.00	045600	131.8
	300.00	020800	75.1		150.00	067550	3.1
	300.00	028000	14.4		200.00	000100	2.1
	300.00	046000	159.5		200.00	056900	76.6
	300.00	059950	37.4		250.00	000100	180.4
	325.00	009100	152.0		300.00	000100	6.5
	350.00	000100	9,138.3		300.00	016680	1,106.2
	350.00	046000	663.2		300.00	025100	4.0
	400.00	000100	2,926.1		350.00	000100	6.7
	400.00	020700	1,047.9		350.00	009100	121.5
	400.00	046000	636.0		350.00	056900	574.1
	400.00	047500	1,176.4		400.00	000100	1,944.1
	400.00	056900	187.2		400.00	056900	173.4
	414.64	000100	68.7		450.00	000100	12.1
	414.64	017000	991.2		450.00	017800	2.8
	414.64	049000	459.6		450.00	056900	118.3
	414.64	056900	249.9		500.00	000100	951.2
	427.70	000100	550.4		500.00	013800	12.6
	435.31	017000	750.0		500.00	017200	46.8
	450.00	000100	5,097.1		500.00	056900	879.9
	450.00	021000	42.3		500.00	070655	1,643.2
	450.00	046000	203.2				
	450.00	047300	155.0				

TABLE 8: BASE PRICE PAID TO GROWERS FOR GRAPES CRUSHED AND DELIVERED TO CALIFORNIA PROCESSORS FROM THE 2007 CROP WITH BRIX FACTORS AND PURCHASED TONNAGE, BY TYPE, VARIETY, REPORTING DISTRICT WHERE GROWN, AND WEIGHTED AVERAGE BASE PRICE.

District, Type, and Variety	Base Price Per Ton	Brix Factors	Tons
	Dollars	Code a/	

District, Type, and Variety	Base Price Per Ton	Brix Factors	Tons
	Dollars	Code a/	

DISTRICT 11 (Cont'd.)

Petite Sirah (Cont'd.)	525.00	020800	203.4
	525.00	056900	207.1
	550.00	000100	542.0
	550.00	056900	413.1
	580.00	056900	2,571.4
	580.04	052500	608.5
	600.00	000100	485.3
	600.00	013600	39.1
	600.00	017200	21.6
	600.00	024500	2,017.2
	600.00	024800	68.0
	609.84	000100	444.9
	626.17	000100	174.4
	650.00	000100	5.6
	650.00	021900	6.0
	700.00	022800	69.2
	700.00	067550	75.0
	750.00	000100	373.5
	800.00	000100	112.0
	800.00	022800	202.9
	800.00	067550	139.9
	860.00	024500	1.5
	900.00	000100	547.9
	900.00	017400	3.4
	900.00	029125	7.5
	928.67	000100	15.5
	950.00	000100	3.0
	950.00	017600	2.8
	1,000.00	000100	6.8
	1,000.00	021500	1.0
	1,100.00	000100	5.5
	1,200.00	000100	1.0
Wtd. Avg. Base & Total Tons	523.53 d/		17,616.9
Pinot Noir	400.00	000100	243.5
	500.00	000100	1,443.0
	500.00	016680	518.3
	600.00	000100	254.6
	600.00	046000	351.5
	800.00	000100	185.2
	800.00	028000	20.1
	800.00	056900	207.4
	900.00	026800	35.4
	1,000.00	005700	2.2
	1,000.00	013800	102.1
	1,000.00	020800	15.8
	2,700.00	000100	3.2
Wtd. Avg. Base & Total Tons	571.35		3,382.3
Pinotage	150.00	000100	20.6
Wtd. Avg. Base & Total Tons	150.00		20.6
Primitivo	175.00	017000	401.5
	825.00	017800	7.3
	900.00	021000	13.4
Wtd. Avg. Base & Total Tons	209.25		422.2
Refosco *	175.00	019000	491.7
Wtd. Avg. Base & Total Tons	175.00		491.7
Rubired *	175.00	000100	320.3
	250.00	000100	234.5
Wtd. Avg. Base & Total Tons	206.70		554.8
Ruby Cabernet	200.00	009100	18.8
	350.00	052500	354.5
	400.00	024500	4.6
Wtd. Avg. Base & Total Tons	343.15		377.9
Sangiovese *	120.00	002200	64.8
	300.00	019000	533.2

	350.00	017800	7.4
	375.00	017200	49.1
	400.00	000100	2.4
	400.00	009100	16.6
	425.00	000100	50.9
	450.00	000100	183.4
	450.00	052500	863.5
	650.00	000100	24.4
	700.00	011300	3.0
	1,100.00	000100	4.1
	1,300.00	021200	11.1
Wtd. Avg. Base & Total Tons	400.23		1,813.9
Souzao	425.00	000100	124.4
	750.00	017800	7.6
	760.00	000100	6.1
	950.00	017400	1.0
	1,100.00	000100	1.3
Wtd. Avg. Base & Total Tons	467.14		140.4
Syrah *	110.00	000100	80.8
	120.00	000100	97.6
	120.00	002200	172.0
	130.00	020600	263.8
	150.00	020700	178.0
	175.00	009100	120.8
	200.00	000100	1,265.8
	225.00	009525	9.0
	250.00	000100	2,205.3
	250.00	064800	2,998.1
	275.00	000100	25.9
	300.00	000100	1,809.5
	300.00	017200	2.0
	350.00	056900	135.4
	350.00	059700	95.9
	375.00	000100	348.6
	400.00	000100	371.4
	400.00	064800	146.7
	410.42	000100	133.4
	419.72	064800	58.2
	425.00	000100	879.5
	450.00	000100	1,726.1
	450.00	024800	49.9
	450.00	059700	152.6
	450.00	064800	1,150.2
	450.00	070400	70.3
	500.00	013800	112.7
	500.00	017200	42.4
	500.00	064800	471.3
	512.64	000100	36.4
	525.00	000100	259.1
	550.00	000100	201.0
	550.00	024300	3.0
	550.00	070655	374.1
	575.00	000100	112.4
	600.00	013600	52.8
	600.00	024500	6.5
	650.00	000100	49.3
	700.00	000100	209.9
	700.00	017800	14.1
	700.00	067550	5.4
	791.00	000100	563.3
	800.00	025100	8.8
	850.00	000100	1.4
	1,100.00	000100	33.4
	1,208.00	000100	110.6
	2,000.00	000100	23.6
Wtd. Avg. Base & Total Tons	363.67		17,238.3
Tannat	550.00	000100	176.6
	700.00	070740	38.6
	950.00	000100	4.1
	1,050.00	017600	2.7
Wtd. Avg. Base & Total Tons	589.55		222.0
Tempranillo *	150.00	000100	1.1
	350.00	000100	6.7

TABLE 8: BASE PRICE PAID TO GROWERS FOR GRAPES CRUSHED AND DELIVERED TO CALIFORNIA PROCESSORS FROM THE 2007 CROP WITH BRIX FACTORS AND PURCHASED TONNAGE, BY TYPE, VARIETY, REPORTING DISTRICT WHERE GROWN, AND WEIGHTED AVERAGE BASE PRICE.

District, Type, and Variety	Base Price Per Ton	Brix Factors	Tons	District, Type, and Variety	Base Price Per Ton	Brix Factors	Tons
	Dollars	Code a/			Dollars	Code a/	
DISTRICT 11 (Cont'd.)							
Tempranillo * (Cont'd.)	350.00	017800	2.4		325.00	000100	1,155.6
	400.00	000100	153.6		325.00	036800	801.5
	400.00	011500	0.3		345.31	000100	329.4
	550.00	000100	160.0		350.00	000100	30,620.9
	550.00	059700	136.8		350.00	007600	1,749.0
	650.00	011500	0.8		350.00	007650	309.2
	650.00	021900	3.0		350.00	011100	19.7
	700.00	000100	25.0		350.00	036800	12,063.7
	800.00	000100	4.5		355.00	000100	4,714.8
	800.00	017200	19.0		367.00	007600	1,221.9
	800.00	024800	0.4		375.00	000100	209.6
	850.00	021900	4.5		375.00	009100	183.2
	950.00	000100	21.1		388.70	000100	360.3
	1,000.00	025100	2.3		400.00	000100	1,685.7
	1,250.00	024500	20.1		400.00	007600	488.0
				400.00	007650	348.2	
				400.00	070740	3,948.6	
				425.00	000100	4.3	
				441.33	000100	1,558.5	
Wtd. Avg. Base & Total Tons	567.19		561.6	450.00	000100	16.5	
				450.00	020700	371.6	
Teroldego	500.00	000100	191.0	473.60	013600	135.9	
				495.00	000100	15.6	
Wtd. Avg. Base & Total Tons	500.00		191.0	500.00	000100	1,635.3	
				500.00	013800	196.4	
Tinta Cao	1,100.00	000100	2.2	500.00	024500	1.5	
	1,100.00	027600	0.4	500.00	046000	316.9	
				516.33	000100	1,619.8	
Wtd. Avg. Base & Total Tons	1,100.00		2.6	550.00	000100	1,709.8	
				550.00	025100	5.0	
Touriga Francesca	750.00	000100	1.4	575.00	000100	21.3	
	1,100.00	000100	3.8	600.00	000100	2,966.9	
	1,100.00	027600	1.4	600.00	017000	2.2	
				600.00	022900	4,132.5	
Wtd. Avg. Base & Total Tons	1,025.76		6.6	600.00	024500	7.5	
				600.00	030400	5.6	
Touriga Nacional *	150.00	059700	5.5	600.00	064170	198.7	
	500.00	000100	248.3	600.00	067525	3,137.0	
	550.00	000100	25.3	600.00	067959	219.8	
	550.00	059700	160.0	618.75	000100	74.9	
	950.00	000100	10.3	650.00	000100	489.3	
	951.00	000100	1.9	650.00	021500	6.1	
	1,100.00	000100	6.8	650.00	021900	4.5	
				650.00	028300	2.0	
Wtd. Avg. Base & Total Tons	536.92		458.1	650.00	046000	303.4	
				675.00	000100	191.1	
Trousseau *	650.00	000100	1.5	700.00	000100	257.6	
				700.00	002200	26.4	
Wtd. Avg. Base & Total Tons	650.00		1.5	700.00	020800	48.3	
				700.00	064800	949.9	
Zinfandel	5.00 c/	032200	214.9	700.00	067550	422.5	
	100.00	036650	216.1	725.00	000100	15.1	
	120.00	000100	249.7	743.50	000100	855.3	
	120.00	002200	470.2	750.00	000100	311.8	
	150.00	000100	15.6	750.00	014500	50.3	
	150.00	038300	71.3	750.00	024500	192.3	
	150.00	045600	141.4	750.00	026800	48.9	
	150.00	059700	8.1	750.00	064800	101.9	
	150.00	067550	24.3	750.00	067550	214.2	
	150.00	067959	2.7	775.00	000100	358.0	
	161.50	000100	1,604.3	797.00	000100	13.3	
	170.00	000100	189.5	800.00	000100	1,088.3	
	175.00	000100	219.2	800.00	002000	26.8	
	200.00	000100	310.2	800.00	017800	229.1	
	225.00	000100	814.8	800.00	021200	41.2	
	225.00	009100	389.6	800.00	024600	1,173.2	
	250.00	000100	1,107.8	800.00	025100	57.8	
	250.00	024500	5.0	800.00	064800	7,107.5	
	250.00	025100	7.0	800.00	067530	1,217.3	
	250.00	036650	18,167.4	800.00	067550	963.5	
	290.00	000100	19.0	800.26	000100	136.6	
	300.00	000100	5,242.7	804.18	000100	109.1	
	300.00	006250	207.8	816.33	000100	141.4	
	300.00	007600	577.3	825.00	000100	461.6	
	300.00	008390	2,734.5	825.00	017800	8.7	
	300.00	033260	48.2	835.00	000100	195.2	
	300.00	033600	1,152.4	850.00	000100	497.0	
	300.00	034050	1,093.5	850.00	021000	56.1	
	300.00	035400	3,363.6	850.00	067550	211.9	
	300.00	036800	15,050.0	881.43	000100	1,782.3	
	300.00	038130	2,677.4	882.83	000100	169.0	

TABLE 8: BASE PRICE PAID TO GROWERS FOR GRAPES CRUSHED AND DELIVERED TO CALIFORNIA PROCESSORS FROM THE 2007 CROP WITH BRIX FACTORS AND PURCHASED TONNAGE, BY TYPE, VARIETY, REPORTING DISTRICT WHERE GROWN, AND WEIGHTED AVERAGE BASE PRICE.

District, Type, and Variety	Base Price Per Ton	Brix Factors	Tons
	Dollars	Code a/	

District, Type, and Variety	Base Price Per Ton	Brix Factors	Tons
	Dollars	Code a/	

DISTRICT 11 (Cont'd.)

Zinfandel (Cont'd.)	900.00	000100	618.0
	900.00	021000	5.1
	900.00	021200	14.0
	900.00	025100	3.9
	900.00	026900	51.6
	900.00	064800	69.0
	900.00	067550	262.4
	920.00	024600	8.2
	925.00	000100	63.9
	927.25	000100	255.2
	950.00	000100	134.4
	1,000.00	000100	271.8
	1,000.00	002200	45.0
	1,000.00	013600	4.0
	1,000.00	021500	9.8
	1,073.95	021500	4.4
	1,100.00	000100	74.3
	1,100.00	020800	28.6
	1,100.00	067550	14.8
	1,200.00	000100	51.1
	1,200.00	014500	71.2
	1,245.00	000100	3.9
	1,300.00	014000	14.9
	1,475.00	000100	7.4
	1,500.00	000100	3.3
	2,000.00	000100	10.6

Wtd. Avg. Base & Total Tons 414.29 d/ 157,594.9

Other Red b/	120.00	002200	54.7
	150.00	000100	39.7
	800.00	017400	1.9
	1,100.00	021000	0.5

Wtd. Avg. Base & Total Tons 150.71 96.8

DISTRICT 12

RAISIN GRAPES

Thompson Seedless	150.00	000100	134.9
	150.00	007050	184.5
	151.50	000100	29.1

Wtd. Avg. Base & Total Tons 150.13 348.5

WINE GRAPES (WHITE)

Burger *	125.00	000100	1,381.1
	175.00	005000	746.8
	190.00	032900	1,413.9
	200.00	033100	1,091.4

Wtd. Avg. Base & Total Tons 170.56 4,633.2

Chardonnay *	150.00	001900	23.5
	250.00	000100	7,481.7
	250.00	015500	11,942.0
	275.00	001900	813.3
	300.00	000100	3,832.6
	300.00	015300	808.2
	300.00	028600	833.0
	300.00	048410	114.1
	300.00	054300	941.0
	305.71	000100	1,107.8
	325.00	000100	2,700.7
	325.00	048400	288.3
	350.00	000100	2,841.4
	350.00	013600	926.6
	350.00	043900	1,347.6
	350.00	047500	1,760.1
	400.00	000100	181.2
	400.00	018900	519.0
	450.00	000100	256.8
	450.00	043900	740.8
	450.00	046000	1,203.9
	500.00	000100	1,650.1
	750.00	000100	363.6

Wtd. Avg. Base & Total Tons 307.58 42,677.3

Chenin Blanc 250.00 038110 2,291.7

Wtd. Avg. Base & Total Tons 250.00 2,291.7

French Colombard	175.00	001600	225.4
	175.00	009650	1,105.1
	175.00	010600	6,886.3
	225.00	009100	5,740.7
	250.00	000100	65.9
	252.50	000100	41.7
	280.00	009100	274.3

Wtd. Avg. Base & Total Tons 197.60 14,339.4

Gewurztraminer 450.00 000100 1,291.0

Wtd. Avg. Base & Total Tons 450.00 1,291.0

Malvasia Bianca *	225.00	000100	1,349.3
	250.00	001000	73.2
	250.00	009550	564.4
	275.00	007600	337.1
	275.00	035000	435.3
	335.00	009100	238.9
	350.00	059700	167.4

Wtd. Avg. Base & Total Tons 257.15 3,165.6

Muscat Blanc *	300.00	000100	33.0
	450.00	017000	376.1

Wtd. Avg. Base & Total Tons 437.90 409.1

Muscat Orange	350.00	042700	505.6
	500.00	000100	33.4
	500.00	042700	119.9

Wtd. Avg. Base & Total Tons 384.90 658.9

Pinot Gris *	350.00	000100	3,334.3
	400.00	000100	5,911.9
	500.00	000100	4,082.1
	600.00	000100	27.0
	600.00	009100	20.2
	600.00	038700	497.1
	600.00	040780	25.9
	625.00	000100	287.4

Wtd. Avg. Base & Total Tons 429.62 14,185.9

Sauvignon Blanc	120.00	000100	23.3
	200.00	000100	386.3
	207.89	000100	70.7
	298.39	000100	318.4
	300.00	000100	1,209.5
	300.00	012175	1,492.9
	300.00	041800	4,101.6
	450.00	012300	374.7

Wtd. Avg. Base & Total Tons 300.80 7,977.4

Symphony	120.00	001400	203.4
	400.00	011000	221.1

Wtd. Avg. Base & Total Tons 265.84 424.5

Viognier	300.00	015300	1,501.4
	300.00	069340	66.1
	400.00	064800	312.3
	1,300.00	020600	8.0

Wtd. Avg. Base & Total Tons 320.78 1,887.8

White Riesling *	400.00	009100	23.0
	400.00	010650	1,039.6
	500.00	010650	816.5

Wtd. Avg. Base & Total Tons 443.45 1,879.1

TABLE 8: BASE PRICE PAID TO GROWERS FOR GRAPES CRUSHED AND DELIVERED TO CALIFORNIA PROCESSORS FROM THE 2007 CROP WITH BRIX FACTORS AND PURCHASED TONNAGE, BY TYPE, VARIETY, REPORTING DISTRICT WHERE GROWN, AND WEIGHTED AVERAGE BASE PRICE.

District, Type, and Variety	Base Price Per Ton	Brix Factors	Tons	District, Type, and Variety	Base Price Per Ton	Brix Factors	Tons
	Dollars	Code a/			Dollars	Code a/	
DISTRICT 12 (Cont'd.)							
WINE GRAPES (RED)							
Aglianico	1,476.58	024500	47.3		1,260.62	024500	37.1
Wtd. Avg. Base & Total Tons	1,476.58		47.3	Wtd. Avg. Base & Total Tons	237.70		4,735.3
Alicante Bouschet *	350.00	009100	24.8	Malbec	500.00	000100	46.5
	400.00	024500	3.0	Wtd. Avg. Base & Total Tons	500.00		46.5
Wtd. Avg. Base & Total Tons	355.40		27.8	Mataro *	120.00	002200	28.7
Barbera	175.00	018900	1,007.8		150.00	054875	6.8
	450.00	052500	974.6		500.00	054875	112.0
Wtd. Avg. Base & Total Tons	310.20		1,982.4		1,886.84	024500	28.2
Cabernet Sauvignon	120.00	000100	477.0	Wtd. Avg. Base & Total Tons	646.97		175.7
	120.00	002200	785.7	Merlot	120.00	000100	524.3
	150.00	000100	175.1		120.00	001400	80.0
	150.00	022600	111.6		120.00	002200	2,919.5
	175.00	000100	193.9		125.00	000100	1,420.7
	190.00	067525	540.5		150.00	000100	219.9
	190.36	000100	1,031.6		150.00	002200	181.3
	190.36	015200	271.1		150.00	020700	278.8
	190.36	022600	1,009.0		159.30	020700	5,764.5
	200.00	000100	2,058.8		175.00	022900	7.4
	200.00	009100	277.4		200.00	000100	1,334.1
	200.00	022600	801.3		200.00	009100	21.5
	200.00	067525	913.2		200.00	020700	64.0
	239.89	000100	417.2		200.00	069340	1,572.5
	250.00	000100	3,576.8		250.00	000100	1,039.7
	250.00	024600	1,449.0		250.00	022800	964.7
	250.00	064800	389.3		300.00	020700	3,143.9
	275.00	002300	877.0		350.00	000100	349.2
	275.00	024400	839.6		350.00	016680	216.7
	325.00	009100	137.5		350.00	017000	448.3
	342.36	000100	72.8		350.00	046000	124.0
	350.00	000100	129.8		350.00	047500	2,110.5
	350.00	020800	261.1		400.00	000100	772.9
	350.00	021000	686.7		400.00	024400	1,970.8
	350.00	047500	958.7		400.00	069240	235.0
	350.00	054200	4,855.8		450.00	000100	775.3
	350.00	056900	146.4		450.00	016680	123.6
	400.00	000100	713.1		450.00	052500	151.7
	422.40	000100	983.8		487.50	017000	91.1
	450.00	000100	146.0	Wtd. Avg. Base & Total Tons	241.97		26,905.9
	1,500.00	024500	2.0	Montepulciano	730.56	022700	157.5
Wtd. Avg. Base & Total Tons	269.28		25,288.8	Wtd. Avg. Base & Total Tons	730.56		157.5
Carignane	120.00	001400	53.6	Muscat Hamburg *	700.00	000100	125.2
	120.00	020800	12.0	Wtd. Avg. Base & Total Tons	700.00		125.2
	150.00	038300	177.2	Negroamaro	2,041.39	000100	3.5
	175.00	016800	79.9	Wtd. Avg. Base & Total Tons	2,041.39		3.5
	200.00	009100	20.6	Nero D'Avola *	700.00	000100	56.0
	250.00	017200	781.0		850.00	000100	12.7
Wtd. Avg. Base & Total Tons	220.41		1,124.3	Wtd. Avg. Base & Total Tons	727.73		68.7
Counoise	892.77	000100	7.9	Petit Verdot	175.00	000100	738.4
Wtd. Avg. Base & Total Tons	892.77		7.9		500.00	000100	154.7
Dornfelder	300.00	016990	1,247.4		947.73	000100	21.6
Wtd. Avg. Base & Total Tons	300.00		1,247.4	Wtd. Avg. Base & Total Tons	248.21		914.7
Freisa	1,153.01	000100	6.1	Petite Sirah	120.00	002200	563.0
Wtd. Avg. Base & Total Tons	1,153.01		6.1		175.00	000100	1,266.2
Grenache *	160.00	000100	102.9		400.00	000100	857.5
	175.00	001000	2,765.0		440.00	069475	9.5
	200.00	000100	173.5	Wtd. Avg. Base & Total Tons	280.75		3,246.4
	325.00	018900	1,636.7	Pinot Noir	400.00	000100	448.1
	500.00	000100	4.1		500.00	000100	644.0
	550.00	000100	8.0		500.00	041700	10.1
	675.00	000100	8.0		800.00	000100	54.6

TABLE 8: BASE PRICE PAID TO GROWERS FOR GRAPES CRUSHED AND DELIVERED TO CALIFORNIA PROCESSORS FROM THE 2007 CROP WITH BRIX FACTORS AND PURCHASED TONNAGE, BY TYPE, VARIETY, REPORTING DISTRICT WHERE GROWN, AND WEIGHTED AVERAGE BASE PRICE.

District, Type, and Variety	Base Price Per Ton	Brix Factors	Tons
	Dollars	Code a/	

District, Type, and Variety	Base Price Per Ton	Brix Factors	Tons
	Dollars	Code a/	

DISTRICT 12 (Cont'd.)

Pinot Noir (Cont'd.)	800.00	056900	570.6
Wtd. Avg. Base & Total Tons	582.64		1,727.4
Rubired *	175.00	000100	840.2
	193.67	000100	65.5
	200.00	000100	2,218.6
	220.00	000100	192.3
	220.00	020700	3,357.8
	225.00	020600	87.8
Wtd. Avg. Base & Total Tons	207.66		6,762.2
Ruby Cabernet	120.00	000100	239.6
	120.00	001400	713.3
	175.00	000100	687.1
	200.00	000100	275.7
	200.00	016800	1,189.8
	200.00	067525	1,392.6
	350.00	056900	112.1
	800.00	067965	63.7
Wtd. Avg. Base & Total Tons	191.79		4,673.9
Sagrantino	808.19	024500	35.6
Wtd. Avg. Base & Total Tons	808.19		35.6
Sangiovese *	1,000.00	000100	1.5
Wtd. Avg. Base & Total Tons	1,000.00		1.5
Syrah *	120.00	002200	1,016.0
	150.00	000100	15.7
	190.00	067525	296.1
	200.00	000100	371.6
	200.00	067525	438.5
	225.00	000100	359.9
	250.00	000100	1,538.4
	275.00	000100	105.7
	300.00	000100	603.3
	350.00	000100	1,175.8
	350.00	017000	212.8
	350.00	064800	106.2
	400.00	000100	283.4
	600.00	017000	24.8
	700.00	000100	45.8
	800.00	020800	226.0
	800.00	067965	122.7
Wtd. Avg. Base & Total Tons	285.28		6,942.7
Tannat	175.00	000100	1,081.9
	250.00	000100	19.9
	700.00	000100	54.6
	991.92	000100	66.5
Wtd. Avg. Base & Total Tons	244.08		1,222.9
Tempranillo *	6.50 c/	032400	30.8
	950.00	017400	1.3
Wtd. Avg. Base & Total Tons	950.00 d/		32.1
Tinta Madeira	750.00	000100	1.3
Wtd. Avg. Base & Total Tons	750.00		1.3
Touriga Nacional *	750.00	000100	2.0
	1,338.58	020800	45.0
Wtd. Avg. Base & Total Tons	1,313.53		47.0
Zinfandel	225.00	035010	2,073.6
	250.00	000100	1,954.9
	250.00	006250	2,344.2
	250.00	034600	519.5
	275.00	006250	706.1

	300.00	000100	6,379.4
	300.00	006500	4,568.8
	300.00	007600	109.9
	300.00	033600	2,207.8
	300.00	034050	305.1
	300.00	034600	2,322.8
	300.00	035400	146.1
	325.00	035250	2,180.5
	329.38	000100	573.4
	350.00	000100	6,652.2
	350.00	034600	878.2
	350.00	035000	325.8
	375.00	007600	3,386.0
	400.00	007600	470.7
	450.00	000100	261.1
	700.00	000100	505.6
	900.00	000100	101.9
	1,030.39	000100	2.9
Wtd. Avg. Base & Total Tons	316.82		38,976.5
Other Red b/	241.03	000100	84.4
	1,051.63	000100	6.7
	1,085.68	017000	6.5
	1,233.64	000100	5.7
Wtd. Avg. Base & Total Tons	401.52		103.3

DISTRICT 13

RAISIN GRAPES			
Diamond Muscat	150.00	000600	74.1
Wtd. Avg. Base & Total Tons	150.00		74.1
Dovine	150.00	001400	54.0
	150.00	001600	163.1
	150.00	038300	157.8
	175.00	000100	369.7
Wtd. Avg. Base & Total Tons	162.41		744.6
Fiesta	150.00	000100	26,703.8
	150.00	000600	1,707.1
	150.00	001400	79.2
	150.00	001600	279.9
	150.00	001700	4,001.1
	150.00	038300	3,905.9
	200.00	000100	2,176.8
Wtd. Avg. Base & Total Tons	152.80		38,853.8
Selma Pete	150.00	000100	9.5
	150.00	001400	94.0
	175.00	000100	531.9
Wtd. Avg. Base & Total Tons	170.93		635.4
Thompson Seedless	6.50 c/	032400	26.1
	100.00	000100	44.0
	140.00	001400	564.6
	140.00	001600	1,524.9
	140.00	001700	1,252.2
	150.00	000100	3,124.7
	150.00	001400	51,244.0
	150.00	001600	13,699.1
	150.00	007050	15,128.1
	150.00	009640	258.4
	150.00	013600	1,126.3
	150.00	038300	38,221.6
	150.00	039850	71,781.6
	155.00	000100	75.7
	160.00	001400	951.3
	165.00	001400	2,188.3
	170.00	000100	98.6
	175.00	000100	125.6
	175.00	001400	7,089.2
	175.00	039850	9,802.3
	200.00	000100	1,690.7

TABLE 8: BASE PRICE PAID TO GROWERS FOR GRAPES CRUSHED AND DELIVERED TO CALIFORNIA PROCESSORS FROM THE 2007 CROP WITH BRIX FACTORS AND PURCHASED TONNAGE, BY TYPE, VARIETY, REPORTING DISTRICT WHERE GROWN, AND WEIGHTED AVERAGE BASE PRICE.

District, Type, and Variety	Base Price Per Ton	Brix Factors	Tons	District, Type, and Variety	Base Price Per Ton	Brix Factors	Tons
	Dollars	Code a/			Dollars	Code a/	
DISTRICT 13 (Cont'd.)					350.00	000100	8,007.1
					350.00	056900	1,252.9
Thompson Seedless (Cont'd.)	200.00	001400	5,190.5	Wtd. Avg. Base & Total Tons	287.60		55,507.1
	225.00	000100	549.0	Chenin Blanc	165.00	000100	1,710.8
	275.00	038300	1,394.0		175.00	000100	6,066.4
	300.00	001400	159.5		175.00	000800	27,738.8
	300.00	013400	943.9		175.00	013400	181.4
	300.00	039850	55.2		175.00	038300	66.8
	300.00	042700	2,019.6		200.00	000100	1,002.8
Wtd. Avg. Base & Total Tons	156.39 d/		230,329.0		200.00	000200	8,008.2
					200.00	009100	107.9
TABLE GRAPES					225.00	000100	455.5
Black Monukka	150.00	000100	307.2		225.00	009100	2,328.7
	150.00	038300	181.8		230.00	036800	1,194.6
Wtd. Avg. Base & Total Tons	150.00		489.0		250.00	009100	169.0
Flame Seedless *	6.50 c/	032400	120.4	Wtd. Avg. Base & Total Tons	184.42		49,321.3
	150.00	000100	82.5	French Colombard	80.00	000100	160.2
	150.00	038300	102.2		135.00	000600	4,762.1
Wtd. Avg. Base & Total Tons	150.00 d/		305.1		150.00	000100	5,087.3
Malaga *	150.00	000800	603.4		150.00	001600	1,541.8
	150.00	038300	154.5		150.00	010600	53.9
	150.00	039850	34.2		160.00	000100	145.6
	176.75	000100	22.6		165.00	001600	6,083.3
Wtd. Avg. Base & Total Tons	150.74		814.7		170.00	000100	783.8
Ribier	6.50 c/	032400	24.6		173.90	010700	57.6
Wtd. Avg. Base & Total Tons	0.00 e/		24.6		175.00	000100	31,282.4
Ruby Seedless *	6.50 c/	032400	260.5		175.00	000600	1,358.5
	150.00	038300	1,785.7		175.00	001400	246.2
Wtd. Avg. Base & Total Tons	150.00 d/		2,046.2		175.00	001600	59,505.6
Summer Muscat	150.00	038300	15.5		175.00	007600	28,287.0
Wtd. Avg. Base & Total Tons	150.00		15.5		175.00	010600	121.1
Other Table b/	400.00	000100	5.2		175.00	013400	35.4
Wtd. Avg. Base & Total Tons	400.00		5.2		175.00	038300	9,711.2
					175.00	043240	15,777.8
WINE GRAPES (WHITE)					175.00	045600	18.3
Burger *	175.00	005000	30,642.3		176.25	013400	157.0
Wtd. Avg. Base & Total Tons	175.00		30,642.3		176.75	000100	111.6
Chardonnay *	205.00	000100	584.0		180.00	000100	4,531.1
	240.00	001300	7,842.0		180.00	010570	659.8
	250.00	000100	5,414.2		186.85	000100	303.0
	250.00	001300	492.6		200.00	000100	26,865.3
	250.00	001700	314.3		200.00	001400	1,304.7
	250.00	009000	2,581.9		200.00	001900	151.4
	250.00	009100	258.6		200.00	007600	394.0
	250.00	009700	825.0		200.00	010570	480.4
	250.00	013400	96.3		200.00	010700	27,571.5
	250.00	015300	1,440.8		205.00	000100	772.7
	250.00	015500	609.0		225.00	010700	3,657.7
	250.00	045600	40.5		250.00	010650	1,027.5
	265.93	000100	1,944.1		252.50	000100	412.0
	275.00	001700	502.1		275.00	013600	23.1
	275.00	001900	469.2		300.00	013400	269.6
	300.00	000100	991.6		335.00	009100	20.9
	300.00	012175	351.7	Wtd. Avg. Base & Total Tons	180.83		233,732.4
	300.00	013400	296.5	Malvasia Bianca *	165.00	000100	197.8
	300.00	013600	2,874.9		300.00	000100	233.4
	300.00	015500	1,737.6		300.00	017400	23.6
	300.00	047500	4,137.3		448.63	000100	520.2
	300.00	047600	2,825.3		500.00	000100	4.7
	300.00	050780	6,716.0	Wtd. Avg. Base & Total Tons	352.62		979.7
	318.00	000100	500.4	Muscat Blanc *	225.00	001000	3.5
	325.00	000100	2,401.2		250.00	000100	123.5
					300.00	000100	1,195.0
					300.00	001400	168.2
					350.00	000100	639.8
					350.00	009500	179.0
					375.00	040780	217.2
					400.00	000100	2.2
					450.00	000100	106.6
					500.00	000100	226.7
					550.00	000100	74.9
					600.00	000100	398.4

TABLE 8: BASE PRICE PAID TO GROWERS FOR GRAPES CRUSHED AND DELIVERED TO CALIFORNIA PROCESSORS FROM THE 2007 CROP WITH BRIX FACTORS AND PURCHASED TONNAGE, BY TYPE, VARIETY, REPORTING DISTRICT WHERE GROWN, AND WEIGHTED AVERAGE BASE PRICE.

District, Type, and Variety	Base Price Per Ton	Brix Factors	Tons
	Dollars	Code a/	

District, Type, and Variety	Base Price Per Ton	Brix Factors	Tons
	Dollars	Code a/	

DISTRICT 13 (Cont'd.)

Muscat Blanc * (Cont'd.)	600.00	017400	419.7
	1,050.00	010000	20.6
	1,200.00	000100	1.5
Wtd. Avg. Base & Total Tons	404.14		3,776.8
Muscat Orange	400.00	000100	16.1
	450.00	000100	272.7
	1,200.00	014100	3.2
Wtd. Avg. Base & Total Tons	455.46		292.0
Muscat of Alexandria	120.00	045600	53.7
	150.00	038300	5.0
	166.00	000100	113.5
	175.00	006800	769.3
	175.00	038300	449.2
	175.00	045600	2,978.7
	190.00	000100	75.0
	200.00	000100	1,306.9
	200.00	009100	113.5
	225.00	000100	250.1
	239.00	000100	88.3
	250.00	000100	3,893.3
	250.00	000200	86.4
	250.00	000800	525.1
	250.00	001900	959.7
	250.00	009500	4,750.3
	250.00	050780	3,460.8
	275.00	000100	2,406.4
	275.00	041700	775.0
	300.00	000100	354.0
	300.00	017200	2,957.8
	350.00	000100	127.4
Wtd. Avg. Base & Total Tons	244.09		26,499.4
Palomino *	150.00	000100	14.8
	150.00	000800	441.2
	150.00	013400	22.5
	150.00	038300	117.9
	160.00	001000	745.2
	175.00	039150	395.7
	175.00	039850	46.2
	200.00	001400	592.9
	400.00	000100	8.9
Wtd. Avg. Base & Total Tons	171.12		2,385.3
Pinot Gris *	350.00	012300	848.9
	1,200.00	000100	11.5
Wtd. Avg. Base & Total Tons	361.36		860.4
Sauvignon Blanc	150.00	038300	171.6
	165.00	001600	685.7
	175.00	010700	22.9
	200.00	010700	190.9
	275.00	041500	218.8
	300.00	001400	544.1
	300.00	041600	119.7
	400.00	000100	1,923.3
Wtd. Avg. Base & Total Tons	312.02		3,877.0
Semillon	175.00	016680	412.8
	250.00	039850	67.1
	255.00	000100	378.7
	300.00	009500	786.8
	300.00	039850	480.0
Wtd. Avg. Base & Total Tons	266.13		2,125.4
St. Emilion *	175.00	000100	10.6
Wtd. Avg. Base & Total Tons	175.00		10.6

Symphony	160.00	050780	267.9
	165.00	000100	12.5
	225.00	000100	573.9
	300.00	016800	157.0
	325.00	000100	999.8
	348.41	000100	667.0
	350.00	046000	824.0
Wtd. Avg. Base & Total Tons	304.64		3,502.1
Triplett Blanc	150.00	000100	494.5
	150.00	007600	184.9
	175.00	000100	4,245.1
	175.00	038300	9.9
Wtd. Avg. Base & Total Tons	171.56		4,934.4
Viognier	196.91	000100	162.5
	250.00	013500	220.6
	400.00	000100	2.0
	425.00	020600	177.7
	575.00	000100	421.4
	600.00	000100	4.2
	622.00	013600	41.9
	650.00	000100	6.6
	750.00	000100	0.5
	1,200.00	000100	100.9
	1,200.00	021000	2.3
	1,200.00	024500	9.9
	1,350.00	026700	10.5
Wtd. Avg. Base & Total Tons	507.25		1,161.0
White Riesling *	325.00	013600	86.2
	1,200.00	010900	2.1
Wtd. Avg. Base & Total Tons	345.81		88.3
Other White b/	5.50 c/	032400	606.6
	6.00 c/	032400	735.7
	150.00	038300	50.3
Wtd. Avg. Base & Total Tons	150.00 d/		1,392.6
WINE GRAPES (RED)			
Alicante Bouschet *	6.50 c/	032400	207.7
	100.00	000100	142.3
	150.00	000100	844.9
	200.00	000100	60.3
	225.00	013600	130.4
	250.00	041700	449.5
	300.00	002300	524.7
	330.00	000100	6.9
	353.50	013400	17.7
Wtd. Avg. Base & Total Tons	211.64 d/		2,384.4
Arinarnoa	250.00	000100	584.4
Wtd. Avg. Base & Total Tons	250.00		584.4
Barbera	6.50 c/	032400	117.4
	120.00	018900	323.1
	150.00	000100	5,094.2
	150.00	015200	218.8
	150.00	016900	244.6
	150.00	045600	620.0
	165.00	000100	1,095.0
	175.00	000100	1,443.7
	175.00	002000	484.8
	175.00	016900	623.5
	175.00	017400	260.1
	175.00	018900	7,933.6
	180.00	016800	224.0
	200.00	000100	8,386.6
	215.00	046500	942.9
	225.00	017000	2,081.1
	240.00	000100	875.1

TABLE 8: BASE PRICE PAID TO GROWERS FOR GRAPES CRUSHED AND DELIVERED TO CALIFORNIA PROCESSORS FROM THE 2007 CROP WITH BRIX FACTORS AND PURCHASED TONNAGE, BY TYPE, VARIETY, REPORTING DISTRICT WHERE GROWN, AND WEIGHTED AVERAGE BASE PRICE.

District, Type, and Variety	Base Price Per Ton	Brix Factors	Tons	District, Type, and Variety	Base Price Per Ton	Brix Factors	Tons
	Dollars	Code a/			Dollars	Code a/	
DISTRICT 13 (Cont'd.)							
Barbera (Cont'd.)	250.00	000100	2,173.5		165.00	001000	685.0
	250.00	046200	316.0		175.00	000100	6,731.8
	250.00	046500	32,414.2		175.00	001000	17,983.6
	250.00	047000	2,413.4		175.00	001700	260.5
	400.00	000100	5.3		175.00	002200	149.6
	2,500.00	000100	2.0		180.00	017400	115.2
Wtd. Avg. Base & Total Tons	219.46 d/		68,292.9		185.00	004270	8,056.2
Cabernet Franc	200.00	000100	36.7		200.00	019100	2,310.7
					220.00	000100	2,131.4
Wtd. Avg. Base & Total Tons	200.00		36.7	Wtd. Avg. Base & Total Tons	250.00	000100	2,593.9
Cabernet Sauvignon	5.50 c/	032400	214.3		275.00	013600	33.2
	120.00	018900	1,812.0		350.00	000100	0.1
	150.00	000100	2,583.2	Mataro *	600.00	000100	1.0
	150.00	017200	95.6				
	150.00	022600	1,895.1	Wtd. Avg. Base & Total Tons	577.27		1.1
	150.00	059700	496.5	Merlot	120.00	000100	824.5
	175.00	020800	1,574.4		120.00	020700	3,584.1
	200.00	000100	2,909.3		120.00	022900	448.9
	232.31	000100	1,562.6		140.00	000100	138.6
	237.50	020800	891.0		140.00	001700	175.9
	250.00	021000	1,194.8		150.00	000100	5,094.9
	250.00	022600	446.9		150.00	001700	99.3
	300.00	000100	71.0		150.00	017400	309.5
	300.00	046300	2,174.8		150.00	020700	1,000.8
300.00	046800	25,678.4	150.00		021000	0.9	
300.00	059700	3,010.4	150.00		059590	1,110.9	
350.00	059700	628.0	150.00		059700	33.1	
Wtd. Avg. Base & Total Tons	262.01 d/		47,238.3		175.00	000100	150.9
Carignane	6.50 c/	032400	491.5		175.00	020700	376.2
	120.00	000100	559.5	180.00	000100	193.9	
	125.00	000100	48.0	200.00	000100	5,433.8	
	150.00	016800	287.8	200.00	009100	469.7	
	150.00	017000	172.2	250.00	000100	672.3	
	150.00	045600	42.3	250.00	020700	1,362.9	
	175.00	016800	2,952.0	250.00	020800	638.9	
	175.00	020800	1,868.9	285.00	000100	889.2	
	200.00	046500	574.1	300.00	021000	648.4	
	250.00	000100	175.4	300.00	046300	4,527.3	
	250.00	008100	2,804.9	300.00	046800	9,876.4	
	250.00	017200	3,965.9	300.00	048050	196.8	
	300.00	013600	46.2	300.00	059700	4,639.6	
	Wtd. Avg. Base & Total Tons	211.70 d/		13,988.7	325.00	067190	92.7
Carnelian	6.50 c/	032400	273.0	350.00	002300	832.4	
	150.00	000100	2,496.6	350.00	020700	131.9	
	175.00	000100	89.7	450.00	059700	880.0	
	200.00	046500	3,987.8	450.00	009100	4.4	
Wtd. Avg. Base & Total Tons	180.67 d/		6,847.1	Wtd. Avg. Base & Total Tons	237.48	44,839.1	
Centurian	120.00	002200	847.9	Mission	6.50 c/	032400	21.4
	150.00	017200	90.1		150.00	045600	81.4
Wtd. Avg. Base & Total Tons	122.88		938.0		175.00	046500	5,413.4
Cinsaut *	120.00	002300	173.4		200.00	001900	965.9
					201.25	001700	92.5
Wtd. Avg. Base & Total Tons	120.00		173.4	300.00	000100	9.3	
Gamay (Napa) *	150.00	015150	309.8	Wtd. Avg. Base & Total Tons	178.92 d/		6,583.9
	300.00	000100	773.5	Muscat Hamburg *	400.00	000100	3.9
	1,200.00	013100	3.1		450.00	000100	29.4
	Wtd. Avg. Base & Total Tons	259.79		1,086.4	Wtd. Avg. Base & Total Tons	444.14	33.3
Grenache *	6.50 c/	032400	162.3	Nebbiolo	353.50	000100	4.9
	150.00	017400	18.6		450.00	000100	9.2
	150.00	045600	21.1	Wtd. Avg. Base & Total Tons	416.46		14.1
	155.00	000100	1,198.5	Petite Sirah	165.00	000100	129.9
	155.00	001700	51.0		175.00	017400	157.5
	160.00	045600	3,033.4		200.00	000100	97.6
			350.00		000100	3.1	
				1,800.00	024800	1.8	
				Wtd. Avg. Base & Total Tons	186.82	389.9	

TABLE 8: BASE PRICE PAID TO GROWERS FOR GRAPES CRUSHED AND DELIVERED TO CALIFORNIA PROCESSORS FROM THE 2007 CROP WITH BRIX FACTORS AND PURCHASED TONNAGE, BY TYPE, VARIETY, REPORTING DISTRICT WHERE GROWN, AND WEIGHTED AVERAGE BASE PRICE.

District, Type, and Variety	Base Price Per Ton	Brix Factors	Tons	District, Type, and Variety	Base Price Per Ton	Brix Factors	Tons
	Dollars	Code a/			Dollars	Code a/	
DISTRICT 13 (Cont'd.)				Souzao	600.00	000100	15.0
					700.00	000100	8.7
Pinot Noir	700.00	000100	30.0	Wtd. Avg. Base & Total Tons	636.71		23.7
	700.00	013400	29.7				
	800.00	001700	95.5	Syrah *	120.00	000100	3,040.4
	1,000.00	013800	23.0		150.00	000100	224.9
Wtd. Avg. Base & Total Tons	792.31		178.2		150.00	017400	85.5
Primitivo	350.00	000100	4.4		163.69	000100	914.9
Wtd. Avg. Base & Total Tons	350.00		4.4		163.69	020700	1,119.4
Royalty	200.00	000100	448.1		165.00	000100	2,457.3
Wtd. Avg. Base & Total Tons	200.00		448.1		175.00	000100	1,777.7
Rubired *	175.00	000100	518.3		175.00	017400	396.7
	175.00	041500	2,433.0		175.00	020700	532.9
	175.00	045600	1,871.6		175.00	020800	7,488.1
	200.00	000100	4,093.2		192.12	000100	1,427.7
	200.00	001300	833.6		200.00	000100	396.0
	200.00	001900	175.3		200.00	020700	620.8
	200.00	013000	4,965.3		227.25	000100	118.1
	200.00	017400	675.6		250.00	000100	1,741.5
	200.00	019100	6,529.0		250.00	020700	308.5
	200.00	059700	2,770.4		250.00	021000	913.9
	205.00	000100	1,260.3		275.00	002200	831.0
	210.00	000100	25.1		300.00	000100	868.2
	220.00	000100	64,540.4		300.00	021200	1,182.3
	225.00	038700	26.0		300.00	046800	806.0
	250.00	000100	171.2		312.00	021200	129.7
	250.00	020800	1,194.4		313.00	029300	220.9
	250.00	046500	2,553.1		328.00	021200	44.5
	250.00	059700	6,999.5		350.00	000100	3.4
	265.00	000100	798.1		350.00	059700	1,326.4
	300.00	046000	1,200.8		375.00	014100	106.1
Wtd. Avg. Base & Total Tons	218.29		103,634.2	Wtd. Avg. Base & Total Tons	208.83		30,037.3
Ruby Cabernet	75.00	000100	155.1	Tempranillo *	6.50 c/	032400	199.4
	80.00	000100	72.0		120.00	000100	1,080.3
	120.00	000100	149.3		150.00	045600	81.1
	120.00	022900	433.1		275.00	046000	472.1
	150.00	045600	62.1		300.00	002300	422.8
	175.00	000100	469.2		465.00	000100	13.9
	175.00	016900	211.9	Wtd. Avg. Base & Total Tons	195.60 d/		2,269.6
	175.00	022900	1,665.6	Tinta Cao	600.00	000100	2.4
	200.00	000100	2,970.8		700.00	000100	1.5
	200.00	016900	2,344.4	Wtd. Avg. Base & Total Tons	638.46		3.9
	200.00	017200	798.5	Tinta Madeira	300.00	000100	9.6
	200.00	046500	426.4		700.00	000100	48.8
	200.00	059700	2,888.0	Wtd. Avg. Base & Total Tons	634.25		58.4
	205.00	000100	1,042.5	Touriga Nacional *	600.00	000100	12.9
	215.00	001700	373.2		700.00	000100	13.0
	225.00	000100	651.0	Wtd. Avg. Base & Total Tons	650.19		25.9
	227.25	000100	164.3	Zinfandel	150.00	000100	15.5
	235.00	000100	761.0		185.00	034050	265.7
	235.00	069950	131.7		200.00	000500	4,700.7
	250.00	000100	2,196.2		200.00	033660	1,102.1
	250.00	002300	2,137.7		205.00	000100	831.6
	250.00	017200	5,131.4		225.00	000100	3,274.5
	250.00	046500	14,143.8		225.00	000400	339.3
	250.00	059700	5,125.9		225.00	000500	313.4
	300.00	000100	158.1		225.00	000800	111.8
	348.25	000100	212.1		225.00	005350	301.2
	350.00	000100	323.2		225.00	006300	424.6
	350.00	046000	2,397.7		225.00	033660	9,894.0
	400.00	013600	159.6		225.00	034050	9,163.8
Wtd. Avg. Base & Total Tons	238.75		47,755.8		235.00	000100	335.0
Sangiovese *	150.00	000100	661.8		246.84	005300	151.8
Wtd. Avg. Base & Total Tons	150.00		661.8		246.84	005350	9,201.5
Segalin	250.00	000100	339.0		246.84	033280	3,774.1
Wtd. Avg. Base & Total Tons	250.00		339.0		246.84	033900	322.4
					250.00	000100	4,738.5

TABLE 8: BASE PRICE PAID TO GROWERS FOR GRAPES CRUSHED AND DELIVERED TO CALIFORNIA PROCESSORS FROM THE 2007 CROP WITH BRIX FACTORS AND PURCHASED TONNAGE, BY TYPE, VARIETY, REPORTING DISTRICT WHERE GROWN, AND WEIGHTED AVERAGE BASE PRICE.

District, Type, and Variety	Base Price Per Ton	Brix Factors	Tons
	Dollars	Code a/	

District, Type, and Variety	Base Price Per Ton	Brix Factors	Tons
	Dollars	Code a/	

DISTRICT 13 (Cont'd.)

Zinfandel (Cont'd.)	250.00	005350	20,819.3
	250.00	006250	92.7
	250.00	033290	4,801.2
	250.00	034105	6,154.7
	262.50	000100	908.3
	275.00	000400	1,437.2
	275.00	004920	1,214.0
	275.00	034600	2,786.3
	300.00	000100	4,225.6
	300.00	005350	987.3
	300.00	006400	4,484.2
	310.00	017400	126.6
	400.00	000100	5.3
	450.00	000100	483.7
	850.00	000100	70.4
Wtd. Avg. Base & Total Tons	247.85		97,858.3
Other Red b/	5.50 c/	032200	217.0
	5.50 c/	032250	11.8
	5.50 c/	032400	6,502.0
	6.00 c/	032400	2,596.9
	6.50 c/	032400	281.2
	100.00	000100	102.0
	150.00	000100	285.7
	150.00	038300	37.5
	150.00	045600	32.7
	275.00	013600	60.4
	350.00	000100	22.8
Wtd. Avg. Base & Total Tons	162.96 d/		10,150.0

DISTRICT 14

RAISIN GRAPES

Thompson Seedless	139.10	003900	6,821.7
	150.00	000100	877.1
	150.00	001400	1,403.6
	150.00	003900	11,974.2
	150.00	007050	1,284.0
	150.00	017000	241.5
	150.00	038300	1,296.7
	175.00	001600	504.8
Wtd. Avg. Base & Total Tons	147.47		24,403.6

TABLE GRAPES

Autumn Royal	132.60	003900	386.2
Wtd. Avg. Base & Total Tons	132.60		386.2
Calmeria	133.90	003900	119.6
Wtd. Avg. Base & Total Tons	133.90		119.6
Christmas Rose	133.25	003900	104.1
Wtd. Avg. Base & Total Tons	133.25		104.1
Crimson Seedless *	135.20	003900	2,481.9
Wtd. Avg. Base & Total Tons	135.20		2,481.9
Emerald Seedless *	134.55	003900	364.4
Wtd. Avg. Base & Total Tons	134.55		364.4
Emperor	134.55	003900	10.2
Wtd. Avg. Base & Total Tons	134.55		10.2
Flame Seedless *	144.95	003900	412.6
	149.50	003900	2,664.2
	150.00	038300	312.0
Wtd. Avg. Base & Total Tons	148.99		3,388.8

Flame Tokay	141.05	003900	98.0
Wtd. Avg. Base & Total Tons	141.05		98.0
Italia *	139.75	003900	117.2
	148.20	003900	10.3
Wtd. Avg. Base & Total Tons	140.43		127.5
Perlette	149.50	003900	52.0
Wtd. Avg. Base & Total Tons	149.50		52.0
Princess *	148.20	003900	472.2
Wtd. Avg. Base & Total Tons	148.20		472.2
Red Globe *	6.50 c/	032400	97.1
	100.00	000100	564.3
	135.85	003900	5,328.5
Wtd. Avg. Base & Total Tons	132.42 d/		5,989.9
Ruby Seedless *	137.80	003900	61.5
	142.35	003900	901.2
Wtd. Avg. Base & Total Tons	142.06		962.7
Other Table b/	100.00	009000	195.2
	132.60	003900	2,316.9
	135.85	003900	443.7
	136.50	003900	475.6
Wtd. Avg. Base & Total Tons	131.71		3,431.4

WINE GRAPES (WHITE)

Burger *	180.99	000100	875.1
	185.00	000100	2,154.5
Wtd. Avg. Base & Total Tons	183.84		3,029.6
Chardonnay *	149.50	003900	31.0
	225.00	011000	4,991.8
	230.33	000100	314.1
	240.00	000100	4,600.2
	240.00	001300	322.3
	250.00	015300	1,350.8
	265.00	001900	77.0
	271.50	000100	294.8
	300.00	000100	6,191.6
	300.00	050780	781.1
	317.50	000100	23.4
	350.00	000100	10,665.2
Wtd. Avg. Base & Total Tons	291.86		29,643.3
Chenin Blanc	137.80	003900	58.7
	150.00	000500	2,005.1
	150.00	038300	45.7
	175.00	000100	9,028.2
	180.00	000100	1,530.6
Wtd. Avg. Base & Total Tons	171.38		12,668.3
Emerald Riesling	170.00	038300	307.7
	325.00	013400	96.5
	350.00	000100	597.4
Wtd. Avg. Base & Total Tons	292.29		1,001.6
French Colombard	124.15	003900	820.6
	175.00	000100	16,266.3
	175.00	001600	6,147.6
	175.00	007600	786.0
	175.00	012400	348.6
	175.00	038300	1,074.6
	200.00	007600	8,940.9
	225.00	001850	20,669.6

TABLE 8: BASE PRICE PAID TO GROWERS FOR GRAPES CRUSHED AND DELIVERED TO CALIFORNIA PROCESSORS FROM THE 2007 CROP WITH BRIX FACTORS AND PURCHASED TONNAGE, BY TYPE, VARIETY, REPORTING DISTRICT WHERE GROWN, AND WEIGHTED AVERAGE BASE PRICE.

District, Type, and Variety	Base Price Per Ton	Brix Factors	Tons	District, Type, and Variety	Base Price Per Ton	Brix Factors	Tons
	Dollars	Code a/			Dollars	Code a/	
DISTRICT 14 (Cont'd.)							
French Colombard (Cont'd.)	242.50	000100	23.8		120.00	020800	393.1
	250.00	010570	3,321.8		150.00	000100	2,561.8
Wtd. Avg. Base & Total Tons	200.10		58,399.8		150.00	017200	265.2
Malvasia Bianca *	225.00	000100	85.0		150.00	022600	1,167.1
	250.00	034600	109.4		155.00	017200	97.7
Wtd. Avg. Base & Total Tons	239.07		194.4		175.00	000100	119.1
Muscat Blanc *	400.00	000100	211.1		275.00	001700	117.4
Wtd. Avg. Base & Total Tons	400.00		211.1		700.00	021000	5.3
Muscat of Alexandria	110.00	000100	66.1	Wtd. Avg. Base & Total Tons	126.88 d/		20,468.7
	141.70	003900	22.7	Carignane	200.00	050780	1,461.5
	150.00	000100	138.9	Wtd. Avg. Base & Total Tons	200.00		1,461.5
	175.00	000100	1,407.5	Carnelian	160.00	000100	615.9
	175.00	038300	521.8		160.00	002200	319.3
	200.00	015300	310.7		175.00	000100	621.3
	200.00	041500	2,056.5	Wtd. Avg. Base & Total Tons	165.99		1,556.5
	225.00	000100	354.8	Grenache *	175.00	000100	43.9
	225.00	006800	7,606.4		175.00	001000	12.3
	250.00	000100	1,378.9		175.00	038300	190.7
	250.00	015300	363.0		225.00	000100	3,175.8
	250.00	016680	1,323.8		225.00	050790	523.2
	250.00	064900	1,001.9	Wtd. Avg. Base & Total Tons	221.87		3,945.9
	260.00	064900	326.1	Malbec	300.00	000100	382.9
	275.00	017000	3,302.7	Wtd. Avg. Base & Total Tons	300.00		382.9
	300.00	000100	1,946.7	Merlot	120.00	021000	299.2
	300.00	041700	904.6		125.00	000100	1,753.3
	300.00	064900	249.4		175.00	000100	229.8
	311.00	000100	495.2		200.00	020700	1,111.8
	350.00	000100	603.0		250.00	000100	9,031.8
	350.00	017000	128.3		300.00	059700	317.5
Wtd. Avg. Base & Total Tons	244.15		24,509.0		350.00	020600	307.8
Pinot Gris *	400.00	000100	12,671.7	Wtd. Avg. Base & Total Tons	228.22		13,051.2
	500.00	000100	3.4	Mission	175.00	046500	1,051.5
	500.00	009000	94.9	Wtd. Avg. Base & Total Tons	175.00		1,051.5
Wtd. Avg. Base & Total Tons	400.77		12,770.0	Petit Verdot	280.00	009100	128.3
Sauvignon Blanc	250.00	010600	328.1		1,200.00	021000	5.4
	350.00	000100	3,764.7	Wtd. Avg. Base & Total Tons	317.16		133.7
Wtd. Avg. Base & Total Tons	341.98		4,092.8	Pinot Noir	400.00	000100	470.9
Symphony	325.00	050780	1,143.9	Wtd. Avg. Base & Total Tons	400.00		470.9
Wtd. Avg. Base & Total Tons	325.00		1,143.9	Royalty	190.00	000100	73.6
Triplett Blanc	250.00	012850	169.2		200.00	000100	671.0
Wtd. Avg. Base & Total Tons	250.00		169.2	Wtd. Avg. Base & Total Tons	199.01		744.6
WINE GRAPES (RED)				Rubired *	200.00	000100	2,915.6
Alicante Bouschet *	6.50 c/	032400	48.5		200.00	001300	1,872.9
	150.00	000100	71.4		200.00	001700	382.2
	150.00	045600	63.8		200.00	017400	1,260.8
	400.00	013600	370.3		200.00	045600	2,347.2
Wtd. Avg. Base & Total Tons	333.14 d/		554.0		200.00	059700	752.6
Barbera	150.00	000100	129.4		210.00	000100	1,762.1
	175.00	018900	777.0		220.00	000100	11,267.1
Wtd. Avg. Base & Total Tons	171.43		906.4		220.00	020700	2,611.5
Cabernet Franc	1,000.00	021000	8.3		225.00	000100	2,879.7
Wtd. Avg. Base & Total Tons	1,000.00		8.3		225.00	017000	287.0
Cabernet Sauvignon	6.50 c/	032400	481.2		250.00	059700	3,790.8
	115.00	022600	2,695.4		275.00	000100	385.4
	120.00	000100	12,565.4	Wtd. Avg. Base & Total Tons	218.23		32,514.9
				Ruby Cabernet	6.50 c/	032400	432.2
					150.00	045600	264.3
					200.00	000100	7,520.4
					200.00	059700	244.5

TABLE 8: BASE PRICE PAID TO GROWERS FOR GRAPES CRUSHED AND DELIVERED TO CALIFORNIA PROCESSORS FROM THE 2007 CROP WITH BRIX FACTORS AND PURCHASED TONNAGE, BY TYPE, VARIETY, REPORTING DISTRICT WHERE GROWN, AND WEIGHTED AVERAGE BASE PRICE.

District, Type, and Variety	Base Price Per Ton	Brix Factors	Tons
	Dollars	Code a/	

District, Type, and Variety	Base Price Per Ton	Brix Factors	Tons
	Dollars	Code a/	

DISTRICT 14 (Cont'd.)

Ruby Cabernet (Cont'd.)	250.00	000100	7,199.0
	290.00	000100	409.3
	300.00	000100	2,009.5
	300.00	059700	229.3
Wtd. Avg. Base & Total Tons	233.98 d/		18,308.5
Salvador	175.00	041500	1,244.6
Wtd. Avg. Base & Total Tons	175.00		1,244.6
Sangiovese *	120.00	000100	120.9
Wtd. Avg. Base & Total Tons	120.00		120.9
Syrah *	120.00	000100	75.2
	175.00	000100	855.1
	250.00	020700	220.3
	300.00	000100	334.8
	350.00	000100	3,536.1
Wtd. Avg. Base & Total Tons	309.03		5,021.5
Tempranillo *	485.00	000100	23.2
	1,200.00	021000	3.3
Wtd. Avg. Base & Total Tons	574.04		26.5
Zinfandel	120.00	000500	140.3
	149.50	003900	61.9
	225.00	006300	388.7
	225.00	033650	946.4
	250.00	000100	4,209.8
	250.00	005350	5,561.2
	300.00	000100	18,289.3
	350.00	005350	3,220.9
	350.00	006300	2,205.2
Wtd. Avg. Base & Total Tons	289.95		35,023.7
Other Red b/	5.50 c/	032250	158.1
	5.50 c/	032500	90.7
	6.00 c/	032400	99.2
Wtd. Avg. Base & Total Tons	0.00 e/		348.0

DISTRICT 15

WINE GRAPES (WHITE)

Chardonnay *	1,000.00	017400	2.0
Wtd. Avg. Base & Total Tons	1,000.00		2.0
Muscat Blanc *	1,000.00	017400	0.4
Wtd. Avg. Base & Total Tons	1,000.00		0.4
Palomino *	300.00	000100	3.0
Wtd. Avg. Base & Total Tons	300.00		3.0
Sauvignon Blanc	1,000.00	017400	2.0
Wtd. Avg. Base & Total Tons	1,000.00		2.0
Semillon	1,000.00	017400	1.0
Wtd. Avg. Base & Total Tons	1,000.00		1.0
Symphony	200.00	013100	5.0
Wtd. Avg. Base & Total Tons	200.00		5.0

WINE GRAPES (RED)

Alicante Bouschet *	800.00	000100	10.0
---------------------	--------	--------	------

DISTRICT 16

WINE GRAPES (WHITE)

Chardonnay *	1,000.00	020700	19.5
	1,059.94	020800	11.3
	1,061.87	000100	9.7
	1,100.00	000100	4.9
	1,100.00	017000	4.8
	1,150.00	020700	8.3
	1,165.00	018600	4.5
	1,200.00	020700	2.8
	1,250.00	000100	29.5
	1,250.00	021000	3.0
	1,300.00	000100	11.5
	1,300.00	007800	6.1
	1,300.00	017000	7.2
	1,350.00	008100	8.8
	1,500.00	013400	17.9
	2,000.00	017800	1.0
Wtd. Avg. Base & Total Tons	1,221.42		150.8
Chenin Blanc	600.00	000100	3.9
Wtd. Avg. Base & Total Tons	600.00		3.9
Gewurztraminer	850.00	000100	6.5
	850.00	021000	8.9
Wtd. Avg. Base & Total Tons	850.00		15.4

TABLE 8: BASE PRICE PAID TO GROWERS FOR GRAPES CRUSHED AND DELIVERED TO CALIFORNIA PROCESSORS FROM THE 2007 CROP WITH BRIX FACTORS AND PURCHASED TONNAGE, BY TYPE, VARIETY, REPORTING DISTRICT WHERE GROWN, AND WEIGHTED AVERAGE BASE PRICE.

District, Type, and Variety	Base Price Per Ton	Brix Factors	Tons	District, Type, and Variety	Base Price Per Ton	Brix Factors	Tons
	Dollars	Code a/			Dollars	Code a/	
DISTRICT 16 (Cont'd.)				Alicante Bouschet *	1,600.00	000100	3.6
Muscat Blanc *	1,106.00	000100	9.8	Wtd. Avg. Base & Total Tons	1,600.00		3.6
	1,150.00	024400	6.7	Barbera	600.00	026700	3.0
	1,150.00	027560	12.4		1,200.00	024500	2.1
	1,200.00	000100	11.8		1,500.00	020800	1.6
	1,250.00	021000	8.9	Wtd. Avg. Base & Total Tons	1,002.99		6.7
	1,500.00	013400	2.5	Cabernet Franc	500.00	024300	4.0
Wtd. Avg. Base & Total Tons	1,186.93		52.1		900.00	021000	0.9
Muscat Orange	1,000.00	011300	0.3		1,083.26	000100	6.0
Wtd. Avg. Base & Total Tons	1,000.00		0.3		1,150.00	022700	3.6
Pinot Gris *	1,250.00	017000	10.0		1,200.00	022700	10.0
	1,400.00	000100	5.4		1,200.00	024500	0.5
	1,500.00	013400	2.8		1,300.00	017200	10.8
	1,860.00	011300	0.5		2,000.00	017800	5.2
Wtd. Avg. Base & Total Tons	1,347.06		18.7	Wtd. Avg. Base & Total Tons	1,231.45		41.0
Roussanne	1,150.00	020800	2.2	Cabernet Sauvignon	650.00	000100	11.8
	1,300.00	000100	14.4		800.00	013600	4.8
Wtd. Avg. Base & Total Tons	1,280.12		16.6		900.00	000100	5.9
Sauvignon Blanc	1,000.00	017200	7.2		1,000.00	013600	0.5
	1,000.00	026700	3.1		1,000.00	017800	6.3
	1,165.00	013600	3.8		1,000.00	018900	19.3
	1,206.78	000100	7.6		1,000.00	024400	3.2
	1,250.00	000100	6.1		1,000.00	024500	23.7
	1,450.00	017000	5.1		1,051.00	000100	28.5
	1,450.00	021000	10.3		1,161.00	021000	2.8
	2,000.00	017800	1.5		1,200.00	000100	16.7
Wtd. Avg. Base & Total Tons	1,271.89		44.7		1,200.00	021000	13.0
Semillon	1,187.53	000100	3.0		1,200.00	024500	18.1
Wtd. Avg. Base & Total Tons	1,187.53		3.0		1,200.00	026700	21.9
Viognier	400.00	016800	0.5		1,300.00	020800	3.7
	500.00	021000	2.3		1,350.00	000100	9.8
	800.00	017000	7.6		1,450.00	000100	11.3
	900.00	013600	4.0		1,500.00	017200	62.5
	900.00	017000	1.3		1,500.00	017900	29.7
	1,000.00	000100	1.8		1,600.00	017400	9.2
	1,000.00	013600	0.7		1,800.00	017800	5.1
	1,186.38	000100	3.2		1,800.00	021000	2.0
	1,200.00	000100	3.3		2,000.00	017800	1.3
	1,200.00	024500	10.3	Wtd. Avg. Base & Total Tons	1,251.97		311.1
	1,250.00	026700	9.8	Carignane	500.00	000100	12.5
	1,300.00	026700	7.2		600.00	013600	4.0
	1,500.00	000100	2.4	Wtd. Avg. Base & Total Tons	524.24		16.5
	1,600.00	000100	8.9	Cinsaut *	1,250.00	024500	21.5
	1,600.00	017200	8.3	Wtd. Avg. Base & Total Tons	1,250.00		21.5
	1,600.00	021000	5.1	Grenache *	824.26	017000	6.1
	2,000.00	017800	5.0		1,150.00	024400	1.0
Wtd. Avg. Base & Total Tons	1,293.84		81.7		1,180.11	000100	7.4
White Riesling *	800.00	009400	8.9		1,200.00	024400	1.0
	939.00	000100	14.0		1,653.37	021000	7.5
	939.35	000100	17.6	Wtd. Avg. Base & Total Tons	1,239.61		23.0
	945.00	010900	10.8	Malbec	475.00	017800	1.5
	1,100.00	000100	12.6		1,150.00	000100	2.5
	1,150.00	015500	12.7		1,200.00	022700	2.8
	1,150.00	017200	9.7		1,500.00	017800	0.5
	1,163.00	013600	3.0	Wtd. Avg. Base & Total Tons	1,054.45		7.3
Wtd. Avg. Base & Total Tons	1,009.11		89.3	Mataro *	800.00	017800	9.3
					1,150.00	024400	3.3
					1,250.00	000100	2.9
				Wtd. Avg. Base & Total Tons	958.71		15.5
WINE GRAPES (RED)				Merlot	800.00	013600	1.0
Aleatico	2,029.89	025100	0.8		800.00	021000	4.2
Wtd. Avg. Base & Total Tons	2,029.89		0.8		900.00	000100	1.9

TABLE 8: BASE PRICE PAID TO GROWERS FOR GRAPES CRUSHED AND DELIVERED TO CALIFORNIA PROCESSORS FROM THE 2007 CROP WITH BRIX FACTORS AND PURCHASED TONNAGE, BY TYPE, VARIETY, REPORTING DISTRICT WHERE GROWN, AND WEIGHTED AVERAGE BASE PRICE.

District, Type, and Variety	Base Price Per Ton	Brix Factors	Tons	District, Type, and Variety	Base Price Per Ton	Brix Factors	Tons
	Dollars	Code a/			Dollars	Code a/	
DISTRICT 16 (Cont'd.)							
Merlot (Cont'd.)	933.51	000100	6.8		900.00	020800	5.0
	949.00	021000	9.8		985.00	017200	15.2
	1,000.00	000100	1.5		1,000.00	013600	1.5
	1,000.00	018900	33.9		1,000.00	017000	1.8
	1,000.00	024300	4.0		1,100.00	024500	10.0
	1,000.00	024400	6.0		1,164.00	021000	2.9
	1,000.00	026700	28.9		1,200.00	024500	41.8
	1,025.00	000100	8.2		1,208.50	000100	20.3
	1,050.00	024500	2.3		1,225.00	017800	3.0
	1,100.00	000100	0.8		1,300.00	021000	1.9
	1,100.00	021000	18.1		1,300.00	024300	0.6
	1,200.00	017200	8.2		1,400.00	021000	8.8
	1,200.00	021000	1.8		1,600.00	021000	2.0
	1,250.00	000100	8.0	Wtd. Avg. Base & Total Tons	1,159.84		117.9
	1,400.00	020800	3.5	Tannat	1,500.00	017200	0.8
	1,500.00	017200	39.0	Wtd. Avg. Base & Total Tons	1,500.00		0.8
	1,500.00	020800	0.3	Tempranillo *	1,000.00	011100	1.7
Wtd. Avg. Base & Total Tons	1,133.25		188.2		1,500.00	017200	17.3
Mission	300.00	000100	5.0		1,500.00	020800	9.0
Wtd. Avg. Base & Total Tons	300.00		5.0		1,600.00	017800	2.9
Montepulciano	1,000.00	021000	0.9	Wtd. Avg. Base & Total Tons	1,481.88		30.9
Wtd. Avg. Base & Total Tons	1,000.00		0.9	Zinfandel	900.00	017000	1.5
Nebbiolo	800.00	022700	2.0		1,000.00	000100	11.8
	1,600.00	021000	4.6		1,150.00	024400	11.0
Wtd. Avg. Base & Total Tons	1,357.58		6.6		1,150.00	024500	16.3
Petit Verdot	475.00	017800	3.6		1,153.83	000100	6.5
	1,150.00	000100	2.4		1,200.00	024500	8.2
	1,250.00	024500	4.8		1,200.00	029125	3.7
	1,300.00	024500	2.0		1,250.00	000100	17.4
Wtd. Avg. Base & Total Tons	1,021.09		12.8		1,500.00	000100	11.1
Petite Sirah	1,300.00	029125	2.3		1,500.00	017200	32.9
	2,000.00	017800	4.1		1,500.00	017600	36.9
Wtd. Avg. Base & Total Tons	1,748.44		6.4		1,500.00	021000	8.9
Pinot Noir	800.00	000100	0.8		2,000.00	017800	1.3
	850.00	000100	9.1	Wtd. Avg. Base & Total Tons	1,345.52		167.5
	977.00	000100	1.9	DISTRICT 17			
	977.88	000100	6.7	WINE GRAPES (WHITE)			
	1,400.00	017800	3.4	Chardonnay *	120.00	001700	69.8
	1,400.00	024500	1.4		250.00	000100	48.5
	2,000.00	017800	0.3		275.00	000100	19.8
Wtd. Avg. Base & Total Tons	1,021.32		23.6		300.00	000100	1,771.2
Pinotage	1,100.00	022700	0.3		300.00	015500	963.4
	1,200.00	021000	2.0		300.00	046000	162.1
Wtd. Avg. Base & Total Tons	1,186.96		2.3		350.00	000100	1,042.2
Primitivo	1,000.00	021000	1.7		375.00	000100	393.3
Wtd. Avg. Base & Total Tons	1,000.00		1.7		400.00	000100	521.1
Royalty	600.00	000100	1.8		400.00	018900	5,421.9
Wtd. Avg. Base & Total Tons	600.00		1.8		400.00	048600	594.3
Sangiovese *	900.00	021000	0.9		450.00	000100	118.7
	900.00	024300	1.0		450.00	046000	1,244.9
	1,500.00	017200	34.1		450.00	062800	315.8
	1,500.00	021000	7.2		475.00	000100	518.2
	1,600.00	020800	5.6		498.50	000100	977.1
Wtd. Avg. Base & Total Tons	1,488.11		48.8		500.00	000100	1,269.8
Syrah *	600.00	017000	0.1		500.00	015200	114.1
	800.00	018600	3.0		500.00	017000	1,865.2
					500.00	023100	6.6
					525.00	000100	1,904.1
					550.00	000100	806.1
					550.00	017000	3,263.6
					550.92	000100	1,136.5
					550.92	017400	92.1
					551.00	000100	289.7
					552.00	064800	1,336.1
					580.65	000100	447.9
					581.55	000100	704.2
					598.25	000100	411.4
					600.00	000100	21.7
					600.00	013800	466.2

TABLE 8: BASE PRICE PAID TO GROWERS FOR GRAPES CRUSHED AND DELIVERED TO CALIFORNIA PROCESSORS FROM THE 2007 CROP WITH BRIX FACTORS AND PURCHASED TONNAGE, BY TYPE, VARIETY, REPORTING DISTRICT WHERE GROWN, AND WEIGHTED AVERAGE BASE PRICE.

District, Type, and Variety	Base Price Per Ton	Brix Factors	Tons
	Dollars	Code a/	

District, Type, and Variety	Base Price Per Ton	Brix Factors	Tons
	Dollars	Code a/	

DISTRICT 17 (Cont'd.)

Chardonnay * (Cont'd.)	600.00	047200	359.3
	625.00	000100	125.9
	650.00	000100	415.4
	654.44	000100	418.3
	659.90	000100	729.8
	666.33	000100	991.5
	675.00	000100	190.8
	700.00	000100	2,479.5
	700.00	026800	99.4
	800.00	000100	43.2
	800.00	020800	1.0
	887.17	000100	974.9
	913.11	000100	178.3
	1,000.00	020800	140.3
Wtd. Avg. Base & Total Tons	514.92		35,635.2
Chenin Blanc	120.00	001700	80.7
	250.00	009670	461.2
	300.00	009100	194.3
	300.00	010700	1,351.3
	325.00	009900	1,339.2
	350.00	039500	605.3
	350.00	047150	388.1
	375.00	000100	66.5
	380.00	000100	171.1
	400.00	039400	79.9
	425.00	000100	993.1
	425.00	016800	308.1
	450.00	010700	780.0
	450.00	017400	149.8
	500.00	000100	452.2
	500.00	010500	462.6
	550.00	009400	197.1
	600.00	000100	16.6
	600.00	010500	50.7
Wtd. Avg. Base & Total Tons	376.93		8,147.8
Gewurztraminer	550.00	000100	174.8
	625.00	000100	179.2
	700.00	000100	21.2
Wtd. Avg. Base & Total Tons	594.30		375.2
Grenache Blanc	1,200.00	000100	9.4
Wtd. Avg. Base & Total Tons	1,200.00		9.4
Marsanne	800.00	024500	0.5
Wtd. Avg. Base & Total Tons	800.00		0.5
Muscat Blanc *	500.00	000100	46.8
	586.12	000100	70.5
	700.00	000100	33.6
	800.00	000100	2.3
Wtd. Avg. Base & Total Tons	588.00		153.2
Muscat Orange	500.00	013800	18.9
	700.00	000100	34.4
Wtd. Avg. Base & Total Tons	629.08		53.3
Pinot Gris *	500.00	017000	114.6
	550.00	000100	1,576.8
	550.00	013100	191.8
	600.00	000100	3,484.9
	600.00	001700	1,964.5
	600.00	013100	510.3
	600.00	017000	1,084.3
	600.00	042300	1,070.2
	600.00	054300	692.0
	612.88	000100	314.9
	650.00	000100	27.2
	700.00	000100	25.4

	775.00	000100	55.7
	850.00	000100	43.1
	865.00	017400	23.8
	898.40	000100	353.1
	1,000.00	013800	25.6
Wtd. Avg. Base & Total Tons	604.37		11,558.2
Sauvignon Blanc	200.00	000100	415.8
	350.00	000100	71.7
	350.00	042420	88.1
	400.00	019200	1.3
	450.00	038700	363.8
	450.00	042400	2,234.3
	459.00	042400	200.4
	478.00	036800	293.4
	500.00	000100	2,692.4
	500.00	013100	207.6
	500.00	019200	2.8
	500.00	039700	1,146.5
	500.00	040600	218.3
	500.00	042400	2,315.1
	550.00	040600	2,930.0
	800.00	013100	4.9
Wtd. Avg. Base & Total Tons	488.97		13,186.4
Semillon	400.00	042300	247.1
	400.00	042400	761.6
	450.00	040600	240.7
	450.00	042300	300.6
Wtd. Avg. Base & Total Tons	417.46		1,550.0
Symphony	350.00	038700	634.8
	400.00	000100	15.7
	400.00	012400	384.0
	450.00	000100	19.9
Wtd. Avg. Base & Total Tons	370.84		1,054.4
Viognier	450.00	070400	74.2
	500.00	000100	238.0
	650.00	069150	124.9
	675.00	000100	266.9
	800.00	000100	6.0
	800.00	021000	1.3
	800.00	024500	1.0
	898.40	000100	40.2
Wtd. Avg. Base & Total Tons	606.63		752.5
White Riesling *	600.00	013800	20.3
	650.00	000100	76.8
	650.00	009050	55.1
	650.00	013100	187.8
	700.00	000100	24.8
	775.00	000100	61.2
	800.00	000100	37.5
Wtd. Avg. Base & Total Tons	679.13		463.5
Other White b/	800.00	000100	4.6
Wtd. Avg. Base & Total Tons	800.00		4.6

WINE GRAPES (RED)

Alicante Bouschet *	998.25	000100	66.8
Wtd. Avg. Base & Total Tons	998.25		66.8
Barbera	800.00	000100	11.0
Wtd. Avg. Base & Total Tons	800.00		11.0
Cabernet Franc	800.00	000100	10.1
	1,600.00	000100	3.1
Wtd. Avg. Base & Total Tons	987.88		13.2

TABLE 8: BASE PRICE PAID TO GROWERS FOR GRAPES CRUSHED AND DELIVERED TO CALIFORNIA PROCESSORS FROM THE 2007 CROP WITH BRIX FACTORS AND PURCHASED TONNAGE, BY TYPE, VARIETY, REPORTING DISTRICT WHERE GROWN, AND WEIGHTED AVERAGE BASE PRICE.

District, Type, and Variety	Base Price Per Ton	Brix Factors	Tons	District, Type, and Variety	Base Price Per Ton	Brix Factors	Tons
	Dollars	Code a/			Dollars	Code a/	
DISTRICT 17 (Cont'd.)							
Cabernet Sauvignon	150.00	000100	175.2		850.00	000100	5.1
	160.00	000100	103.6		900.00	000100	179.3
	175.00	000100	241.2		950.00	017800	40.0
	200.00	000100	531.2		1,051.39	000100	22.4
	500.00	000100	300.2		1,200.00	000100	42.3
	538.90	000100	437.1		1,200.00	024500	1.0
	550.00	000100	677.5		1,250.00	000100	57.4
	700.00	023100	10.5		1,250.00	017400	2.4
	800.00	000100	272.5		1,250.00	025100	3.0
					1,500.00	029300	5.0
				1,586.11	000100	397.9	
Wtd. Avg. Base & Total Tons	427.40		2,749.0	Wtd. Avg. Base & Total Tons	883.33		3,010.1
Gamay (Napa) *	400.00	000100	177.0	Pinot Noir	600.00	000100	616.5
					650.00	067530	2,025.6
Wtd. Avg. Base & Total Tons	400.00		177.0		675.00	002300	1,094.2
Grenache *	825.00	000100	115.5		700.00	000100	50.3
	998.25	000100	41.8		750.00	000100	380.0
Wtd. Avg. Base & Total Tons	871.04		157.3		800.00	000100	10.2
					1,000.00	023100	32.2
Merlot	120.00	000100	22.1	Wtd. Avg. Base & Total Tons	664.21		4,211.6
	120.00	002200	37.7	Primitivo	800.00	000100	15.1
	150.00	052500	1.8				
	175.00	020700	47.2	Wtd. Avg. Base & Total Tons	800.00		15.1
	200.00	000100	41.9	Syrah *	200.00	020700	24.3
	200.00	017000	155.5		450.00	000100	201.1
	250.00	024600	547.1		600.00	000100	588.0
	357.00	000100	414.8		679.65	000100	140.5
	400.00	061300	138.4		710.75	000100	471.7
	450.00	000100	299.9		1,000.00	000100	11.7
	450.00	052500	225.0	Wtd. Avg. Base & Total Tons	619.64		1,437.3
	500.00	017000	360.0	Tempranillo *	600.00	027100	9.4
	548.00	064800	119.9		800.00	000100	21.4
	548.39	000100	545.5	Wtd. Avg. Base & Total Tons	738.96		30.8
	548.39	017000	401.5	Teroldego	800.00	000100	8.1
	550.00	000100	1,858.9	Wtd. Avg. Base & Total Tons	800.00		8.1
	550.00	054875	348.4	Zinfandel	300.00	000100	36.1
	593.50	000100	108.4		300.00	006250	695.4
	600.00	026800	24.9		300.00	034600	708.3
	614.41	000100	509.0		350.00	034600	797.1
	650.00	000100	146.1		389.48	006500	480.0
	666.89	000100	178.6		400.00	000100	580.2
	700.00	000100	689.1	Wtd. Avg. Base & Total Tons	800.00	000100	69.3
	705.86	000100	819.2				
	750.00	000100	1,246.0		300.00	000100	36.1
	864.00	000100	1.5		300.00	034600	708.3
Wtd. Avg. Base & Total Tons	561.25		9,288.4		350.00	034600	797.1
Petit Verdot	800.00	000100	2.1		389.48	006500	480.0
Wtd. Avg. Base & Total Tons	800.00		2.1		400.00	000100	580.2
Petite Sirah	350.00	064800	97.5	Wtd. Avg. Base & Total Tons	352.13		3,366.4
	525.00	000100	25.2				
	600.00	024500	62.1				
	620.00	053810	523.3				
	800.00	000100	927.0				
	800.00	021500	4.1				
	800.00	067550	51.7				
	828.06	000100	319.5				
	831.13	000100	243.9				

* Synonyms for variety names are shown on Page 5.
a/ See code descriptions in Table 8 - Supplement: 2007 Brix Adjustment Factors.
b/ Other categories include minor and mixed varieties.
c/ Price basis per Degree Brix.
d/ Price per Degree Brix not included in weighted average base price.
e/ All prices based on per Degree Brix.

TABLE 8 - SUPPLEMENT: 2007 BRIX ADJUSTMENT FACTORS

The following Brix adjustment factors are on a per degree Brix basis and are normally calculated to a tenth of a degree, and are cumulative unless otherwise indicated. Most processors, however, indicate maximum and/or minimum Brix acceptance limits. Grapes testing above or below these limits may be subject to price renegotiation, acceptance for use other than for table wine, or rejection by the processors. Discounts for high sugar apply to both base price and bonus unless otherwise stated. There are factors other than Brix, such as material other than grapes (MOG), defects, weight loss in late harvest grapes, and sugar/acid ratios that affect grape prices. These were not considered in this presentation, unless otherwise stated, but were considered in arriving at weighted average prices.

<u>Category</u>	<u>Code</u>	<u>Description</u>	<u>Category</u>	<u>Code</u>	<u>Description</u>
PREMIUM	000100	No max. or min.		012400	Acceptable limits 20.5-23
OR PEN	000200	Min. acceptance 10		012550	Acceptable limits 20.5-24
	000300	Min. acceptance 15		012600	Acceptable limits 20.5-24.5
	000400	Min. acceptance 16		012850	Acceptable limits 20.9-21.5
	000500	Min. acceptance 16.5		012880	Acceptable limits 21-21.5
	000600	Min. acceptance 17		012900	Acceptable limits 21-22
	000800	Min. acceptance 18		013000	Acceptable limits 21-22.5
	001000	Min. acceptance 19		013100	Acceptable limits 21-23
	001300	Min. acceptance 19.5		013200	Acceptable limits 21-23.5
	001400	Min. acceptance 20		013400	Acceptable limits 21-24
	001600	Min. acceptance 20.5		013500	Acceptable limits 21-24.5
	001700	Min. acceptance 21		013600	Acceptable limits 21-25
	001850	Min. acceptance 21.7		013800	Acceptable limits 21-26
	001900	Min. acceptance 22		013900	Acceptable limits 21-26.5
	002000	Min. acceptance 22.5		013950	Acceptable limits 21-26.8
	002100	Min. acceptance 22.8		014000	Acceptable limits 21-27
	002200	Min. acceptance 23		014100	Acceptable limits 21-28
	002300	Min. acceptance 23.5		014400	Acceptable limits 21-29
	002600	Min. acceptance 24		014500	Acceptable limits 21-30
	002900	Min. acceptance 24.5		014560	Acceptable limits 21-33
	003100	Min. acceptance 25		015120	Acceptable limits 21.4-24.5
	003200	Min. acceptance 26		015150	Acceptable limits 21.5-22
	003500	Min. acceptance 28		015200	Acceptable limits 21.5-22.5
	003600	Min. acceptance 29.6		015300	Acceptable limits 21.5-23
	003900	Max. acceptance 23		015500	Acceptable limits 21.5-23.5
	004100	Max. acceptance 24.5		015700	Acceptable limits 21.5-24
	004260	Max. acceptance 27.5		015800	Acceptable limits 21.5-24.5
	004270	Max. acceptance 30		015900	Acceptable limits 21.5-25
	004350	Acceptable limits 12-27		016000	Acceptable limits 21.5-25.5
	004920	Acceptable limits 15-20		016100	Acceptable limits 21.5-26
	005000	Acceptable limits 15-30		016680	Acceptable limits 21.9-23
	005300	Acceptable limits 16-17		016800	Acceptable limits 22-23
	005350	Acceptable limits 16-18		016900	Acceptable limits 22-23.5
	005700	Acceptable limits 16-22		016990	Acceptable limits 22-23.9
	006250	Acceptable limits 17-18		017000	Acceptable limits 22-24
	006300	Acceptable limits 17-19		017100	Acceptable limits 22-24.5
	006400	Acceptable limits 17-20		017200	Acceptable limits 22-25
	006500	Acceptable limits 17-21		017300	Acceptable limits 22-25.5
	006800	Acceptable limits 17-23		017400	Acceptable limits 22-26
	007050	Acceptable limits 17.5-19		017600	Acceptable limits 22-27
	007600	Acceptable limits 18-20		017700	Acceptable limits 22-27.5
	007650	Acceptable limits 18-20.5		017800	Acceptable limits 22-28
	007800	Acceptable limits 18-21		017900	Acceptable limits 22-29
	007900	Acceptable limits 18-22		018000	Acceptable limits 22-30
	008100	Acceptable limits 18-24		018050	Acceptable limits 22-32
	008390	Acceptable limits 18.5-20		018100	Acceptable limits 22-35
	009000	Acceptable limits 19-21		018600	Acceptable limits 22.3-25
	009050	Acceptable limits 19-21.5		018700	Acceptable limits 22.5-23
	009100	Acceptable limits 19-22		018800	Acceptable limits 22.5-23.5
	009400	Acceptable limits 19-24		018900	Acceptable limits 22.5-24
	009500	Acceptable limits 19-25		019000	Acceptable limits 22.5-24.5
	009520	Acceptable limits 19-26		019100	Acceptable limits 22.5-25
	009525	Acceptable limits 19-27		019200	Acceptable limits 22.5-25.5
	009550	Acceptable limits 19-30		019300	Acceptable limits 22.5-26
	009640	Acceptable limits 19.5-20		019400	Acceptable limits 22.5-26.5
	009650	Acceptable limits 19.5-20.5		019500	Acceptable limits 22.5-27
	009670	Acceptable limits 19.5-21		019550	Acceptable limits 22.5-27.5
	009700	Acceptable limits 19.5-21.5		019600	Acceptable limits 22.5-28
	009900	Acceptable limits 19.5-22.5		019650	Acceptable limits 22.5-29
	010000	Acceptable limits 19.5-23		019910	Acceptable limits 22.7-24
	010500	Acceptable limits 19.8-21		020450	Acceptable limits 22.9-24.9
	010540	Acceptable limits 19.9-21		020500	Acceptable limits 23-23.5
	010550	Acceptable limits 19.9-21.5		020600	Acceptable limits 23-24
	010570	Acceptable limits 19.9-22		020700	Acceptable limits 23-24.5
	010600	Acceptable limits 20-21		020800	Acceptable limits 23-25
	010650	Acceptable limits 20-21.5		020900	Acceptable limits 23-25.5
	010700	Acceptable limits 20-22		021000	Acceptable limits 23-26
	010800	Acceptable limits 20-22.5		021100	Acceptable limits 23-26.5
	010900	Acceptable limits 20-23		021200	Acceptable limits 23-27
	011000	Acceptable limits 20-23.5		021300	Acceptable limits 23-27.5
	011100	Acceptable limits 20-24		021500	Acceptable limits 23-28
	011300	Acceptable limits 20-25		021600	Acceptable limits 23-29
	011400	Acceptable limits 20-26		021800	Acceptable limits 23-30
	011500	Acceptable limits 20-27		021850	Acceptable limits 23-31
	011600	Acceptable limits 20-28		021900	Acceptable limits 23-32
	011840	Acceptable limits 20-40		022000	Acceptable limits 23-35
	012175	Acceptable limits 20.5-21.5		022100	Acceptable limits 23-36
	012300	Acceptable limits 20.5-22.5		022150	Acceptable limits 23-40

TABLE 8 - SUPPLEMENT: 2007 BRIX ADJUSTMENT FACTORS

The following Brix adjustment factors are on a per degree Brix basis and are normally calculated to a tenth of a degree, and are cumulative unless otherwise indicated. Most processors, however, indicate maximum and/or minimum Brix acceptance limits. Grapes testing above or below these limits may be subject to price renegotiation, acceptance for use other than for table wine, or rejection by the processors. Discounts for high sugar apply to both base price and bonus unless otherwise stated. There are factors other than Brix, such as material other than grapes (MOG), defects, weight loss in late harvest grapes, and sugar/acid ratios that affect grape prices. These were not considered in this presentation, unless otherwise stated, but were considered in arriving at weighted average prices.

Category	Code	Description	Category	Code	Description	
PREMIUM OR PEN (Cont'd.)	022500	Acceptable limits 23.5-24	16.5 BRIX	033600	No premium; -10% below	
	022600	Acceptable limits 23.5-24.5		033650	-10% below, +10% above to 18, min. 15	
	022700	Acceptable limits 23.5-25		033660	-10% below, +10% above to 18, acceptable limits 15-20	
	022800	Acceptable limits 23.5-25.5		17 BRIX	033900	No premium; -10%, min. 16
	022900	Acceptable limits 23.5-26			034050	No premium; -10% below
	023000	Acceptable limits 23.5-26.5		17-20 BRIX	034105	No premium; -10% below
	023100	Acceptable limits 23.5-27		17-21 BRIX	034120	No premium; -10% below
	023200	Acceptable limits 23.5-27.5		17.5 BRIX	034600	No premium; -10% below
	023400	Acceptable limits 23.5-28		18 BRIX	035000	No premium; -10% below, min 17
	023700	Acceptable limits 23.5-30		18-20 BRIX	035010	No premium; -10% below, min. 17.5
	023775	Acceptable limits 23.7-26			035250	No premium; -15% below, min. 17
	024000	Acceptable limits 23.8-25.5			035400	No premium; -15% above, max. 21
	024300	Acceptable limits 24-25			036650	No premium; -10% below, min. 18
	024400	Acceptable limits 24-25.5		18.5-20 BRIX	036800	No premium; -10% below
	024500	Acceptable limits 24-26		19 BRIX	037700	No premium, -10% below
	024600	Acceptable limits 24-26.5		19.5 BRIX	038110	-10% below, +10% above, acceptable limits 19-21.5
	024750	Acceptable limits 24-26.8		19.5-20.5 BRIX	038130	No premium; -15% above, acceptable limits 18-21
	024800	Acceptable limits 24-27			038300	No premium; -5% below
	025100	Acceptable limits 24-28		20 BRIX	038700	No premium; -10% below
	025300	Acceptable limits 24-29			039150	No premium; -10% below, max. 23.0
	025400	Acceptable limits 24-30			039400	No premium; -15% below, acceptable limits 19-23
	025450	Acceptable limits 24-32			039500	+15% to 21, -15% below, acceptable limits 19-23
	025600	Acceptable limits 24-35			039700	No premium; -15% below, acceptable limits 20-22.5
	025650	Acceptable limits 24-40		20-21 BRIX	039730	No premium; -15% below, acceptable limits 19.5-22.5
	026500	Acceptable limits 24.5-25.5		20-21.5 BRIX		
	026700	Acceptable limits 24.5-26			039785	No premium; -10% below
	026800	Acceptable limits 24.5-26.5		20-22 BRIX	039890	No premium; -10% below, min. 19.5
	026900	Acceptable limits 24.5-27			039850	No premium; -10% below
	027100	Acceptable limits 24.5-28		20-23 BRIX	040600	No premium; -15% below, acceptable limits 20-22.5
	027120	Acceptable limits 24.5-29		20.5-21.5 BRIX	040780	No premium; -10% below
	027160	Acceptable limits 24.5-30.5		20.5-22.5 BRIX	041250	No premium; -20% below
	027200	Acceptable limits 24.5-32		20.5-23.5 BRIX	041500	No premium; -5% below
	027500	Acceptable limits 25-26		21 BRIX	041600	No premium; -5%, min. 20
	027560	Acceptable limits 25-26.5			041700	No premium; -10% below
	027600	Acceptable limits 25-27			041800	No premium; -10%, min. 19
	027800	Acceptable limits 25-28			042120	No premium; -10% below, acceptable limits 20-23
	028000	Acceptable limits 25-29			042300	No premium; -15% below, acceptable limits 20-23
	028100	Acceptable limits 25-30			042400	No premium; -15% below, acceptable limits 20-24
	028300	Acceptable limits 25-32			042410	No premium; -15% below, acceptable limits 20-30
	028350	Acceptable limits 25-33			042420	-15% below, +15% above to 22, acceptable limits 20-24
	028400	Acceptable limits 25-35				
	028475	Acceptable limits 25-40			042550	No premium; -10% below
	028600	Acceptable limits 25.4-25.7		21-22.5 BRIX	042700	No premium; -10% below
	028750	Acceptable limits 25.5-26.5		21-23 BRIX	043000	No premium; -20% above or below
	028800	Acceptable limits 25.5-27			043240	No premium; -10% below
	029000	Acceptable limits 26-26.5		21-24 BRIX	043275	No premium; -20% below
	029125	Acceptable limits 26-28			043650	No premium; -10% below
	029200	Acceptable limits 26-29		21-25 BRIX	043680	No premium; -20% below
	029300	Acceptable limits 26-30			043900	No premium; -10% below
	029780	Acceptable limits 27-28		21.5 BRIX	044490	No premium; -10% below
029800	Acceptable limits 27-29	21.5-23.5 BRIX	044950	No premium; -20% below		
029900	Acceptable limits 27-30		045250	No premium; -10% below		
030055	Acceptable limits 27-35	21.5-24 BRIX	045260	No premium; -10% below, min. 22.0		
030060	Acceptable limits 27-40		045265	No premium; -1% below		
030370	Acceptable limits 28-31	21.5-24.5 BRIX	045270	No premium; -10% below		
030400	Acceptable limits 28-32		045280	No premium; -20% below		
030600	Acceptable limits 28-35		045390	No premium; -10% below		
030640	Acceptable limits 28-40	21.5-25 BRIX	045450	No premium; -20% below		
030680	Acceptable limits 29-30	21.5-26 BRIX	045600	No premium; -5% below		
030900	Acceptable limits 30-35	22 BRIX	046000	No premium; -10% below		
030910	Acceptable limits 30-36		046200	No premium; -10%, min. 21		
031150	Acceptable limits 32-35		046300	No premium; -10%, min. 21.5		
031200	Acceptable limits 32-38		046500	No premium; -10% below, acceptable limits 21-30		
031600	Acceptable limits 35-40		046800	No premium; -10% below, acceptable limits 21.5-30		
031650	Acceptable limits 35-42		047000	No premium; -15%, min. 21		
032050	Acceptable limits 38-42		047150	No premium; -15% below, acceptable limits 19-23		
SPECIAL CLASS	032200	Per degree brix	047200	No premium; -15% below, acceptable limits 21-23.5		
	032250	Per degree brix, max. 20	047300	No premium; -15% below, acceptable limits 21-24		
	032400	Per degree brix, max. 22	047400	No premium; -15% below, acceptable limits 21.5-23.5		
	032500	Per degree brix, max. 23				
16 BRIX	032900	No premium; -10%, min. 15	047500	No premium; -15% below, acceptable limits 21.5-24		
	033100	No premium; -15%, min. 15	047600	No premium; -15% below, acceptable limits 21.5-30		
	033260	No premium; -20% below	048050	+10% above, -10% below, min. 21.5		
16-17 BRIX	033280	No premium; -10% below	048400	No premium; -15% below, min. 21.5		
16-18 BRIX	033290	No premium; -10% below	048410	No premium; -15% below, min. 22		

TABLE 8 - SUPPLEMENT: 2007 BRIX ADJUSTMENT FACTORS

The following Brix adjustment factors are on a per degree Brix basis and are normally calculated to a tenth of a degree, and are cumulative unless otherwise indicated. Most processors, however, indicate maximum and/or minimum Brix acceptance limits. Grapes testing above or below these limits may be subject to price renegotiation, acceptance for use other than for table wine, or rejection by the processors. Discounts for high sugar apply to both base price and bonus unless otherwise stated. There are factors other than Brix, such as material other than grapes (MOG), defects, weight loss in late harvest grapes, and sugar/acid ratios that affect grape prices. These were not considered in this presentation, unless otherwise stated, but were considered in arriving at weighted average prices.

Category	Code	Description	Category	Code	Description
22-24 BRIX	048590	No premium; -1.5% below	23.5-26 BRIX	064360	No premium; -10% above 26
	048600	No premium; -10% below		064370	No premium; -10% below, min. 23
	049000	No premium; -10% above or below	23.5-26.5 BRIX	064501	No premium; -20% below
22-24.5 BRIX	050350	No premium; -10% below, min. 21.5		064502	No premium; -20% above or below
22-25 BRIX	050780	No premium; -10% below	23.5-27.5 BRIX	064620	No premium; -15% above or below, acceptable limits 24.5-26.5
	050790	No premium; -10% below, min. 17.5		064800	No premium; -10% below
	050950	No premium; -20% below	24 BRIX	064900	No premium; -10% below, min. 23
22-26 BRIX	051950	No premium; -15% below		065200	No premium; -10% below, acceptable limits 23.5-26
22-27 BRIX	052010	No premium; -20% below, min. 24.0		065500	No premium; -10% below, acceptable limits 23.5-27.5
22.5 BRIX	052500	No premium; -10% below		065675	No premium; -10% above or below, acceptable limits 22-26
	053800	No premium; -15% below		066000	No premium; -15% below
	053810	No premium; -16% below		066122	+5% above
	054200	No premium; -15% below, acceptable limits 21.5-24	24-25 BRIX	066550	No premium; -1% below, acceptable limits 23.5-25
	054300	No premium; -15% below, acceptable limits 22-24		067150	-\$100 per ton; acceptable limits 23.5-25
22.5-24 BRIX	054575	No premium; -10% below	24-25.5 BRIX	067190	No premium; -10% below, min. 23.5
22.5-24.5 BRIX	054875	No premium; -10% below		067275	No premium; -20% below
	054990	No premium; -20% below	24-26 BRIX	067480	No premium; -1.5% below
	055000	No premium; -20% above or below		067490	No premium; -2% below
22.5-25 BRIX	055350	No premium; -10% below, min. 22.0		067525	No premium; -10% below, min. 23.5
	055425	No premium; -15% below 23.5		067530	No premium; -10% below, min. 24
	055475	No premium; -20% below		067550	No premium; -10% below
22.5-26 BRIX	055650	No premium; -10% below, min. 22		067625	No premium; -15% below
23 BRIX	056680	No premium; -1% below		067650	No premium; -20% below
	056690	No premium; -1.5% below	24-26.5 BRIX	067953	No premium; -10% below, min. 23.5
	056900	No premium; -10% below	24-27 BRIX	067959	No premium; -10% below
	057600	No premium; -10% below, acceptable limits 22-26		067965	No premium; -20% below
	057700	No premium; -10% below, acceptable limits 22.5-25		067985	No premium; -2% below
	057800	No premium; -10% below, acceptable limits 22.5-25.5		067986	No premium; -3% below
	058000	No premium; -10% below, acceptable limits 22.5-27	24-28 BRIX	067995	No premium; -15% above or below
	058155	No premium; -10% above or below, acceptable limits 22-24	24-30 BRIX	067998	No premium; -3% below
	058175	-10% below; +10% above	24.5 BRIX	069150	+5% above to 26.5, -15% below, min. 24
23-24 BRIX	058780	No premium; -10% below		069210	-\$75 per .5 degree below, min. 22.5, +\$75 per .5 degree above
23-24.5 BRIX	059590	No premium; -10% below	24.5-25.4 BRIX	069225	No premium; -10% above
23-25 BRIX	059692	No premium; -2% below	24.5-25.5 BRIX	069240	No premium; -10% below, min. 24
	059695	No premium; -3% below		069260	No premium; -15% below, min. 24
	059700	No premium; -10% below		069290	No premium; -20% below
	059950	No premium; -10% below, min. 23.5	24.5-26 BRIX	069340	No premium; -10% below, min. 24
	060200	No premium; -15% below		069380	No premium; -15% below, min.24
23-25.5 BRIX	060430	No premium; -10% below, min. 22.5	24.5-26.5 BRIX	069460	No premium; -10% below, min. 24
23-26 BRIX	060480	No premium; -1% below		069475	No premium; -15% below, min. 24
	060490	No premium; -3% below		069477	No premium; -20% below
	060500	No premium; -10% below	24.5-28.5 BRIX	069490	No premium; -20% above or below
	060517	No premium; -15% above or below	24.9 BRIX	069495	No premium; min 24, max 26; acceptable limits 21-26
	060525	No premium; -20% below	25 BRIX	069920	No premium; -10% above or below, acceptable limits 23-27
	060750	-\$500.00 above or below		069950	No premium; -10% below, min. 24
23-26.5 BRIX	060775	No premium; -10% below		070100	No premium; -10% below, acceptable limits 23.5-26.5
	060805	No premium; -20% below		070240	+\$100 over, min. 24
23-27 BRIX	060890	No premium; -2% below	25-26 BRIX	070400	No premium; -15% below, min. 24
	060910	No premium; -20% below		070410	No premium; -15% below, min. 24.5
23.5 BRIX	061300	No premium; -10% below	25-30	070480	+0.5% above
	061600	No premium; -10% below, acceptable limits 22.5-25	25.5-26.5 BRIX	070542	No premium; -15% below, min. 24.5
	062000	No premium; -10% below, acceptable limits 23-28	26 BRIX	070546	No premium; -10% above
	062300	-10% below, min 23.0, +10% above to 24.5	26-27 BRIX	070553	No premium; -15% below, min. 25
23.5-24.5 BRIX	062400	No premium; -15% below	27-27.9 BRIX	070655	+\$50 per ton, acceptable limits 22-28
	062590	No premium; -10% below	28.0 BRIX	070740	+\$100 per ton, acceptable limits 22-28
	062800	No premium; -15% below, min. 23			
23.5-25 BRIX	063600	No premium; -10% below			
23.5-25.5 BRIX	064040	No premium; -1% below			
	064045	No premium; -1.5% below			
	064050	No premium; -20% below			
	064170	No premium; -10% below			
	064240	No premium; -15% below			

*GROWERS
AND VINTNERS*

*Please notify USDA, NASS,
California Field Office of any
corrections by February 15, 2008.*

**TABLE 10: WEIGHTED AVERAGE GROWER RETURNS PER TON DELIVERED BASIS NON-RELATED PURCHASE
FOR WINE, CONCENTRATE, JUICE, VINEGAR, AND BEVERAGE BRANDY BY CALIFORNIA PROCESSORS
FROM THE 2007 CROP BY TYPE, VARIETY, AND REPORTING DISTRICT WHERE GROWN, WITH COMPARISONS**

Type and Variety	1	2	3	4	5	6	7	8	9	10
	Dollars									
RAISIN GRAPES:										
Diamond Muscat	0.00	0.00	0.00	0.00	0.00	0.00	0.00	0.00	0.00	0.00
Dovine	0.00	0.00	0.00	0.00	0.00	0.00	0.00	0.00	0.00	0.00
Fiesta	0.00	0.00	0.00	0.00	0.00	0.00	0.00	0.00	0.00	0.00
Selma Pete	0.00	0.00	0.00	0.00	0.00	0.00	0.00	0.00	0.00	0.00
Thompson Seedless	0.00	0.00	0.00	0.00	0.00	0.00	0.00	0.00	0.00	0.00
Total Raisin	0.00	0.00	0.00	0.00	0.00	0.00	0.00	0.00	0.00	0.00
TABLE GRAPES:										
Autumn Royal	0.00	0.00	0.00	0.00	0.00	0.00	0.00	0.00	0.00	0.00
Black Monukka	0.00	0.00	0.00	0.00	0.00	0.00	0.00	0.00	0.00	0.00
Calmeria	0.00	0.00	0.00	0.00	0.00	0.00	0.00	0.00	0.00	0.00
Christmas Rose	0.00	0.00	0.00	0.00	0.00	0.00	0.00	0.00	0.00	0.00
Crimson Seedless *	0.00	0.00	0.00	0.00	0.00	0.00	0.00	0.00	0.00	0.00
Emerald Seedless *	0.00	0.00	0.00	0.00	0.00	0.00	0.00	0.00	0.00	0.00
Emperor	0.00	0.00	0.00	0.00	0.00	0.00	0.00	0.00	0.00	0.00
Flame Seedless *	0.00	0.00	0.00	0.00	0.00	0.00	0.00	0.00	0.00	0.00
Flame Tokay	0.00	0.00	0.00	0.00	0.00	0.00	0.00	0.00	0.00	0.00
Italia *	0.00	0.00	0.00	0.00	0.00	0.00	0.00	0.00	0.00	0.00
Malaga *	0.00	0.00	0.00	0.00	0.00	0.00	0.00	0.00	0.00	0.00
Marroo Seedless	0.00	0.00	0.00	0.00	0.00	0.00	0.00	0.00	0.00	0.00
Perlette	0.00	0.00	0.00	0.00	0.00	0.00	0.00	0.00	0.00	0.00
Princess *	0.00	0.00	0.00	0.00	0.00	0.00	0.00	0.00	0.00	0.00
Red Globe *	0.00	0.00	0.00	0.00	0.00	0.00	0.00	0.00	0.00	0.00
Ribier	0.00	0.00	0.00	0.00	0.00	0.00	0.00	0.00	0.00	0.00
Ruby Seedless *	0.00	0.00	0.00	0.00	0.00	0.00	0.00	0.00	0.00	0.00
Summer Muscat	0.00	0.00	0.00	0.00	0.00	0.00	0.00	0.00	0.00	0.00
Other Table 1/	0.00	0.00	2,277.59	0.00	0.00	0.00	0.00	0.00	0.00	0.00
Total Table	0.00	0.00	2,277.59	0.00	0.00	0.00	0.00	0.00	0.00	0.00
WINE GRAPES (WHITE):										
Arneis	1,215.00	0.00	1,694.41	0.00	0.00	0.00	1,539.34	0.00	0.00	0.00
Burger *	0.00	0.00	0.00	0.00	0.00	0.00	0.00	0.00	0.00	175.00
Chardonnay *	1,064.28	1,334.81	1,850.19	2,207.33	616.36	653.48	1,098.93	1,352.22	469.83	1,021.38
Chenin Blanc	497.12	0.00	556.32	483.91	247.51	0.00	398.49	674.65	369.98	174.00
Cortese	1,000.00	0.00	0.00	0.00	0.00	0.00	0.00	0.00	0.00	0.00
Emerald Riesling	0.00	0.00	0.00	0.00	0.00	200.00	0.00	0.00	0.00	0.00
Flora	0.00	0.00	0.00	1,987.68	0.00	0.00	0.00	0.00	0.00	0.00
French Colombard	793.15	0.00	448.72	0.00	0.00	0.00	0.00	0.00	200.48	0.00
Gewurztraminer	1,139.70	0.00	1,563.57	650.00	0.00	1,100.00	931.32	925.08	1,085.57	650.00
Gray Riesling *	0.00	0.00	1,146.56	0.00	0.00	0.00	0.00	0.00	0.00	0.00
Grenache Blanc	0.00	0.00	2,500.00	0.00	0.00	0.00	1,406.37	1,840.80	0.00	1,563.59
Malvasia Bianca *	0.00	0.00	1,763.82	0.00	1,100.00	400.00	668.65	1,600.00	0.00	1,457.14
Marsanne	1,545.46	0.00	2,032.93	2,125.00	1,500.00	0.00	850.23	1,573.21	0.00	1,422.97
Melon	0.00	0.00	1,887.73	0.00	0.00	0.00	0.00	0.00	0.00	0.00
Moscato Gaillo *	0.00	0.00	0.00	0.00	0.00	0.00	800.00	0.00	0.00	0.00
Muscat Blanc *	1,241.08	1,152.91	2,110.09	1,825.79	1,182.51	0.00	975.75	1,151.08	325.00	1,200.64
Muscat Orange	1,358.09	0.00	3,800.00	0.00	0.00	0.00	1,294.94	1,326.75	0.00	1,002.38
Muscat of Alexandria	0.00	0.00	0.00	0.00	0.00	0.00	0.00	0.00	0.00	0.00
Palomino *	200.00	0.00	0.00	0.00	0.00	0.00	0.00	0.00	200.00	0.00
Pinot Blanc	1,128.02	1,150.00	1,671.90	1,852.42	0.00	1,304.47	826.57	1,454.91	0.00	1,200.00
Pinot Gris *	1,238.49	1,291.18	1,827.65	2,104.06	719.54	1,008.54	1,176.84	1,399.28	1,500.00	1,230.64
Ribolla Gialla *	0.00	0.00	0.00	2,250.00	0.00	0.00	0.00	0.00	0.00	0.00
Roussanne	1,387.05	0.00	2,252.76	0.00	1,322.50	0.00	1,755.95	2,004.11	0.00	1,328.51
Sauvignon Blanc	1,024.66	897.65	1,517.69	1,810.17	384.20	264.45	904.65	878.37	417.91	642.53
Sauvignon Musque	950.00	900.00	1,626.15	2,052.56	858.50	400.00	1,267.75	0.00	0.00	0.00
Sauvignon Vert *	0.00	0.00	0.00	0.00	0.00	0.00	0.00	0.00	0.00	0.00
Semillon	1,404.35	937.85	1,823.84	2,104.94	0.00	865.94	1,261.10	454.01	0.00	757.87
St. Emilion *	0.00	0.00	0.00	0.00	0.00	0.00	0.00	2,250.00	0.00	0.00
Symphony	0.00	0.00	0.00	0.00	142.43	0.00	0.00	0.00	0.00	0.00
Tocai Friulano	1,174.03	0.00	3,391.23	0.00	0.00	0.00	1,322.18	1,598.30	0.00	0.00
Torrontes	0.00	0.00	0.00	0.00	0.00	0.00	0.00	0.00	0.00	0.00
Triplet Blanc	0.00	0.00	0.00	0.00	0.00	0.00	0.00	0.00	0.00	0.00
Verdelho	0.00	0.00	0.00	0.00	0.00	0.00	0.00	1,500.00	0.00	1,000.00
Vernaccia	0.00	0.00	1,980.71	0.00	0.00	0.00	0.00	0.00	0.00	0.00
Vioignier	1,195.08	1,279.47	2,323.84	2,161.94	714.47	560.76	1,343.95	1,611.71	279.21	1,392.62

**TABLE 10: WEIGHTED AVERAGE GROWER RETURNS PER TON DELIVERED BASIS NON-RELATED PURCHASE FOR
WINE, CONCENTRATE, JUICE, VINEGAR, AND BEVERAGE BRANDY BY CALIFORNIA PROCESSORS
FROM THE 2007 CROP BY TYPE, VARIETY, AND REPORTING DISTRICT WHERE GROWN, WITH COMPARISONS**

Type and Variety	11	12	13	14	15	16	17	2007 State Total	2006 State Total
	Dollars								
RAISIN GRAPES:									
Diamond Muscat	0.00	0.00	150.00	0.00	0.00	0.00	0.00	150.00	600.00
Dovine	0.00	0.00	150.00	0.00	0.00	0.00	0.00	150.00	150.00
Fiesta	0.00	0.00	152.80	0.00	0.00	0.00	0.00	152.80	150.41
Selma Pete	0.00	0.00	150.00	0.00	0.00	0.00	0.00	150.00	0.00
Thompson Seedless	0.00	150.13	156.22	147.38	0.00	0.00	0.00	155.36	153.93
Total Raisin	0.00	150.13	155.71	147.38	0.00	0.00	0.00	155.01	153.67
TABLE GRAPES:									
Autumn Royal	0.00	0.00	0.00	132.60	0.00	0.00	0.00	132.60	131.25
Black Monukka	0.00	0.00	150.00	0.00	0.00	0.00	0.00	150.00	0.00
Calmeria	0.00	0.00	0.00	133.90	0.00	0.00	0.00	133.90	125.62
Christmas Rose	0.00	0.00	0.00	133.25	0.00	0.00	0.00	133.25	131.25
Crimson Seedless *	0.00	0.00	0.00	135.20	0.00	0.00	0.00	135.20	137.49
Emerald Seedless *	0.00	0.00	0.00	134.55	0.00	0.00	0.00	134.55	132.50
Emperor	0.00	0.00	0.00	134.55	0.00	0.00	0.00	134.55	0.00
Flame Seedless *	0.00	0.00	147.24	148.99	0.00	0.00	0.00	148.85	142.79
Flame Tokay	125.00	0.00	0.00	141.05	0.00	0.00	0.00	125.77	152.04
Italia *	0.00	0.00	0.00	140.43	0.00	0.00	0.00	140.43	136.98
Malaga *	0.00	0.00	150.74	0.00	0.00	0.00	0.00	150.74	130.51
Marroo Seedless	0.00	0.00	0.00	0.00	0.00	0.00	0.00	0.00	126.50
Perlette	0.00	0.00	0.00	149.50	0.00	0.00	0.00	149.50	140.62
Princess *	0.00	0.00	0.00	148.20	0.00	0.00	0.00	148.20	135.62
Red Globe *	0.00	0.00	0.00	135.79	0.00	0.00	0.00	135.79	130.54
Ribier	0.00	0.00	143.00	0.00	0.00	0.00	0.00	143.00	124.37
Ruby Seedless *	0.00	0.00	149.11	142.06	0.00	0.00	0.00	146.85	141.81
Summer Muscat	0.00	0.00	150.00	0.00	0.00	0.00	0.00	150.00	600.00
Other Table 1/	0.00	0.00	400.00	133.62	0.00	0.00	0.00	157.72	133.96
Total Table	125.00	0.00	149.74	138.56	0.00	0.00	0.00	142.55	137.83
WINE GRAPES (WHITE):									
Arneis	0.00	0.00	0.00	0.00	0.00	0.00	0.00	1,593.33	1,572.49
Burger *	199.91	149.82	175.00	183.84	0.00	0.00	0.00	175.65	176.17
Chardonnay *	397.48	340.31	277.89	239.29	1,000.00	1,220.47	492.96	756.49	787.90
Chenin Blanc	260.11	243.12	182.98	171.39	0.00	600.00	393.96	220.57	219.39
Cortese	0.00	0.00	0.00	0.00	0.00	0.00	0.00	1,000.00	0.00
Emerald Riesling	0.00	0.00	0.00	292.29	0.00	0.00	0.00	290.36	297.34
Flora	0.00	0.00	0.00	0.00	0.00	0.00	0.00	1,987.68	0.00
French Colombard	199.71	194.27	179.86	193.94	0.00	0.00	0.00	184.32	189.63
Gewurztraminer	433.86	0.00	0.00	0.00	0.00	850.00	632.93	964.07	990.56
Gray Riesling *	0.00	0.00	0.00	0.00	0.00	0.00	0.00	1,146.56	1,164.72
Grenache Blanc	0.00	0.00	0.00	0.00	0.00	0.00	1,200.00	1,667.58	1,670.60
Malvasia Bianca *	244.71	270.09	352.62	239.07	0.00	0.00	0.00	305.99	324.90
Marsanne	849.41	0.00	0.00	0.00	0.00	0.00	800.00	1,208.76	1,059.46
Melon	0.00	0.00	0.00	0.00	0.00	0.00	0.00	1,887.73	1,926.47
Moscato Gaillo *	300.00	0.00	0.00	0.00	0.00	0.00	0.00	311.42	850.00
Muscat Blanc *	430.57	437.90	403.99	0.00	1,000.00	1,180.42	556.53	595.48	574.91
Muscat Orange	348.36	384.90	455.46	0.00	0.00	1,000.00	700.00	467.55	625.74
Muscat of Alexandria	200.00	0.00	241.52	230.81	0.00	0.00	0.00	236.65	262.94
Palomino *	200.00	0.00	170.50	0.00	300.00	0.00	0.00	172.53	162.43
Pinot Blanc	0.00	0.00	0.00	0.00	0.00	0.00	0.00	1,389.74	1,404.27
Pinot Gris *	565.69	511.16	1,200.00	500.00	0.00	1,337.11	603.85	735.77	761.46
Ribolla Gialla *	0.00	0.00	0.00	0.00	0.00	0.00	0.00	2,250.00	2,250.00
Roussanne	833.95	0.00	0.00	0.00	0.00	1,366.87	0.00	1,731.41	1,898.47
Sauvignon Blanc	406.03	299.71	225.41	250.00	1,000.00	1,324.09	468.92	695.06	743.13
Sauvignon Musque	600.00	0.00	0.00	0.00	0.00	0.00	0.00	964.81	1,463.95
Sauvignon Vert *	0.00	0.00	0.00	0.00	0.00	0.00	0.00	0.00	1,500.00
Semillon	284.99	0.00	288.09	0.00	1,000.00	1,187.53	350.31	473.71	514.42
St. Emilion *	0.00	0.00	175.00	0.00	0.00	0.00	0.00	596.24	357.63
Symphony	296.29	265.84	304.64	325.00	200.00	0.00	370.84	310.88	336.94
Tocai Friulano	150.00	0.00	0.00	0.00	0.00	0.00	0.00	719.97	1,556.63
Torrontes	856.76	0.00	0.00	0.00	0.00	0.00	0.00	856.76	1,100.00
Triplett Blanc	0.00	0.00	172.40	0.00	0.00	0.00	0.00	172.40	175.00
Verdelho	567.80	0.00	0.00	0.00	0.00	0.00	0.00	596.30	899.37
Vernaccia	0.00	0.00	0.00	0.00	0.00	0.00	0.00	1,980.71	1,964.00
Viognier	571.00	399.44	567.50	0.00	0.00	1,303.19	615.06	806.41	856.94

**TABLE 10: WEIGHTED AVERAGE GROWER RETURNS PER TON DELIVERED BASIS NON-RELATED PURCHASE
FOR WINE, CONCENTRATE, JUICE, VINEGAR, AND BEVERAGE BRANDY BY CALIFORNIA PROCESSORS
FROM THE 2007 CROP BY TYPE, VARIETY, AND REPORTING DISTRICT WHERE GROWN, WITH COMPARISONS**

Type and Variety	1	2	3	4	5	6	7	8	9	10
	Dollars									
WINE GRAPES (WHITE):										
(Cont'd.)										
White Riesling *	1,813.06	1,253.74	2,296.42	2,034.34	1,006.17	0.00	1,101.08	1,002.16	1,500.00	950.00
Other White 1/	1,657.90	975.00	1,100.00	2,200.00	1,500.00	87.92	1,350.00	2,026.83	400.00	1,400.00
Total White	1,053.14	978.45	1,799.74	2,087.81	562.26	587.20	1,079.62	1,250.34	446.72	881.83
WINE GRAPES (RED):										
Aglianico	0.00	0.00	0.00	2,529.41	0.00	0.00	0.00	1,500.00	0.00	1,248.61
Aleatico	0.00	0.00	2,379.08	0.00	0.00	0.00	0.00	0.00	0.00	0.00
Alicante Bouschet *	1,500.00	0.00	3,250.32	0.00	0.00	603.87	1,300.00	2,600.00	0.00	986.03
Alvarelhao	0.00	0.00	0.00	0.00	0.00	0.00	0.00	1,400.00	0.00	1,331.88
Barbera	1,287.22	1,325.29	3,339.44	1,956.90	0.00	553.74	1,214.51	1,235.11	0.00	1,195.60
Cabernet Franc	1,567.39	1,824.62	2,074.73	4,074.59	1,204.10	1,758.32	979.93	998.86	0.00	1,121.46
Cabernet Sauvignon	1,241.22	1,403.02	2,225.48	4,145.31	573.26	1,002.49	915.97	846.21	221.35	1,026.31
Carignane	759.48	0.00	1,893.85	2,516.58	909.00	1,067.27	800.00	1,358.47	0.00	1,380.82
Carmenere	0.00	1,000.00	600.00	0.00	0.00	0.00	0.00	0.00	0.00	0.00
Carmine	0.00	0.00	0.00	0.00	600.00	0.00	0.00	0.00	0.00	0.00
Carnelian	0.00	0.00	0.00	0.00	0.00	0.00	0.00	1,600.00	0.00	0.00
Centurian	0.00	0.00	0.00	0.00	0.00	0.00	0.00	0.00	0.00	0.00
Charbono	776.43	0.00	0.00	2,301.60	0.00	0.00	958.92	0.00	0.00	1,286.89
Cinsaut *	2,000.00	0.00	2,023.73	0.00	0.00	425.88	0.00	1,690.34	0.00	1,056.39
Counoise	3,600.00	0.00	1,951.60	0.00	0.00	0.00	0.00	1,190.05	0.00	1,347.77
Dolcetto	1,479.58	0.00	1,854.56	982.35	0.00	2,252.00	1,692.93	1,304.05	0.00	1,500.00
Domfelder	0.00	0.00	0.00	0.00	0.00	0.00	0.00	2,500.00	0.00	0.00
Durif	1,400.00	0.00	0.00	0.00	0.00	1,800.00	0.00	0.00	0.00	0.00
Early Burgundy	0.00	0.00	1,200.00	2,000.00	0.00	0.00	0.00	0.00	0.00	0.00
Freisa	0.00	0.00	0.00	0.00	0.00	0.00	0.00	1,200.00	0.00	0.00
Gamay (Napa) *	1,127.60	900.00	881.80	1,506.33	538.65	0.00	0.00	927.90	1,200.00	1,500.00
Gamay Beaujolais	0.00	0.00	0.00	1,706.61	0.00	0.00	0.00	0.00	0.00	0.00
Graciano	0.00	0.00	0.00	0.00	0.00	0.00	0.00	0.00	0.00	1,357.81
Grand Noir	0.00	0.00	0.00	0.00	0.00	1,500.00	0.00	0.00	0.00	0.00
Grenache *	1,451.73	1,833.46	2,416.13	3,059.42	0.00	840.22	1,416.94	1,547.39	227.79	1,452.42
Grignolino	0.00	0.00	0.00	0.00	0.00	0.00	0.00	0.00	0.00	0.00
Lagrein	0.00	0.00	0.00	0.00	0.00	0.00	1,725.00	1,531.85	0.00	0.00
Malbec	1,349.50	1,747.32	2,468.05	3,986.62	900.00	1,801.70	762.57	1,174.58	0.00	1,553.05
Mataro *	2,172.97	1,912.05	2,676.16	3,097.59	1,100.00	1,403.31	1,827.85	1,517.68	0.00	1,287.27
Merlot	1,007.17	780.83	1,442.64	2,669.71	621.68	686.93	967.31	787.52	212.69	916.43
Meunier *	0.00	0.00	2,467.57	1,758.98	0.00	0.00	0.00	0.00	0.00	0.00
Mission	0.00	0.00	0.00	0.00	0.00	0.00	0.00	500.00	0.00	1,225.86
Montepulciano	1,500.00	0.00	2,800.00	1,695.89	0.00	0.00	0.00	0.00	1,300.00	0.00
Muscat Hamburg *	0.00	0.00	0.00	0.00	0.00	0.00	0.00	0.00	0.00	1,251.45
Nebbiolo	1,500.00	900.00	0.00	2,216.00	0.00	2,141.00	1,600.00	1,926.42	0.00	903.91
Negrette *	0.00	0.00	0.00	4,036.00	0.00	0.00	1,527.27	0.00	0.00	0.00
Negroamaro	1,500.00	0.00	0.00	0.00	0.00	0.00	0.00	0.00	0.00	0.00
Nero D'Avola *	1,500.00	0.00	0.00	0.00	0.00	0.00	0.00	0.00	0.00	0.00
Perelli 101	0.00	0.00	0.00	0.00	0.00	0.00	0.00	1,500.00	0.00	0.00
Petit Verdot	1,543.83	1,640.98	2,595.04	4,857.34	2,000.00	1,109.85	1,265.30	1,281.03	100.00	1,242.78
Petite Sirah	1,447.59	1,447.30	2,433.39	3,022.97	905.61	1,199.81	1,171.25	929.53	487.35	1,442.16
Pfeffer Cabernet	0.00	0.00	0.00	0.00	0.00	0.00	1,603.18	0.00	0.00	0.00
Pinot Noir	2,343.59	2,400.00	2,813.62	2,417.33	1,127.23	2,323.88	1,811.11	2,909.61	595.41	1,124.75
Pinotage	1,683.88	0.00	2,700.00	0.00	0.00	0.00	0.00	0.00	0.00	1,166.67
Primitivo	1,200.00	1,655.91	2,843.24	1,921.69	0.00	800.00	1,190.24	1,140.73	0.00	1,217.81
Refosco *	0.00	0.00	0.00	0.00	0.00	1,450.00	0.00	1,022.18	0.00	0.00
Royalty	0.00	0.00	0.00	0.00	0.00	0.00	0.00	0.00	0.00	0.00
Rubired *	0.00	0.00	0.00	0.00	0.00	0.00	0.00	0.00	0.00	0.00
Ruby Cabernet	0.00	0.00	0.00	0.00	0.00	0.00	0.00	0.00	0.00	0.00
Sagrantino	0.00	0.00	0.00	0.00	0.00	0.00	0.00	0.00	0.00	0.00
Salvador	0.00	0.00	0.00	0.00	0.00	0.00	0.00	0.00	0.00	0.00
Sangiovese *	1,508.05	0.00	1,904.54	2,127.68	1,000.00	1,530.11	1,161.60	1,427.56	0.00	1,151.67
Souzao	1,500.00	1,000.00	0.00	0.00	0.00	1,000.00	1,781.82	1,296.05	0.00	950.54
Syrah *	1,391.52	1,211.00	2,290.65	2,860.42	842.76	848.87	949.04	1,142.54	603.22	1,173.92
Tannat	0.00	0.00	1,880.86	0.00	1,000.00	0.00	0.00	1,715.00	0.00	0.00
Tempranillo *	1,400.00	2,030.28	0.00	2,225.31	0.00	1,200.00	1,274.30	1,205.39	960.00	1,366.63
Teroldego	0.00	0.00	0.00	0.00	0.00	1,100.00	1,083.99	0.00	1,000.00	0.00
Tinta Barroca	1,400.00	0.00	0.00	0.00	0.00	0.00	0.00	0.00	0.00	0.00
Tinta Cao	1,400.00	1,000.00	3,640.00	3,074.15	0.00	0.00	1,000.00	1,400.00	0.00	1,118.66
Tinta Francisca	1,400.00	0.00	0.00	0.00	0.00	0.00	0.00	0.00	0.00	0.00
Tinta Madeira	0.00	1,000.00	0.00	0.00	0.00	0.00	0.00	1,303.91	0.00	0.00
Touriga Francesca	0.00	0.00	0.00	0.00	0.00	0.00	1,055.93	0.00	0.00	819.09
Touriga Nacional *	1,400.00	1,000.00	2,000.00	2,000.00	0.00	0.00	1,000.00	1,513.89	0.00	1,270.46
Trousseau *	0.00	0.00	0.00	0.00	0.00	0.00	0.00	0.00	0.00	2,100.00
Zinfandel	1,302.71	1,199.42	2,409.14	2,551.67	503.50	1,277.40	560.36	989.35	311.44	1,045.26
Other Red 1/	0.00	1,000.00	2,875.88	2,000.00	0.00	378.61	2,095.24	1,850.00	0.00	1,065.66
Total Red	1,332.46	1,358.57	2,278.76	3,526.19	775.92	1,130.17	1,152.73	1,064.21	314.59	1,091.31
TOTAL WINE	1,207.22	1,231.70	2,076.37	3,132.14	649.74	891.23	1,113.23	1,118.22	392.86	1,069.11
TOTAL ALL VARIETIES	1,207.22	1,231.70	2,076.43	3,132.14	649.74	891.23	1,113.23	1,118.22	392.86	1,069.11

TABLE 10: WEIGHTED AVERAGE GROWER RETURNS PER TON DELIVERED BASIS NON-RELATED PURCHASE FOR WINE, CONCENTRATE, JUICE, VINEGAR, AND BEVERAGE BRANDY BY CALIFORNIA PROCESSORS FROM THE 2007 CROP BY TYPE, VARIETY, AND REPORTING DISTRICT WHERE GROWN, WITH COMPARISONS

Type and Variety	11	12	13	14	15	16	17	2007 State Total	2006 State Total
	Dollars								
WINE GRAPES (WHITE):									
(Cont'd.)									
White Riesling *	200.00	0.00	345.81	0.00	0.00	1,009.11	681.73	1,079.31	1,058.78
Other White 1/	150.00	0.00	126.92	0.00	0.00	0.00	800.00	196.72	173.08
Total White	397.35	287.90	200.61	206.39	544.78	1,186.97	494.55	475.31	496.64
WINE GRAPES (RED):									
Aglianico	0.00	1,476.58	0.00	0.00	0.00	0.00	0.00	1,495.29	1,458.38
Aleatico	0.00	0.00	0.00	0.00	0.00	2,029.89	0.00	2,370.27	2,029.32
Alicante Bouschet *	380.07	355.40	206.23	314.11	800.00	1,600.00	998.25	338.94	326.08
Alvarelhao	916.67	0.00	0.00	0.00	0.00	0.00	0.00	1,101.13	1,170.41
Barbera	416.34	308.87	211.58	169.65	0.00	1,002.99	800.00	234.91	243.64
Cabernet Franc	281.82	0.00	252.50	1,000.00	0.00	1,238.89	987.88	1,557.30	1,721.76
Cabernet Sauvignon	336.11	264.63	260.77	126.10	0.00	1,168.40	353.72	920.60	930.02
Carignane	284.49	217.17	197.78	200.00	0.00	515.15	0.00	295.40	310.29
Carmenere	0.00	0.00	0.00	0.00	0.00	0.00	0.00	749.25	1,795.35
Carmine	0.00	0.00	0.00	0.00	0.00	0.00	0.00	600.00	832.90
Carnelian	0.00	0.00	195.91	165.99	0.00	0.00	0.00	188.43	194.38
Centurian	0.00	0.00	122.88	0.00	0.00	0.00	0.00	122.88	250.00
Charbono	0.00	0.00	0.00	0.00	0.00	0.00	0.00	1,750.14	1,650.26
Cinsaut *	629.12	0.00	120.00	0.00	0.00	1,250.00	0.00	510.45	612.04
Counoise	0.00	892.77	0.00	0.00	0.00	0.00	0.00	1,199.76	1,249.06
Dolcetto	0.00	0.00	0.00	0.00	0.00	0.00	0.00	1,633.22	1,856.77
Dornfelder	0.00	0.00	0.00	0.00	0.00	0.00	0.00	2,500.00	0.00
Durif	0.00	0.00	0.00	0.00	0.00	0.00	0.00	1,512.50	1,430.19
Early Burgundy	0.00	0.00	0.00	0.00	0.00	0.00	0.00	1,427.16	836.67
Freisa	0.00	1,153.01	0.00	0.00	0.00	0.00	0.00	1,172.70	1,577.87
Gamay (Napa) *	0.00	0.00	160.40	0.00	0.00	0.00	400.00	540.00	457.76
Gamay Beaujolais	0.00	0.00	0.00	0.00	0.00	0.00	0.00	1,706.61	0.00
Graciano	690.86	0.00	0.00	0.00	0.00	0.00	0.00	874.85	1,000.00
Grand Noir	0.00	0.00	0.00	0.00	0.00	0.00	0.00	1,500.00	0.00
Grenache *	473.91	247.25	181.75	221.87	592.62	1,239.61	871.04	233.73	224.19
Grignolino	0.00	0.00	0.00	0.00	0.00	0.00	0.00	0.00	1,500.00
Lagrein	0.00	0.00	0.00	0.00	0.00	0.00	0.00	1,535.64	1,572.86
Malbec	386.44	500.00	0.00	0.00	0.00	1,054.45	0.00	1,182.37	1,158.16
Mataro *	595.49	646.97	600.00	0.00	0.00	958.71	0.00	1,330.57	1,201.89
Merlot	379.99	254.66	241.64	219.32	1,000.00	1,061.68	523.85	613.56	723.88
Meunier *	0.00	0.00	0.00	0.00	0.00	0.00	0.00	2,351.45	2,057.24
Mission	197.07	0.00	178.80	175.00	300.00	300.00	0.00	181.31	180.00
Montepulciano	0.00	730.56	0.00	0.00	0.00	0.00	0.00	857.25	915.46
Muscat Hamburg *	793.78	700.00	444.14	0.00	0.00	0.00	0.00	712.68	766.54
Nebbiolo	0.00	0.00	416.47	0.00	0.00	1,357.58	0.00	1,594.72	1,902.21
Negrette *	0.00	0.00	0.00	0.00	0.00	0.00	0.00	2,183.92	1,293.91
Negroamaro	0.00	2,041.39	0.00	0.00	0.00	0.00	0.00	1,597.17	1,589.53
Nero D'Avola *	776.00	727.73	0.00	0.00	0.00	0.00	0.00	784.75	907.03
Perelli 101	0.00	0.00	0.00	0.00	0.00	0.00	0.00	1,500.00	1,500.00
Petit Verdot	569.96	554.86	0.00	317.16	0.00	1,021.09	800.00	1,337.60	1,435.76
Petite Sirah	563.09	308.93	185.51	0.00	0.00	1,748.44	990.16	920.26	1,029.56
Pfeffer Cabernet	0.00	0.00	0.00	0.00	0.00	0.00	0.00	1,603.18	1,772.73
Pinot Noir	662.10	795.23	792.31	0.00	3,725.95	1,021.32	740.56	2,194.52	2,078.67
Pinotage	150.00	0.00	0.00	0.00	0.00	1,100.00	0.00	630.88	1,551.36
Primitivo	825.00	0.00	0.00	0.00	0.00	0.00	800.00	1,597.78	1,580.61
Refosco *	0.00	0.00	0.00	0.00	0.00	0.00	0.00	1,039.49	1,427.07
Royalty	0.00	0.00	200.00	199.01	0.00	600.00	0.00	199.99	206.65
Rubired *	250.00	212.29	219.14	217.54	0.00	0.00	0.00	218.54	204.81
Ruby Cabernet	342.91	191.53	238.44	232.52	0.00	0.00	0.00	234.91	242.54
Sagrantino	0.00	808.19	0.00	0.00	0.00	0.00	0.00	808.19	2,266.07
Salvador	0.00	0.00	0.00	175.00	0.00	0.00	0.00	175.00	174.56
Sangiovese *	434.46	1,000.00	150.00	120.00	0.00	1,464.91	0.00	948.26	724.07
Souzao	794.75	0.00	600.00	0.00	0.00	0.00	0.00	1,051.48	1,124.25
Syrah *	357.85	288.42	210.55	211.51	500.00	1,171.85	608.05	636.23	675.39
Tannat	613.22	774.17	0.00	0.00	500.00	0.00	0.00	791.78	842.44
Tempranillo *	584.00	175.68	190.98	574.04	798.51	1,458.82	738.96	446.72	518.69
Teroldego	500.00	0.00	0.00	0.00	0.00	0.00	800.00	766.48	1,008.05
Tinta Barroca	0.00	0.00	0.00	0.00	0.00	0.00	0.00	1,400.00	0.00
Tinta Cao	1,100.00	0.00	600.00	0.00	0.00	0.00	0.00	1,402.72	1,118.78
Tinta Francisca	0.00	0.00	0.00	0.00	0.00	0.00	0.00	1,400.00	0.00
Tinta Madeira	0.00	750.00	0.00	0.00	0.00	0.00	0.00	1,090.58	311.06
Touriga Francesca	1,005.77	0.00	0.00	0.00	0.00	0.00	0.00	922.30	1,055.93
Touriga Nacional *	536.92	1,313.53	600.00	0.00	0.00	0.00	0.00	686.96	721.59
Trousseau *	650.00	0.00	0.00	0.00	0.00	0.00	0.00	891.67	1,555.88
Zinfandel	428.32	320.94	252.05	278.70	1,205.28	1,240.38	351.08	482.50	523.12
Other Red 1/	150.71	401.53	123.78	114.36	314.82	0.00	0.00	159.46	136.24
Total Red	398.54	285.95	223.92	203.34	1,611.05	1,159.76	577.41	616.12	639.38
TOTAL WINE	398.16	286.68	213.37	205.03	1,571.24	1,170.15	513.64	555.86	581.43
TOTAL ALL VARIETIES	397.14	286.37	199.92	194.22	1,571.24	1,170.15	513.64	508.02	541.83

* Synonyms for variety names are shown on Page 5.
1/ Other categories include minor and mixed varieties.