

MISSING SOMETHING?



Don't Miss the Boat: CIPRODEX® Otic Cures More
Otitis Externa Patients than CORTISPORIN* Otic.†

 **CIPRODEX®**

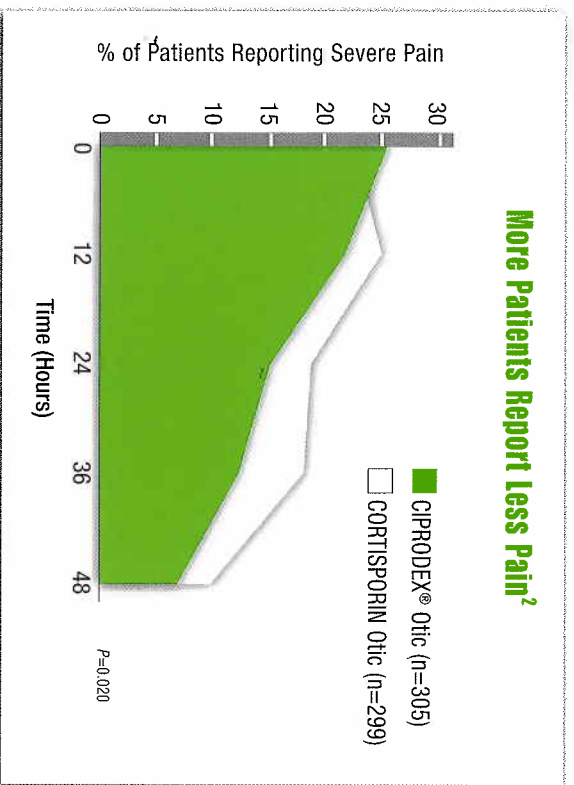
lorofloxacin 0.3% and dexamethasone 0.1%
STERILE OTIC SUSPENSION

All together better.

Soak This Up: For More Cures, Reduce Pain and Inflammation Fast.

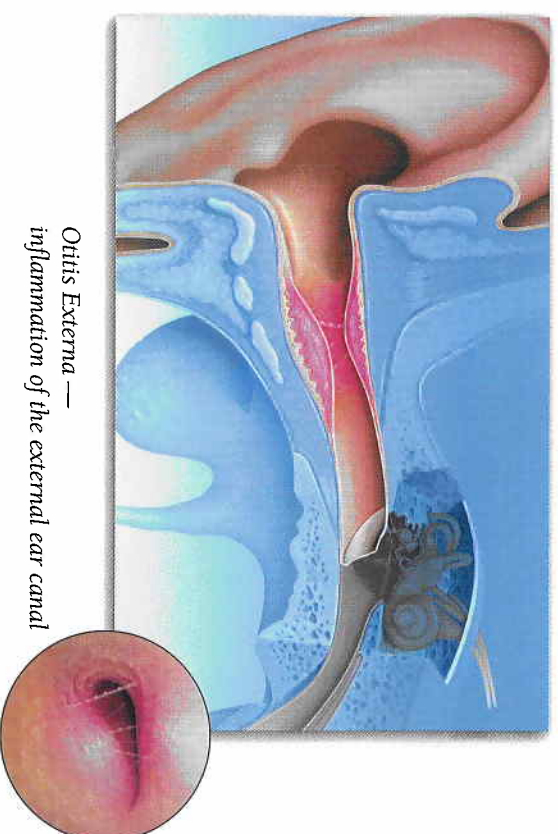
Don't rock the boat: less pain by day 2.²

- In a recent clinical study, a significantly higher number of otitis externa patients using CIPRODEX® Otic reported less pain by day two than patients using CORTISPORIN* Otic.²
- Patients using CIPRODEX® Otic reported significantly less severe pain in the first 12 hours compared to patients treated with CORTISPORIN Otic.³



You're sunk without a more efficient anti-inflammatory.

- CIPRODEX® Otic, with the powerful anti-inflammatory dexamethasone, was significantly more effective in reducing inflammation than CORTISPORIN Otic.⁴
- Even minimal swelling in the ear canal can cause severe pain.⁵




CIPRODEX® Otic is indicated in patients 6 months and older for acute otitis externa due to *Staphylococcus aureus* and *Pseudomonas aeruginosa*. CIPRODEX® Otic is contraindicated in patients with a history of hypersensitivity to ciprofloxacin, other quinolones and viral infections. If the infection is not improved after one week of treatment, cultures should be obtained to guide further treatment. Most commonly reported adverse reactions in clinical trials in AOE patients: pruritus (1.5%), ear debris (0.6%), superimposed ear infection (0.6%), ear congestion (0.4%), ear pain (0.4%) and erythema (0.4%).

Right in Your Backyard: Greater Safety and Success.


Twice the treatment success makes quite a splash.

- In a comparison against the most common otitis externa pathogen—*Pseudomonas aeruginosa*—CORTISPORIN* Otic had more than two times the treatment failure rate of CIPRODEX® Otic.⁴



An ocean apart on safety.

- All aminoglycosides are ototoxic.⁶
- A consensus panel of the American Academy of Otolaryngology—Head and Neck Surgery—unanimously recommends using topical antibiotic preparations free of potential ototoxicity.⁷
- 1 out of 8 patients had an allergic reaction to neomycin, an active ingredient in CORTISPORIN Otic.⁸




CIPRODEX®
Ciprofloxacin 0.3% and Dexamethasone 0.1%
STERILE OTIC SUSPENSION

All together better.

Come Aboard: ENTs Rely on CIPRODEX® Otic More than Any Other Topical Otic Drop.⁹

Calm waters ahead with easier dosing.¹

4  **2**  **7**
 4 DROPS 2 TIMES/DAY FOR 7 DAYS



Cure the OE Summertime Blues with CIPRODEX® Otic.

Proven Results in Otitis Externa^{1,2,10}

	CIPRODEX® Otic	CORTISPORIN* Otic
Less Pain by Day Two	<input checked="" type="checkbox"/>	<input type="checkbox"/>
More Effective Anti-inflammatory	<input checked="" type="checkbox"/>	<input type="checkbox"/>
More Successful Treatments	<input checked="" type="checkbox"/>	<input type="checkbox"/>
More Clinical Cures	<input checked="" type="checkbox"/>	<input type="checkbox"/>
Neomycin-free	<input checked="" type="checkbox"/>	<input type="checkbox"/>
Dexamethasone	<input checked="" type="checkbox"/>	<input type="checkbox"/>
Middle Ear Indication	<input checked="" type="checkbox"/>	<input type="checkbox"/>
Easier Dosing	<input checked="" type="checkbox"/>	<input type="checkbox"/>

CIPRODEX® Otic is indicated in patients 6 months and older for acute otitis externa due to *Staphylococcus aureus* and *Pseudomonas aeruginosa*. CIPRODEX® Otic is contraindicated in patients with a history of hypersensitivity to ciprofloxacin, other quinolones and viral infections. If the infection is not improved after one week of treatment, cultures should be obtained to guide further treatment. Most commonly reported adverse reactions in clinical trials in AOE patients: pruritus (1.5%), ear debris (0.6%), superimposed ear infection (0.6%), ear congestion (0.4%), ear pain (0.4%) and erythema (0.4%).

References:

1. CIPRODEX® Otic package insert.
2. Roland PS, Latolais TG, et al. A comparison of ciprofloxacin/dexamethasone and neomycin/polymyxin B/hydrocortisone for the treatment of acute otitis externa [abstract]. ASPO. January 31, 2005.
3. Data on file. Alcon Laboratories, Inc. (C98-18).
4. Roland PS, Schultz CC, et al. Efficacy and safety of topical ciprofloxacin/dexamethasone versus neomycin/polymyxin B/hydrocortisone for otitis externa. *Curr Med Res Opin.* 2004;20:1175-1183.
5. La Rosa S. Primary care management of otitis externa. *Nurse Pract.* 1998;23:125-133.
6. Beers MH, Berkow R, eds. Infectious diseases: antibacterial drugs. In: *The Merck Manual of Diagnosis and Therapy*. 17th ed. Whitehouse Station, NJ: Merck & Co., Inc.; 1999:section 13, chap 153.
7. American Academy of Otolaryngology-Head And Neck Surgery Foundation, Inc. Efficacy and safety of topical antibiotics in the treatment of ear disease: consensus panel update 2004. *Otolaryngol Head Neck Surg.* 2004;130(s5):s94.
8. Schapowal AG. Contact dermatitis to antibiotic ear drops is due to neomycin but not to ciprofloxacin. Presented at: XXXth Congress of the European Academy of Allergy and Clinical Immunology; May 2001; Berlin, Germany.
9. NDC Health; January-September 2004.
10. CORTISPORIN® Otic package insert.

CIPRODEX is a registered trademark of Bayer AG. Licensed to Alcon, Inc. by Bayer AG.
 *Trademark is the property of its owner.

Alcon

ALCON LABORATORIES, INC.
 200 NORTH ZEEB RD
 FORT WORTH, TEXAS 76101
 WWW.CIPRODEX.COM

©2005 Alcon, Inc. 5/05 CDXK6503VS Printed in USA

CIPRODEX®
 (ciprofloxacin 0.3% and dexamethasone 0.1%)
STERILE OTIC SUSPENSION

All together better.

**Time to Stock
Up for the
Summer Season**

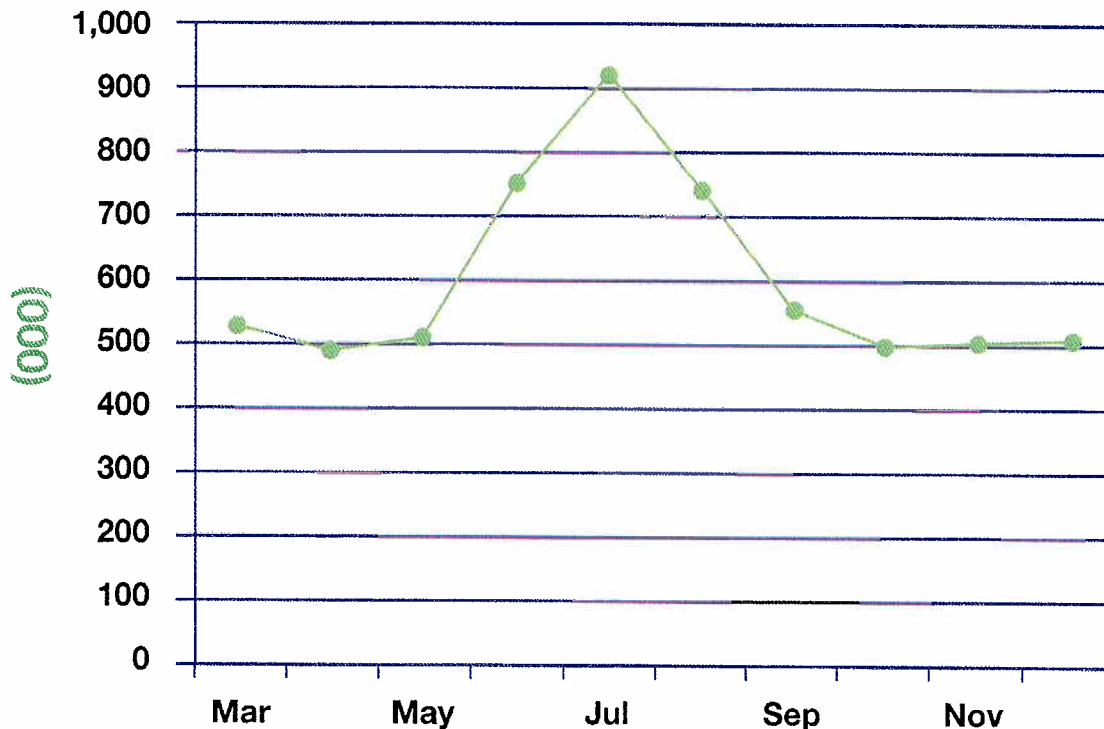


- Approved for the treatment of acute otitis media with tympanostomy tubes and acute otitis externa
- CIPRODEX® Otic is indicated for patients 6 months and older

CIPRODEX®
(ciprofloxacin 0.3% and dexamethasone 0.1%)
STERILE OTIC SUSPENSION

All together better.

2004 Topical Otic Trend
Summer Peak Season



CIPRODEX®

(ciprofloxacin 0.3% and dexamethasone 0.1%) Sterile Otic Suspension

DESCRIPTION

CIPRODEX® (ciprofloxacin 0.3% and dexamethasone 0.1%) Sterile Otic Suspension contains the synthetic broad-spectrum antibacterial agent, ciprofloxacin hydrochloride, combined with the anti-inflammatory corticosteroid, dexamethasone, in a sterile, preserved suspension for otic use. Each mL of CIPRODEX® Otic contains ciprofloxacin hydrochloride (equivalent to 3 mg ciprofloxacin base), 1 mg dexamethasone, and 0.1 mg benzalkonium chloride as a preservative. The inactive ingredients are boric acid, sodium chloride, hydroxyethyl cellulose, tyloxapol, acetic acid, sodium acetate, sodium disodium, and purified water. Sodium hydroxide or hydrochloric acid may be added for adjustment of pH.

Ciprofloxacin, a fluoroquinolone is available as the monohydrochloride monohydrate salt of 1-cyclopropyl-6-fluoro-1,4-dihydro-4-oxo-7-(1-piperazinyl)-3-quinolinocarboxylic acid. The empirical formula is $C_{17}H_{18}FN_3O_3 \cdot HCl \cdot H_2O$. Dexamethasone, 9-fluoro-11 β (beta),17,21-trihydroxy-16 α (alpha)-methylpregna-1,4-diene-3,20-dione, is an anti-inflammatory corticosteroid. The empirical formula is $C_{22}H_{32}FO_5$.

CLINICAL PHARMACOLOGY

Pharmacokinetics: Following a single bilateral 4-drop (total dose = 0.28 mL, 0.84 mg ciprofloxacin, 0.28 mg dexamethasone) topical otic dose of CIPRODEX® Otic to pediatric patients after tympanostomy tube insertion, measurable plasma concentrations of ciprofloxacin and dexamethasone were observed at 4 hours following administration in 2 of 9 patients and 5 of 9 patients, respectively.

Mean SD peak plasma concentrations of ciprofloxacin were 1.39 0.880 ng/mL (n=9). Peak plasma concentrations ranged from 0.543 ng/mL to 5.10 ng/mL and were on average approximately 0.1% of peak plasma concentrations achieved with an oral dose of 250-mg [1]. Peak plasma concentrations of ciprofloxacin were observed within 15 minutes to 2 hours post dose application.

Mean SD peak plasma concentrations of dexamethasone were 1.14 1.54 ng/mL (n=9). Peak plasma concentrations ranged from 0.135 ng/mL to 5.10 ng/mL and were on average approximately 14% of peak concentrations reported in the literature following an oral 0.5-mg tablet dose[2]. Peak plasma concentrations of dexamethasone were observed within 15 minutes to 2 hours post dose application. Dexamethasone has been added to aid in the resolution of the inflammatory response accompanying bacterial infection (such as otitis media) in pediatric patients with ADM with tympanostomy tubes).

Microbiology: Ciprofloxacin has *in vitro* activity against a wide range of gram-positive and gram-negative microorganisms. The bactericidal action of ciprofloxacin results from interference with the enzyme, DNA gyrase, which is needed for the synthesis of bacterial DNA. Cross-resistance has been observed between ciprofloxacin and other fluoroquinolones. There is generally no cross-resistance between ciprofloxacin and other classes of antibacterial agents such as beta-lactams or aminoglycosides.

Ciprofloxacin has been shown to be active against most isolates of the following microorganisms, both *in vitro* and clinically in otic infections as described in the INDICATIONS AND USAGE section.

Aerobic and facultative gram-positive microorganisms: *Staphylococcus aureus*, *Streptococcus pneumoniae*, *Aerobic and facultative gram-negative microorganisms:* *Haemophilus influenzae*, *Moraxella catarrhalis*, *Pseudomonas aeruginosa*. **INDICATIONS AND USAGE:** CIPRODEX® Otic is indicated for the treatment of infections caused by susceptible isolates of the designated microorganisms in the specific conditions listed below: Acute Otitis Media in pediatric patients (age 6 months and older) with tympanostomy tubes due to *Staphylococcus aureus*, *Streptococcus pneumoniae*, *Haemophilus influenzae*, *Moraxella catarrhalis*, and *Pseudomonas aeruginosa*. Acute Otitis Externa in pediatric (age 6 months and older), adult and elderly patients due to *Staphylococcus aureus* and *Pseudomonas aeruginosa*.

CONTRAINDICATIONS

CIPRODEX® Otic is contraindicated in patients with a history of hypersensitivity to ciprofloxacin, to other quinolones, or to any of the components in this medication. Use of this product is contraindicated in viral infections of the external canal including herpes simplex infections.

WARNINGS

FOR OTIC USE ONLY (This product is not approved for ophthalmic use.) **NOT FOR INJECTION**
CIPRODEX® Otic should be discontinued at the first appearance of a skin rash or any other sign of hypersensitivity. Serious and occasionally fatal hypersensitivity (anaphylactic) reactions, some following the first dose, have been reported in patients receiving systemic quinolones. Serious acute hypersensitivity reactions may require immediate emergency treatment.

PRECAUTIONS

General: As with other antibacterial preparations, use of this product may result in overgrowth of non-susceptible organisms, including yeast and fungi. If the infection is not improved after one week of treatment, cultures should be obtained to guide further treatment. If otitis persists after a full course of therapy, or if two or more episodes of otitis occur within six months, further evaluation is recommended to exclude an underlying condition such as cholesteatoma, foreign body, or a tumor. The systemic administration of quinolones, including ciprofloxacin at doses much higher than given or absorbed by the otic route, has led to lesions or erosions of the cartilage in weight-bearing joints and other signs of arthropathy in immature animals of various species. Guinea pigs dosed in the middle ear with CIPRODEX® Otic for one month exhibited no drug-related structural or functional changes of the cochlear hair cells and no lesions in the ossicles. CIPRODEX® Otic was also shown to lack dermal sensitizing potential in the guinea pig when tested according to the method of Buehler. No signs of local irritation were found when CIPRODEX® Otic was applied topically in the rabbit eye. **Information for Patients:** For otic use only. (This product is not approved for use in the eye.) Warm the bottle in your hand for one to two minutes prior to use and shake well immediately before using. Avoid contaminating the tip with material from the ear, fingers, or other sources. Protect from light. If rash or allergic reaction occurs, discontinue use immediately and contact your physician. It is very important to use the ear drops for as long as the doctor has instructed, even if the symptoms improve. Discard unused portion after therapy is completed. **Acute Otitis Media in pediatric patients with tympanostomy tubes:** Prior to administration of CIPRODEX® Otic in patients (6 months and older) with acute otitis media through tympanostomy tubes, the solution should be warmed by holding the bottle in the hand for one or two minutes to avoid dizziness which may result from the instillation of a cold solution. The patient should lie with the affected ear upward, and then the drops should be instilled. The tragus should then be pumped 5 times by pushing inward to facilitate penetration of the drops into the middle ear. This position should be maintained for 60 seconds. Repeat, if necessary, for the opposite ear (see **DOSAGE AND ADMINISTRATION**). **Acute Otitis Externa:** Prior to administration of CIPRODEX® Otic in patients with acute otitis externa, the solution should be warmed by holding the bottle in the hand for one or two minutes to avoid dizziness which may result from the instillation of a cold solution. The patient should lie with the affected ear upward, and then the drops should be instilled. This position should be maintained for 60 seconds to facilitate penetration of the drops into the ear canal. Repeat, if necessary, for the opposite ear (see **DOSAGE AND ADMINISTRATION**).

Drug Interactions: Specific drug interaction studies have not been conducted with CIPRODEX® Otic.

Carcinogenesis, Mutagenesis, Impairment of Fertility: Long-term carcinogenicity studies in mice and rats have been completed for ciprofloxacin. After daily oral doses of 750 mg/kg (mice) and 250 mg/kg (rats) were administered for up to 2 years, there was no evidence that ciprofloxacin had any carcinogenic or tumorigenic effects in these species. No long term studies of CIPRODEX® Otic have been performed to evaluate carcinogenic potential. Eight *in vitro* mutagenicity tests have been conducted with ciprofloxacin, and the test results are listed below: *Salmonella*/Microsome Test (Negative), *E. coli* DNA Repair Assay (Negative), Mouse Lymphoma Cell Forward Mutation Assay (Positive), Chinese Hamster V79 Cell HGPRT Test (Negative), Syrian Hamster Embryo Cell Transformation Assay (Negative), *Saccharomyces cerevisiae* Point Mutation Assay (Negative), *Saccharomyces cerevisiae* Mitotic Crossover and Gene Conversion Assay (Negative), Rat Hepatocyte DNA Repair Assay (Positive). Thus, 2 of the 8 tests were positive, but results of the following 3 *in vivo* test systems gave negative results: Rat Hepatocyte DNA Repair Assay, Micronucleus Test (Mice), Dominant Lethal Test (Mice). Fertility studies performed in rats at oral doses of ciprofloxacin up to 100 mg/kg/day revealed no evidence of impairment. This would be over 100 times the maximum recommended clinical dose of otic ciprofloxacin based upon body surface area, assuming total absorption of ciprofloxacin from the ear of a patient treated with CIPRODEX® Otic twice per day according to label directions. Long term studies have not been performed to evaluate the carcinogenic potential of topical otic dexamethasone. Dexamethasone has been tested for *in vitro* and *in vivo* genotoxic potential and shown to be positive in the following assays; chromosomal aberrations, sister-chromatid exchange in human lymphocytes and micronuclei and sister-chromatid exchanges in mouse bone marrow. However, the Ames/Salmonella assay, both with and without S9 mix, did not show any increase in His-revertants. The effect of dexamethasone on fertility has not been investigated following topical otic application. However, the lowest toxic dose of dexamethasone identified following topical dermal application was 1.802 mg/kg in a 26-week study in male rats and resulted in changes to the testes, epididymis, sperm duct, prostate, seminal vesicle, Cowper's gland and accessory glands. The relevance of this study for short term topical otic use is unknown.

Pregnancy

Teratogenic Effects. Pregnancy Category C: Reproduction studies have been performed in rats and mice using oral doses of up to 100 mg/kg and IV doses up to 30 mg/kg and have revealed no evidence of harm to the fetus as a result of ciprofloxacin. In rabbits, ciprofloxacin (30 and 100 mg/kg orally) produced gastrointestinal disturbances resulting in maternal weight loss and an increased incidence of abortion, but no teratogenicity was observed at either dose. After intravenous administration of doses up to 20 mg/kg, no maternal toxicity was produced in the rabbit, and no embryotoxicity or teratogenicity was observed. Corticosteroids are generally teratogenic in laboratory animals when administered systemically at relatively low dosage levels. The more potent corticosteroids have been shown to be teratogenic after dermal application in laboratory animals. Animal reproduction studies have not been conducted with CIPRODEX® Otic. No adequate and well controlled studies have been performed in pregnant women. Caution should be exercised when CIPRODEX® Otic is used by a pregnant woman.

Nursing Mothers: Ciprofloxacin and corticosteroids, as a class, appear in milk following oral administration. Dexamethasone in breast milk could suppress growth, interfere with endogenous corticosteroid production, or cause other untoward effects. It is not known whether topical otic administration of ciprofloxacin or dexamethasone could result in sufficient systemic absorption to produce detectable quantities in human milk. Because of the potential for unwanted effects in nursing infants, a decision should be made whether to discontinue nursing or to discontinue the drug, taking into account the importance of the drug to the mother.

Pediatric Use: The safety and efficacy of CIPRODEX® Otic have been established in pediatric patients 6 months and older (937 patients) in adequate and well-controlled clinical trials. Although no data are available on patients less than age 6 months, there are no known safety concerns or differences in the disease process in this population that would preclude use of this product. (See **DOSAGE AND ADMINISTRATION**.) No clinically relevant changes in hearing function were observed in 69 pediatric patients (age 4 to 12 years) treated with CIPRODEX® Otic and tested for audiometric parameters.

ADVERSE REACTIONS

In Phases II and III clinical trials, a total of 937 patients were treated with CIPRODEX® Otic. This included 400 patients with acute otitis media with tympanostomy tubes and 537 patients with acute otitis externa. The reported treatment-related adverse events are listed below:

Acute Otitis Media in pediatric patients with tympanostomy tubes: The following treatment-related adverse events occurred in 0.5% or more of the patients with non-intact tympanic membranes.

Adverse Event	Incidence (N=400)
Ear discomfort	3.0%
Ear pain	2.3%
Ear pruritus (residue)	0.5%
Irritability	0.5%
Taste perversion	0.5%

The following treatment-related adverse events were each reported in a single patient: tympanostomy tube blockage; ear pruritus; tinnitus; oral moniliasis; crying; dizziness; and erythema. **Acute Otitis Externa:** The following treatment-related adverse events occurred in 0.4% or more of the patients with intact tympanic membranes.

Adverse Event	Incidence (N=537)
Ear pruritus	1.5%
Ear debris	0.6%
Superimposed ear infection	0.6%
Ear congestion	0.4%
Ear pain	0.4%
Erythema	0.4%

The following treatment-related adverse events were each reported in a single patient: ear discomfort; decreased hearing; and ear disorder (tingling).

DOSAGE AND ADMINISTRATION

CIPRODEX® OTIC SHOULD BE SHAKEN WELL IMMEDIATELY BEFORE USE

CIPRODEX® OTIC contains 3 mg/mL (3000 g/g/mL) ciprofloxacin and 1 mg/mL dexamethasone.

Acute Otitis Media in pediatric patients with tympanostomy tubes: The recommended dosage regimen for the treatment of acute otitis media in pediatric patients (age 6 months and older) through tympanostomy tubes is: Four drops (0.14 mL, 0.42 mg ciprofloxacin, 0.14 mg dexamethasone) instilled into the affected ear twice daily for seven days. The solution should be warmed by holding the bottle in the hand for one or two minutes to avoid dizziness, which may result from the instillation of a cold solution. The patient should lie with the affected ear upward, and then the drops should be instilled. The tragus should then be pumped 5 times by pushing inward to facilitate penetration of the drops into the middle ear. This position should be maintained for 60 seconds. Repeat, if necessary, for the opposite ear. Discard unused portion after therapy is completed. **Acute Otitis Externa:** The recommended dosage regimen for the treatment of acute otitis externa is: For patients (age 6 months and older): Four drops (0.14 mL, 0.42 mg ciprofloxacin, 0.14 mg dexamethasone) instilled into the affected ear twice daily for seven days. The solution should be warmed by holding the bottle in the hand for one or two minutes to avoid dizziness, which may result from the instillation of a cold solution. The patient should lie with the affected ear upward, and then the drops should be instilled. This position should be maintained for 60 seconds to facilitate penetration of the drops into the ear canal. Repeat, if necessary, for the opposite ear. Discard unused portion after therapy is completed.

HOW SUPPLIED

CIPRODEX® (ciprofloxacin 0.3% and dexamethasone 0.1%) Sterile Otic Suspension is supplied as follows: 5 mL fill and 7.5 mL fill in a DROP-TAINER® system. The DROP-TAINER® system consists of a natural polyethylene bottle and natural plug, with a white polypropylene closure. Tamper evidence is provided with a shrink band around the closure and neck area of the package, NDC 0065-8533-01, 5 mL fill; NDC 0065-8533-02, 7.5 mL fill. Storage: Store at controlled room temperature, 15C to 30C (59F to 86F). Avoid freezing. Protect from light.

Clinical Studies: In a randomized, multicenter, controlled clinical trial, CIPRODEX® Otic dosed 2 times per day for 7 days demonstrated clinical cures in the per protocol analysis in 86% of AOMT patients compared to 79% for ofloxacin solution, 0.3%, dosed 2 times per day for 10 days. Among culture positive patients, clinical cures were 90% for CIPRODEX® Otic compared to 79% for ofloxacin solution, 0.3%. Microbiological eradication rates for these patients in the same clinical trial were 91% for CIPRODEX® Otic compared to 82% for ofloxacin solution, 0.3%. In 2 randomized multicenter, controlled clinical trials, CIPRODEX® Otic dosed 2 times per day for 7 days demonstrated clinical cures in 87% and 94% of per protocol evaluable ADE patients, respectively, compared to 84% and 89%, respectively, for otic suspension containing neomycin 0.35%, polymyxin B 10,000 IU/mL, and hydrocortisone 1.0% (neo/poly/Hc). Among culture positive patients clinical cures were 86% and 92% for CIPRODEX® Otic compared to 84% and 89%, respectively, for neo/poly/Hc. Microbiological eradication rates for these patients in the same clinical trials were 86% and 92% for CIPRODEX® Otic compared to 85% and 85%, respectively, for neo/poly/Hc.

References:

- Campoli-Richards DM, Monk JP, Price A, Benfield P, Todd PA, Ward A. Ciprofloxacin: A review of its antibacterial activity, pharmacokinetic properties and therapeutic uses. *Drugs* 1988;35:373-447.
- Loew D, Schuster O, and Graul E. Dose-dependent pharmacokinetics of dexamethasone. *Eur J Clin Pharmacol* 1986;30:225-230.

U.S. Patent Nos. 4,944,902; 6,284,804; 6,359,016

CIPRODEX is a registered trademark of Bayer AG. Licensed to Alcon, Inc. by Bayer AG.

Manufactured by Alcon Laboratories, Inc.

Rx Only

©2005 Alcon, Inc.

Revision date: 17 July 2003

Alcon®

ALCON LABORATORIES, INC.
Fort Worth, Texas 76134
www.ciprodex.com

CIPRODEX®

(ciprofloxacin 0.3% and dexamethasone 0.1%) Sterile Otic Suspension

DESCRIPTION

CIPRODEX® (ciprofloxacin 0.3% and dexamethasone 0.1%) Sterile Otic Suspension contains the synthetic broad-spectrum antibacterial agent, ciprofloxacin hydrochloride, combined with the anti-inflammatory corticosteroid, dexamethasone, in a sterile, preserved suspension for otic use. Each mL of CIPRODEX® Otic contains ciprofloxacin hydrochloride (equivalent to 3 mg ciprofloxacin base), 1 mg dexamethasone, and 0.1 mg benzalkonium chloride as a preservative. The inactive ingredients are boric acid, sodium chloride, hydroxyethyl cellulose, tyloxapol, acetic acid, sodium acetate, edetate disodium, and purified water. Sodium hydroxide or hydrochloric acid may be added for adjustment of pH.

Ciprofloxacin, a fluoroquinolone is available as the monohydrochloride monohydrate salt of 1-cyclopropyl-6-fluoro-1,4-dihydro-4-oxo-7-(1-piperazinyl)-3-quinolinecarboxylic acid. The empirical formula is C₁₇H₁₈FN₃O₃·HCl·H₂O. Dexamethasone, 9-fluoro-11(beta),17,21-trihydroxy-16(alpha)-methylpregna-1,4-diene-3,20-dione, is an anti-inflammatory corticosteroid. The empirical formula is C₂₂H₂₉FO₅.

CLINICAL PHARMACOLOGY

Pharmacokinetics: Following a single bilateral 4-drop (total dose = 0.28 mL, 0.84 mg ciprofloxacin, 0.28 mg dexamethasone) topical otic dose of CIPRODEX® Otic to pediatric patients after tympanostomy tube insertion, measurable plasma concentrations of ciprofloxacin and dexamethasone were observed at 6 hours following administration in 2 of 9 patients and 5 of 9 patients, respectively.

Mean SD peak plasma concentrations of ciprofloxacin were 1.39 0.880 ng/mL (n=9). Peak plasma concentrations ranged from 0.543 ng/mL to 3.45 ng/mL and were on average approximately 0.1% of peak plasma concentrations achieved with an oral dose of 250-mg [1]. Peak plasma concentrations of ciprofloxacin were observed within 15 minutes to 2 hours post dose application.

Mean SD peak plasma concentrations of dexamethasone were 1.14 1.54 ng/mL (n=9). Peak plasma concentrations ranged from 0.135 ng/mL to 5.10 ng/mL and were on average approximately 14% of peak concentrations reported in the literature following an oral 0.5-mg tablet dose[2]. Peak plasma concentrations of dexamethasone were observed within 15 minutes to 2 hours post dose application. Dexamethasone has been added to aid in the resolution of the inflammatory response accompanying bacterial infection (such as otorrhea in pediatric patients with AOM with tympanostomy tubes).

Microbiology: Ciprofloxacin has *in vitro* activity against a wide range of gram-positive and gram-negative microorganisms. The bactericidal action of ciprofloxacin results from interference with the enzyme, DNA gyrase, which is needed for the synthesis of bacterial DNA. Cross-resistance has been observed between ciprofloxacin and other fluoroquinolones. There is generally no cross-resistance between ciprofloxacin and other classes of antibacterial agents such as beta-lactams or aminoglycosides.

Ciprofloxacin has been shown to be active against most isolates of the following microorganisms, both *in vitro* and clinically in otic infections as described in the **INDICATIONS AND USAGE** section.

Aerobic and facultative gram-positive microorganisms: *Staphylococcus aureus*, *Streptococcus pneumoniae*. **Aerobic and facultative gram-negative microorganisms:** *Haemophilus influenzae*, *Moraxella catarrhalis*, *Pseudomonas aeruginosa*. **INDICATIONS AND USAGE:** CIPRODEX® Otic is indicated for the treatment of infections caused by susceptible isolates of the designated microorganisms in the specific conditions listed below: **Acute Otitis Media** in pediatric patients (age 6 months and older) with tympanostomy tubes due to *Staphylococcus aureus*, *Streptococcus pneumoniae*, *Haemophilus influenzae*, *Moraxella catarrhalis*, and *Pseudomonas aeruginosa*. **Acute Otitis Externa** in pediatric (age 6 months and older), adult and elderly patients due to *Staphylococcus aureus* and *Pseudomonas aeruginosa*.

CONTRAINDICATIONS

CIPRODEX® Otic is contraindicated in patients with a history of hypersensitivity to ciprofloxacin, to other quinolones, or to any of the components in this medication. Use of this product is contraindicated in viral infections of the external canal including herpes simplex infections.

WARNINGS

FOR OTIC USE ONLY (This product is not approved for ophthalmic use.) **NOT FOR INJECTION**

CIPRODEX® Otic should be discontinued at the first appearance of a skin rash or any other sign of hypersensitivity. Serious and occasionally fatal hypersensitivity (anaphylactic) reactions, some following the first dose, have been reported in patients receiving systemic quinolones. Serious acute hypersensitivity reactions may require immediate emergency treatment.

PRECAUTIONS

General: As with other antibacterial preparations, use of this product may result in overgrowth of nonsusceptible organisms, including yeast and fungi. If the infection is not improved after one week of treatment, cultures should be obtained to guide further treatment. If otorrhea persists after a full course of therapy, or if two or more episodes of otorrhea occur within six months, further evaluation is recommended to exclude an underlying condition such as cholesteatoma, foreign body, or a tumor. The systemic administration of quinolones, including ciprofloxacin at doses much higher than given or absorbed by the otic route, has led to lesions or erosions of the cartilage in weight-bearing joints and other signs of arthropathy in immature animals of various species. Guinea pigs dosed in the middle ear with CIPRODEX® Otic for one month exhibited no drug-related structural or functional changes of the cochlear hair cells and no lesions in the ossicles. CIPRODEX® Otic was also shown to lack dermal sensitizing potential in the guinea pig when tested according to the method of Buehler. No signs of local irritation were found when CIPRODEX® Otic was applied topically in the rabbit eye. **Information for Patients:** For otic use only. (This product is not approved for use in the eye.) Warm the bottle in your hand for one to two minutes prior to use and shake well immediately before using. Avoid contaminating the tip with material from the ear, fingers, or other sources. Protect from light. If rash or allergic reaction occurs, discontinue use immediately and contact your physician. It is very important to use the ear drops for as long as the doctor has instructed, **even if the symptoms improve.** Discard unused portion after therapy is completed. **Acute Otitis Media in pediatric patients with tympanostomy tubes:** Prior to administration of CIPRODEX® Otic in patients (6 months and older) with acute otitis media through tympanostomy tubes, the solution should be warmed by holding the bottle in the hand for one or two minutes to avoid dizziness which may result from the instillation of a cold solution. The patient should lie with the affected ear upward, and then the drops should be instilled. The tragus should then be pumped 5 times by pushing inward to facilitate penetration of the drops into the middle ear. This position should be maintained for 60 seconds. Repeat, if necessary, for the opposite ear (see **DOSAGE AND ADMINISTRATION**). **Acute Otitis Externa:** Prior to administration of CIPRODEX® Otic in patients with acute otitis externa, the solution should be warmed by holding the bottle in the hand for one or two minutes to avoid dizziness which may result from the instillation of a cold solution. The patient should lie with the affected ear upward, and then the drops should be instilled. This position should be maintained for 60 seconds to facilitate penetration of the drops into the ear canal. Repeat, if necessary, for the opposite ear (see **DOSAGE AND ADMINISTRATION**).

Drug Interactions: Specific drug interaction studies have not been conducted with CIPRODEX® Otic.

Carcinogenesis, Mutagenesis, Impairment of Fertility: Long-term carcinogenicity studies in mice and rats have been completed for ciprofloxacin. After daily oral doses of 750 mg/kg (mice) and 250 mg/kg (rats) were administered for up to 2 years, there was no evidence that ciprofloxacin had any carcinogenic or tumorigenic effects in these species. No long term studies of CIPRODEX® Otic have been performed to evaluate carcinogenic potential. Eight *in vitro* mutagenicity tests have been conducted with ciprofloxacin, and the test results are listed below: *Salmonella*/Microsome Test (Negative), *E. coli* DNA Repair Assay (Negative), Mouse Lymphoma Cell Forward Mutation Assay (Positive), Chinese Hamster V79 Cell HGPRT Test (Negative), Syrian Hamster Embryo Cell Transformation Assay (Negative), *Saccharomyces cerevisiae* Point Mutation Assay (Negative), *Saccharomyces cerevisiae* Mitotic Crossover and Gene Conversion Assay (Negative), Rat Hepatocyte DNA Repair Assay (Positive). Thus, 2 of the 8 tests were positive, but results of the following 3 *in vivo* test systems gave negative results: Rat Hepatocyte DNA Repair Assay, Micronucleus Test (Mice), Dominant Lethal Test (Mice). Fertility studies performed in rats at oral doses of ciprofloxacin up to 100 mg/kg/day revealed no evidence of impairment. This would be over 100 times the maximum recommended clinical dose of otological ciprofloxacin based upon body surface area, assuming total absorption of ciprofloxacin from the ear of a patient treated with CIPRODEX® Otic twice per day according to label directions. Long term studies have not been performed to evaluate the carcinogenic potential of topical otic dexamethasone. Dexamethasone has been tested for *in vitro* and *in vivo* genotoxic potential and shown to be positive in the following assays; chromosomal aberrations, sister-chromatid exchange in human lymphocytes and micronuclei and sister-chromatid exchanges in mouse bone marrow. However, the Ames/Salmonella assay, both with and without S9 mix, did not show any increase in His+ revertants. The effect of dexamethasone on fertility has not been investigated following topical otic application. However, the lowest toxic dose of dexamethasone identified following topical dermal application was 1.802 mg/kg in a 26-week study in male rats and resulted in changes to the testes, epididymis, sperm duct, prostate, seminal vesicle, Cowper's gland and accessory glands. The relevance of this study for short term topical otic use is unknown.

Pregnancy

Teratogenic Effects. Pregnancy Category C: Reproduction studies have been performed in rats and mice using oral doses of up to 100 mg/kg and IV doses up to 30 mg/kg and have revealed no evidence of harm to the fetus as a result of ciprofloxacin. In rabbits, ciprofloxacin (30 and 100 mg/kg orally) produced gastrointestinal disturbances resulting in maternal weight loss and an increased incidence of abortion, but no teratogenicity was observed at either dose. After intravenous administration of doses up to 20 mg/kg, no maternal toxicity was produced in the rabbit, and no embryotoxicity or teratogenicity was observed. Corticosteroids are generally teratogenic in laboratory animals when administered systemically at relatively low dosage levels. The more potent corticosteroids have been shown to be teratogenic after dermal application in laboratory animals. Animal reproduction studies have not been conducted with CIPRODEX® Otic. No adequate and well controlled studies have been performed in pregnant women. Caution should be exercised when CIPRODEX® Otic is used by a pregnant woman.

Nursing Mothers: Ciprofloxacin and corticosteroids, as a class, appear in milk following oral administration. Dexamethasone in breast milk could suppress growth, interfere with endogenous corticosteroid production, or cause other untoward effects. It is not known whether topical otic administration of ciprofloxacin or dexamethasone could result in sufficient systemic absorption to produce detectable quantities in human milk. Because of the potential for unwanted effects in nursing infants, a decision should be made whether to discontinue nursing or to discontinue the drug, taking into account the importance of the drug to the mother.

Pediatric Use: The safety and efficacy of CIPRODEX® Otic have been established in pediatric patients 6 months and older (937 patients) in adequate and well-controlled clinical trials. Although no data are available on patients less than age 6 months, there are no known safety concerns or differences in the disease process in this population that would preclude use of this product. (See **DOSAGE AND ADMINISTRATION**.) No clinically relevant changes in hearing function were observed in 69 pediatric patients (age 4 to 12 years) treated with CIPRODEX® Otic and tested for audiometric parameters.

ADVERSE REACTIONS

In Phases II and III clinical trials, a total of 937 patients were treated with CIPRODEX® Otic. This included 400 patients with acute otitis media with tympanostomy tubes and 537 patients with acute otitis externa. The reported treatment-related adverse events are listed below:

Acute Otitis Media in pediatric patients with tympanostomy tubes: The following treatment-related adverse events occurred in 0.5% or more of the patients with non-intact tympanic membranes.

Adverse Event	Incidence (N=400)
Ear discomfort	3.0%
Ear pain	2.3%
Ear precipitate (residue)	0.5%
Irritability	0.5%
Taste perversion	0.5%

The following treatment-related adverse events were each reported in a single patient: tympanostomy tube blockage; ear pruritus; tinnitus; oral moniliasis; crying; dizziness; and erythema. **Acute Otitis Externa:** The following treatment-related adverse events occurred in 0.4% or more of the patients with intact tympanic membranes.

Adverse Event	Incidence (N=537)
Ear pruritus	1.5%
Ear debris	0.6%
Superimposed ear infection	0.6%
Ear congestion	0.4%
Ear pain	0.4%
Erythema	0.4%

The following treatment-related adverse events were each reported in a single patient: ear discomfort; decreased hearing; and ear disorder (tingling).

DOSAGE AND ADMINISTRATION

CIPRODEX® OTIC SHOULD BE SHAKEN WELL IMMEDIATELY BEFORE USE

CIPRODEX® Otic contains 3 mg/mL (3000 g/mL) ciprofloxacin and 1 mg/mL dexamethasone.

Acute Otitis Media in pediatric patients with tympanostomy tubes: The recommended dosage regimen for the treatment of acute otitis media in pediatric patients (age 6 months and older) through tympanostomy tubes is: Four drops (0.14 mL, 0.42 mg ciprofloxacin, 0.14 mg dexamethasone) instilled into the affected ear twice daily for seven days. The solution should be warmed by holding the bottle in the hand for one or two minutes to avoid dizziness, which may result from the instillation of a cold solution. The patient should lie with the affected ear upward, and then the drops should be instilled. The tragus should then be pumped 5 times by pushing inward to facilitate penetration of the drops into the middle ear. This position should be maintained for 60 seconds. Repeat, if necessary, for the opposite ear. Discard unused portion after therapy is completed. **Acute Otitis Externa:** The recommended dosage regimen for the treatment of acute otitis externa is: For patients (age 6 months and older): Four drops (0.14 mL, 0.42 mg ciprofloxacin, 0.14 mg dexamethasone) instilled into the affected ear twice daily for seven days. The solution should be warmed by holding the bottle in the hand for one or two minutes to avoid dizziness, which may result from the instillation of a cold solution. The patient should lie with the affected ear upward, and then the drops should be instilled. This position should be maintained for 60 seconds to facilitate penetration of the drops into the ear canal. Repeat, if necessary, for the opposite ear. Discard unused portion after therapy is completed.

HOW SUPPLIED

CIPRODEX® (ciprofloxacin 0.3% and dexamethasone 0.1%) Sterile Otic Suspension is supplied as follows: 5 mL fill and 7.5 mL fill in a DROP-TAINER® system. The DROP-TAINER® system consists of a natural polyethylene bottle and natural plug, with a white polypropylene closure. Tamper evidence is provided with a shrink band around the closure and neck area of the package. NDC 0065-8533-01, 5 mL fill; NDC 0065-8533-02, 7.5 mL fill. **Storage:** Store at controlled room temperature, 15C to 30C (59F to 86F). Avoid freezing. Protect from light.

Clinical Studies: In a randomized, multicenter, controlled clinical trial, CIPRODEX® Otic dosed 2 times per day for 7 days demonstrated clinical cures in the per protocol analysis in 86% of AOMT patients compared to 79% for ofloxacin solution, 0.3%, dosed 2 times per day for 10 days. Among culture positive patients, clinical cures were 90% for CIPRODEX® Otic compared to 79% for ofloxacin solution, 0.3%. Microbiological eradication rates for these patients in the same clinical trial were 91% for CIPRODEX® Otic compared to 82% for ofloxacin solution, 0.3%. In 2 randomized multicenter, controlled clinical trials, CIPRODEX® Otic dosed 2 times per day for 7 days demonstrated clinical cures in 87% and 94% of per protocol evaluable AOE patients, respectively, compared to 84% and 89%, respectively, for otic suspension containing neomycin 0.35%, polymyxin B 10,000 IU/mL, and hydrocortisone 1.0% (neo/poly/Hc). Among culture positive patients clinical cures were 86% and 92% for CIPRODEX® Otic compared to 84% and 89%, respectively, for neo/poly/Hc. Microbiological eradication rates for these patients in the same clinical trials were 86% and 92% for CIPRODEX® Otic compared to 85% and 85%, respectively, for neo/poly/Hc.

References:

- Campoli-Richards DM, Monk JP, Price A, Benfield P, Todd PA, Ward A. Ciprofloxacin: A review of its antibacterial activity, pharmacokinetic properties and therapeutic use. *Drugs* 1988;35:373-447.
- Loew D, Schuster O, and Graul E. Dose-dependent pharmacokinetics of dexamethasone. *Eur J Clin Pharmacol* 1986;30:225-230.

U.S. Patent Nos. 4,844,902; 6,284,804; 6,359,016

CIPRODEX is a registered trademark of Bayer AG. Licensed to Alcon, Inc. by Bayer AG.

Manufactured by Alcon Laboratories, Inc.

Rx Only

©2005 Alcon, Inc.

Revision date: 17 July 2003

Alcon®

ALCON LABORATORIES, INC.
Fort Worth, Texas 76134
www.ciprodex.com