


PEARS

Pear growers in Connecticut had an outstanding crop this year after two devastating years where frost and hail damage wiped out much of the crop. The size of fruit was generally medium to large, and the crop was reported in good to fair condition. Connecticut's 2003

utilized pear production totaled 1,270 tons, 254 percent more than the previous year. Prices were up from the previous year, pushing the value of the crop up 296 percent from 2002 to \$1,270,000.

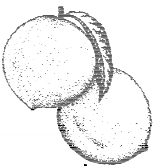
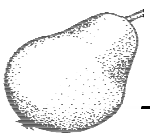


PEARS: Production and Value, 1994 - 2003

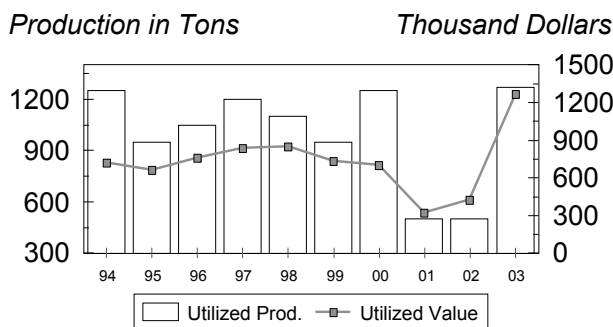
State and Year	Production		Utilized Price per Ton	Value of Utilized Production
	Total ^{1/}	Utilized ^{2/}		
	Tons		Dollars	1,000 Dollars
Connecticut				
1994	1,250	1,250	580	725
1995	950	950	700	665
1996	1,050	1,050	725	761
1997	1,200	1,200	700	840
1998	1,100	1,100	775	853
1999	1,050	950	775	736
2000	1,250	1,250	562	703
2001	480	480	644	309
2002	500	500	858	429
2003	1,300	1,270	1,000	1,270

^{1/} Total production is the quantity actually harvested plus quantities which would have been acceptable for fresh market or processing but were not harvested because of economic or natural reasons.

^{2/} Utilized production is the amount sold plus the quantities used at home or held in storage.



Pears: Utilized Production and Value
Connecticut, 1994 - 2003



Peaches: Utilized Production and Value
Connecticut and Massachusetts, 1994 - 2003

