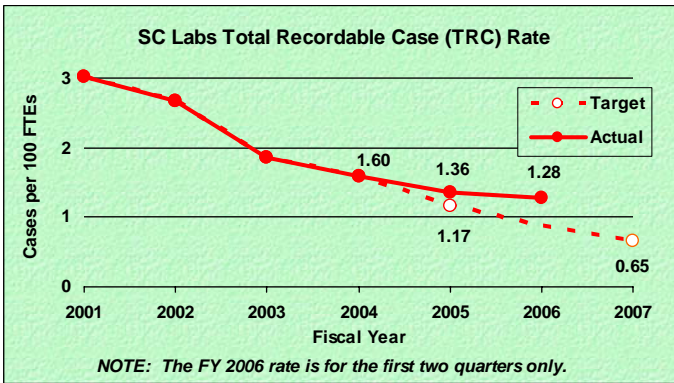


# Office of Science Injury Rate Reduction Performance through March 2006

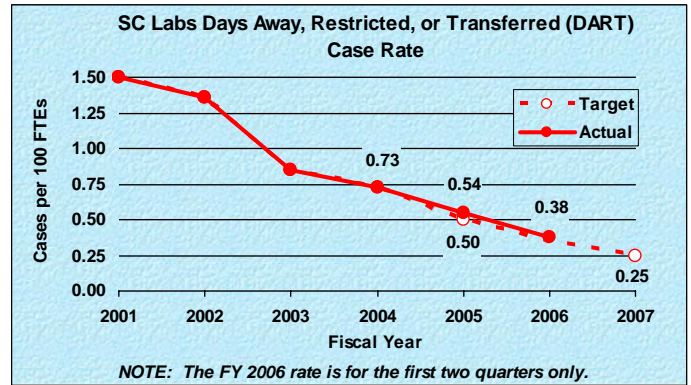
## Total Recordable Case (TRC) Rate

- The SC TRC rate for the first two quarters of FY 2006 (Oct. 2005-Mar. 2006) was 1.28, a 6 percent decrease from the FY 2005 rate.
- The SC goal is to achieve a TRC rate of 0.65 in FY 2007.



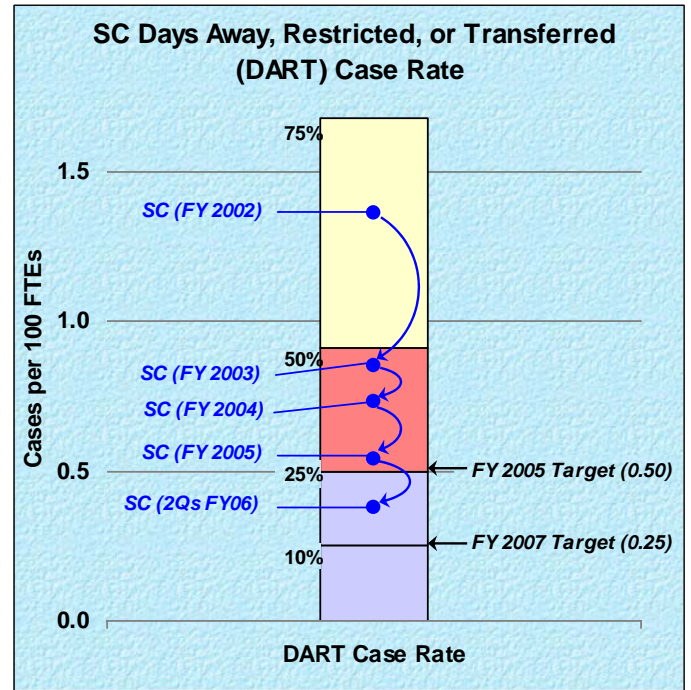
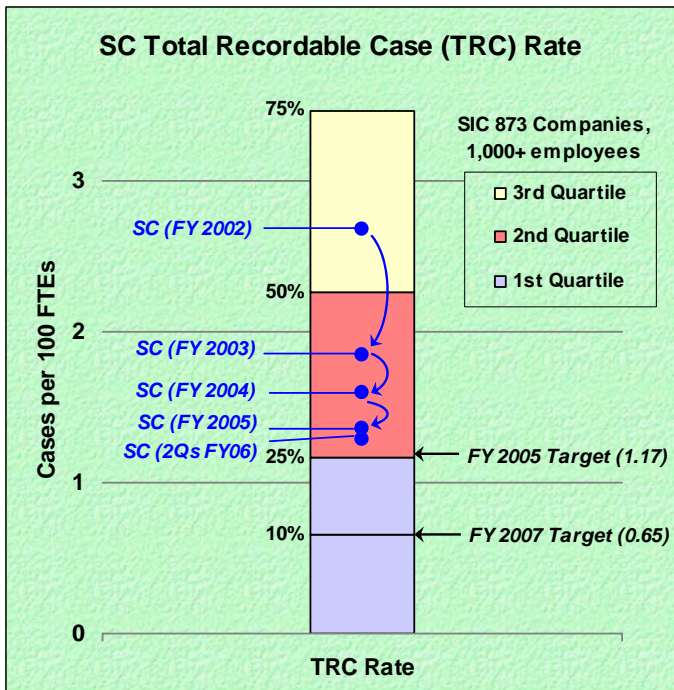
## Days Away, Restricted, or Transferred (DART) Case Rate

- The SC DART rate for the first two quarters of FY 2006 (Oct. 2005-Mar. 2006) was 0.38, a 30 percent decrease from the FY 2005 rate.
- The SC goal is to achieve a DART rate of 0.25 in FY 2007.



- The SC TRC rate of 1.28 for the first two quarters of FY 2006 (Oct. 2005-Mar. 2006) is 97 percent above the FY 2007 goal of 0.65.

- The SC DART rate of 0.38 for the first two quarters of FY 2006 (Oct. 2005-Mar. 2006) is 52 percent above the FY 2007 goal of 0.25.



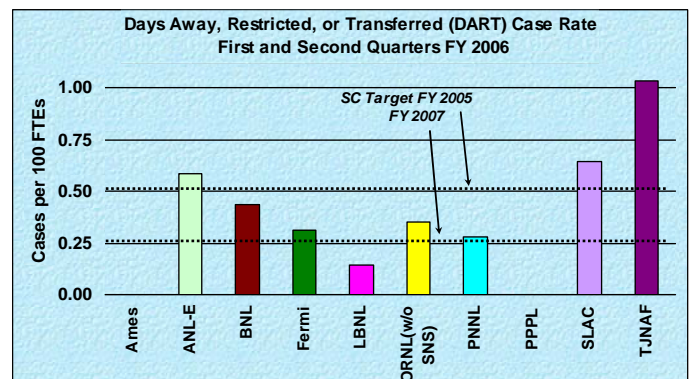
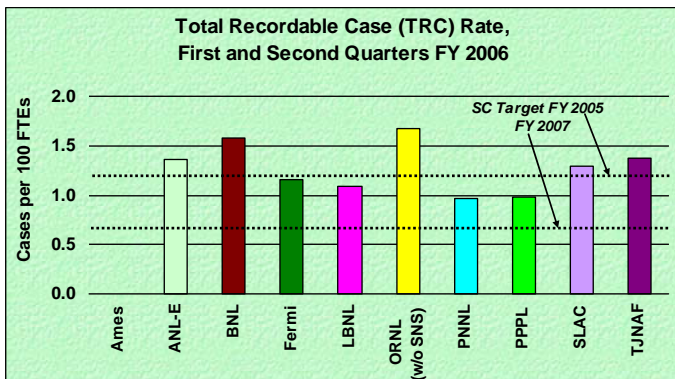
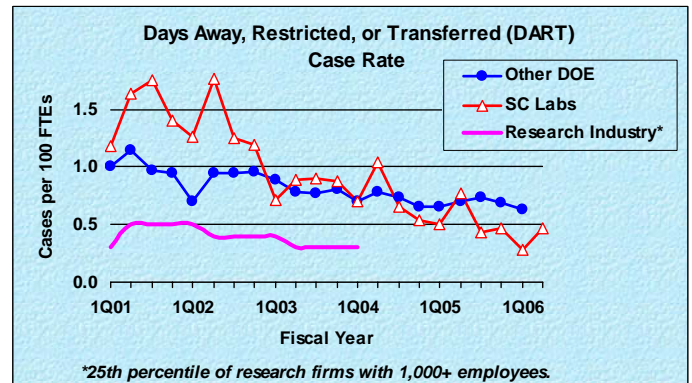
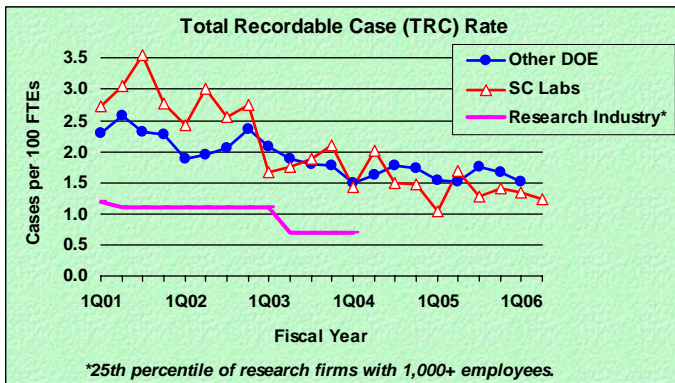
## Office of Science Injury Rate Reduction Performance through March 2006, continued

### Total Recordable Case (TRC) Rate

- The SC TRC rate for 2Q06 (Jan.-Mar. 2006) was 1.23, a 8 percent decrease from the 1Q06 (Oct.-Dec. 2005) rate of 1.33.

### Days Away, Restricted, or Transferred (DART) Case Rate

- The SC DART rate for 2Q06 (Jan.-Mar. 2006) was 0.47, a 68 percent increase from the 1Q06 (Oct.-Dec. 2005) rate of 0.28.



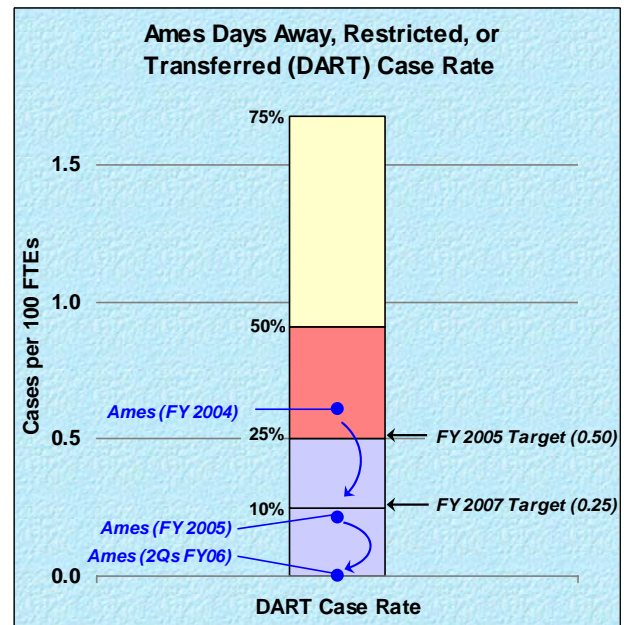
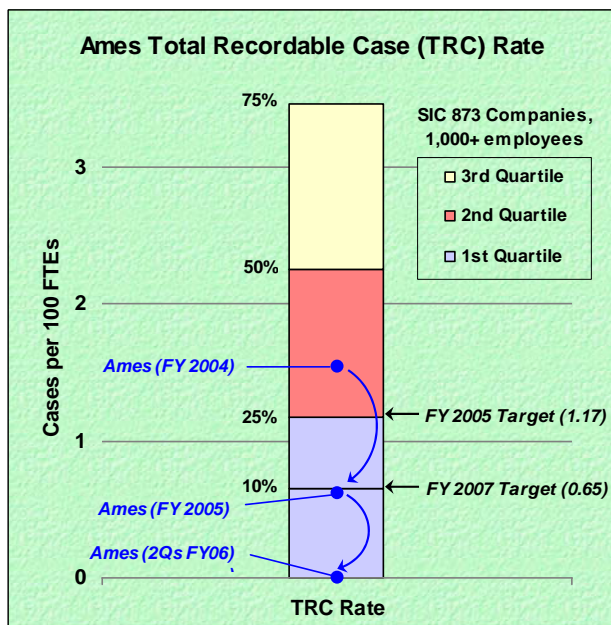
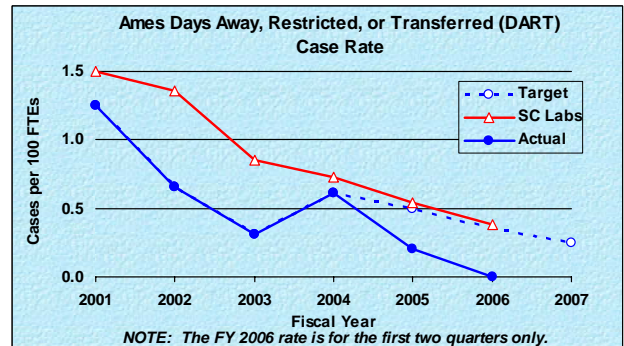
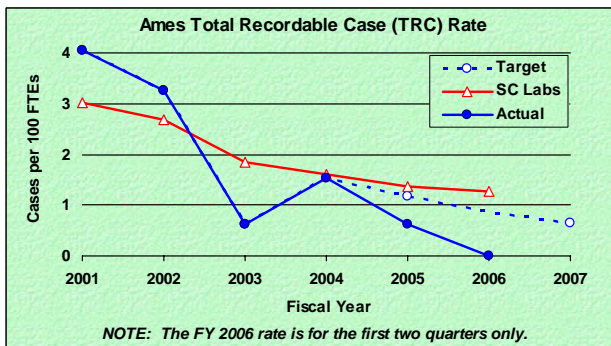
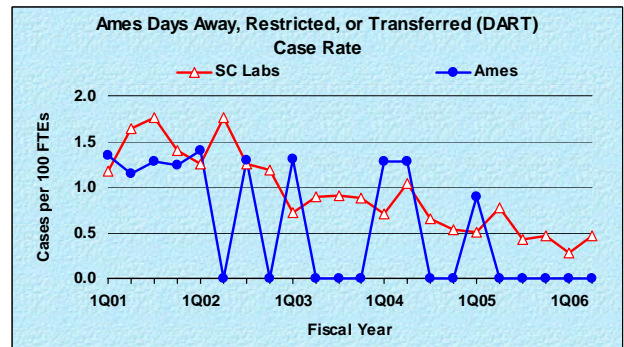
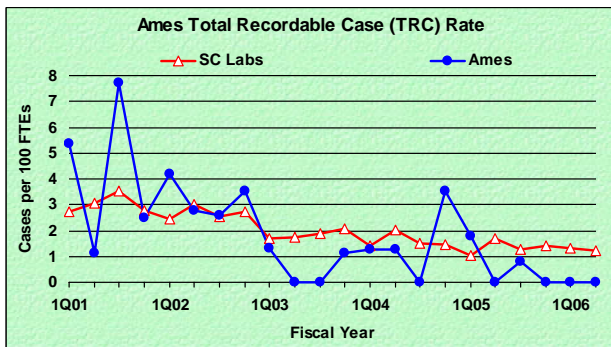
# Ames Laboratory Performance through March 2006

## Total Recordable Case (TRC) Rate

- Ames' TRC rate for 2Q06 (Jan.-Mar. 2006) was 0.00.
- Ames had zero TRC cases in the first two quarters of FY 2006 (Oct. 2005-Mar. 2006), for a TRC rate of 0.00.
- The TRC FY07 target rate of 0.65 is the equivalent of three TRC cases for Ames.

## Days Away, Restricted, or Transferred (DART) Case Rate

- Ames' DART rate for 2Q06 (Jan.-Mar. 2006) was 0.00.
- Ames had zero DART cases in the first two quarters of FY 2006 (Oct. 2005-Mar. 2006), for a DART rate of 0.00.
- The DART FY07 target rate of 0.25 is the equivalent of one DART case for Ames.



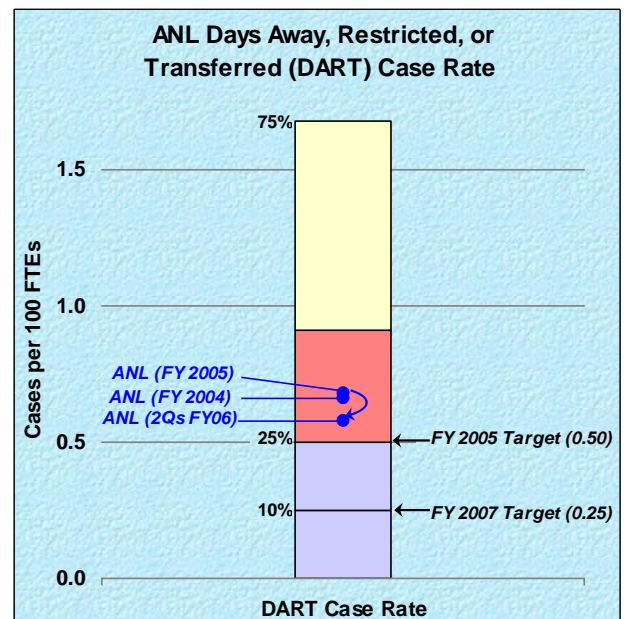
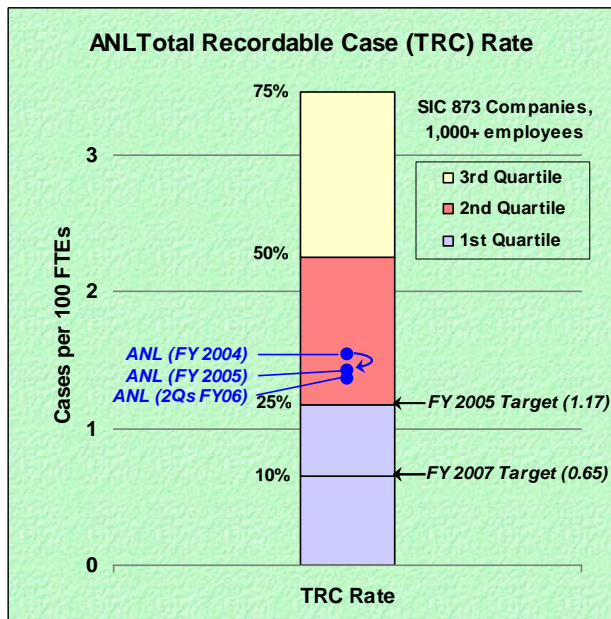
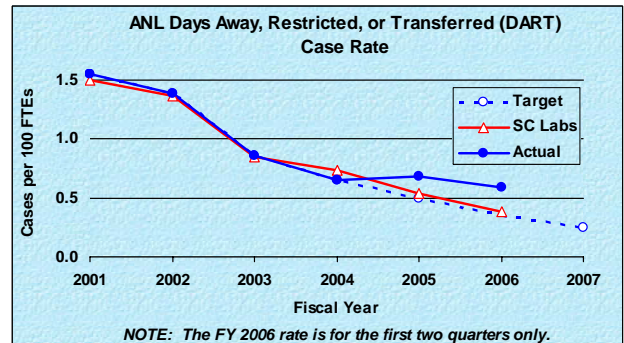
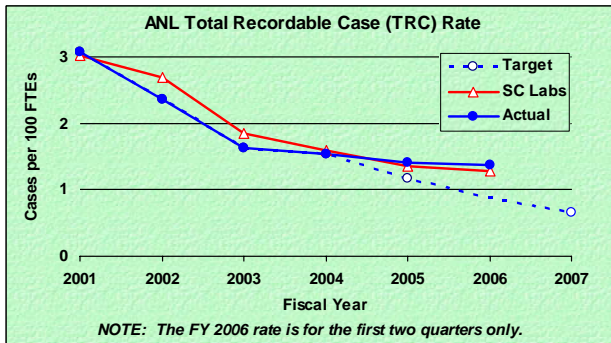
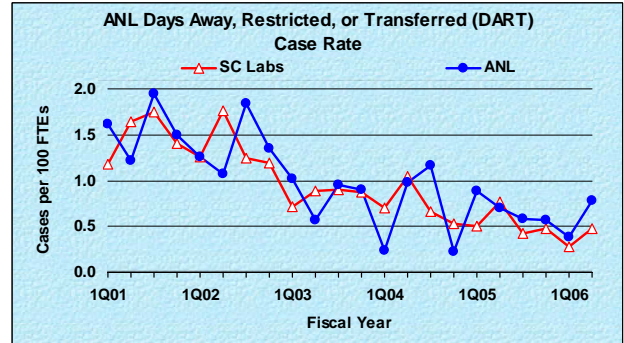
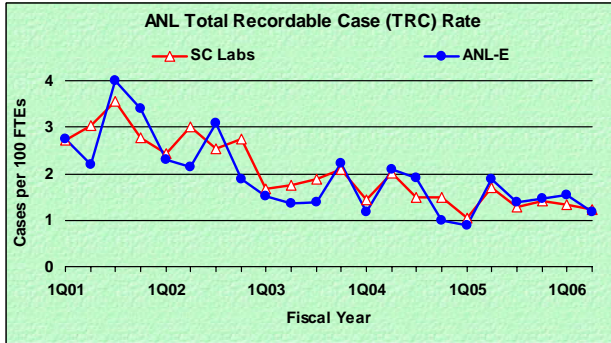
# Argonne National Laboratory Performance through March 2006

## Total Recordable Case (TRC) Rate

- ANL's TRC rate for 2Q06 (Jan.-Mar. 2006) was 1.17.
- ANL had 21 TRC cases in the first two quarters of FY 2006 (Oct. 2005-Mar. 2006), for a TRC rate of 1.36.
- The TRC FY07 target rate of 0.65 is the equivalent of 22 TRC cases for ANL.

## Days Away, Restricted, or Transferred (DART) Case Rate

- ANL's DART rate for 2Q06 (Jan.-Mar. 2006) was 0.78.
- ANL had nine DART cases in the first two quarters of FY 2006 (Oct. 2005-Mar. 2006), for a DART rate of 0.58.
- The DART FY07 target rate of 0.25 is the equivalent of nine DART cases for ANL.



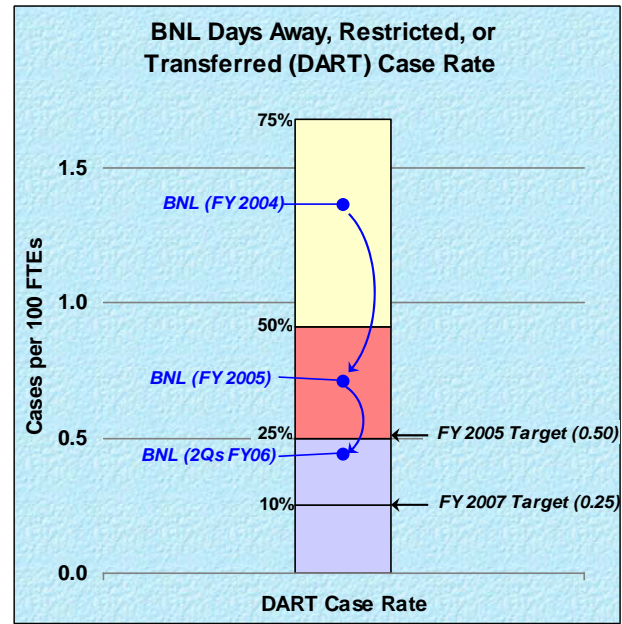
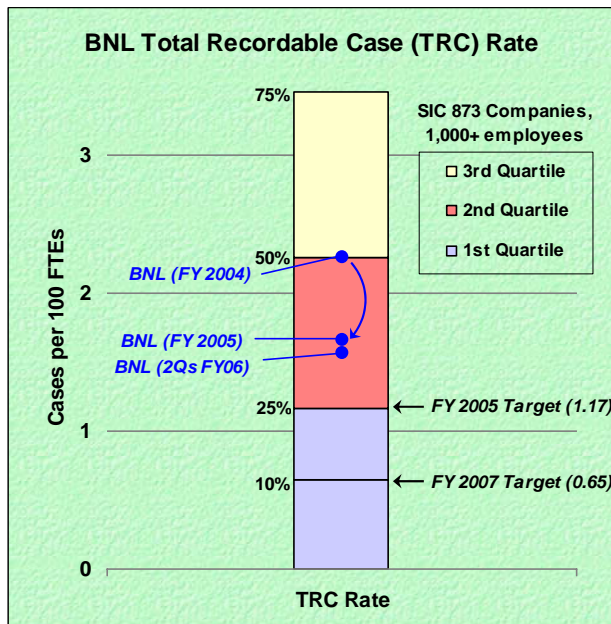
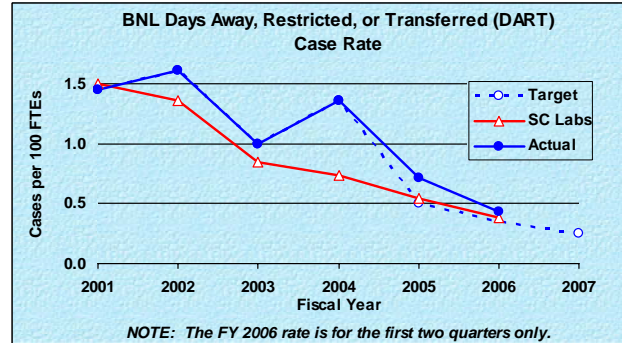
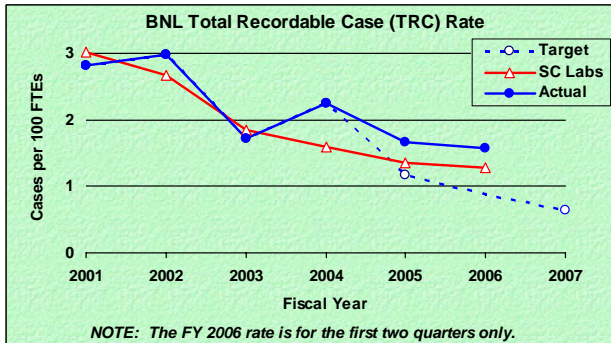
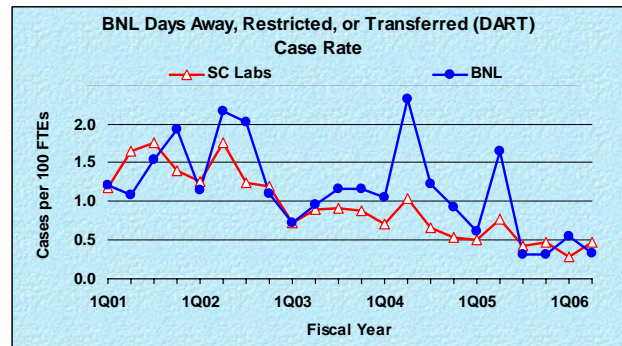
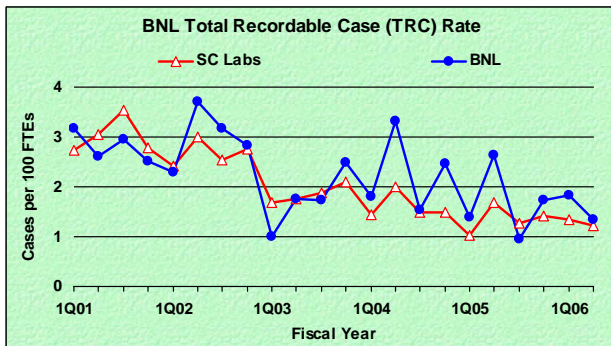
# Brookhaven National Laboratory Performance through March 2006

## Total Recordable Case (TRC) Rate

- BNL's TRC rate for 2Q06 (Jan.-Mar. 2006) was 1.34.
- BNL had 18 cases in the first two quarters of FY 2006 (Oct. 2005-Mar. 2006), for a TRC rate of 1.57.
- The TRC FY07 target rate of 0.65 is the equivalent of 16 TRC cases for BNL.

## Days Away, Restricted, or Transferred (DART) Case Rate

- BNL's DART rate for 2Q06 (Jan.-Mar. 2006) was 0.34.
- BNL had five cases in the first two quarters of FY 2006 (Oct. 2005-Mar. 2006), for a DART rate of 0.44.
- The DART FY07 target rate of 0.25 is the equivalent of 6 DART cases for BNL.



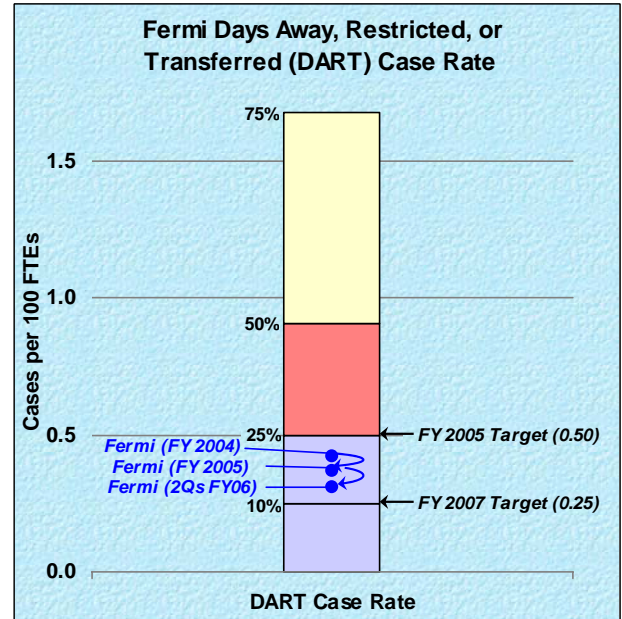
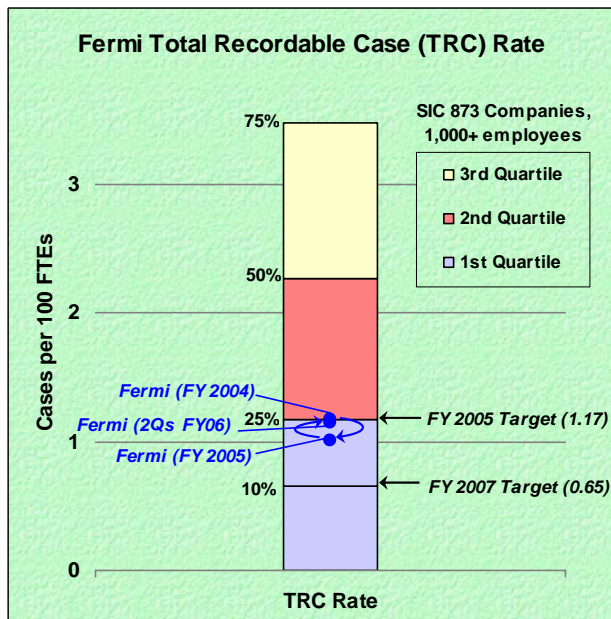
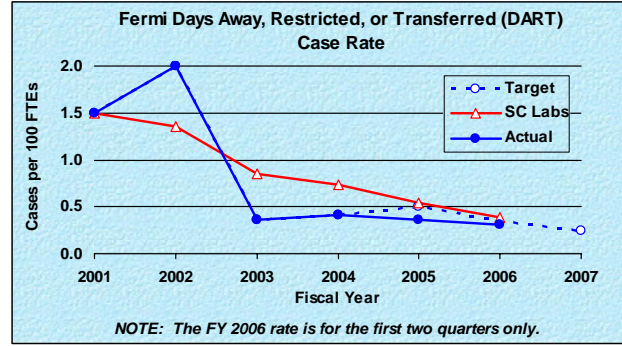
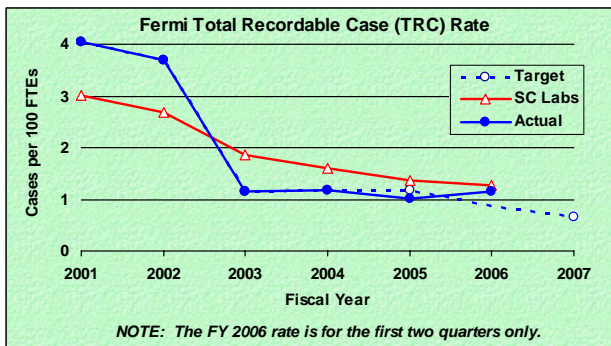
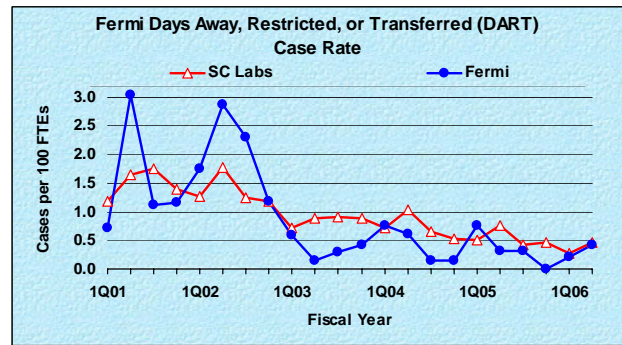
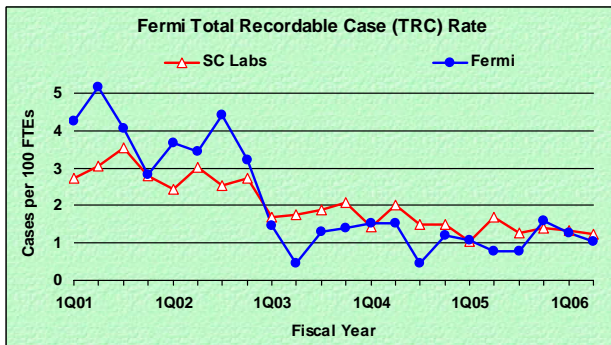
# Fermilab National Accelerator Laboratory Performance through March 2006

## Total Recordable Case (TRC) Rate

- Fermilab's TRC rate for 2Q06 (Jan.-Mar. 2006) was 1.04.
- Fermilab had 11 TRC cases in the first two quarters of FY 2006 (Oct. 2005-Mar. 2006), for a TRC rate of 1.15.
- The TRC FY07 target rate of 0.65 is the equivalent of 13 TRC cases for Fermilab.

## Days Away, Restricted, or Transferred (DART) Case Rate

- Fermilab's DART rate for 2Q06 (Jan.-Mar. 2006) was 0.42.
- Fermilab had three DART cases in the first two quarters of FY 2006 (Oct. 2005-Mar. 2006), for a DART rate of 0.31.
- The DART FY07 target rate of 0.25 is the equivalent of five DART cases for Fermilab.



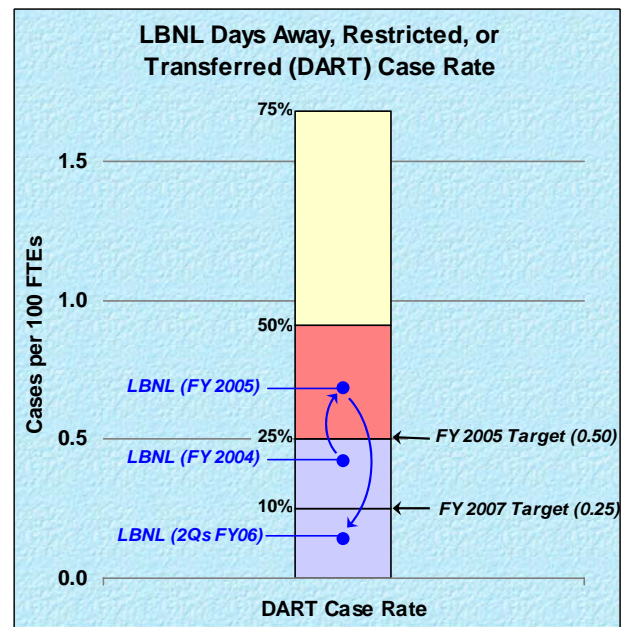
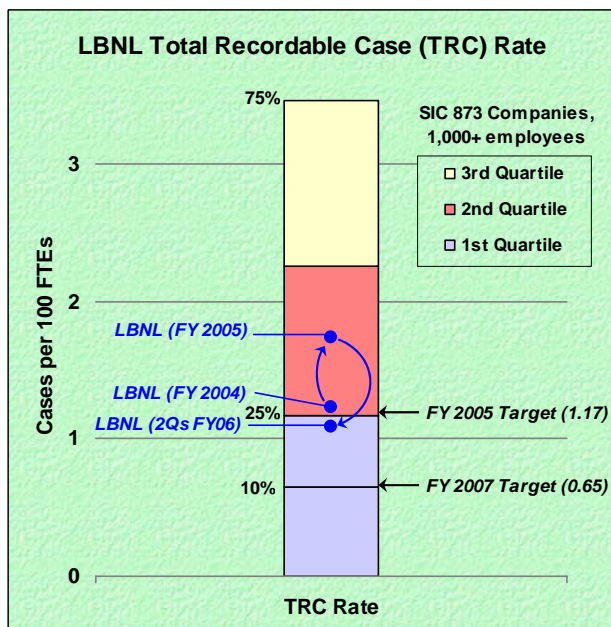
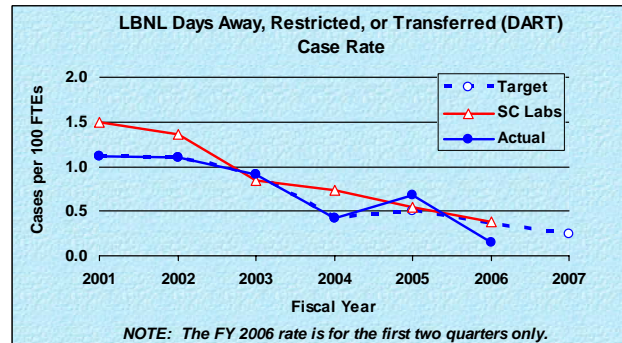
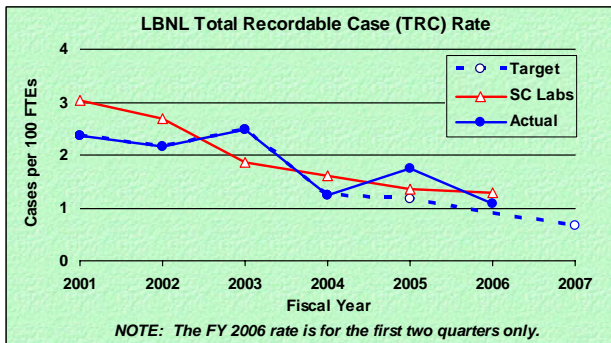
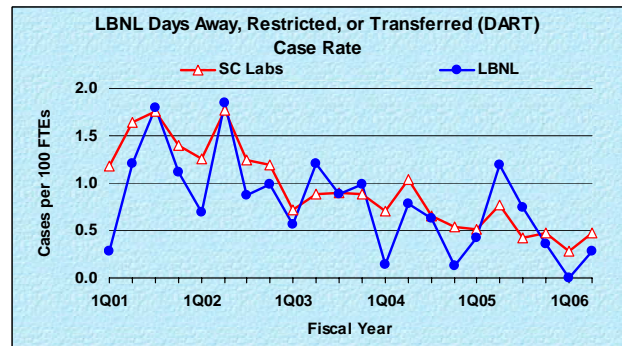
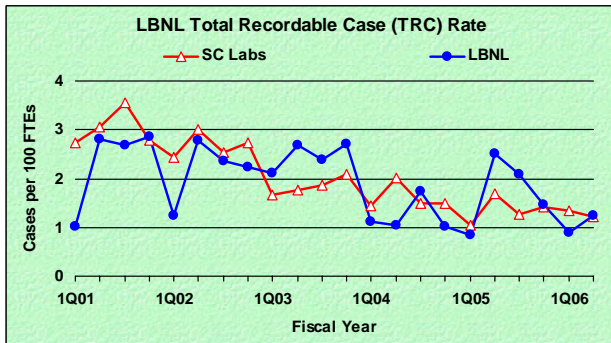
# Lawrence Berkeley National Laboratory Performance through March 2006

## Total Recordable Case (TRC) Rate

- LBNL's TRC rate for 2Q06 (Jan.-Mar. 2006) was 1.25.
- LBNL had 15 TRC cases in the first two quarters of FY 2006 (Oct. 2005-Mar. 2006), for a TRC rate of 1.09.
- The TRC FY07 target rate of 0.65 is the equivalent of 20 TRC cases for LBNL.

## Days Away, Restricted, or Transferred (DART) Case Rate

- LBNL's DART rate for 2Q06 (Jan.-Mar. 2006) was 0.28.
- LBNL had two DART cases in the first two quarters of FY 2006 (Oct. 2005-Mar. 2006), for a DART rate of 0.14.
- The DART FY07 target rate of 0.25 is the equivalent of eight DART cases for LBNL.



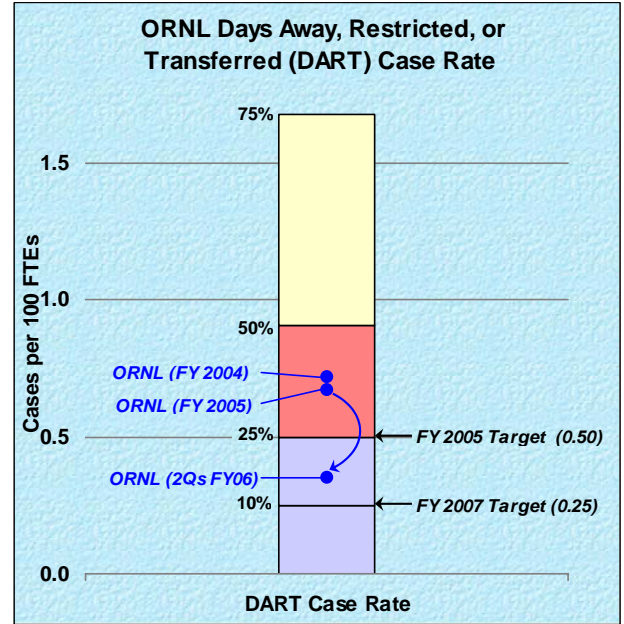
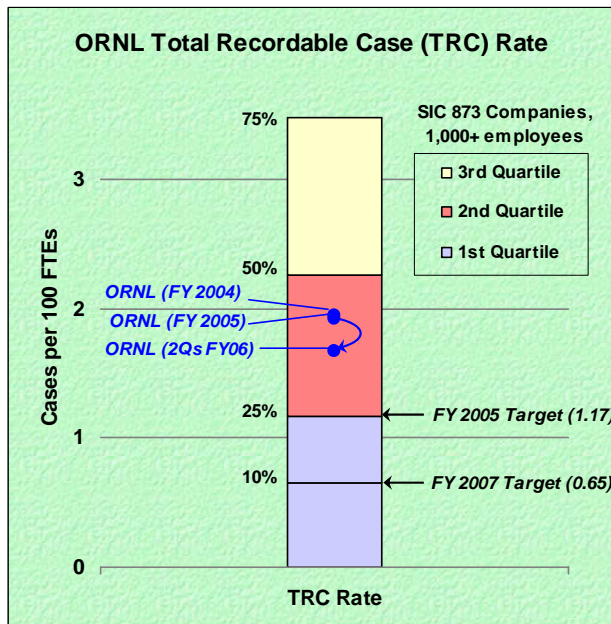
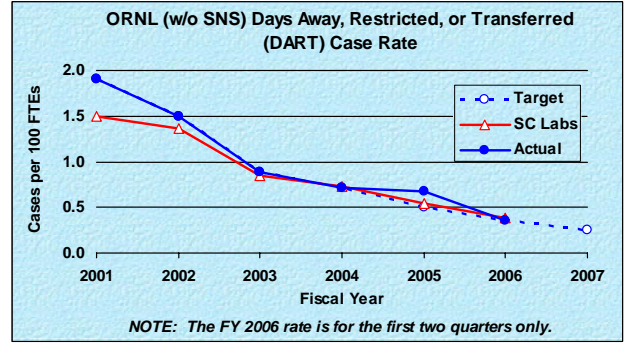
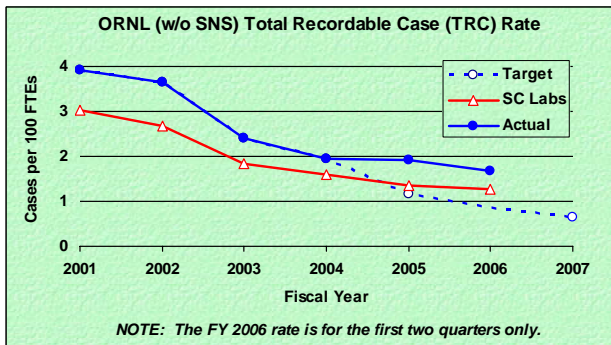
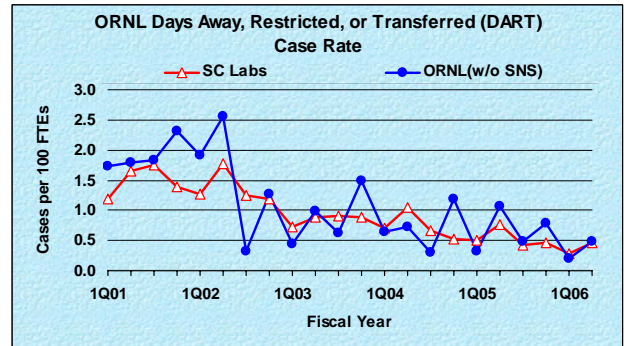
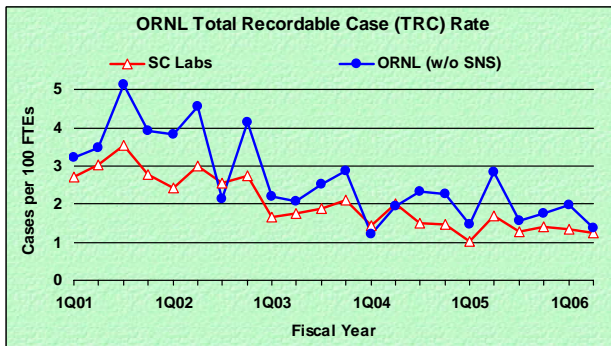
# Oak Ridge National Laboratory Performance through March 2006

## Total Recordable Case (TRC) Rate

- ORNL's TRC rate for 2Q06 (Jan.-Mar. 2006) was 1.37
- ORNL had 33 TRC cases in the first two quarters of FY 2006 (Oct. 2005-Mar. 2006), for a TRC rate of 1.67.
- The TRC FY07 target rate of 0.65 is the equivalent of 26 TRC cases for ORNL.

## Days Away, Restricted, or Transferred (DART) Case Rate

- ORNL's DART rate for 2Q06 (Jan.-Mar. 2006) was 0.49.
- ORNL had seven DART cases in the first two quarters of FY 2006 (Oct. 2005-Mar. 2006), for a DART rate of 0.35.
- The DART FY07 target rate of 0.25 is the equivalent of 10 DART cases for ORNL.





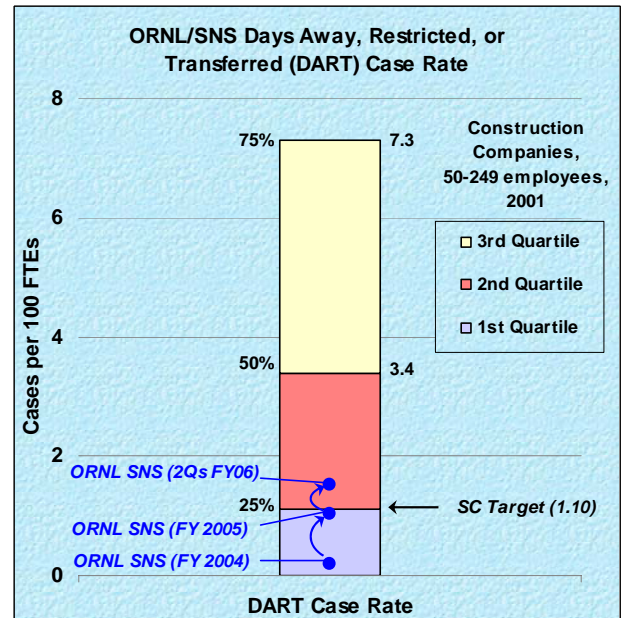
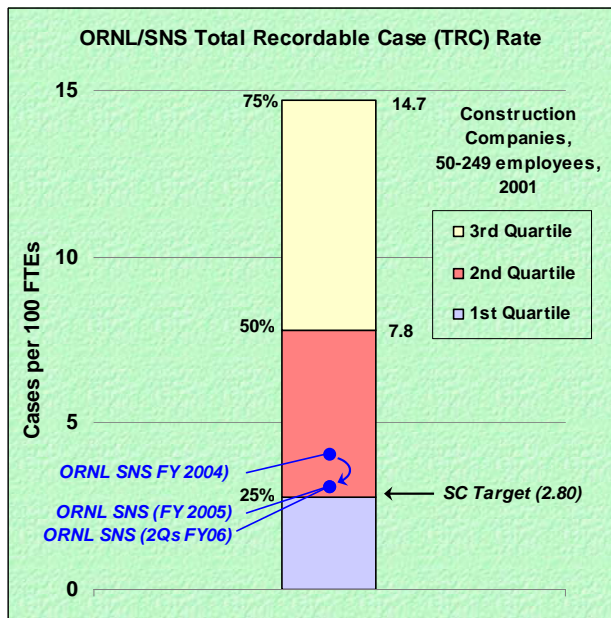
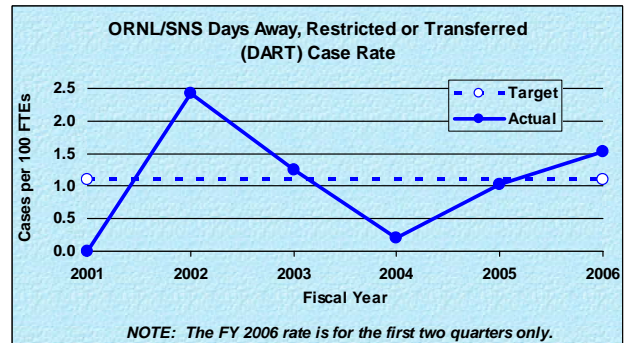
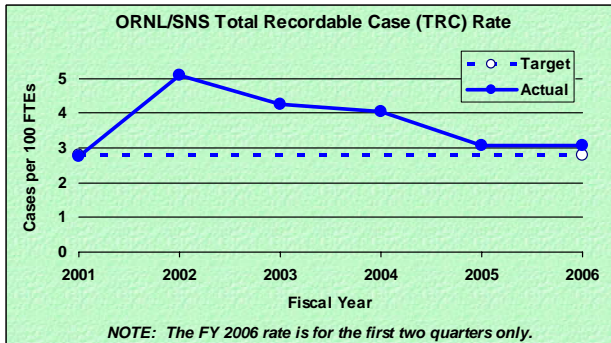
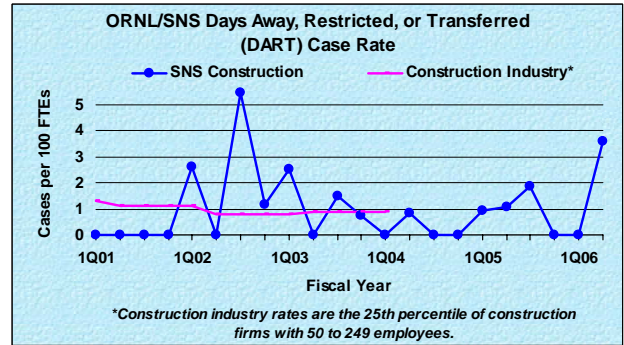
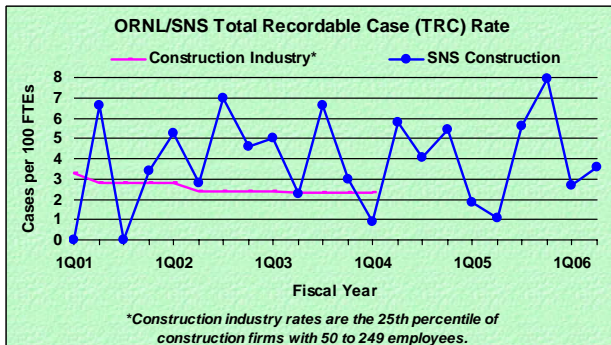
# ORNL/Spallation Neutron Source Project Performance through March 2006

## Total Recordable Case (TRC) Rate

- SNS' TRC rate for 2Q06 (Jan.-Mar. 2006) was 3.57.
- SNS had two TRC cases in the first two quarters of FY 2006 (Oct. 2005-Mar. 2006), for a TRC rate of 3.07.
- The TRC construction target rate is 2.80. The number of 'target' cases is not calculated due to near project completion.

## Days Away, Restricted, or Transferred (DART) Case Rate

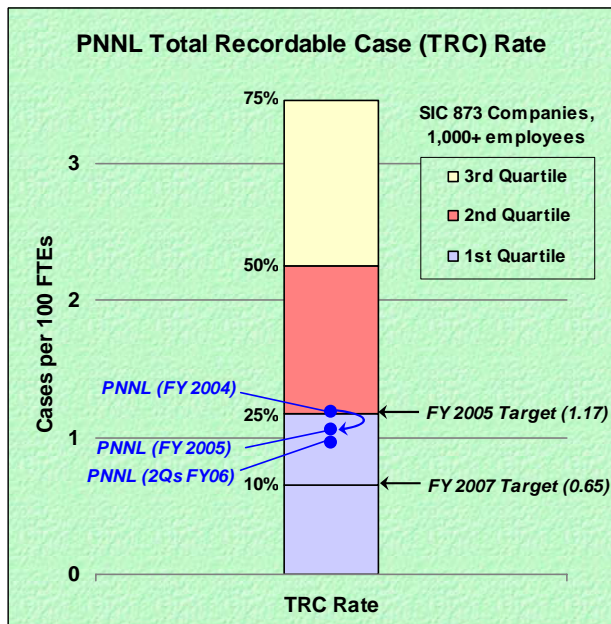
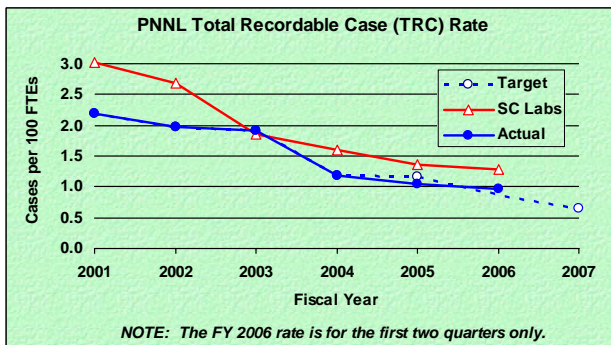
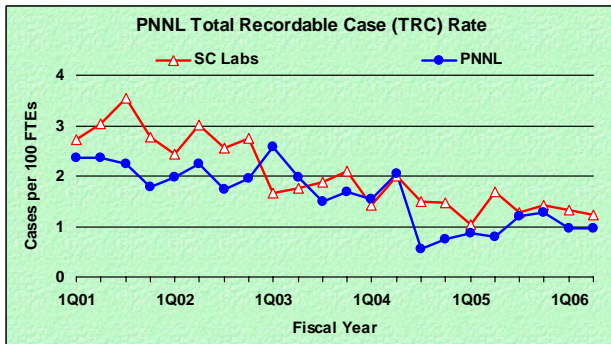
- SNS' DART rate for 2Q06 (Jan.-Mar. 2006) was 3.57.
- SNS had one DART case in the first two quarters of FY 2006 (Oct. 2005-Mar. 2006), for a DART rate of 1.53.
- The DART construction target rate is 1.10. The number of 'target' cases is not calculated due to near project completion.



# Pacific Northwest National Laboratory Performance through March 2006

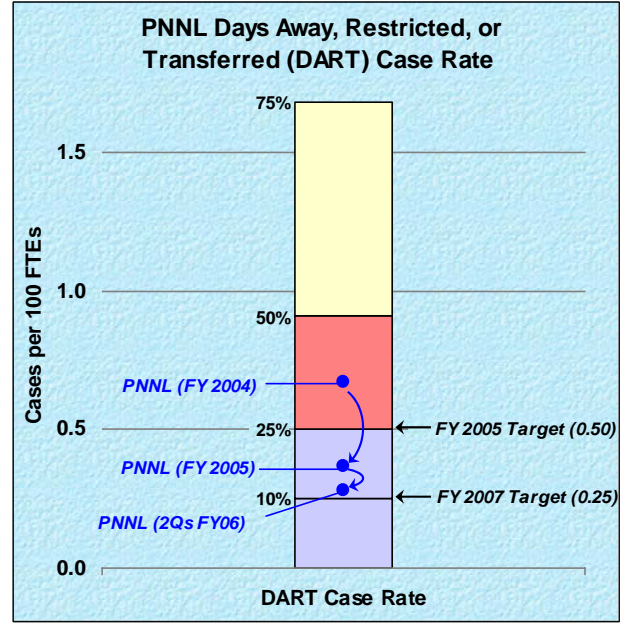
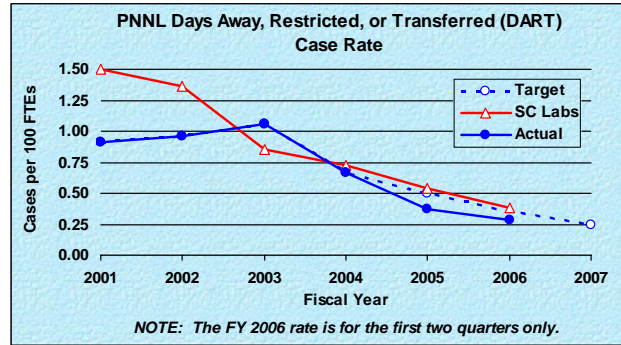
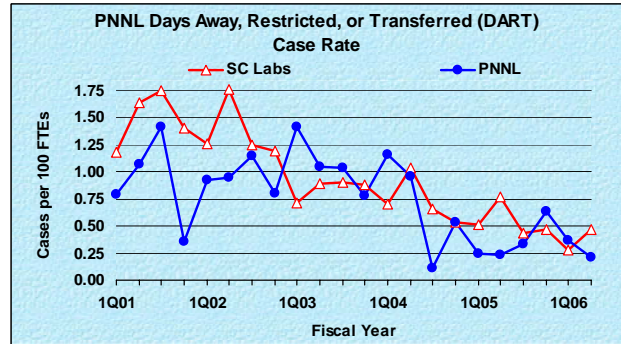
## Total Recordable Case (TRC) Rate

- PNNL's TRC rate for 2Q06 (Jan.-Mar. 2006) was 0.96.
- PNNL had 17 TRC cases in the first two quarters of FY 2006 (Oct. 2005-Mar. 2006), for a TRC rate of 0.96.
- The TRC FY07 target rate of 0.65 is the equivalent of 23 TRC cases for PNNL.



## Days Away, Restricted, or Transferred (DART) Case Rate

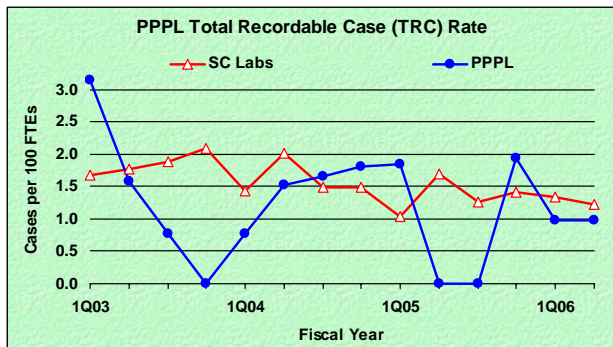
- PNNL's DART rate for 2Q06 (Jan.-Mar. 2006) was 0.21.
- PNNL had five DART cases in the first two quarters of FY 2006 (Oct. 2005-Mar. 2006), for a DART rate of 0.28.
- The DART FY07 target rate of 0.25 is the equivalent of nine DART cases for PNNL.



# Princeton Plasma Physics Laboratory Performance through March 2006

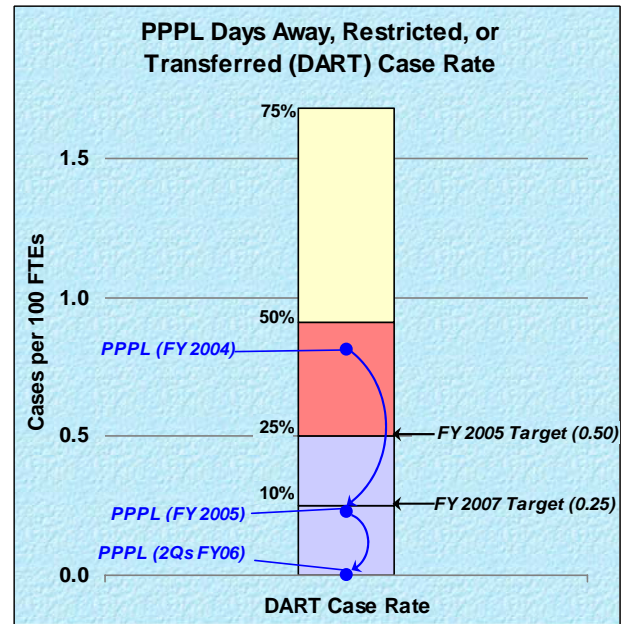
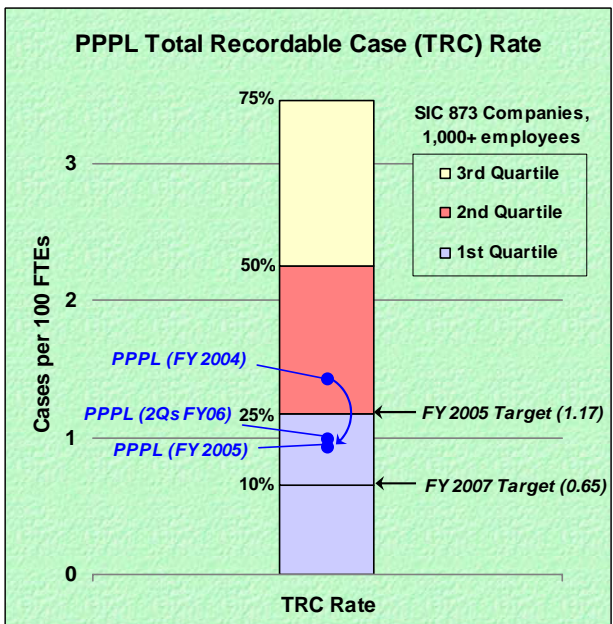
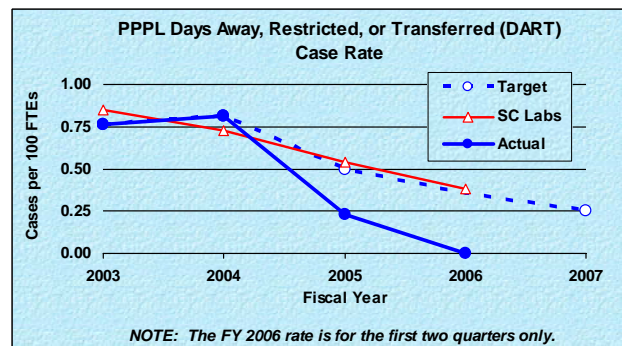
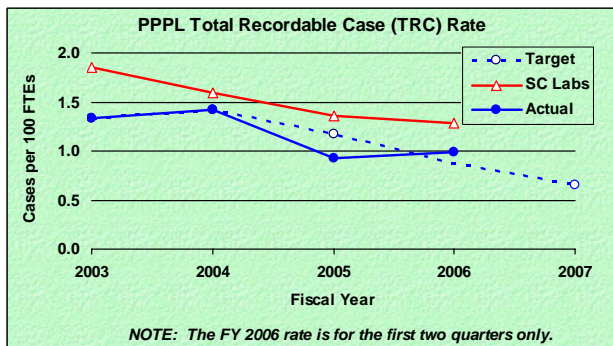
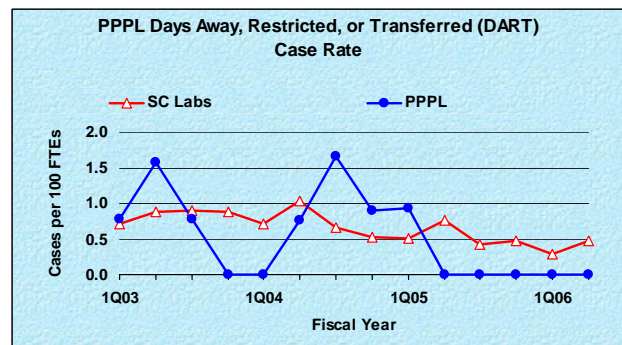
## Total Recordable Case (TRC) Rate

- PPPL's TRC rate for 2Q06 (Jan.-Mar. 2006) was 0.98.
- PPPL had two TRC cases in the first two quarters of FY 2006 (Oct. 2005-Mar. 2006), for a TRC rate of 0.98.
- The TRC FY07 target rate of 0.65 is the equivalent of three cases for PPPL.



## Days Away, Restricted, or Transferred (DART) Case Rate

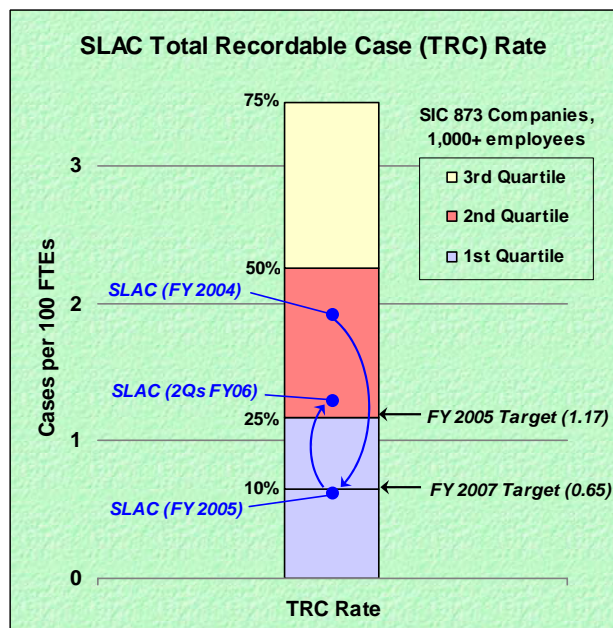
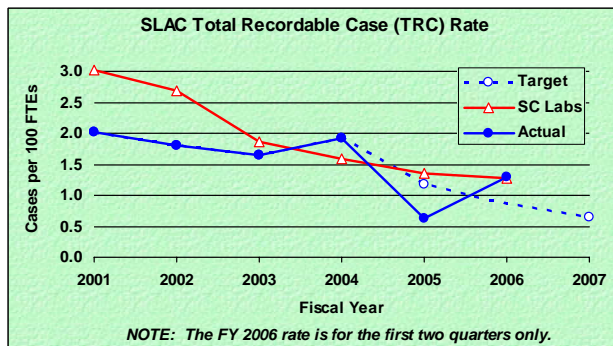
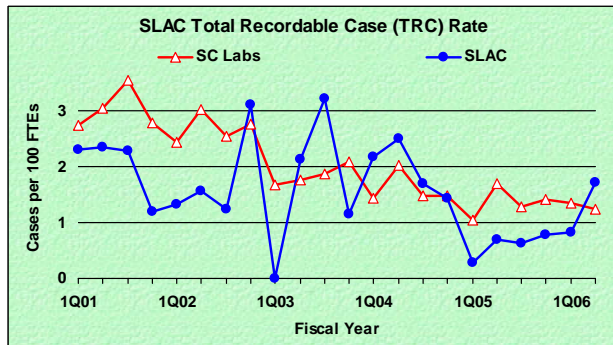
- PPPL's DART rate for 2Q06 (Jan.-Mar. 2006) was 0.00.
- PPPL had zero DART cases in the first two quarters of FY 2006 (Oct. 2005-Mar. 2006), for a TRC rate of 0.00. PPPL's last DART case was in Nov. 2004.
- The DART FY07 target rate of 0.25 is the equivalent of one DART case for PPPL.



# Stanford Linear Accelerator Center Performance through March 2006

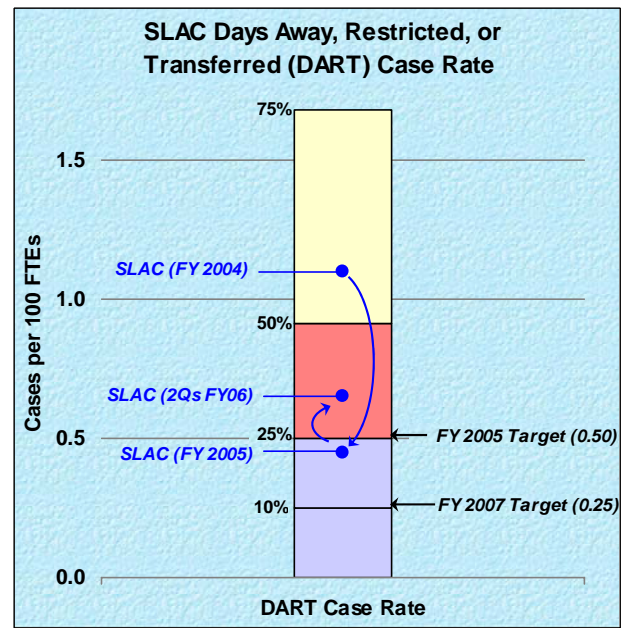
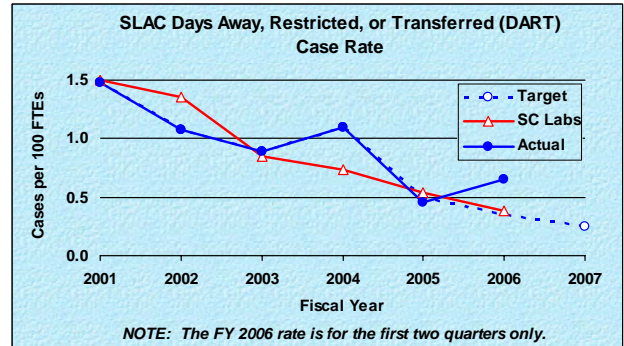
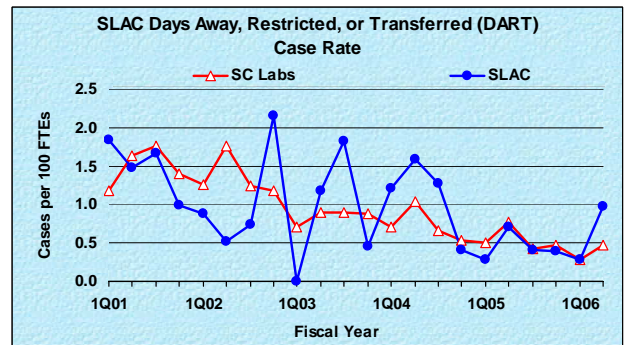
## Total Recordable Case (TRC) Rate

- SLAC's TRC rate for 2Q06 (Jan.-Mar. 2006) was 1.70.
- SLAC had 10 TRC cases in the first two quarters of FY 2006 (Oct. 2005-Mar. 2006), for a TRC rate of 1.29.
- The TRC FY07 target rate of 0.65 is the equivalent of 11 TRC cases for SLAC.



## Days Away, Restricted, or Transferred (DART) Case Rate

- SLAC's DART rate for 2Q06 (Jan.-Mar. 2006) was 0.97.
- SLAC had five DART cases in the first two quarters of FY 2006 (Oct. 2005-Mar. 2006), for a DART rate of 0.65.
- The DART FY07 target rate of 0.25 is the equivalent of four DART cases for SLAC.



# Thomas Jefferson National Accelerator Facility Performance through March 2006

## Total Recordable Case (TRC) Rate

- TJNAF's TRC rate for 2Q06 (Jan.-Mar. 2006) was 2.08.
- TJNAF had four TRC cases in the first two quarters of FY 2006 (Oct. 2005-Mar. 2006), for a TRC rate of 1.38.
- The TRC FY07 target rate of 0.65 is the equivalent of five TRC cases for TJNAF.

## Days Away, Restricted, or Transferred (DART) Case Rate

- TJNAF's DART rate for 2Q06 (Jan.-Mar. 2006) was 1.39.
- TJNAF had three DART cases in the first two quarters of FY 2006 (Oct. 2005-Mar. 2006), for a DART rate of 1.03.
- The DART FY07 target rate of 0.25 is the equivalent of two DART cases for TJNAF.

