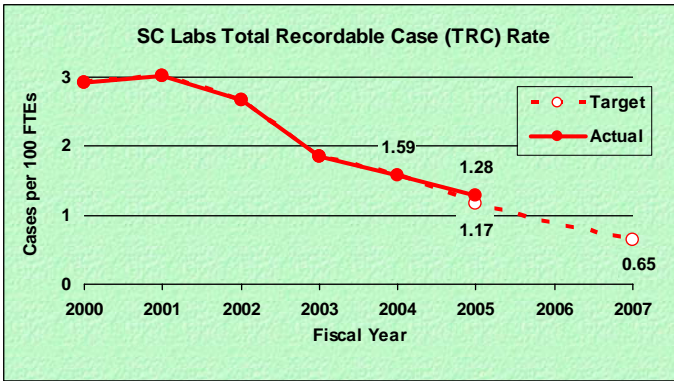


# Office of Science Injury Rate Reduction Performance for Fiscal Year 2005

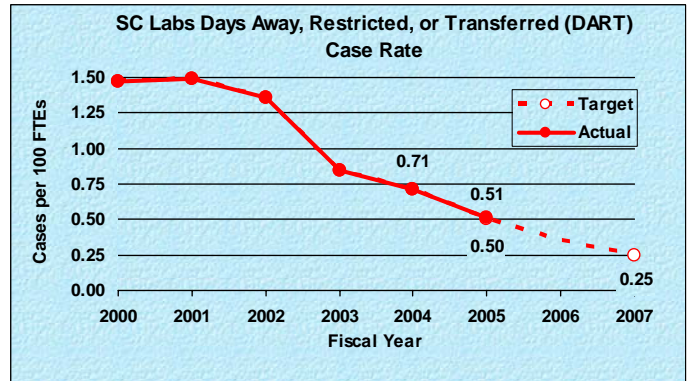
## Total Recordable Case (TRC) Rate

- The SC TRC rate for FY 2005 (Oct. 2004-Sept 2005) was 1.28, a 19 percent decrease from the FY 2004 rate.
- The SC interim goal is to achieve a TRC rate of 1.17 in FY 2005.



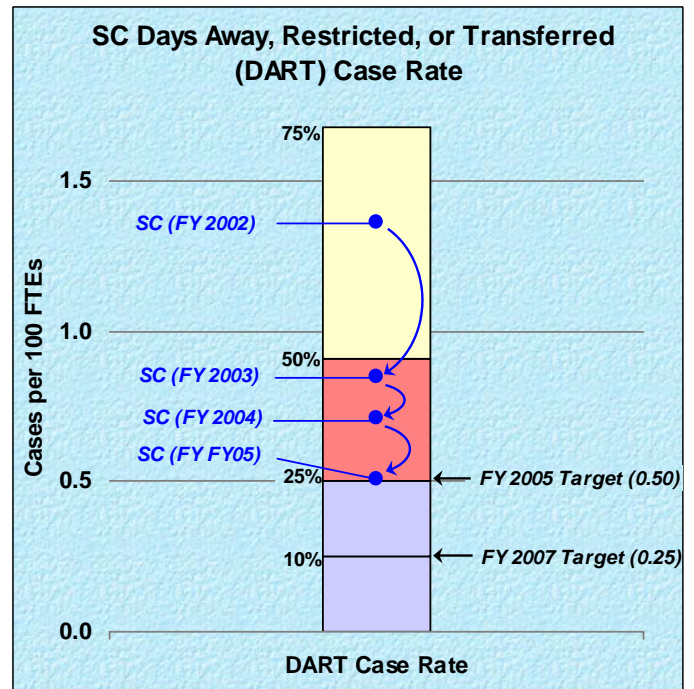
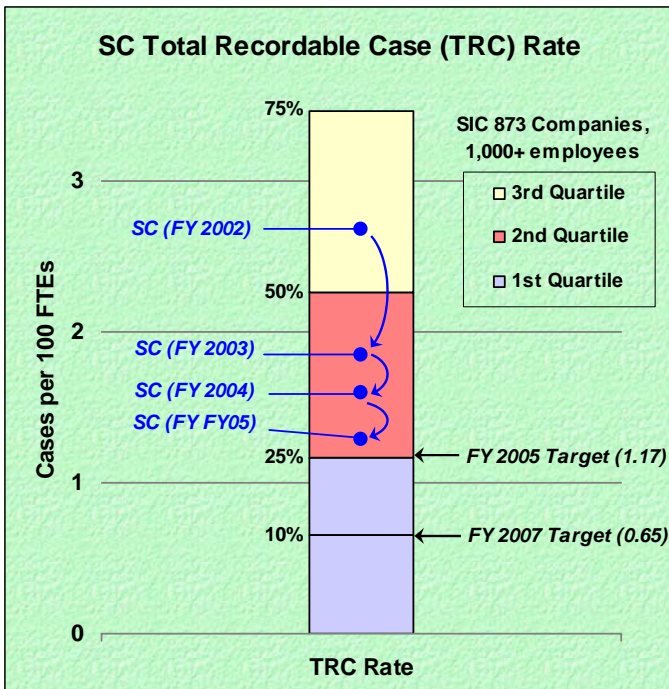
## Days Away, Restricted, or Transferred (DART) Case Rate

- The SC DART rate for FY 2005 (Oct. 2004-Sept 2005) was 0.51, a 28 percent decrease from the FY 2004 rate.
- The SC interim goal is to achieve a DART rate of 0.50 in FY 2005.



- The SC TRC rate of 1.28 for FY 2005 (Oct. 2004-Sept 2005) is 9 percent above the FY 2005 interim goal of 1.17.

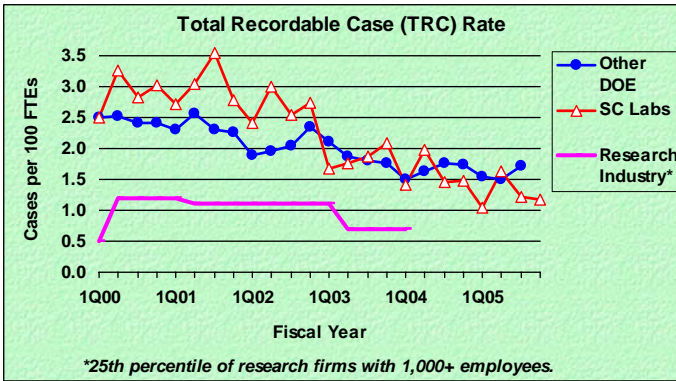
- The SC DART rate of 0.51 for FY 2005 (Oct. 2004-Sept 2005) is 2 percent above the FY 2005 interim goal of 0.50.



## Office of Science Injury Rate Reduction Performance for Fiscal Year 2005, continued

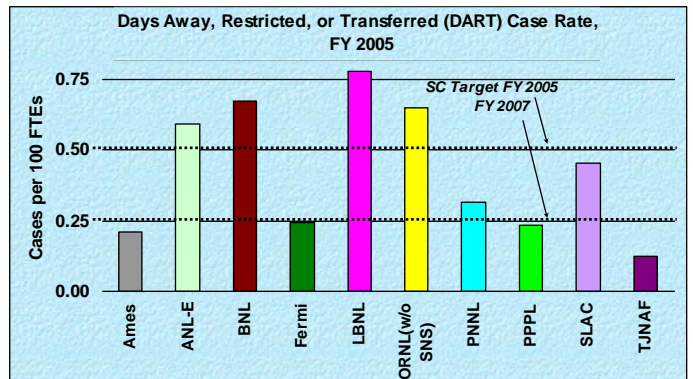
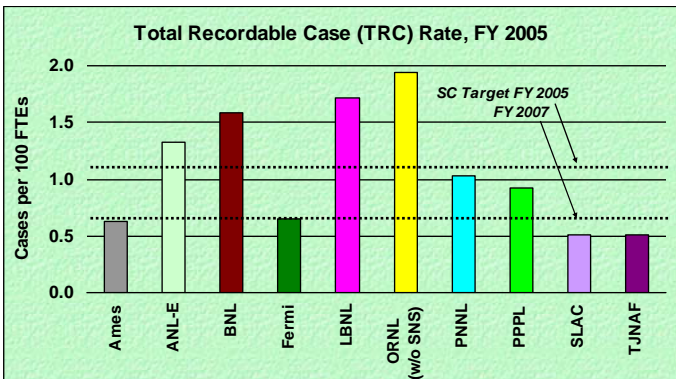
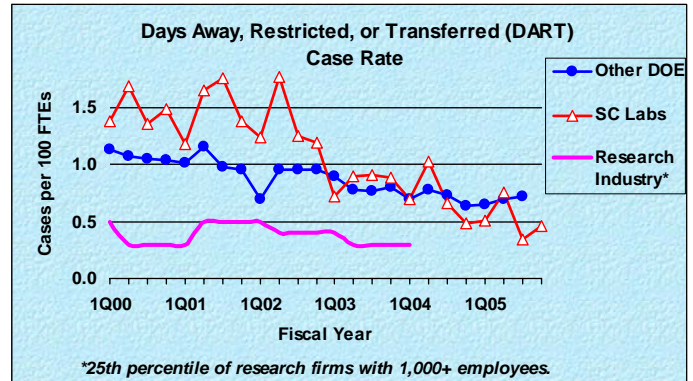
### Total Recordable Case (TRC) Rate

- The SC TRC rate for 4Q05 (July-Sept 2005) was 1.19, a two percent decrease from the 3Q05 (April-June 2005) rate of 1.22.



### Days Away, Restricted, or Transferred (DART) Case Rate

- The SC DART rate for 4Q05 (July-Sept 2005) was 0.45, a 32 percent increase from the 3Q05 (April-June 2005) rate of 0.34.



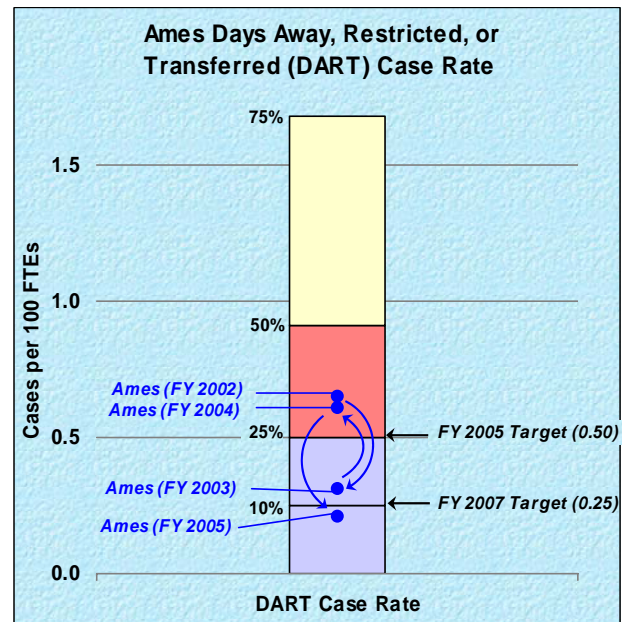
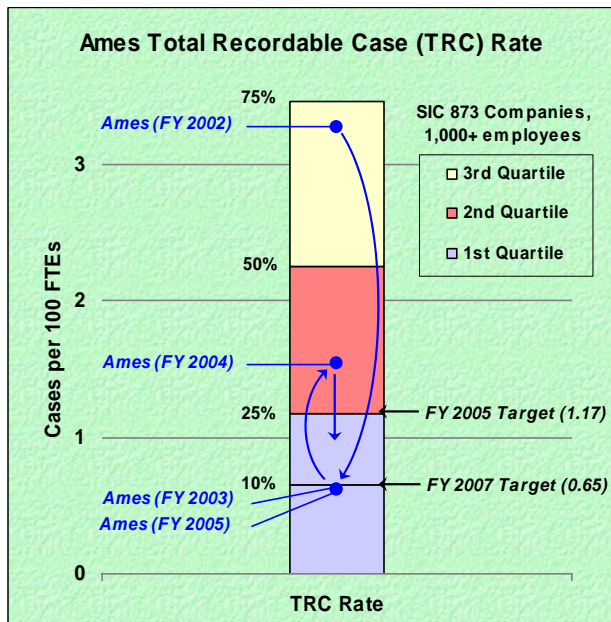
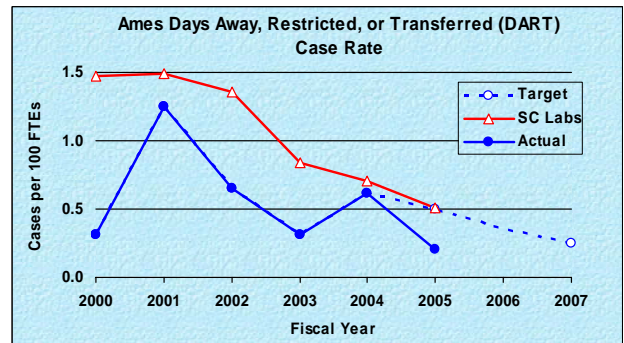
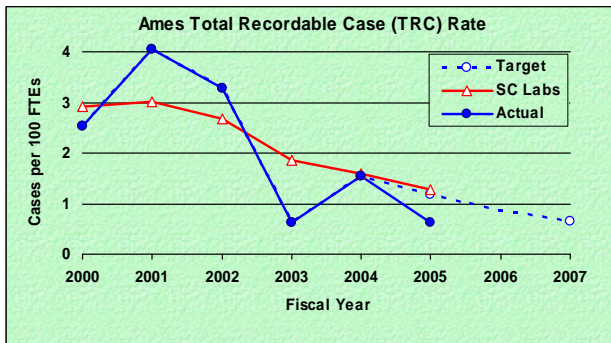
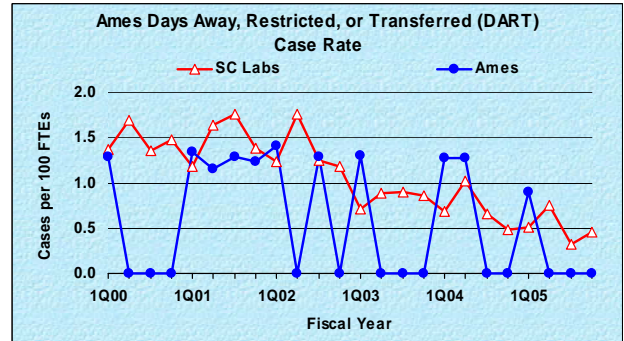
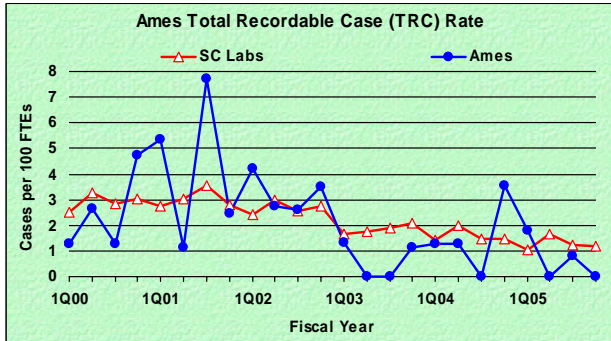
# Ames Laboratory Performance for Fiscal Year 2005

## Total Recordable Case (TRC) Rate

- Ames' TRC rate for 4Q05 (July-Sept 2005) was 0.00.
- Ames had three TRC cases in FY 2005 (Oct. 2004-Sept 2005), for a TRC rate of 0.62.
- The TRC FY05 target rate of 1.17 is the equivalent of five cases for Ames.

## Days Away, Restricted, or Transferred (DART) Case Rate

- Ames' DART rate for 4Q05 (July-Sept 2005) was 0.00.
- Ames had one DART case in FY 2005 (Oct. 2004-Sept 2005), for a DART rate of 0.21.
- The DART FY05 target rate of 0.50 is the equivalent of two cases for Ames.



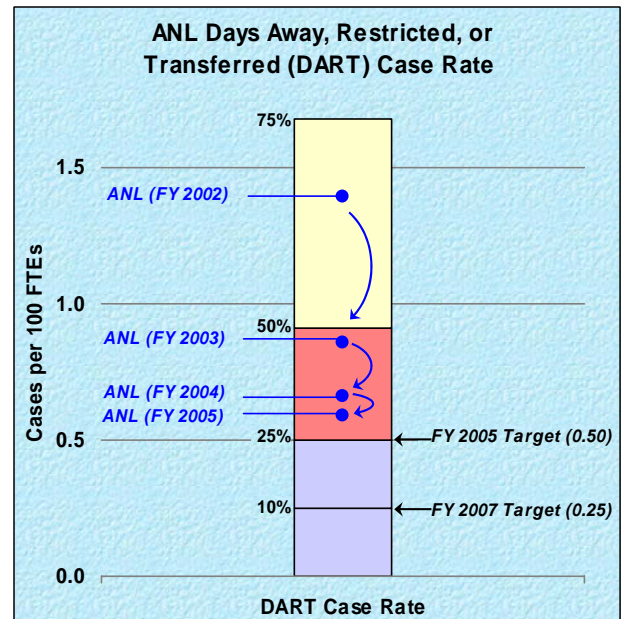
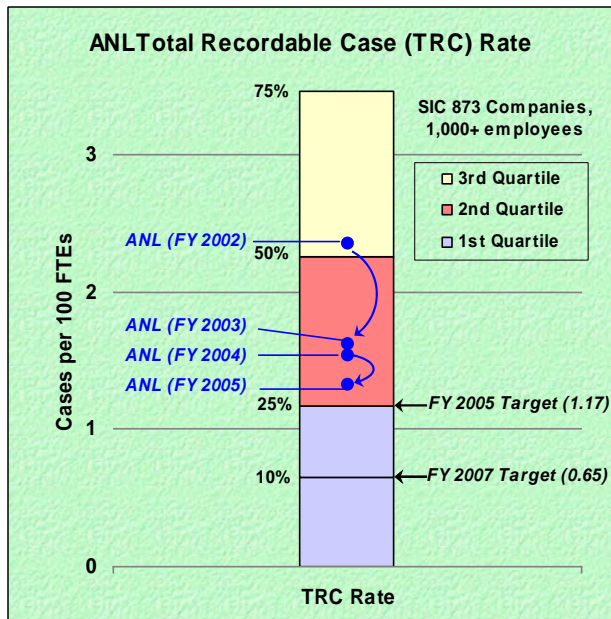
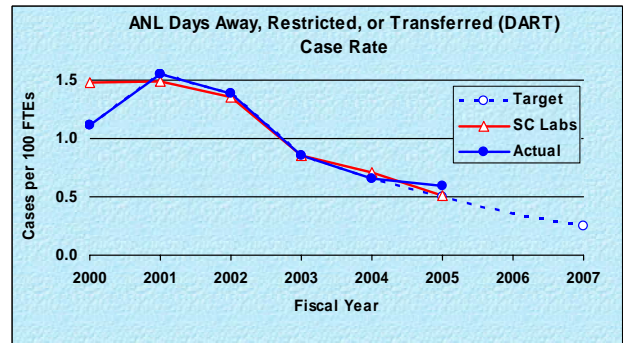
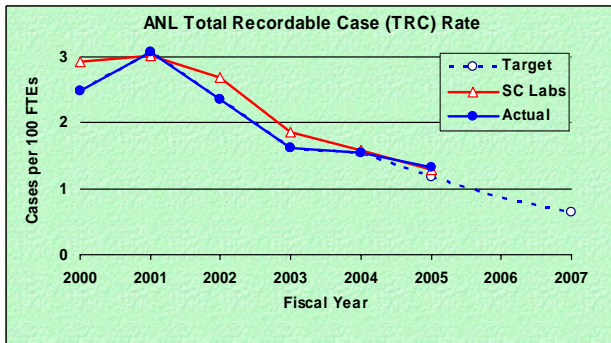
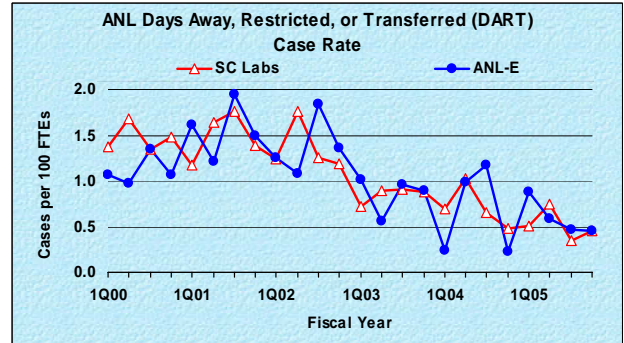
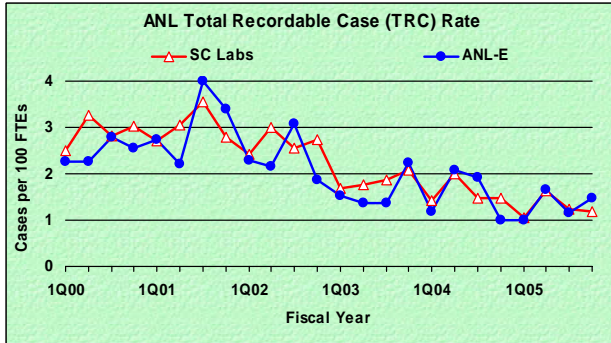
# Argonne National Laboratory Performance for Fiscal Year 2005

## Total Recordable Case (TRC) Rate

- ANL's TRC rate for 4Q05 (July-Sept 2005) was 1.48.
- ANL had 45 TRC cases in FY 2005 (Oct. 2004-Sept 2005), for a TRC rate of 1.33.
- The TRC FY05 target rate of 1.17 is the equivalent of 40 TRC cases for ANL.

## Days Away, Restricted, or Transferred (DART) Case Rate

- ANL's DART rate for 4Q05 (July-Sept 2005) was 0.45.
- ANL had 20 DART cases in FY 2005 (Oct. 2004-Sept 2005), for a DART rate of 0.59.
- The DART FY05 target rate of 0.50 is the equivalent of 17 cases for ANL.



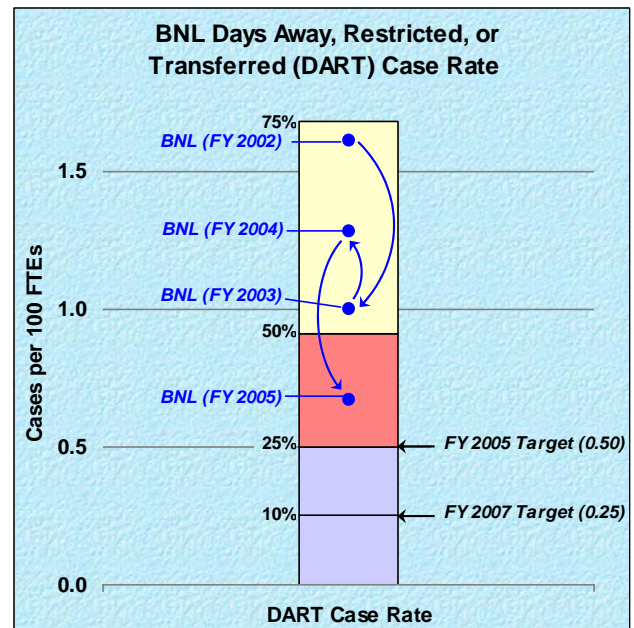
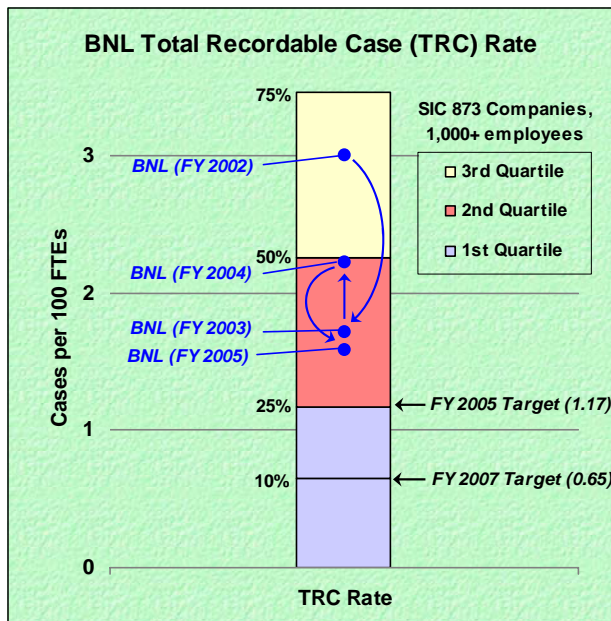
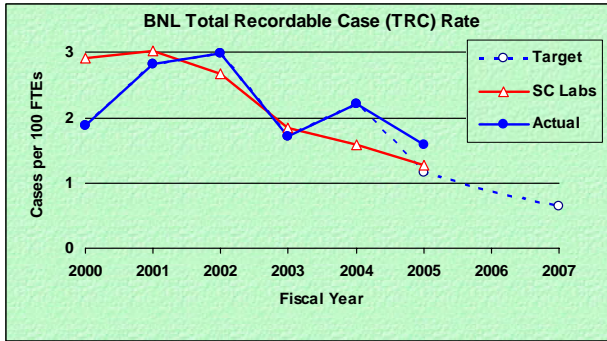
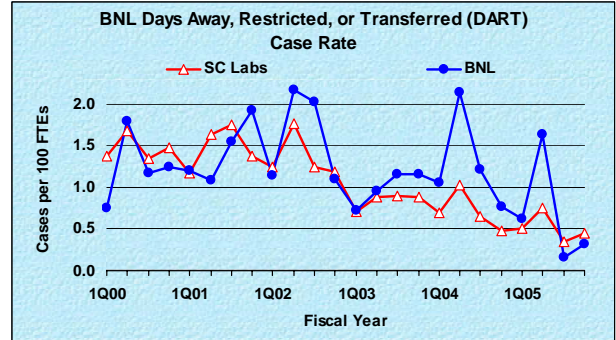
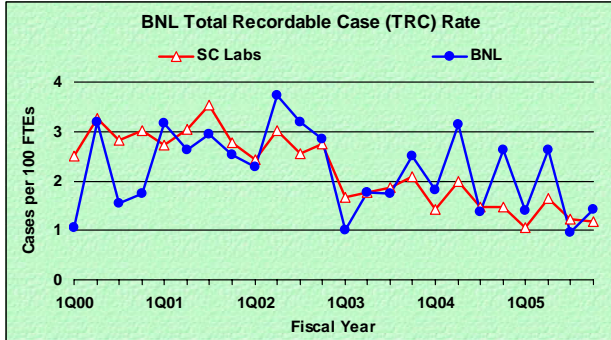
# Brookhaven National Laboratory Performance for Fiscal Year 2005

## Total Recordable Case (TRC) Rate

- BNL's TRC rate for 4Q05 (July-Sept 2005) was 1.42.
- BNL had 40 TRC cases in FY 2005 (Oct. 2004-Sept 2005), for a TRC rate of 1.59.
- The TRC FY05 target rate of 1.17 is the equivalent of 30 TRC cases for BNL.

## Days Away, Restricted, or Transferred (DART) Case Rate

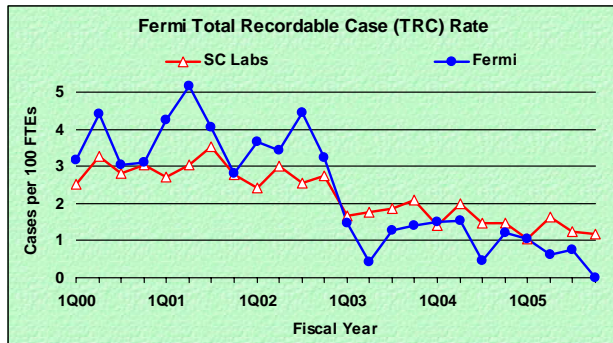
- BNL's DART rate for 4Q05 (July-Sept 2005) was 0.32.
- BNL had 17 DART cases in FY 2005 (Oct. 2004-Sept 2005), for a DART rate of 0.67.
- The DART FY05 target rate of 0.50 is the equivalent of 13 DART cases for BNL.



# Fermi National Accelerator Laboratory Performance for Fiscal Year 2005

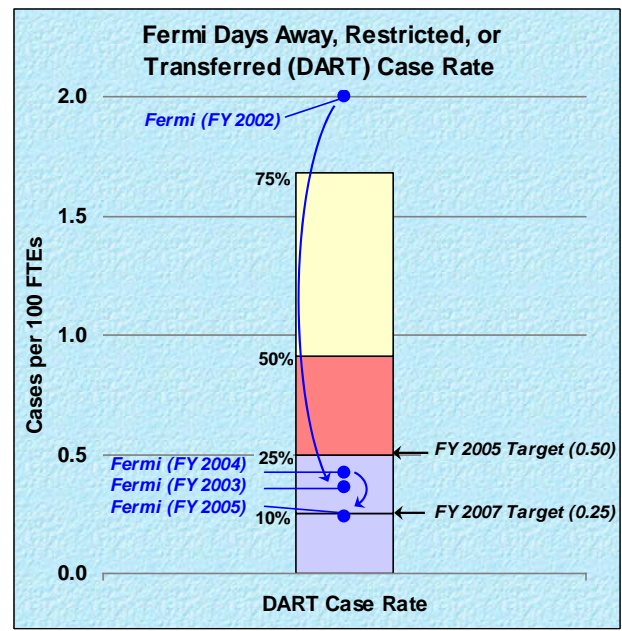
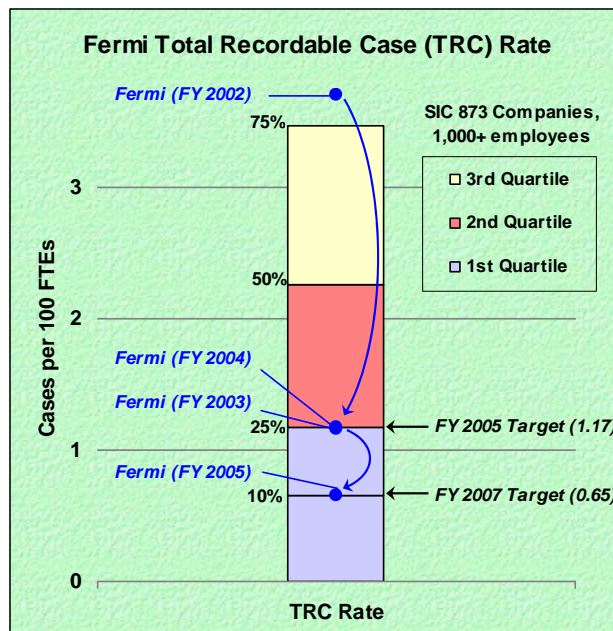
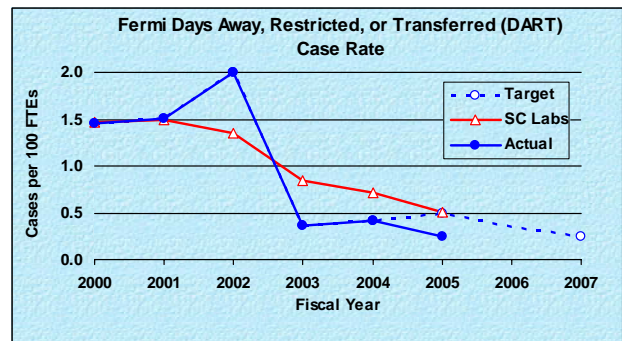
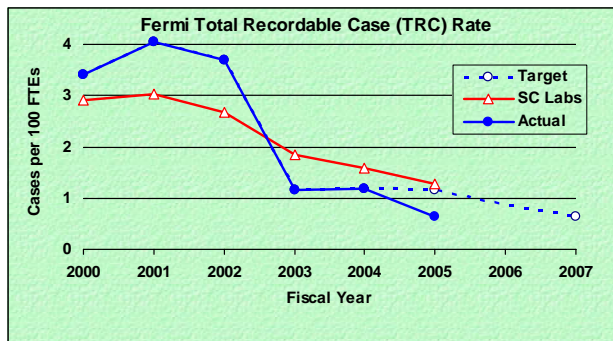
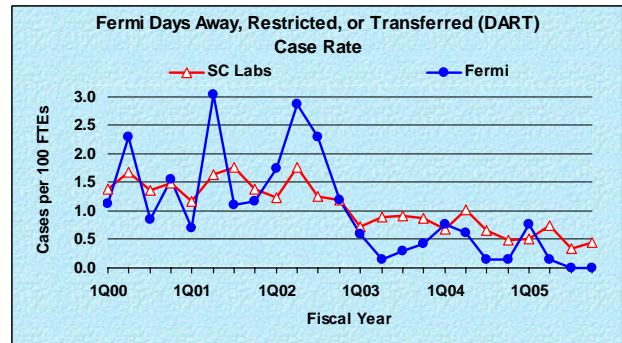
## Total Recordable Case (TRC) Rate

- Fermilab's TRC rate for 4Q05 (July-Sept 2005) was 0.00.
- Fermilab had 16 TRC cases in FY 2005 (Oct. 2004-Sept 2005), for a TRC rate of 0.65.
- The TRC FY05 target rate of 1.17 is the equivalent of 29 TRC cases for Fermilab.



## Days Away, Restricted, or Transferred (DART) Case Rate

- Fermilab's DART rate for 4Q05 (July-Sept 2005) was 0.00.
- Fermilab had six DART cases in FY 2005 (Oct. 2004-Sept 2005), for a DART rate of 0.24.
- The DART FY05 target rate of 0.50 is the equivalent of 12 DART cases for Fermilab.



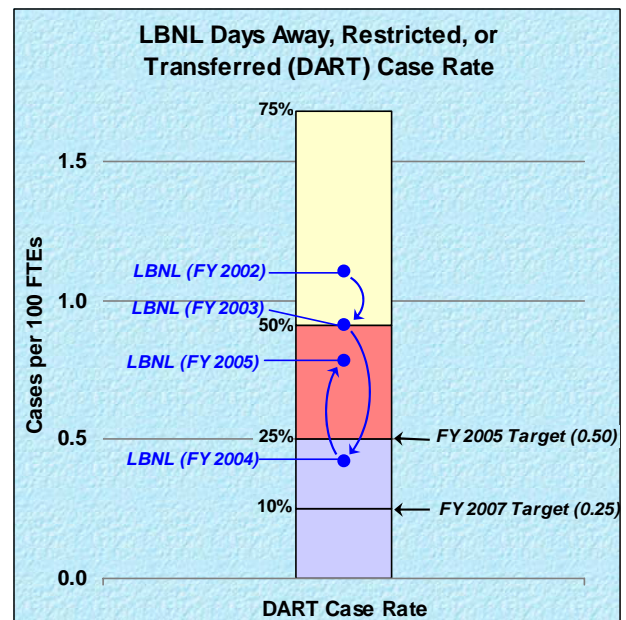
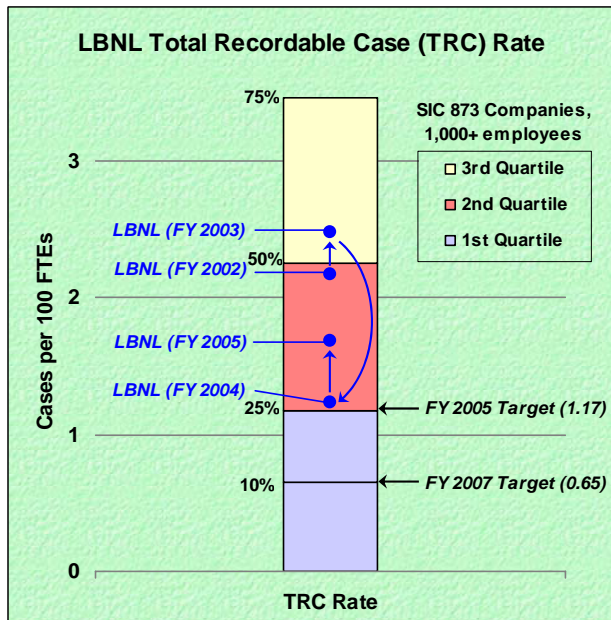
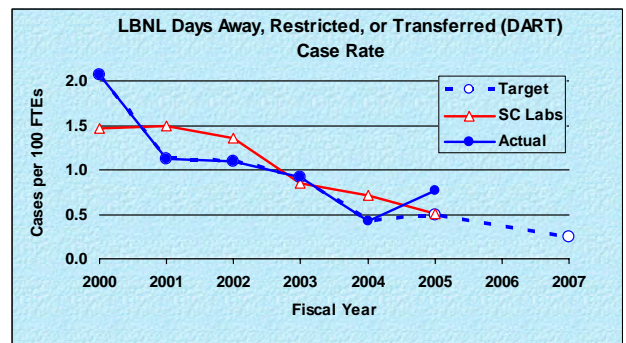
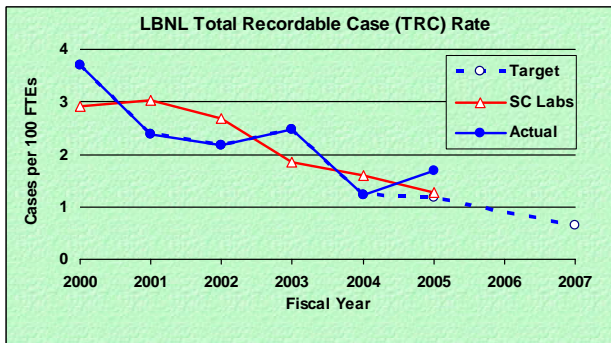
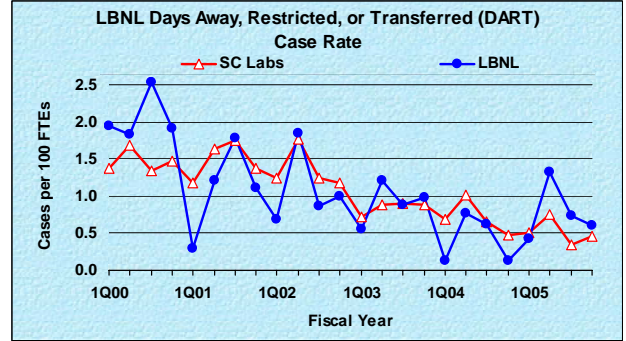
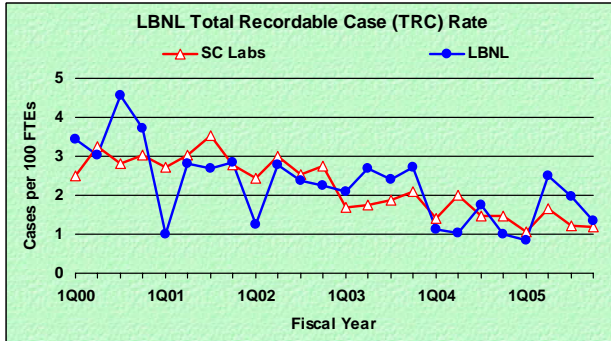
# Lawrence Berkeley National Laboratory Performance for Fiscal Year 2005

## Total Recordable Case (TRC) Rate

- LBNL's TRC rate for 4Q05 (July-Sept 2005) was 1.33.
- LBNL had 52 TRC cases in FY 2005 (Oct. 2004-Sept 2005), for a TRC rate of 1.68.
- The TRC FY05 target rate of 1.17 is the equivalent of 36 TRC cases for LBNL.

## Days Away, Restricted, or Transferred (DART) Case Rate

- LBNL's DART rate for 4Q05 (July-Sept 2005) was 0.61.
- LBNL had 24 DART cases in FY 2005 (Oct. 2004-Sept 2005), for a DART rate of 0.78.
- The DART FY05 target rate of 0.50 is the equivalent of 15 DART cases for LBNL.



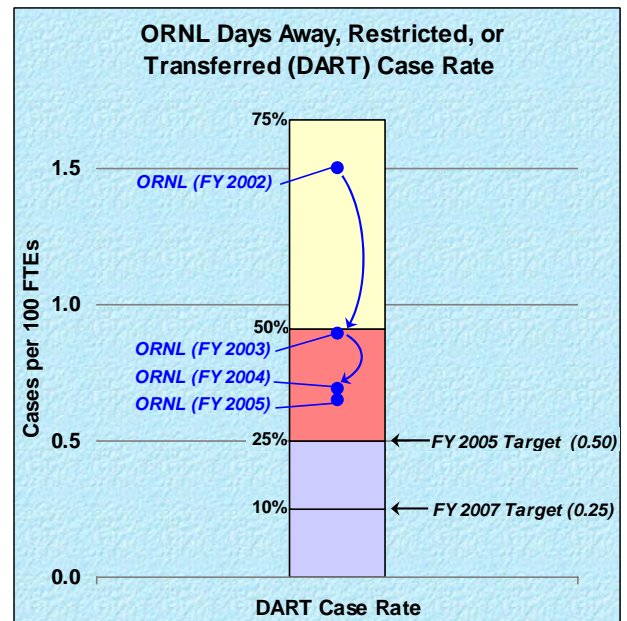
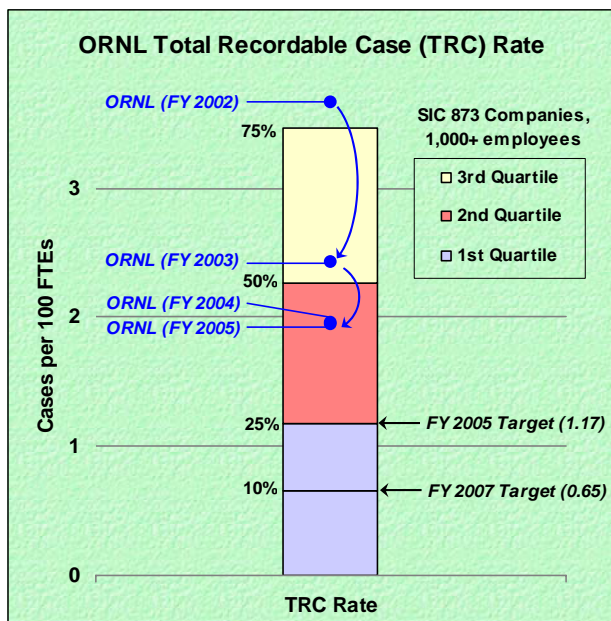
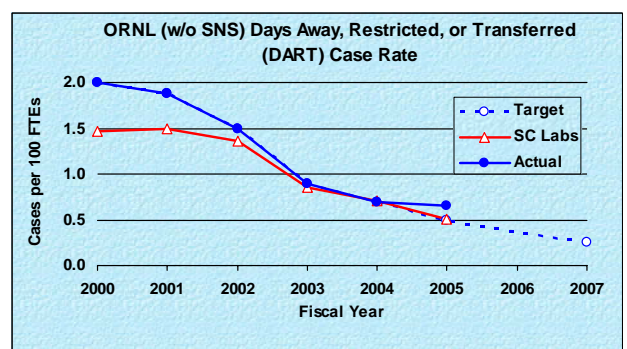
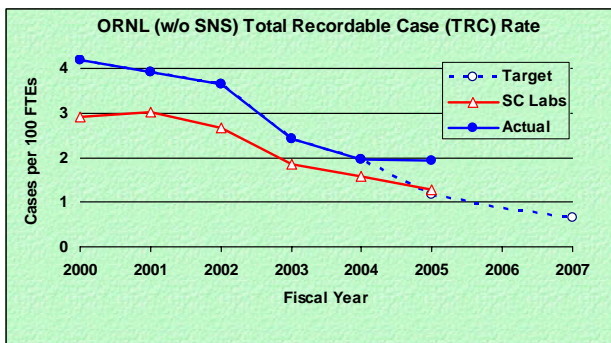
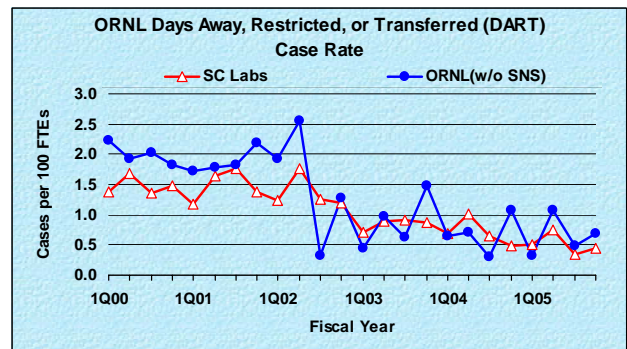
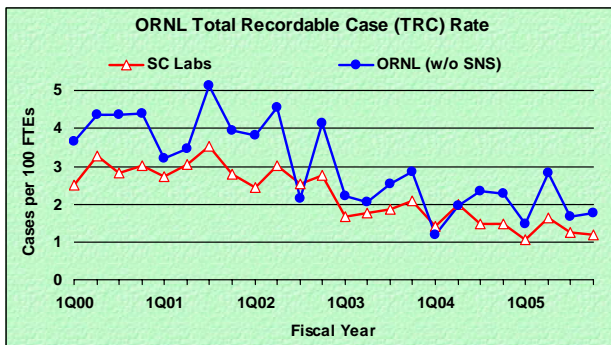
# Oak Ridge National Laboratory Performance for Fiscal Year 2005

## Total Recordable Case (TRC) Rate

- ORNL's TRC rate for 4Q05 (July-Sept 2005) was 1.75.
- ORNL had 78 TRC cases in FY 2005 (Oct. 2004-Sept 2005), for a TRC rate of 1.94.
- The TRC FY05 target rate of 1.17 is the equivalent of 47 TRC cases for ORNL.

## Days Away, Restricted, or Transferred (DART) Case Rate

- ORNL's DART rate for 4Q05 (July-Sept 2005) was 0.68.
- ORNL had 26 DART cases in FY 2005 (Oct. 2004-Sept 2005), for a DART rate of 0.65.
- The DART FY05 target rate of 0.50 is the equivalent of 20 DART cases for ORNL.





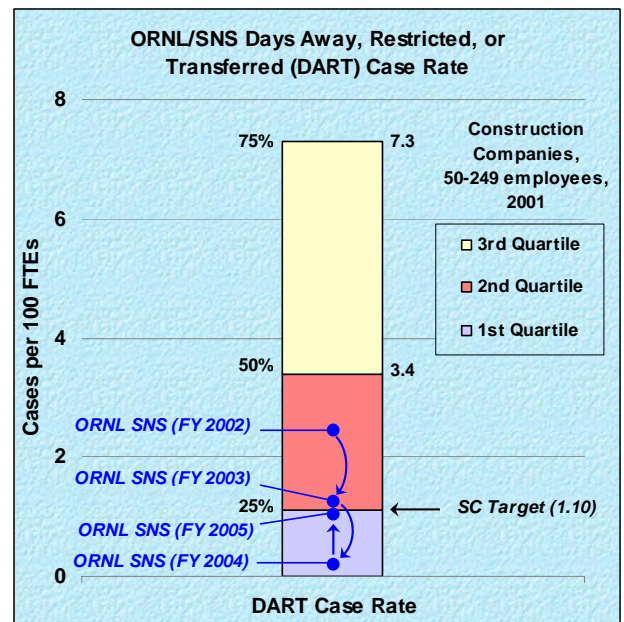
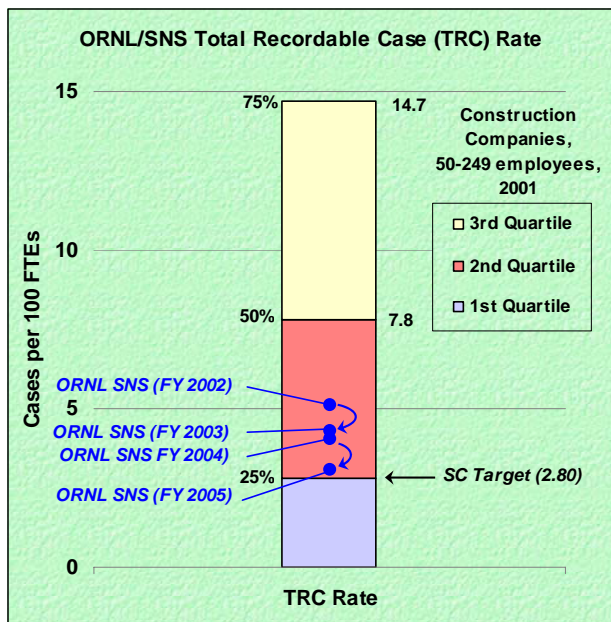
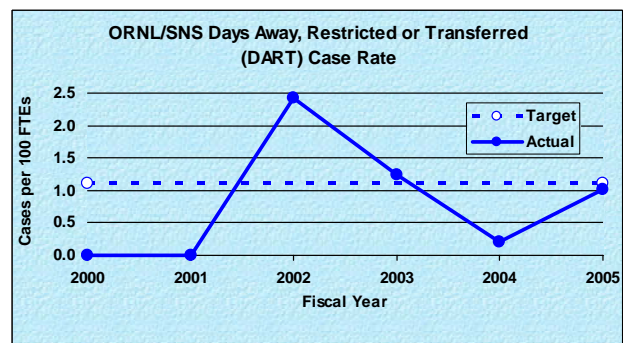
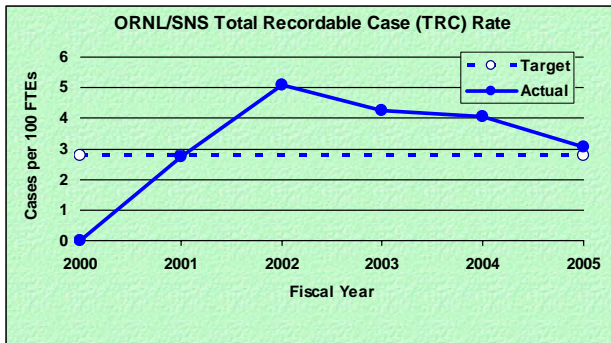
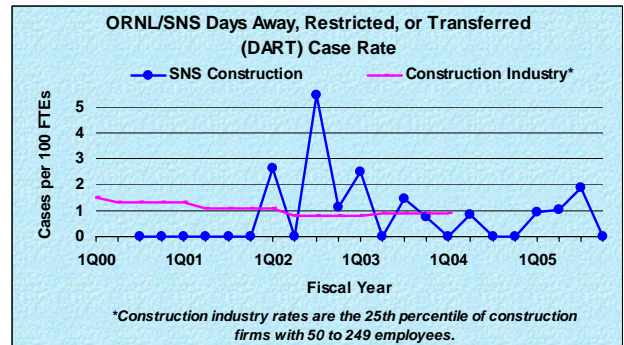
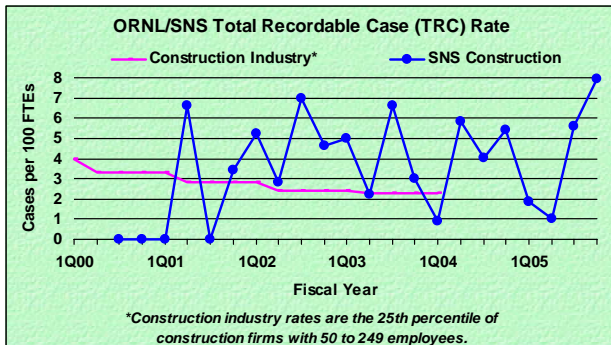
# ORNL/Spallation Neutron Source Project Performance for Fiscal Year 2005

## Total Recordable Case (TRC) Rate

- SNS' TRC rate for 4Q05 (July-Sept 2005) was 7.95.
- SNS had 9 TRC cases in FY 2005 (Oct. 2004-Sept 2005), for a TRC rate of 3.07.
- The TRC FY05 target rate of 2.80 is the equivalent of eight TRC cases for SNS.

## Days Away, Restricted, or Transferred (DART) Case Rate

- SNS' DART rate for 4Q05 (July-Sept 2005) was 0.00.
- SNS had three DART cases in FY 2005 (Oct. 2004-Sept 2005), for a DART rate of 1.02.
- The DART FY05 target rate of 1.10 is the equivalent of three DART cases for SNS.



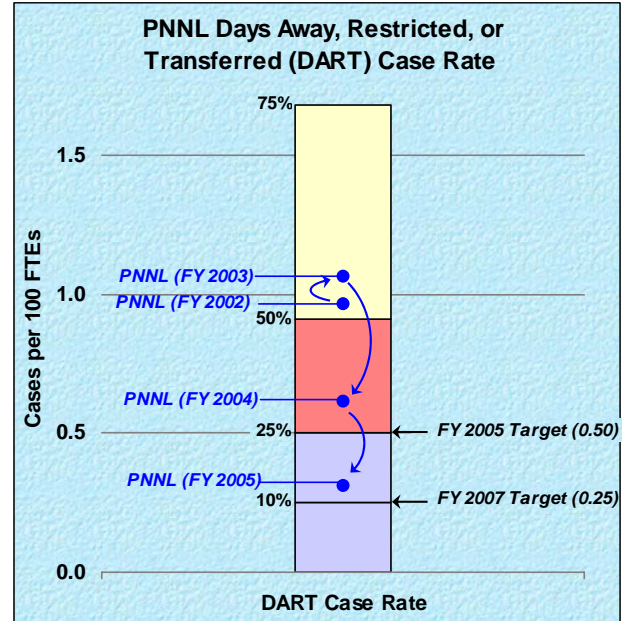
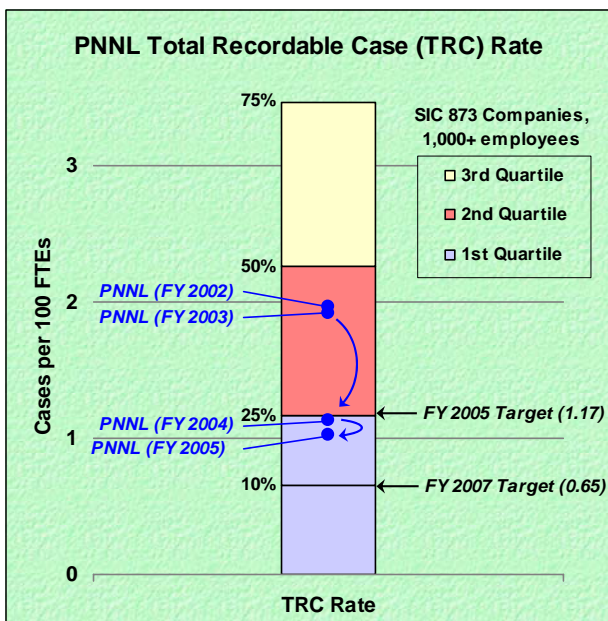
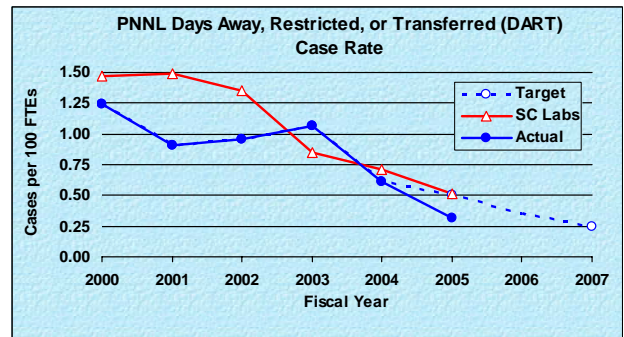
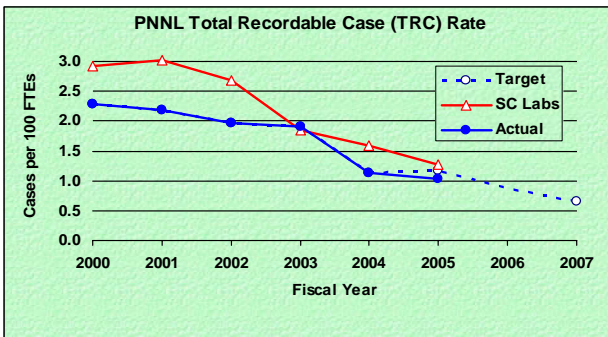
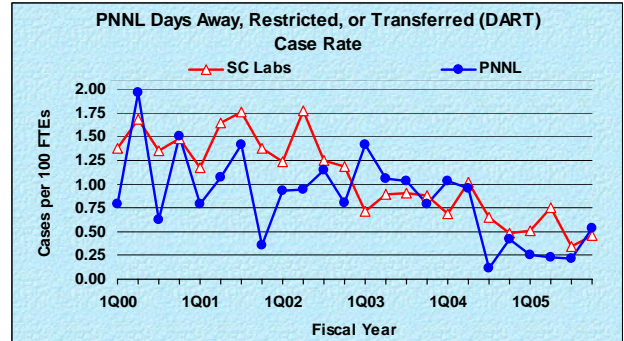
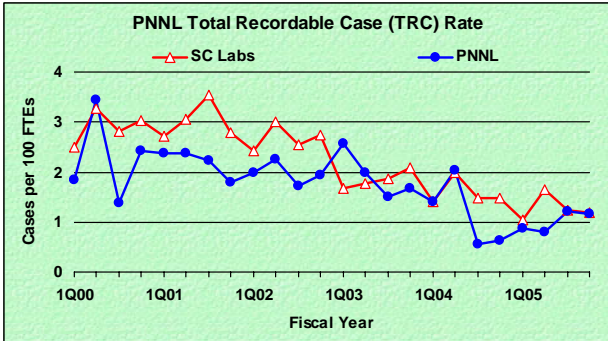
# Pacific Northwest National Laboratory Performance for Fiscal Year 2005

## Total Recordable Case (TRC) Rate

- PNNL's TRC rate for 4Q05 (July-Sept 2005) was 1.17.
- PNNL had 36 TRC cases in FY 2005 (Oct. 2004-Sept 2005), for a TRC rate of 1.02.
- The TRC FY05 target rate of 1.17 is the equivalent of 41 TRC cases for PNNL.

## Days Away, Restricted, or Transferred (DART) Case Rate

- PNNL's DART rate for 4Q05 (July-Sept 2005) was 0.53.
- PNNL had 11 DART cases in FY 2005 (Oct. 2004-Sept 2005) for a DART rate of 0.31.
- The DART FY05 target rate of 0.50 is the equivalent of 18 DART cases for PNNL.



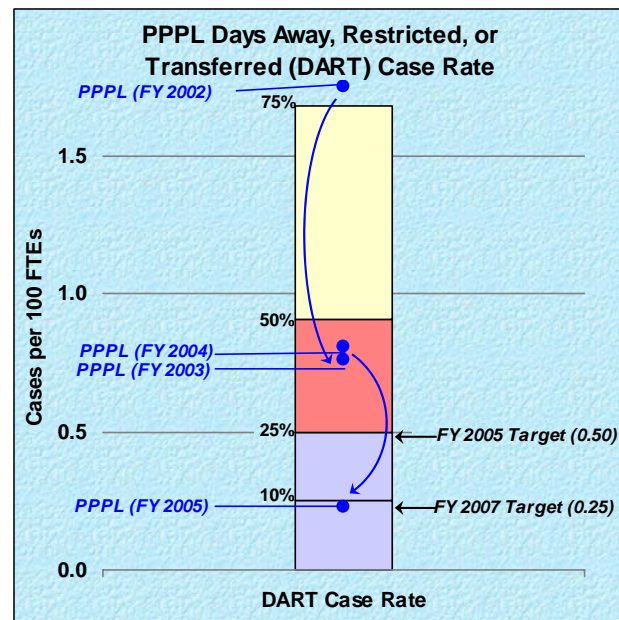
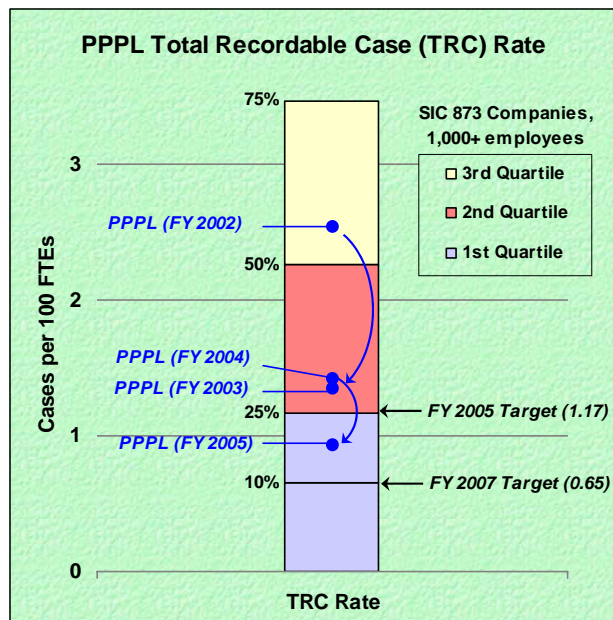
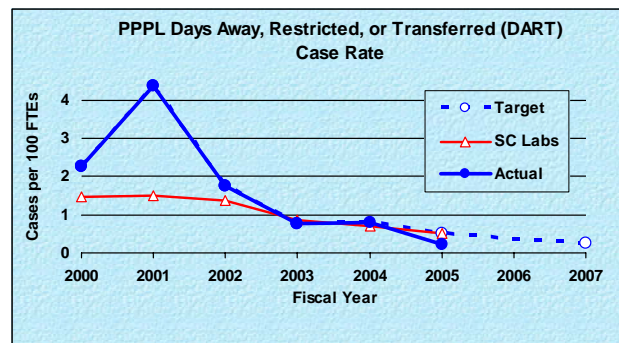
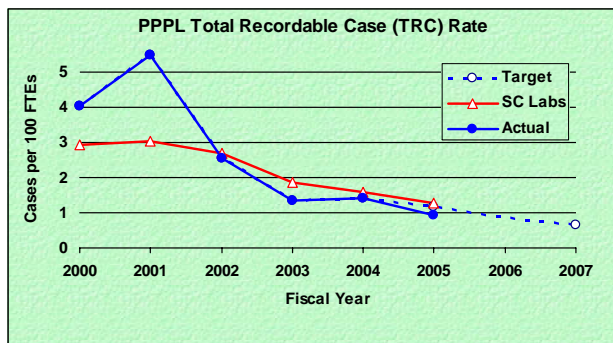
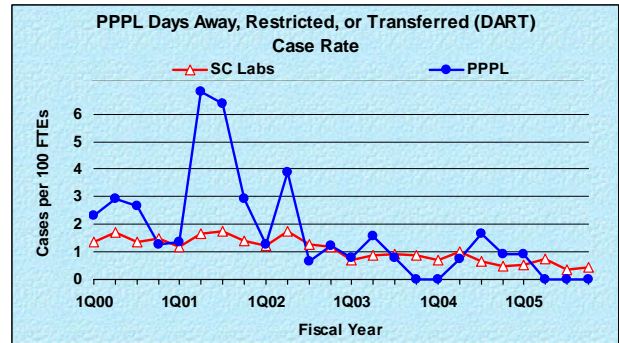
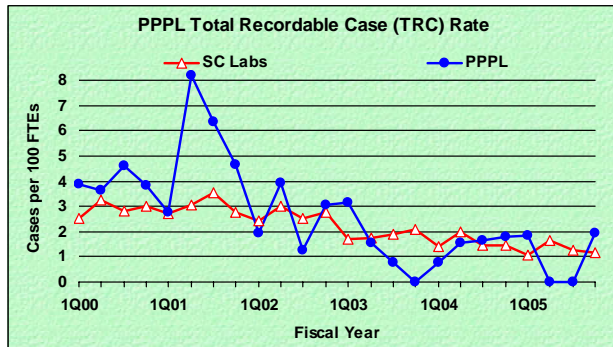
# Princeton Plasma Physics Laboratory Performance for Fiscal Year 2005

## Total Recordable Case (TRC) Rate

- PPPL's TRC rate for 4Q05 (July-Sept 2005) was 1.93.
- PPPL had four TRC cases in FY 2005 (Oct. 2004-Sept 2005), for a rate of 0.93.
- The TRC FY05 target rate of 1.17 is the equivalent of five cases for PPPL.

## Days Away, Restricted, or Transferred (DART) Case Rate

- PPPL's DART rate for 4Q05 (July-Sept 2005) was 0.00.
- PPPL had one DART case in FY 2005 (Oct. 2004-Sept 2005), for a rate of 0.23.
- The DART FY05 target rate of 0.50 is the equivalent of two DART cases for PPPL.



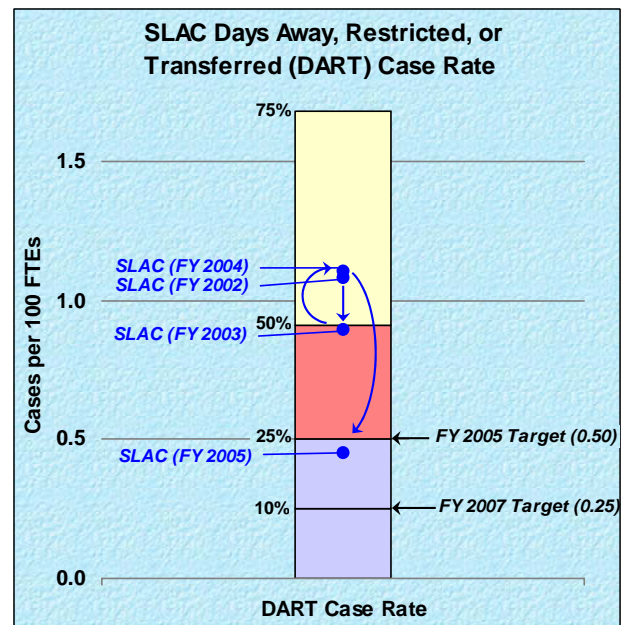
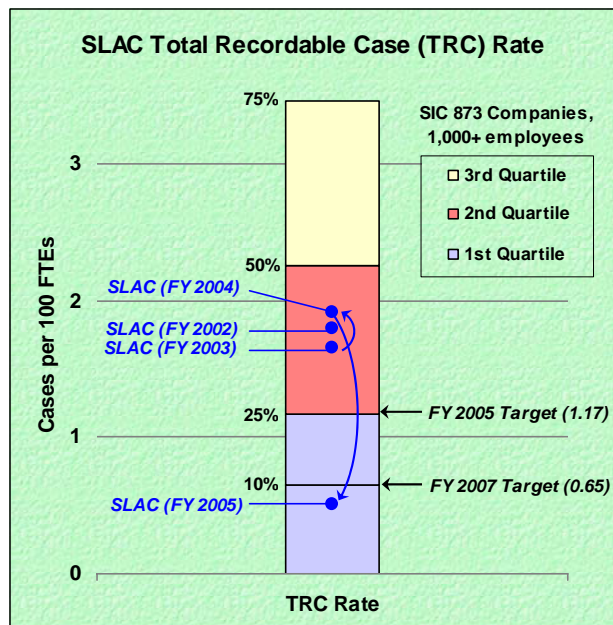
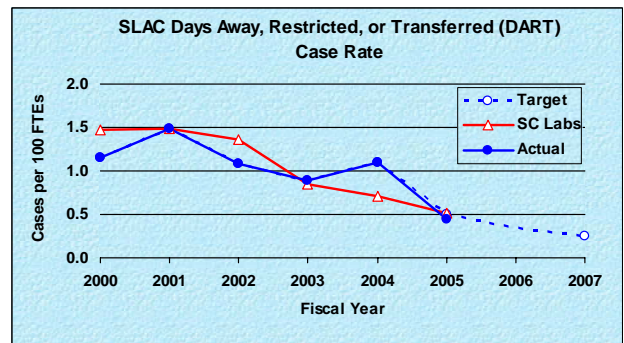
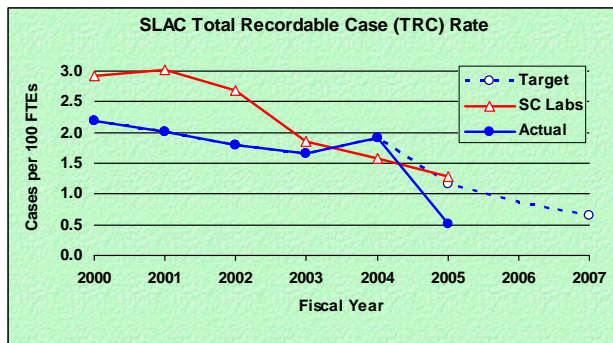
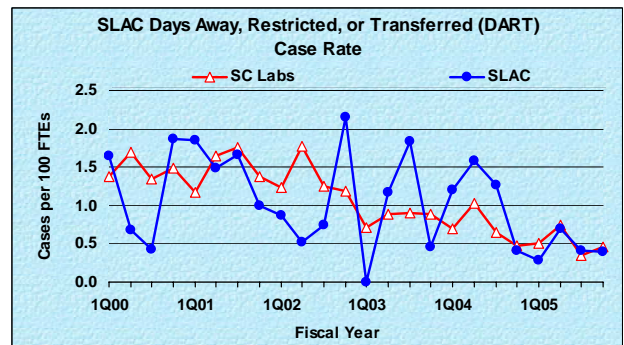
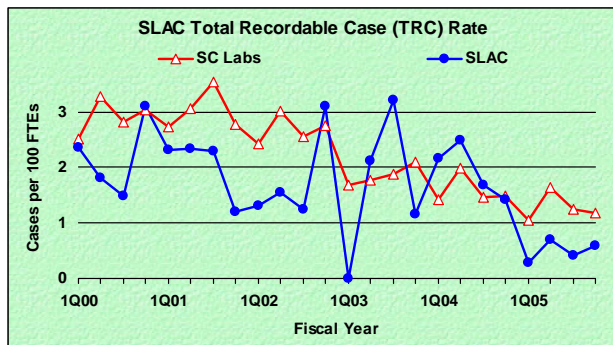
# Stanford Linear Accelerator Center Performance for Fiscal Year 2005

## Total Recordable Case (TRC) Rate

- SLAC's TRC rate for 4Q05 (July-Sept 2005) was 0.59.
- SLAC had nine TRC case in FY 2005 (Oct.-Sept 2005), for a TRC rate of 0.51.
- The TRC FY05 target rate of 1.17 is the equivalent of 21 TRC cases for SLAC.

## Days Away, Restricted, or Transferred (DART) Case Rate

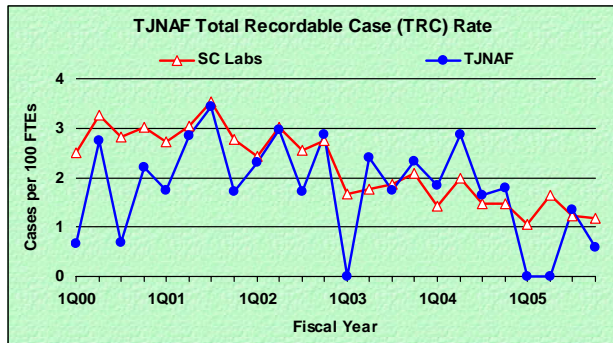
- SLAC's DART rate for 4Q05 (July-Sept 2005) was 0.39.
- SLAC had eight DART cases in FY 2005 (Oct.-Sept 2005), for a DART rate of 0.45.
- The DART FY05 target rate of 0.50 is the equivalent of nine DART cases for SLAC.



# Thomas Jefferson National Accelerator Facility Performance for Fiscal Year 2005

## Total Recordable Case (TRC) Rate

- TJNAF's TRC rate for 4Q05 (July-Sept 2005) was 0.58.
- TJNAF had four TRC cases in FY 2005 (Oct. 2004-Sept 2005), for a TRC rate of 0.50.
- The TRC FY05 target rate of 1.17 is the equivalent of nine TRC cases for TJNAF.



## Days Away, Restricted, or Transferred (DART) Case Rate

- TJNAF's DART rate for 4Q05 (July-Sept 2005) was 0.58.
- TJNAF had one DART cases in FY 2005 (Oct. 2004-Sept 2005), for a DART rate of 0.13.
- The DART FY05 target rate of 0.50 is the equivalent of four DART cases for TJNAF.

