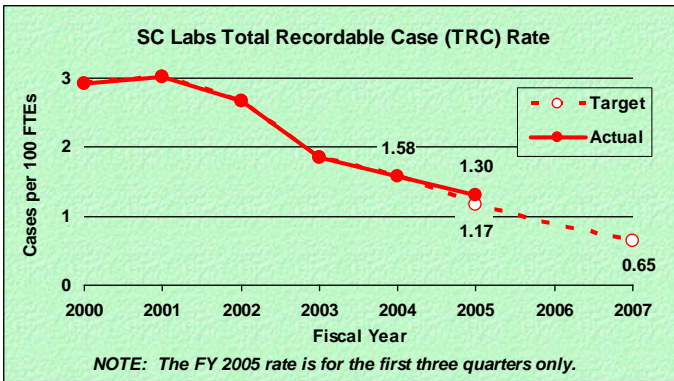


Office of Science Injury Rate Reduction Performance through June 2005

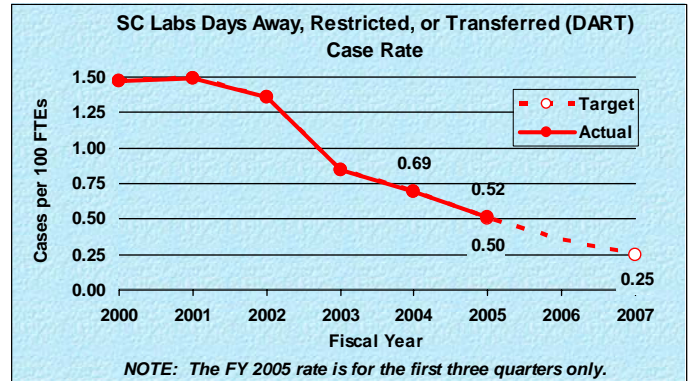
Total Recordable Case (TRC) Rate

- The SC TRC rate for the first three quarters of FY 2005 (Oct. 2004-June 2005) was 1.30, a 18 percent decrease from the FY 2004 rate.
- The SC interim goal is to achieve a TRC rate of 1.17 in FY 2005.



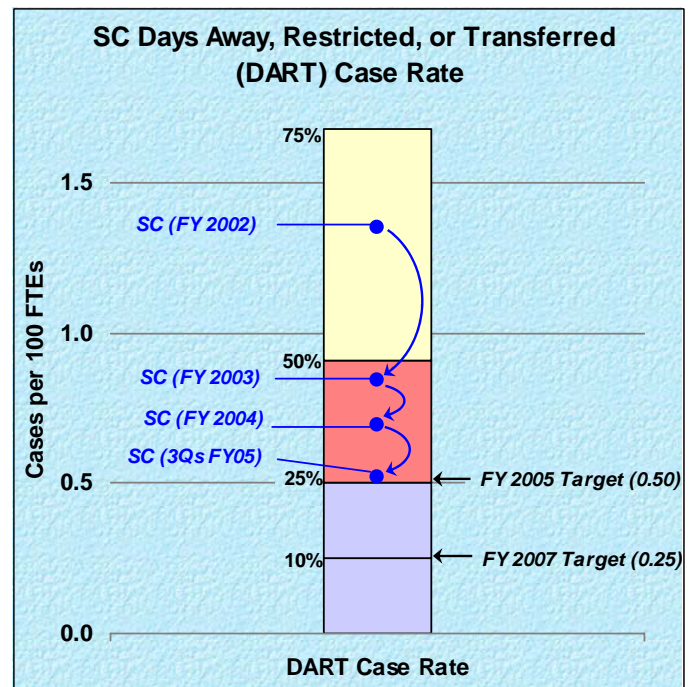
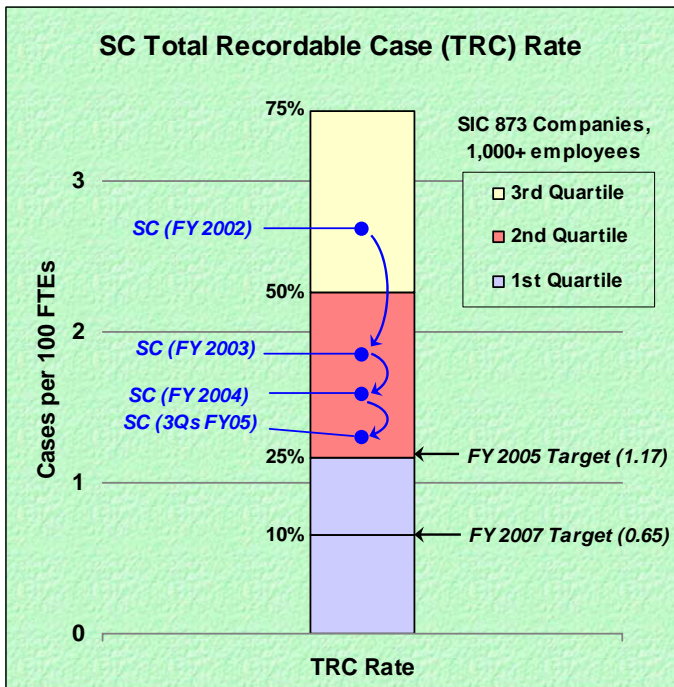
Days Away, Restricted, or Transferred (DART) Case Rate

- The SC DART rate for the first three quarters of FY 2005 (Oct. 2004-June 2005) was 0.52, a 25 percent decrease from the FY 2004 rate.
- The SC interim goal is to achieve a DART rate of 0.50 in FY 2005.



- The SC TRC rate of 1.30 for the first three quarters of FY 2005 (Oct. 2004-June 2005) is 11 percent above the FY 2005 interim goal of 1.17.

- The SC DART rate of 0.52 for the first three quarters of FY 2005 (Oct. 2004-June 2005) is 4 percent above the FY 2005 interim goal of 0.50.



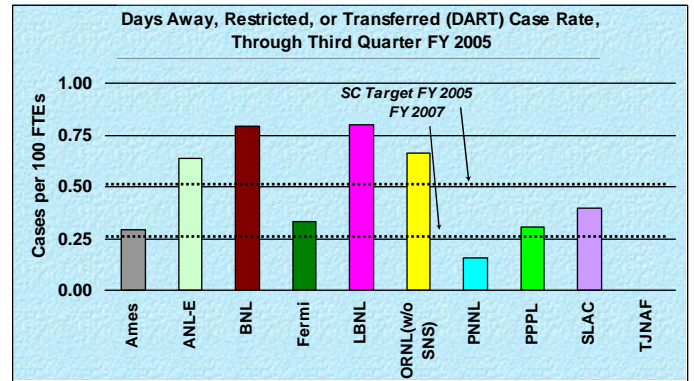
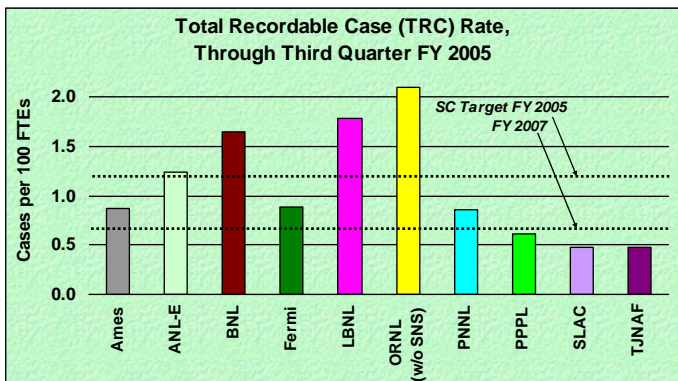
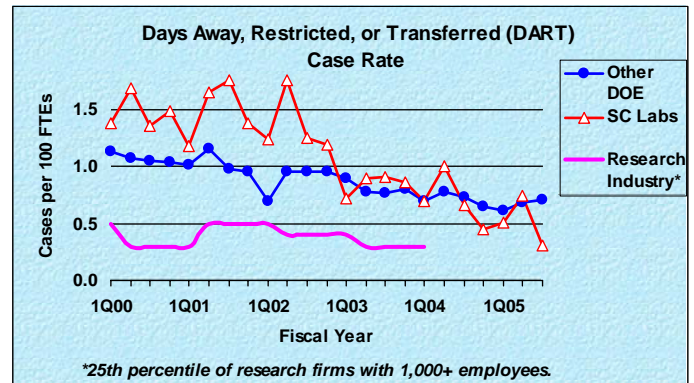
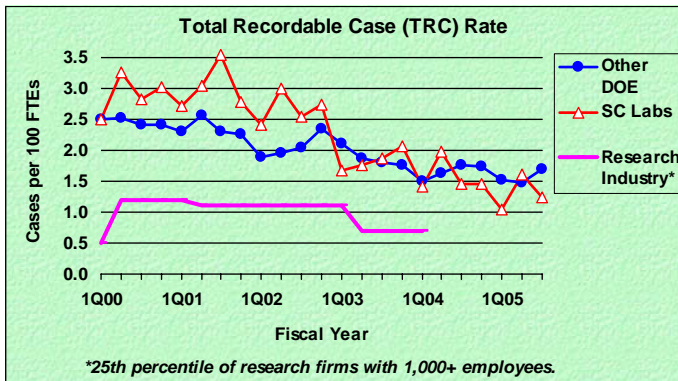
Office of Science Injury Rate Reduction Performance through June 2005, continued

Total Recordable Case (TRC) Rate

- The SC TRC rate for 3Q05 (April-June 2005) was 1.24, a 23 percent decrease from the 2Q05 (Jan.-Mar. 2005) rate of 1.62.

Days Away, Restricted, or Transferred (DART) Case Rate

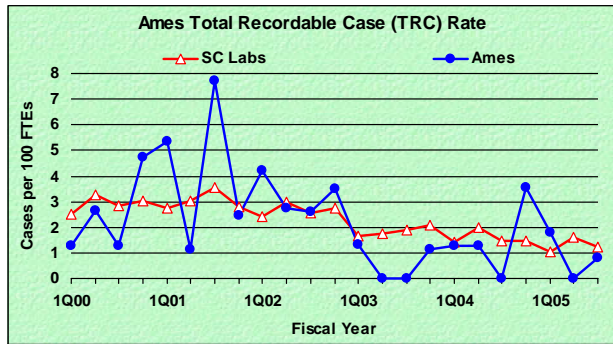
- The SC DART rate for 3Q05 (April-June 2005) was 0.30, a 59 percent decrease from the 2Q05 (Jan.-Mar. 2005) rate of 0.74.



Ames Laboratory Performance through June 2005

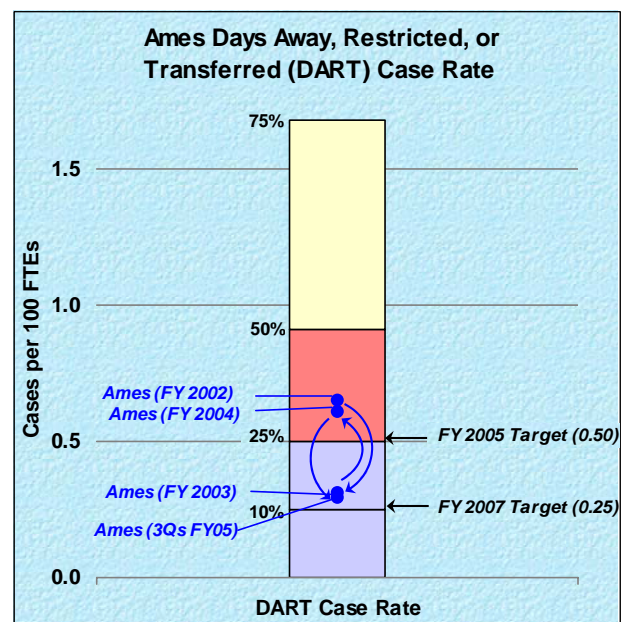
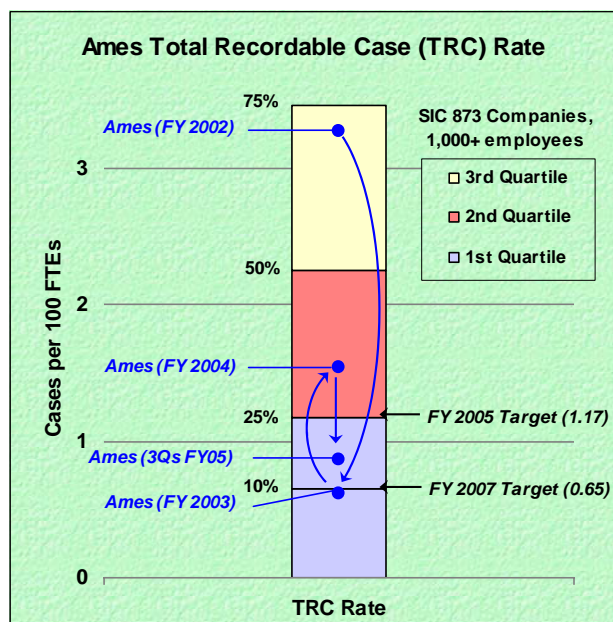
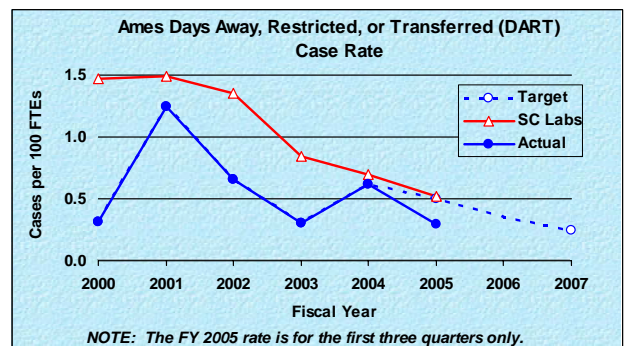
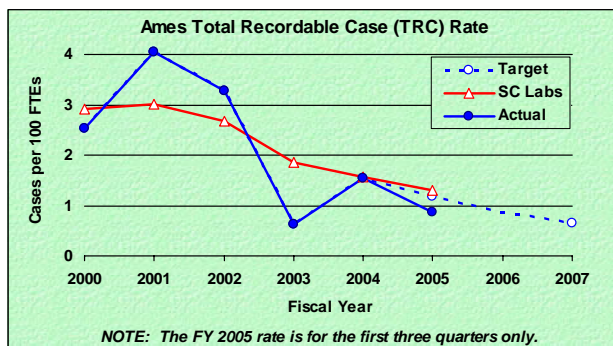
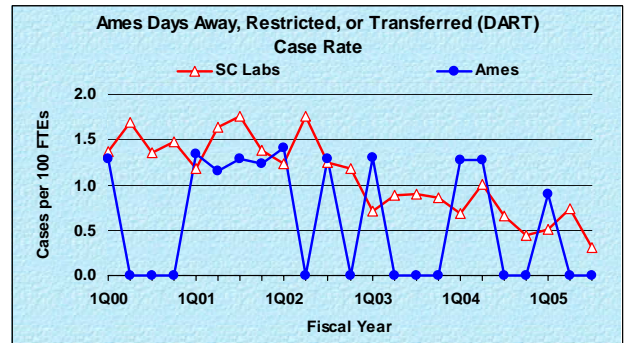
Total Recordable Case (TRC) Rate

- Ames' TRC rate for 3Q05 (April-June 2005) was 0.79.
- Ames had three TRC cases in the first three quarters of FY 2005 (Oct. 2004-June 2005), for a TRC rate of 0.87.
- Ames can have no more than five TRC cases in FY05 to meet the target rate of 1.17.



Days Away, Restricted, or Transferred (DART) Case Rate

- Ames' DART rate for 3Q05 (April-June 2005) was 0.00.
- Ames had one DART case in the first three quarters of FY 2005 (Oct. 2004-June 2005), for a DART rate of 0.29.
- Ames can have no more than two DART cases in FY05 to meet the target rate of 0.50.



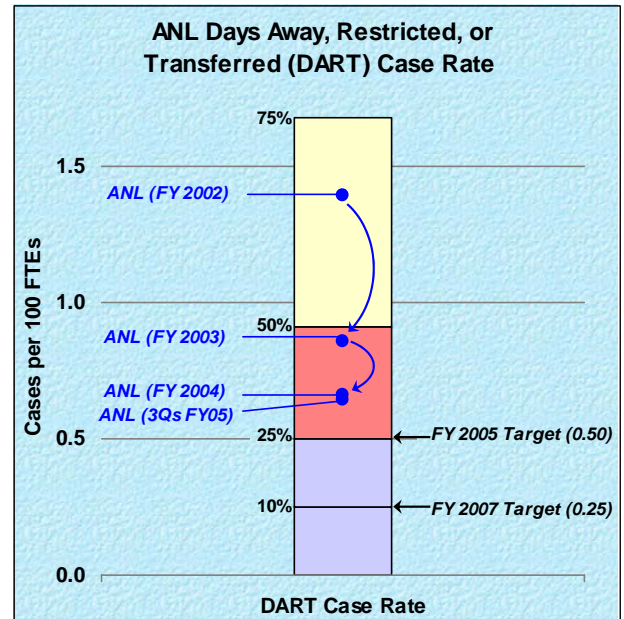
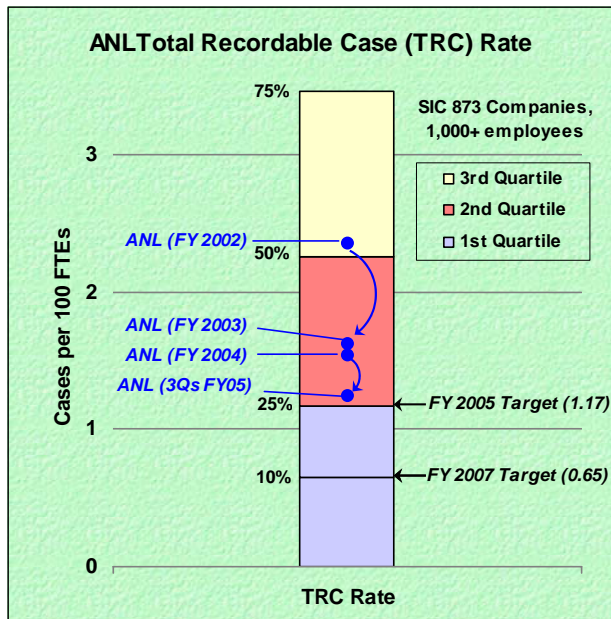
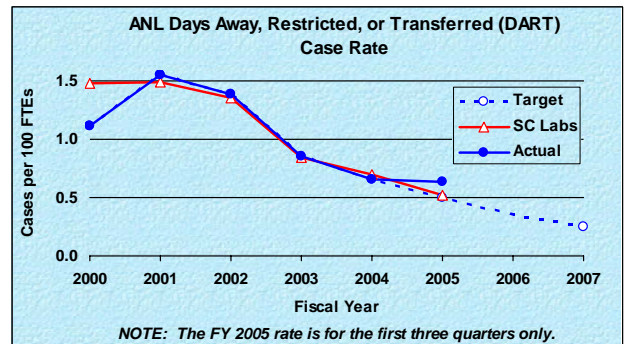
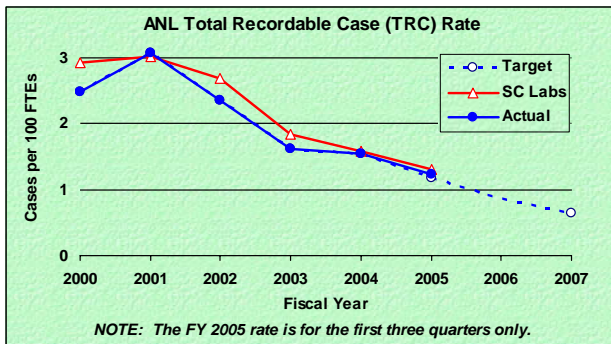
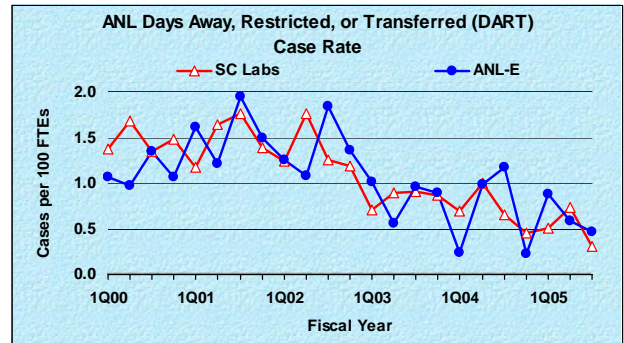
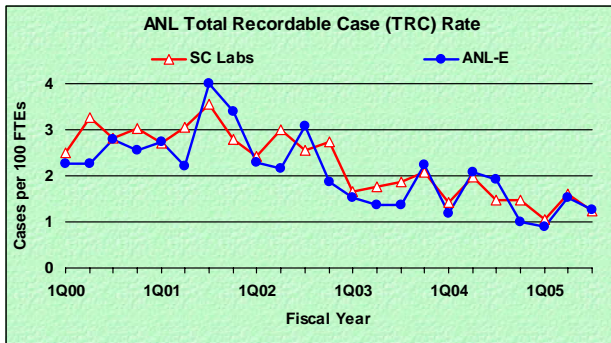
Argonne National Laboratory Performance through June 2005

Total Recordable Case (TRC) Rate

- ANL's TRC rate for 3Q05 (April-June 2005) was 1.27.
- ANL had 31 TRC cases in the first three quarters of FY 2005 (Oct. 2004-June 2005), for a TRC rate of 1.24.
- ANL can have no more than 41 TRC cases in FY05 to meet the target rate of 1.17.

Days Away, Restricted, or Transferred (DART) Case Rate

- ANL's DART rate for 3Q05 (April-June 2005) was 0.46.
- ANL had 16 DART cases in the first three quarters of FY 2005 (Oct. 2004-June 2005), for a DART rate of 0.64.
- ANL can have no more than 18 DART cases in FY05 to meet the target rate of 0.50.



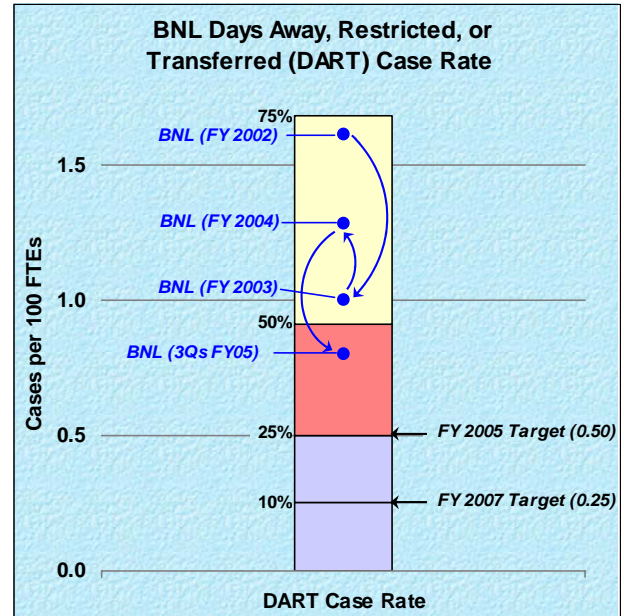
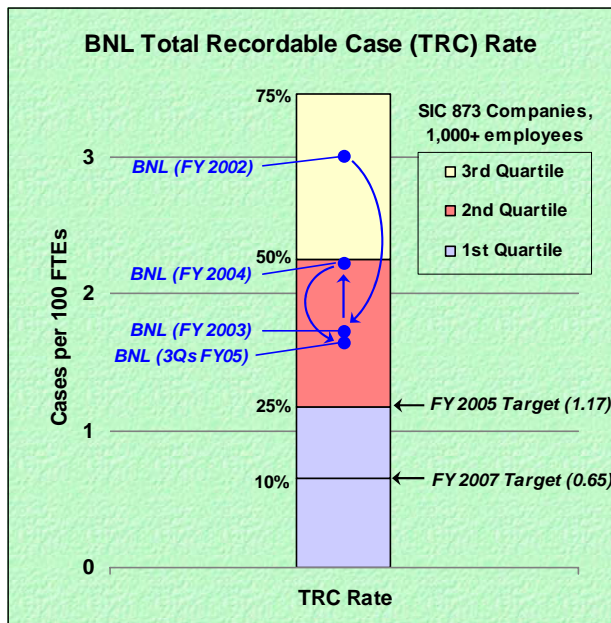
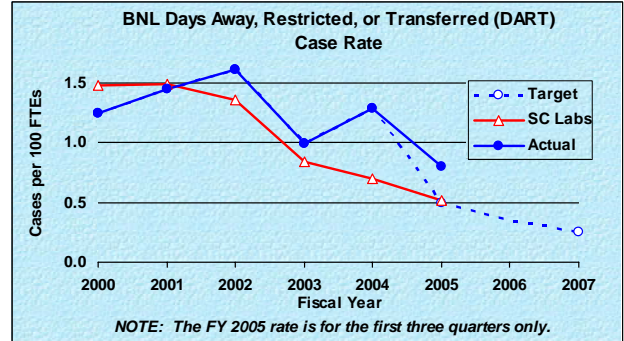
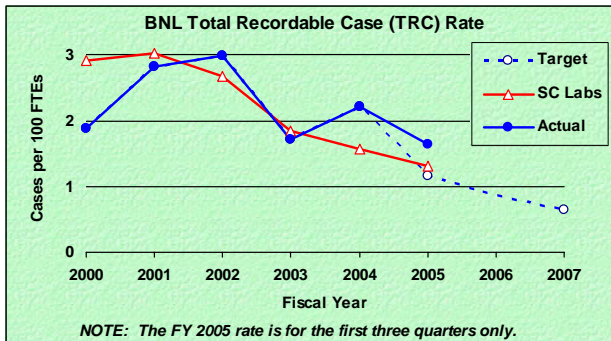
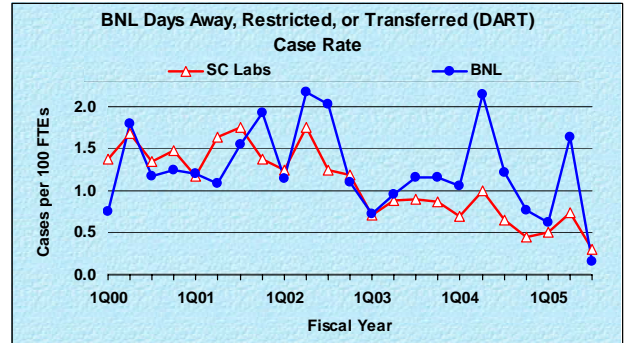
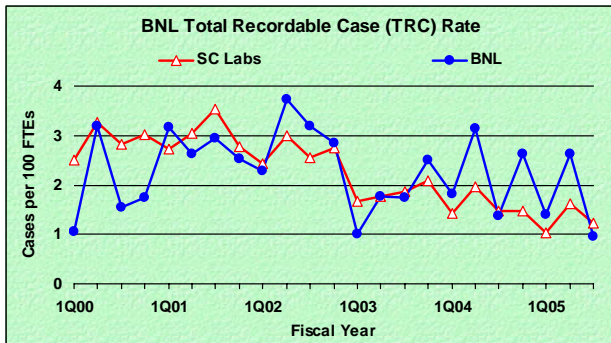
Brookhaven National Laboratory Performance through June 2005

Total Recordable Case (TRC) Rate

- BNL's TRC rate for 3Q05 (April-June 2005) was 0.96.
- BNL had 31 TRC cases in the first three quarters of FY 2005 (Oct. 2004-June 2005), for a TRC rate of 1.64.
- BNL can have no more than 30 TRC cases in FY05 to meet the target rate of 1.17.

Days Away, Restricted, or Transferred (DART) Case Rate

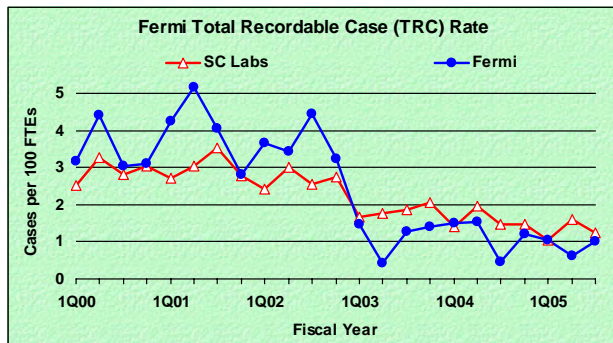
- BNL's DART rate for 3Q05 (April-June 2005) was 0.16.
- BNL had 15 DART cases in the first three quarters of FY 2005 (Oct. 2004-June 2005), for a DART rate of 0.80.
- BNL can have no more than 13 DART cases in FY05 to meet their target of 0.50.



Fermi National Accelerator Laboratory Performance through June 2005

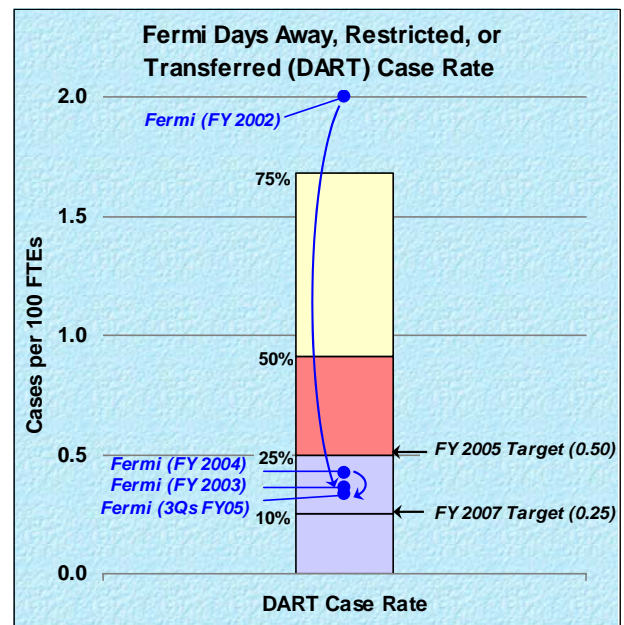
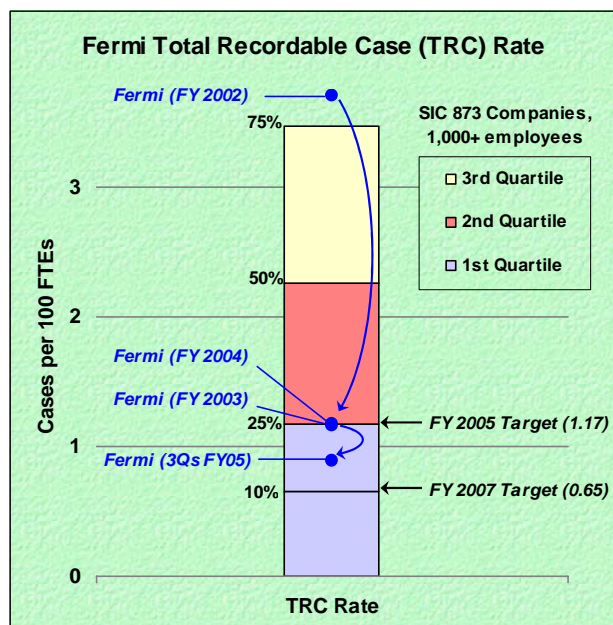
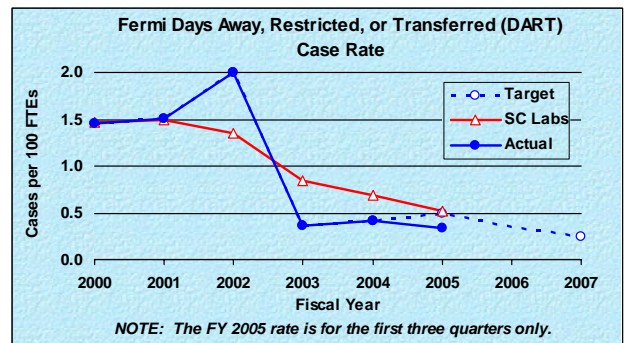
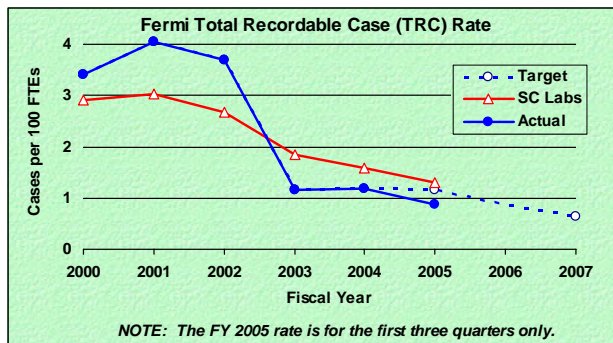
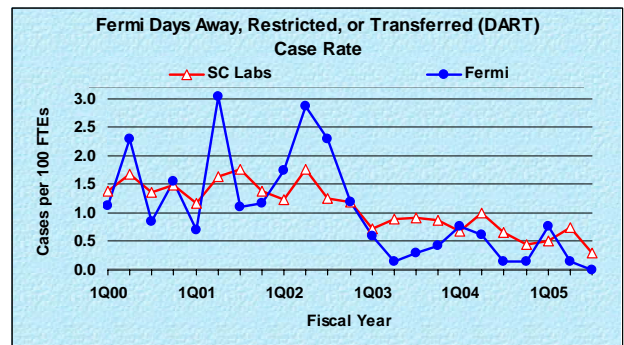
Total Recordable Case (TRC) Rate

- Fermilab's TRC rate for 3Q05 (April-June 2005) was 1.01.
- Fermilab had 16 TRC cases in the first three quarters of FY 2005 (Oct. 2004-June 2005), for a TRC rate of 0.89.
- Fermilab can have no more than 27 TRC cases in FY05 to meet the target rate of 1.17.



Days Away, Restricted, or Transferred (DART) Case Rate

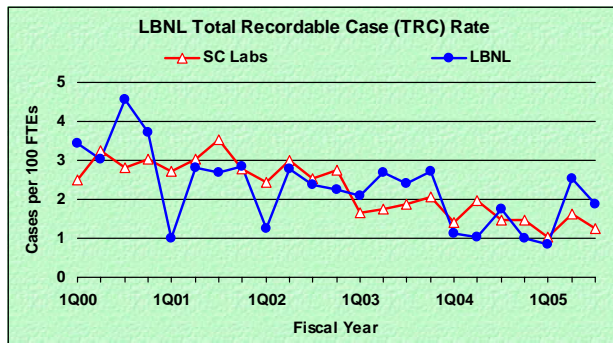
- Fermilab's DART rate for 3Q05 (April-June 2005) was 0.00.
- Fermilab had six DART cases in the first three quarters of FY 2005 (Oct. 2004-June 2005), for a DART rate of 0.33.
- Fermilab can have no more than 12 DART cases in FY05 to meet the target rate of 0.50.



Lawrence Berkeley National Laboratory Performance through June 2005

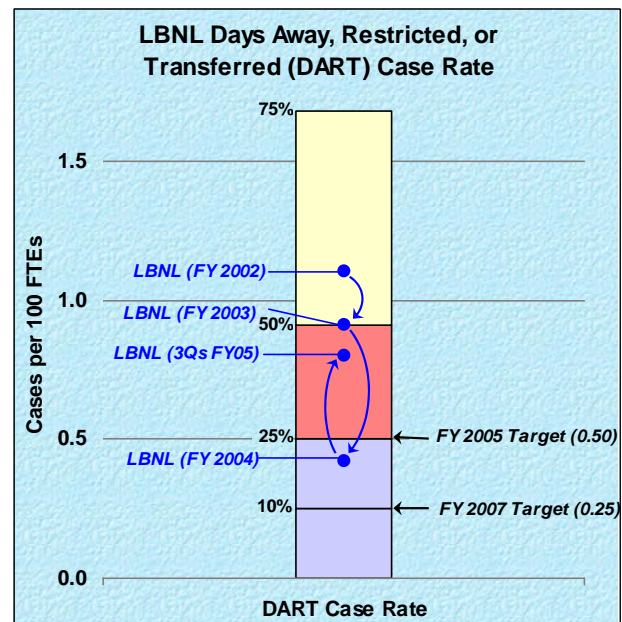
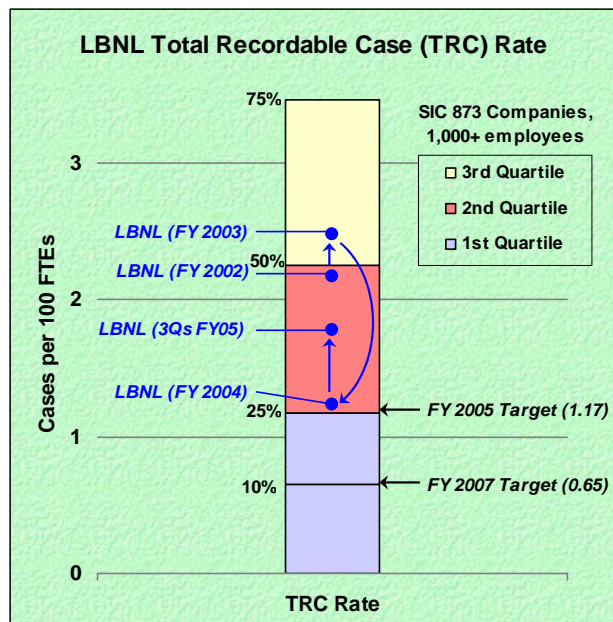
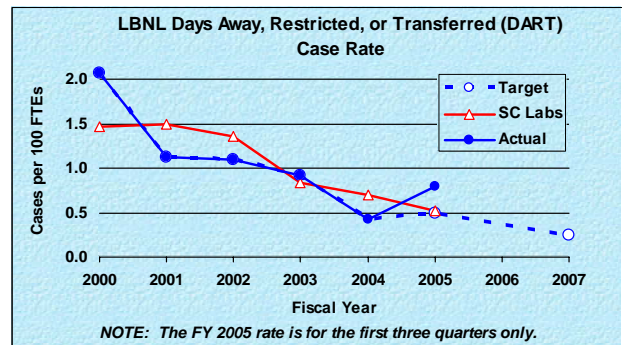
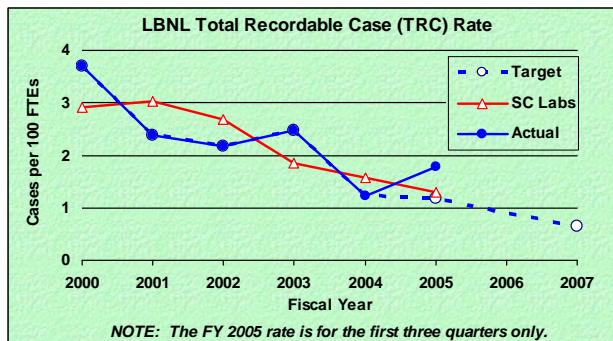
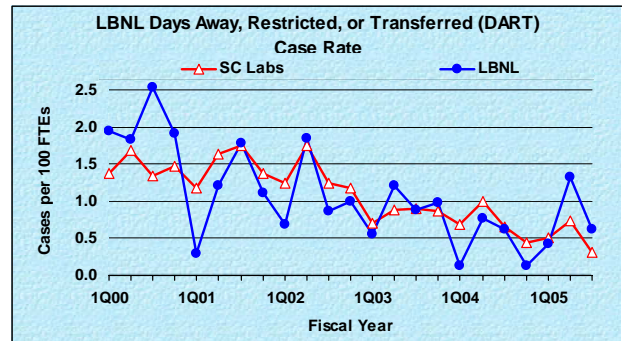
Total Recordable Case (TRC) Rate

- LBNL's TRC rate for 3Q05 (April-June 2005) was 1.88.
- LBNL had 40 TRC cases in the first three quarters of FY 2005 (Oct. 2004-June 2005), for a TRC rate of 1.78.
- LBNL can have no more than 36 TRC cases in FY05 to meet the target rate of 1.17.



Days Away, Restricted, or Transferred (DART) Case Rate

- LBNL's DART rate for 3Q05 (April-June 2005) was 0.63.
- LBNL had 18 DART cases in the first three quarters of FY 2005 (Oct. 2004-June 2005), for a DART rate of 0.80.
- LBNL can have no more than 15 DART cases in FY05 to meet the target rate of 0.50.



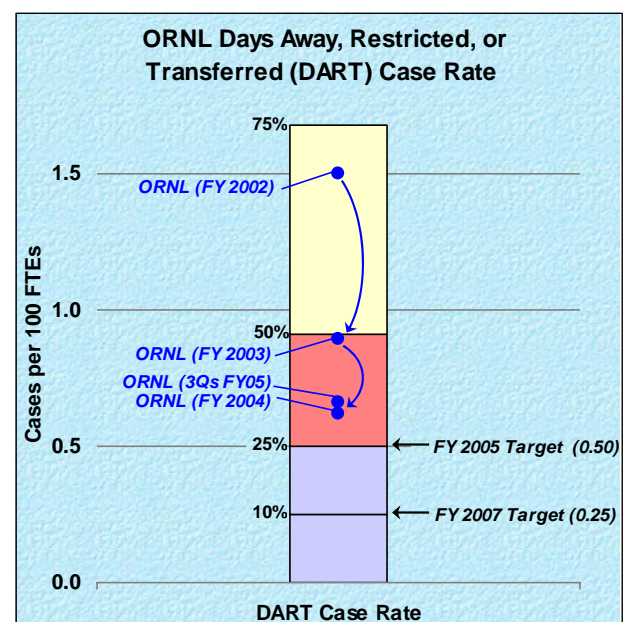
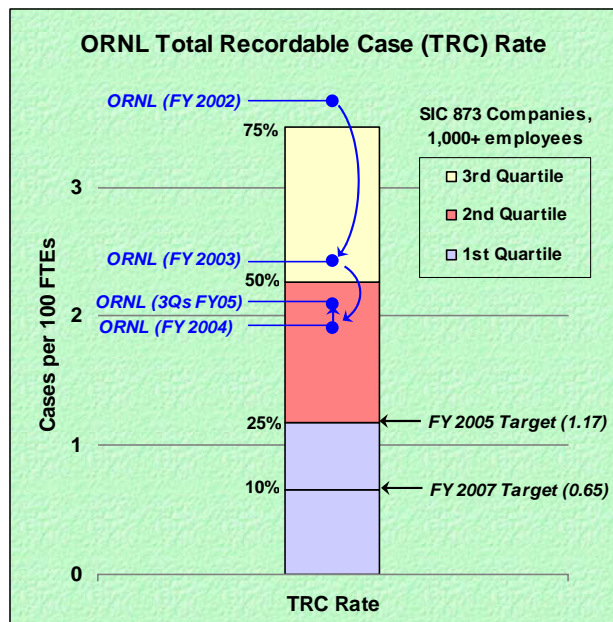
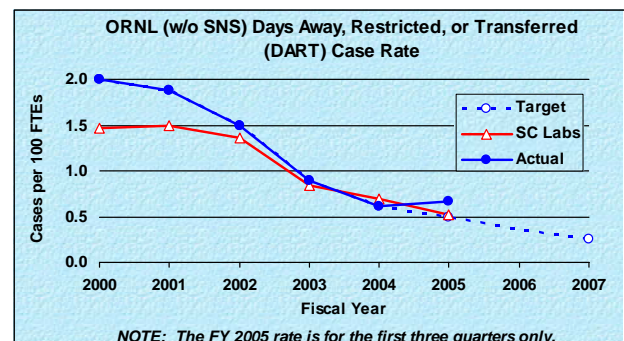
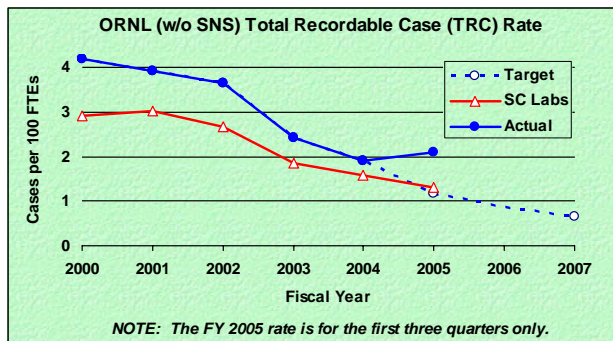
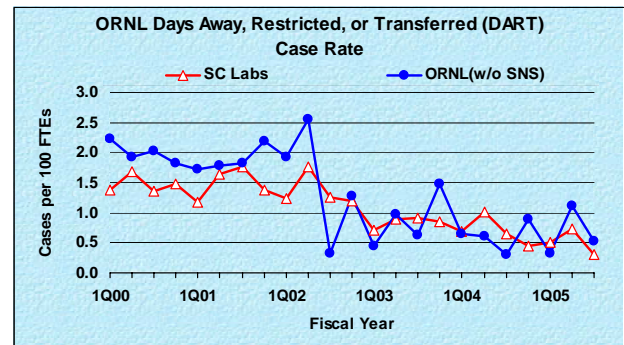
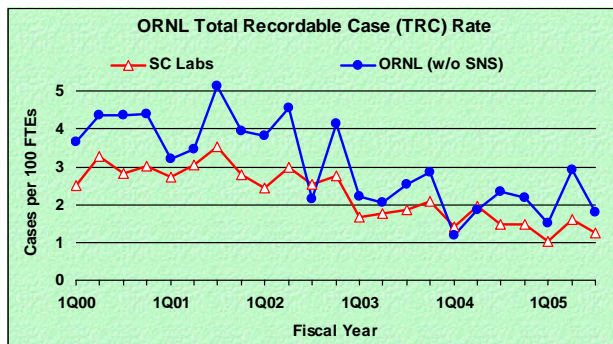
Oak Ridge National Laboratory Performance through June 2005

Total Recordable Case (TRC) Rate

- ORNL's TRC rate for 3Q05 (April-June 2005) was 1.78.
- ORNL had 60 TRC cases in the first three quarters of FY 2005 (Oct. 2004-June 2005), for a TRC rate of 2.09.
- ORNL can have no more than 45 TRC cases in FY05 to meet the target of 1.17.

Days Away, Restricted, or Transferred (DART) Case Rate

- ORNL's DART rate for 3Q05 (April-June 2005) was 0.52.
- ORNL had 19 DART cases in the first three quarters of FY 2005 (Oct. 2004-June 2005), for a DART rate of 0.66.
- ORNL can have no more than 19 DART cases in FY05 to meet the target rate of 0.50.



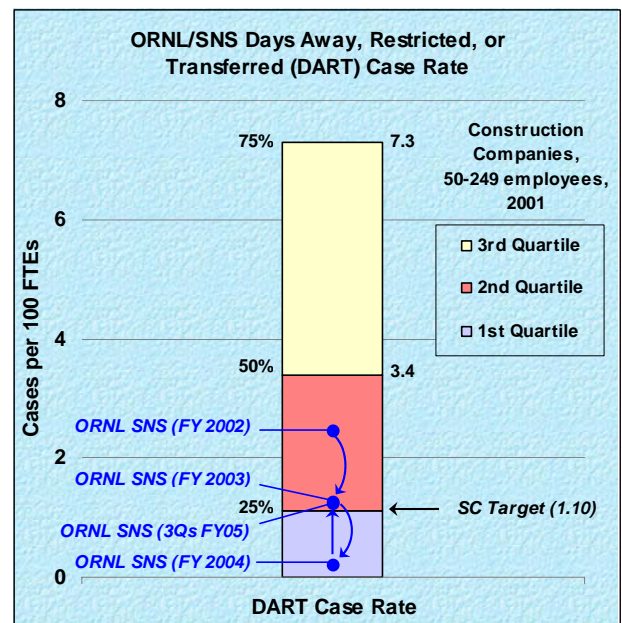
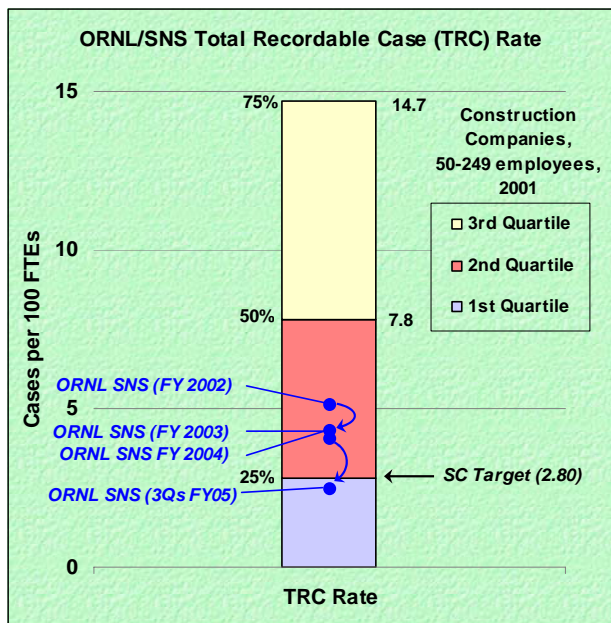
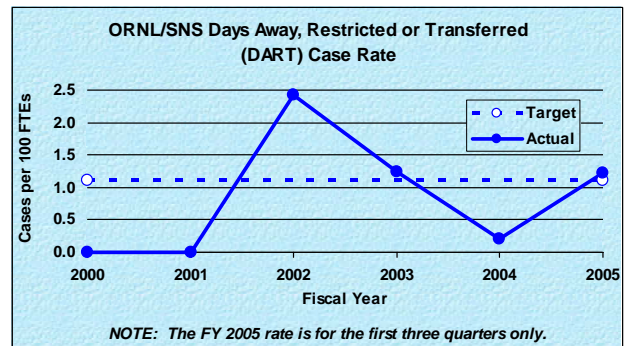
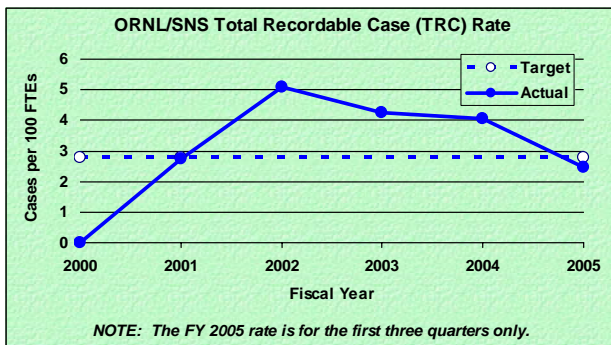
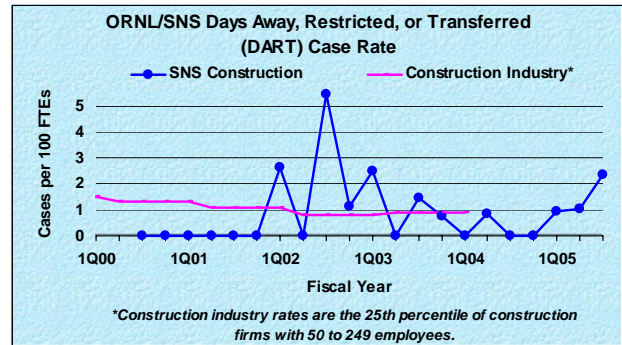
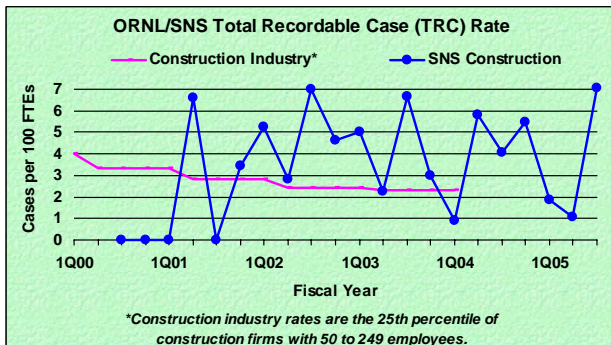
ORNL/Spallation Neutron Source Project Performance through June 2005

Total Recordable Case (TRC) Rate

- SNS' TRC rate for 3Q05 (April-June 2005) was 7.06.
- SNS had six TRC cases in the first three quarters of FY 2005 (Oct. 2004-June 2005), for a TRC rate of 2.45.
- SNS can have no more than 8 cases in FY05 to meet the target of 2.80.

Days Away, Restricted, or Transferred (DART) Case Rate

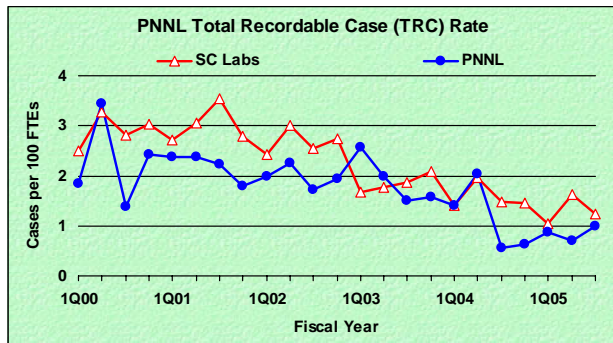
- SNS' DART rate for 3Q05 (April-June 2005) was 2.35.
- SNS had three DART cases in the first three quarters of FY 2005 (Oct. 2004-June 2005), for a DART rate of 1.23.
- SNS can have no more than 4 cases in FY05 to meet the target rate of 1.10.



Pacific Northwest National Laboratory Performance through June 2005

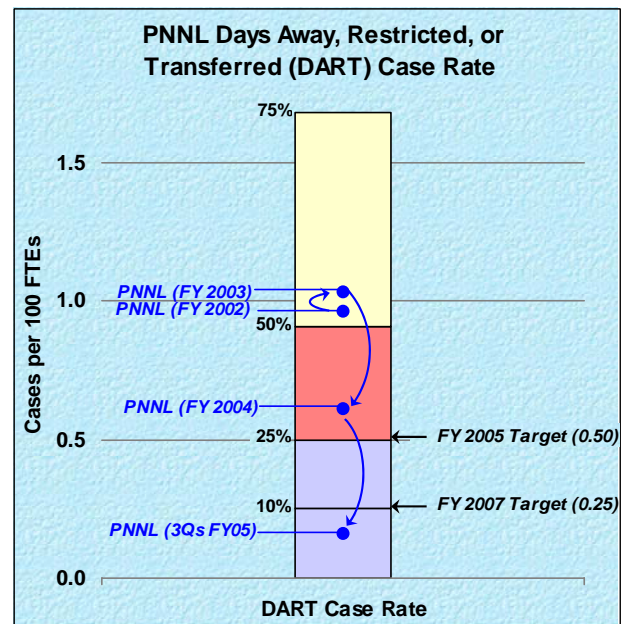
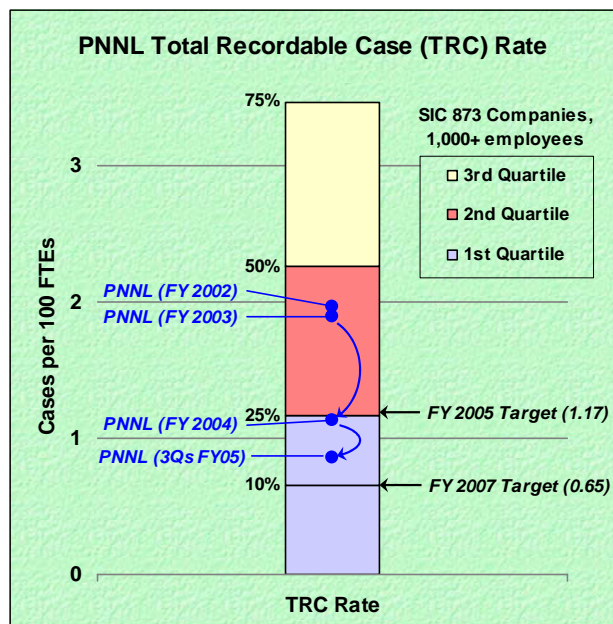
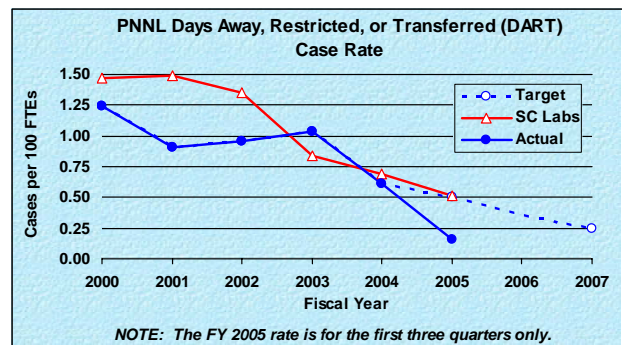
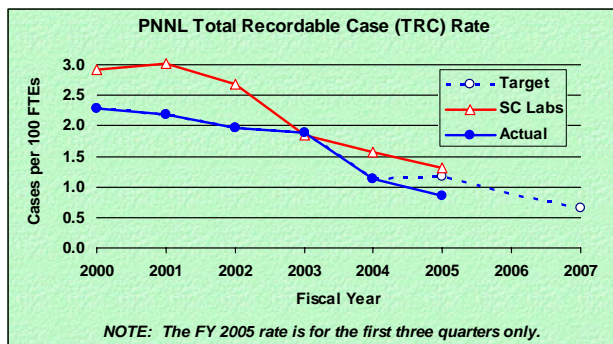
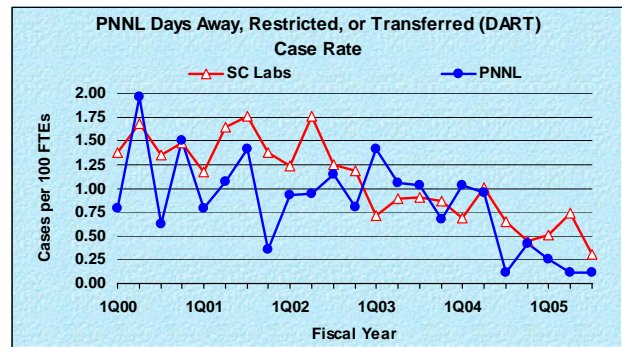
Total Recordable Case (TRC) Rate

- PNNL's TRC rate for 3Q05 (April-June 2005) was 0.99.
- PNNL had 22 TRC cases in the first three quarters of FY 2005 (Oct. 2004-June 2005), for a TRC rate of 0.86.
- PNNL can have no more than 44 TRC cases in FY05 to meet the target rate of 1.17.



Days Away, Restricted, or Transferred (DART) Case Rate

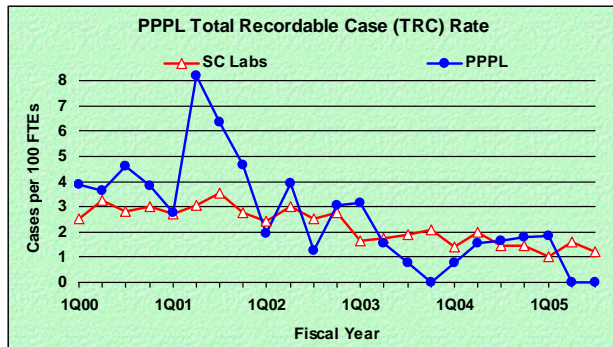
- PNNL's DART rate for 3Q05 (April-June 2005) was 0.11.
- PNNL had four DART cases in the first three quarters of FY 2005 (Oct. 2004-June 2005) for a DART rate of 0.16.
- PNNL can have no more than 18 DART cases in FY05 to meet the target rate of 0.50.



Princeton Plasma Physics Laboratory Performance through June 2005

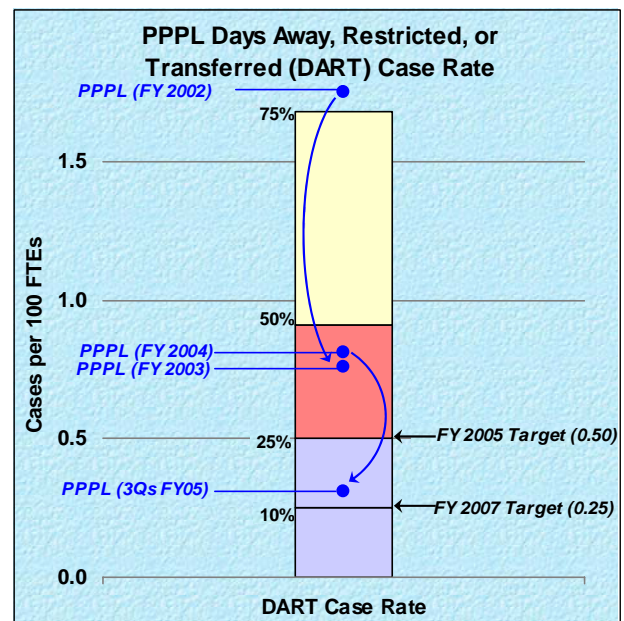
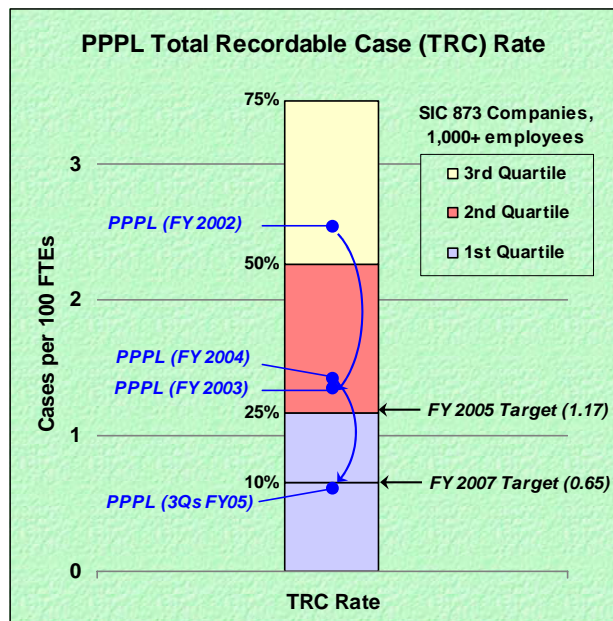
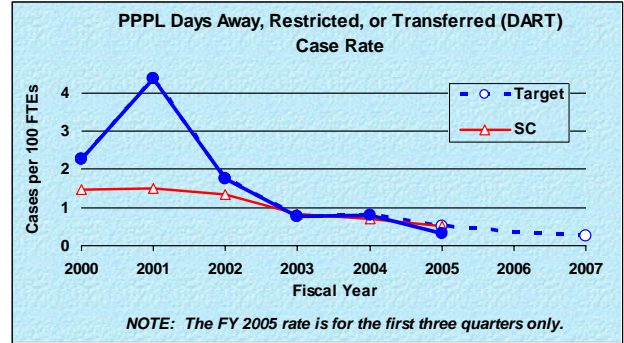
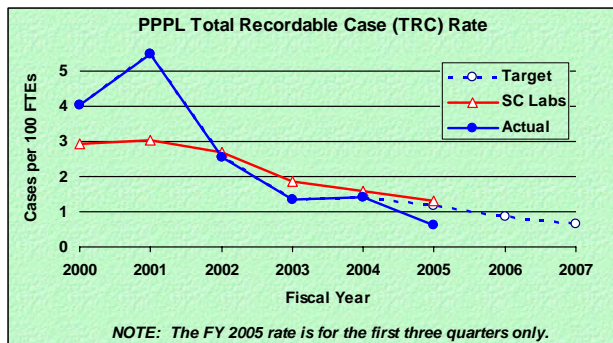
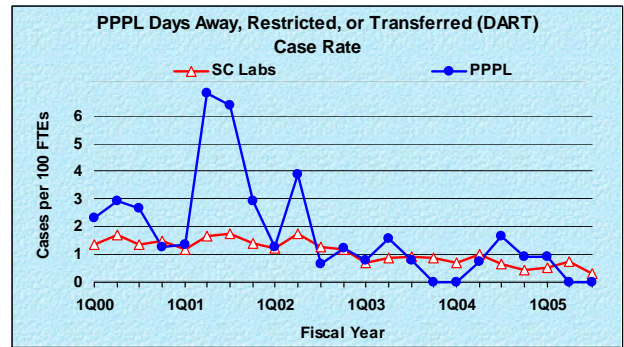
Total Recordable Case (TRC) Rate

- PPPL's TRC rate for 3Q05 (April-June 2005) was 0.00.
- PPPL had two TRC cases in the first three quarters of FY 2005 (Oct. 2004-June 2005), for a rate of 0.61.
- PPPL can have no more than five cases in FY05 to meet their target of 1.17.



Days Away, Restricted, or Transferred (DART) Case Rate

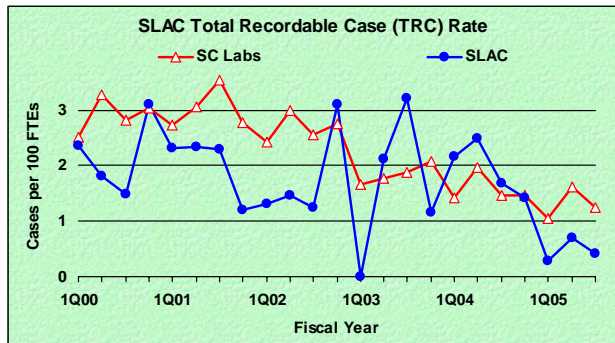
- PPPL's DART rate for 3Q05 (April-June 2005) was 0.00.
- PPPL had one DART case in the first three quarters of FY 2005 (Oct. 2004-June 2005), for a rate of 0.31.
- PPPL can have no more than two DART cases in FY05 to meet their target of 0.50.



Stanford Linear Accelerator Center Performance through June 2005

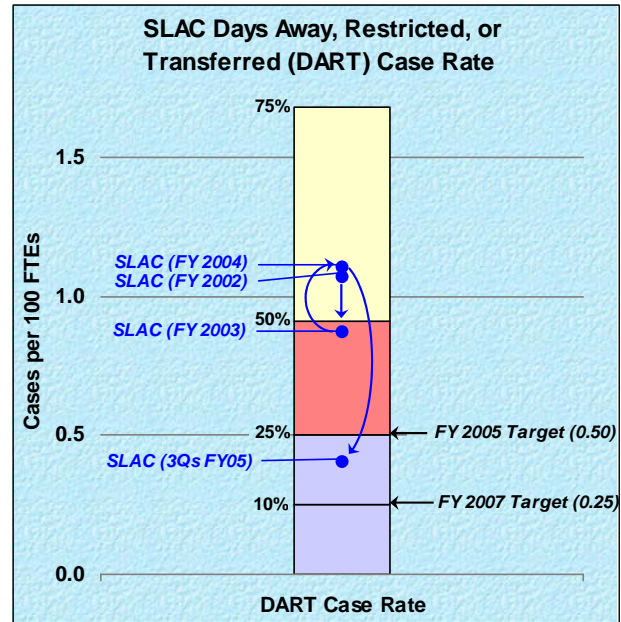
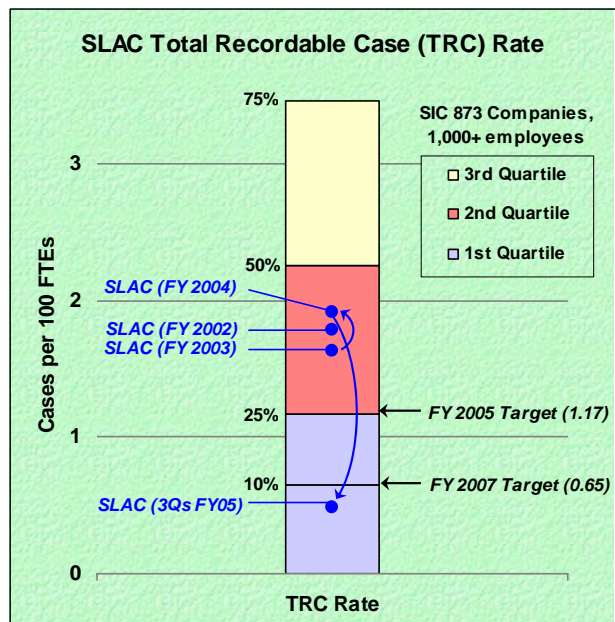
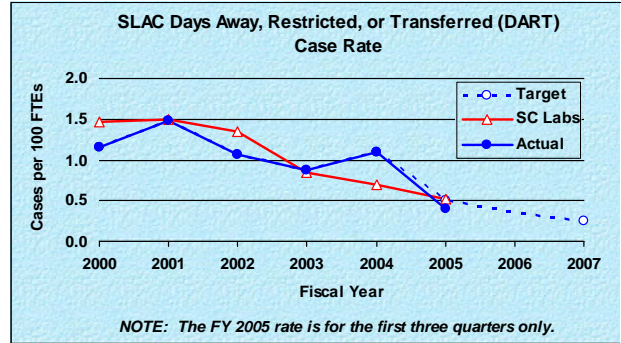
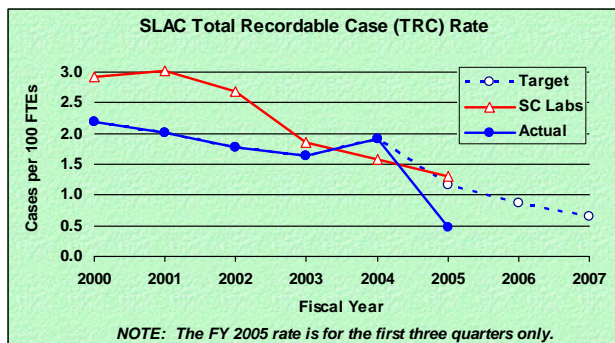
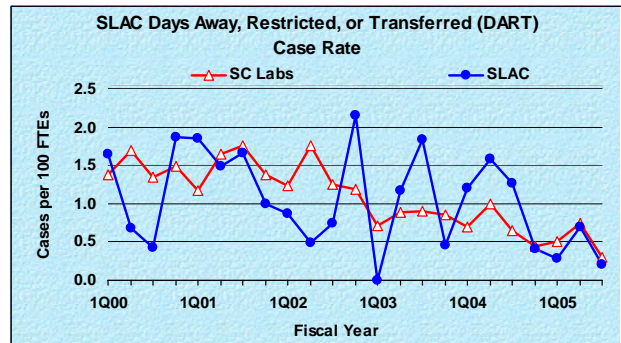
Total Recordable Case (TRC) Rate

- SLAC's TRC rate for 3Q05 (April-June 2005) was 0.42.
- SLAC had six TRC case in the first three quarters of FY 2005 (Oct.-June 2005), for a TRC rate of 0.48.
- SLAC can have no more than 16 TRC cases in FY05 to meet the target rate of 1.17.



Days Away, Restricted, or Transferred (DART) Case Rate

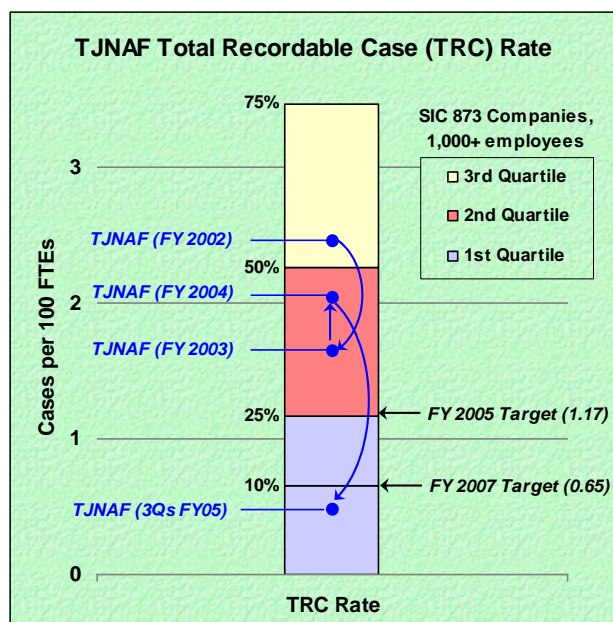
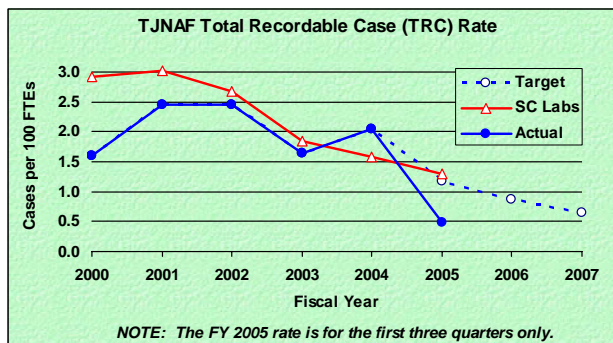
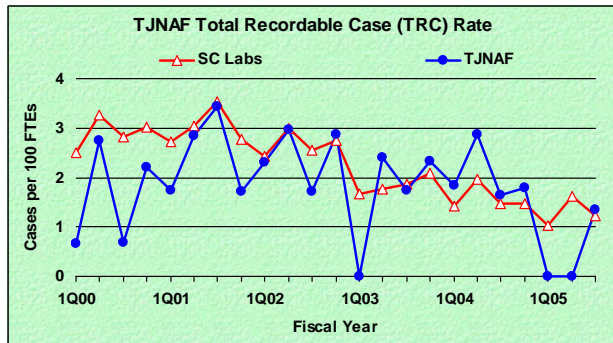
- SLAC's DART rate for 3Q05 (April-June 2005) was 0.21.
- SLAC had five DART case in the first three quarters of FY 2005 (Oct.-June 2005), for a DART rate of 0.40.
- SLAC can have no more than 7 DART cases in FY05 to meet the target of 0.50.



Thomas Jefferson National Accelerator Facility Performance through June 2005

Total Recordable Case (TRC) Rate

- TJNAF's TRC rate for 3Q05 (April-June 2005) was 1.34.
- TJNAF had three TRC cases in the first three quarters of FY 2005 (Oct. 2004-June 2005), for a TRC rate of 0.48.
- TJNAF can have no more than 9 TRC cases in FY 2005 to meet the target rate of 1.17.



Days Away, Restricted, or Transferred (DART) Case Rate

- TJNAF's DART rate for 3Q05 (April-June 2005) was 0.00.
- TJNAF had zero DART cases in the first three quarters of FY 2005 (Oct. 2004-June 2005), for a DART rate of 0.00.
- TJNAF can have no more than 4 DART cases in FY05 to meet the target rate of 0.50.

