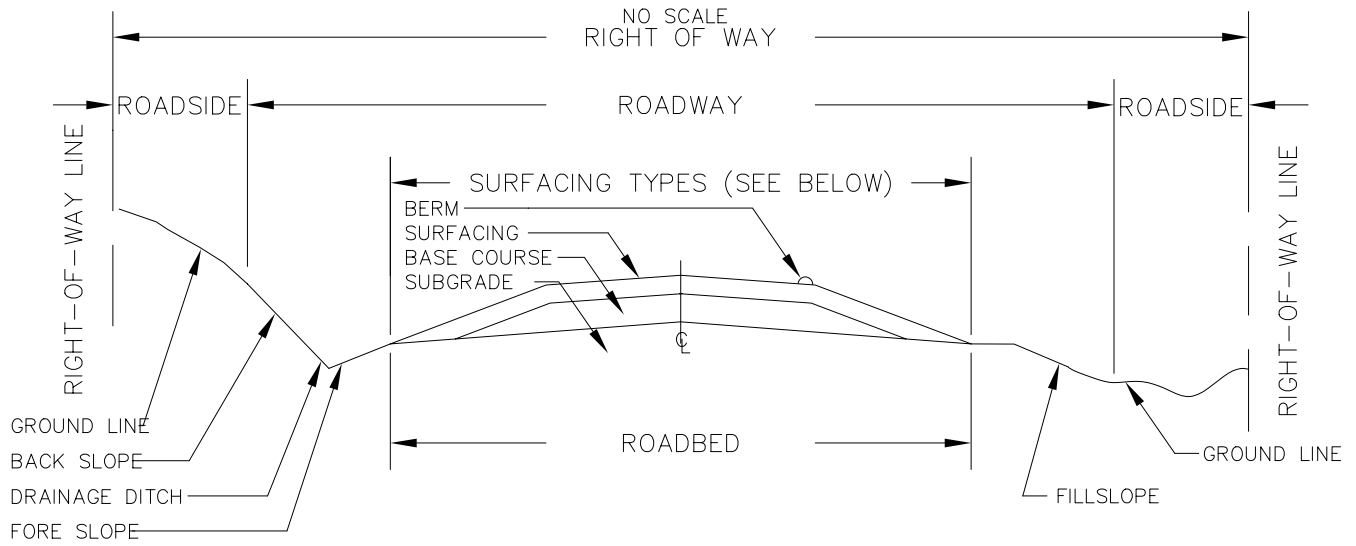


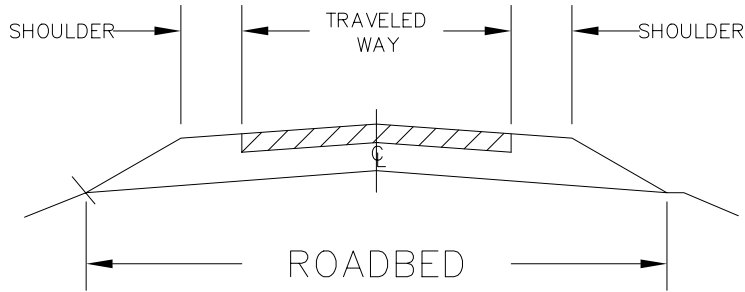
Wilt Timber Sale Road Maintenance T-Specifications

<u>Specification</u>	<u>Description</u>
(no specification)	801-1 Road Structure Details (drawing)
T811	Blading T811F-1 Blading (drawing)
T-812F	DUST ABATEMENT (2/05)
T831	Ditch Maintenance
T832	Remove and End Haul Materials T832F-1 Special Specification
T834F	Drainage Structure Maintenance T834-1 Clearing of Ditch Relief (drawing) T834-4 Treatment of Slides (drawing)
T835	Roadway Drainage Maintenance T835-1 Road Closure – Earth Mound (drawing) T835-2 Water Bar (drawing)
T836	Maintenance for Limited Use
T838	Maintenance for High Clearance Vehicles T838-1 Cross Ditching (drawing) T838-3 Object on Roadbed (drawing) T838-5 Treatment of Slumps (drawing)
T839	Maintenance for Project Use
T842	Cutting Roadway Vegetation T842F-1 Cutting Roadway Vegetation (drawing)
T891	Water Supply and Watering

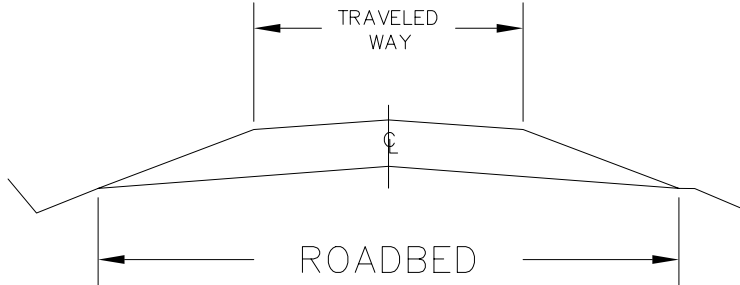
ROAD STRUCTURE DETAILS



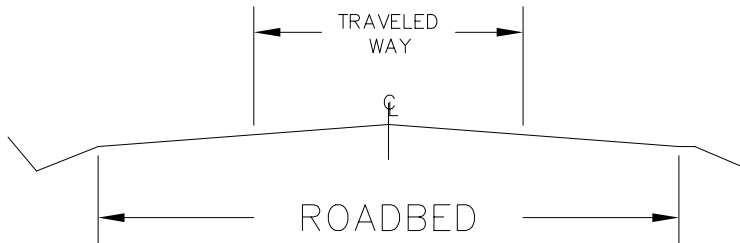
DEFINITIONS BY SURFACING TYPE



ASPHALT PAVED SURFACING SECTION



AGGREGATE SURFACING SECTION



NATIVE MATERIAL SURFACING SECTION

NOTES
SHAPES AND DIMENSIONS WILL
VARY WITH LOCAL CONDITIONS.

TITLE
ILLUSTRATION OF ROAD MAINTENANCE TERMS

DRAWING
801-1

APPROVED

T-811 BLADING (10/07)

811.01 Description -

This work consists of surface blading the traveled way to a condition that facilitates traffic and Provides proper drainage. Blading includes shaping the crown or slope of travel traveled way, berms, and drainage dips in accordance with this specification. Compaction is required when shown on the ROAD LISTING.

811.02 Maintenance Requirements

- A. Timing- Perform surface blading during the contract period as often as needed to provide conditions stated for the maintenance level of the road.
- B. General -
 1. Blade and shape the existing traveled way and shoulders, including turnouts, to produce a surface which is uniform, consistent to grade, and crowned or cross-sloped as indicated by the character of the existing surface, unless otherwise shown in the ROAD LISTING, to at least 13 mm ($\frac{1}{2}$ inch) per .305 meter (1 foot) of width, but not more than 19 mm ($\frac{3}{4}$ inch) per .305 meter (1 foot) of width. Thoroughly loosen surfacing material to no less than 50 mm (2 inches) depth or the depth of potholes or corrugations. Scarification to facilitate cutting to the full depth of potholes or corrugations may be elected, but will be considered incidental to blading. Do not scarify deep enough to cause contamination of the surfacing.
 2. Apply water during blading when sufficient moisture is not present to prevent segregation. Supply, haul, and apply water in accordance with Section T-891.
 3. Shape existing native rock or aggregate surfaced drainage dips to divert surface runoff to existing outlet devices, ditches, or discharge locations.
 4. Establish a blading pattern which provides a uniform driving surface, retains the surfacing on the roadbed, and provides a thorough mixing of the materials within the completed surface width. Upon final blading, no disturbed rock shall protrude more than 50 mm (2 inches) above the adjacent surface unless otherwise provided in the contract. Remove and place outside the roadbed material not meeting this dimension so as not to obstruct drainageways or structures. This material may be scattered off the roadbed if there is free drainage. Where DESIGNATED ON THE GROUND, included in the ROAD LISTING, SHOWN ON THE DRAWINGS or as ordered by the Contracting Officer invasive species of concern prevention practices shall be followed as listed below.

Invasive Species of Concern Prevention Practices
Wash all equipment prior to entering the Cottage Grove Ranger District. Equipment shall be free of all vegetative material, mud, or other objectionable material.

C. Routine Blading -

1. Conform to the dimensions SHOWN ON THE DRAWINGS or designated in the SUPPLEMENTAL SPECIFICATIONS upon completion of blading.
2. Shape roadbed width in excess of the dimensions shown only as needed to provide drainage away from the traveled way. Do not remove established grasses and other vegetation from the excess width except as incidental to providing drainage or unless otherwise provided in the contract.

D. Compaction -

Roads requiring compaction will be included in the ROAD LISTING. Unless Compaction Method B is designated in the ROAD LISTING, all traveled ways requiring compaction may be compacted by Method A. Compaction shall commence immediately following blading.

Compaction methods are:

Compaction Method A: By breaking track while operating equipment on the traveled way.

Compaction Method B: 7--9 metric ton (7-10 ton) pneumatic, steel, or equivalent vibratory roller, operated to cover the full width two (2) times.

E. Undercutting - Undercutting roadway back slope is not permitted.

F. Intersections

1. At intersections, blade the roadbeds of side roads which are not closed or restricted from vehicular use to ensure smooth transitions.
2. Signing, cross ditching in the road surface (traveled way), earth berms, or other devices placed to discourage or eliminate use by passenger cars, are field evidence of road closure or restriction. Roads listed for work under Sections T-835, T-836, T-838, or T-839 are considered restricted.
3. Side roads listed for work under this Section are not restricted.

G. Cleaning of Structures - Do not allow materials resulting from work under this Section to remain on or in structures, such as bridges, culverts, cattle guards,

or drainage dips.

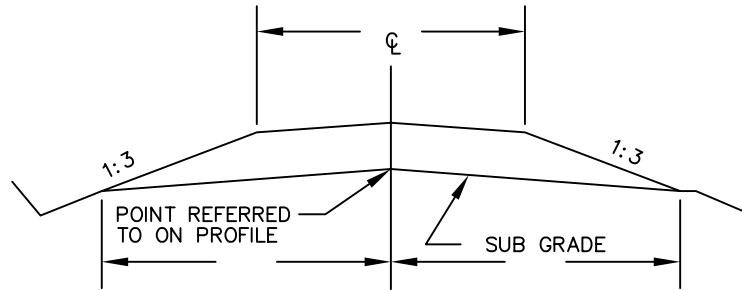
- H. Berms - Maintain existing berms to the condition of adjacent segments. Do not create new berms (windrows).
- I. Smooth Blading - Smooth blading may be used as an interim measure to remove loose surfacing material from the wheel paths, and store removed materials in a recoverable windrow, until blade processing as described in this section is feasible. Watering will not be required for smooth blading. Accomplish smooth blading without distorting the existing cross-slope or crown of the traveled way.

Move and store loose surfacing materials on the high side of super-elevated curves and sections with uniform inslope or outslope. In crowned sections, store the material on either or both sides as elected. Windrow and place stored materials to provide not less than 3.6 meters (12 feet) of smooth traveled way on one-lane segments, or 6 meters (20 feet) of smooth traveledway on two-lane segments, or segments with turnouts. Cut holes through windrows, which may collect water on the road, for drainage at least every 150 meters (500 feet).

ROAD STRUCTURE DETAILS

NO SCALE

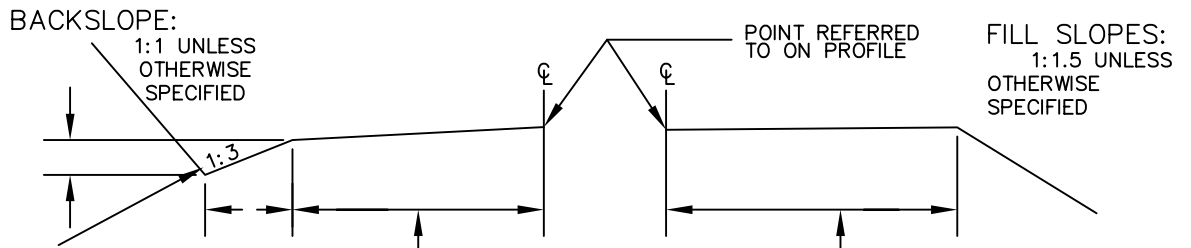
TYPICAL SURFACING SECTION



Subgrade Width Existing

Surfacing Location Shown on C(CT)5.31#

TYPICAL GRADING SECTIONS



TYPICAL DITCH SECTION

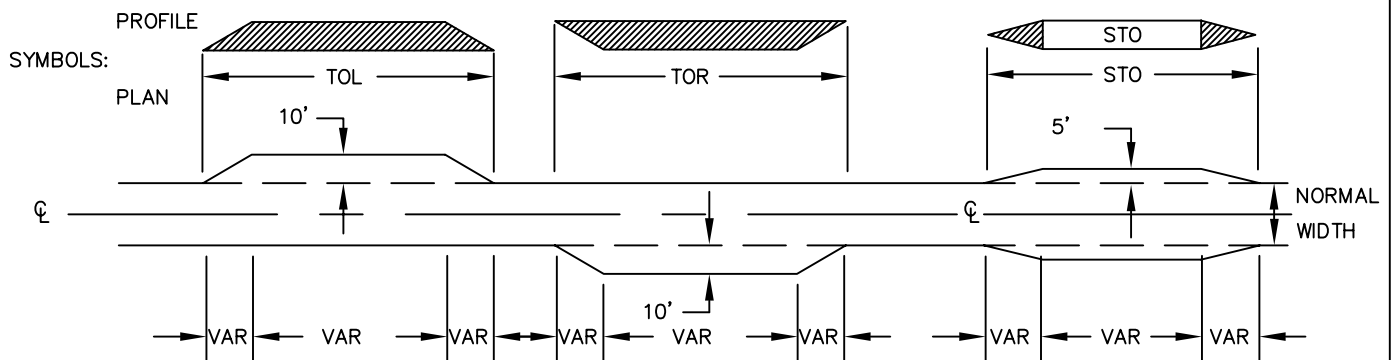
DITCH AS SHOWN:

IN CROWNED SECTIONS: EITHER SIDE, WHEN IN CUT.

IN OUTSLOPED SECTIONS: ONLY ON DOWNHILL SIDE, ONLY IN THRU CUT.

IN INSLOPED SECTIONS: NO DITCH, EITHER SIDE.

TYPICAL TURNOUT SECTIONS



TITLE

T-811F-1 BLADING

DRAWING

UMPQUA
TYPICAL

APPROVED

11/05

T-812F - DUST ABATEMENT (2/05)

812.01 Description

This work consists of applying dust palliatives on roads shown in the Road Listing.

812.02 Materials

The dust palliative materials are shown in the road listing, unless shown as Optional for Purchaser's election. If Optional is shown then the Purchaser may use any of the products listed below. Dust palliative materials shall meet the following requirements:

A. Water (H₂O) will be obtained from sources SHOWN ON THE DRAWINGS or listed in Section T-891 Water Supply, unless otherwise agreed.

B. Lignin Sulfonate (LIG S) is the chemical residue produced as a by-product of the acid sulfite pulping process, and supplied as a water solution. The base solution is ammonia, calcium, or sodium and is water soluble to allow field dilution. Provide certification that the material meets the requirements of Forest Service Supplement 725.20 to FP-03 "Standard Specifications for Construction of Roads and Bridges on Federal Highway Projects".

C. Magnesium Chloride (MG CL₂) is the liquid residue of evaporative mineral recovery processes. Provide certification that that the material meets the requirements of Forest Service Supplement 725.02 of "FP-03 Specifications for Construction of Roads and Bridges on Federal Highway Project".

D. Calcium Chloride Brine (CA CL₂B). Provide certification that the material meets the requirements of Forest Service Supplement 725.02 of the FP-03 Specifications for Construction of Roads and Bridges on Federal Highway Project".

E. Calcium Chloride Flake (CA CL₂F). Provide certification that that the material meets the requirements of Forest Service Supplement 725.02 of FP-03 Specifications for Construction of Roads and Bridges on Federal Highway Projects".

F. Bituminous dust palliatives. Manufacture materials specifically for dust abatement purposes which conform to the requirements of Section T-892 for each listed road in the Road Listing.

812.03 Methods

As shown in C(CT)5.31# Dust Abatement, Purchaser may utilize a variety of methods, including reducing the number of loads, the time of day the loads are hauled, etc., to decrease or eliminate the need for dust abatement.

812.04 Equipment

- A. Design, equip, and operate application equipment for spreading dust palliatives so that the material is uniformly applied at the rate and traveled way widths shown in the Road Listing.
- B. For bituminous palliatives provide equipment that heats and applies the bituminous material. Provide a bituminous distributor that is self-powered and mounted on pneumatic tires and equipped with a pump and circulating spray bar, a tachometer, pressure gauges, accurate volume measuring devices such as visual volume dial or gauge calibrated to the tank, and a thermometer. Provide equipment which is a standard commercial type of proven performance.
- C. Accomplish dilution of dust palliatives within the application vehicle with the water source protected from contamination. Circulate the resulting mixture at least five (5) minutes to ensure uniform mixing prior to application.

812.05 Maintenance Requirements

- A. Limit water applications to abatement for hauling vehicles and provide at a frequency and rate which controls dust such that vehicle tail lights and turn signals remain visible. Vary rates of application as needed but remain low enough to avoid forming rivulets. Accomplish the abatement by sufficient frequency of application without saturating and softening the traveled way. Compacted or glazed road surface or wheel tracks may be loosened as needed for water penetration.
- B. Apply all other dust palliatives at the rates and times agreeable to the Government. The Road Listing shows the expected average application rate and may be varied to meet field conditions. Lignin Sulfonate, Magnesium Chloride, and Calcium Chloride Brine are listed as liters per square meter of the undiluted product at fifty (50), thirty-three (33), and thirty-eight (38) percent respectively. Calcium Chloride Flake is listed in Kilograms per square meter at seventy-seven (77) percent concentration.
- C. Apply bituminous dust palliatives only when the surface to be treated contains sufficient moisture to obtain uniform distribution of the dust palliative unless noted differently in the SPECIAL PROJECT SPECIFICATIONS.
- D. Prior to initial application, when needed, the road will be bladed and shaped under Section T-811F, Blading.
- E. Required subsequent applications may be applied to the existing road surface without blading.
- F. Dust palliatives will not be applied in a manner that spatters or mars adjacent structures or trees, or placed on or across cattleguards or bridges. Discharge dust abatement material only on roads approved by the Government.

T-831 DITCH MAINTENANCE (10/07)

831.01 Description

This Section provides for routine maintenance of various types of ditches to provide a waterway which is unobstructed, as shown on the ROAD LISTING or DESIGNATED ON THE GROUND.

831.02 Maintenance Requirements

- A. Maintain ditches by removing rock, soil, wood, and other materials. Maintained ditches shall function to meet the intent of the original design.
- B. Undercutting backslopes during removal operations is not permitted.
- C. Suitable material up to 4 inches in greatest dimension removed from the ditches may be blended into existing native road surface and shoulder or placed in designated berm.
- D. Do not blend material from ditch cleaning operations into aggregate surfaced roads. Do not blade material across aggregate or bituminous surfaced roads, unless approved in writing by the Contracting Officer.
- E. Haul material in excess of 831.02 D or subject to 831.02 E to a designated waste area under Section T-832. Remove excess materials temporarily stored on the ditch slope or edge of the shoulder daily.
- F. Remove limbs and wood chunks in excess of 12 inches in length or 3 inches in diameter from ditches and place outside the roadway.
- G. Clean paved surfaces of all materials resulting from ditch maintenance work.
- H. Shape lead-off ditches to drain away from the traveled way.
- I. Where DESIGNATED ON THE GROUND, included in the ROAD LISTING, SHOWN ON THE DRAWINGS or as ordered by the Contracting Officer invasive species of concern prevention practices shall be followed as listed below.

Invasive Species of Concern Prevention Practices
Wash all equipment prior to entering the Cottage Grove Ranger District. Equipment shall be free of all vegetative material, mud, or other objectionable material.

T-834F DRAINAGE STRUCTURE MAINTENANCE (11/05)

834.01 Description

This work consists of cleaning and reconditioning culverts and other drainage structures.

834.02 Maintenance Requirements

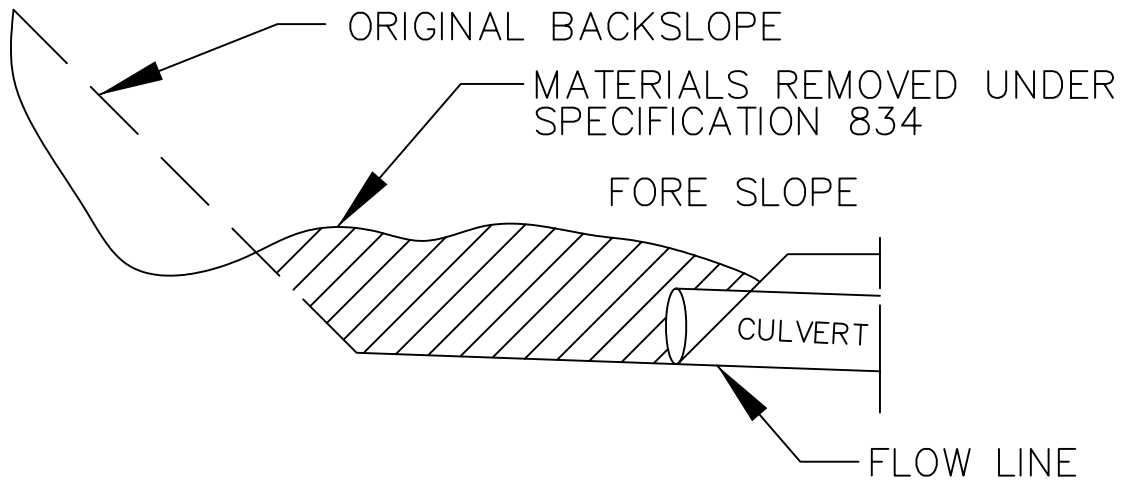
A. Clean drainage structures, inlet structures, culverts, catch basins, and outlet channels as marked on the ground by the Forest Service. Clean catch basins by removing the material within the area SHOWN ON THE DRAWINGS.

B. Clean the transition from the ditch line to the catch basin a distance of 10 feet from the catch basin. Clean outlet channels and lead-off ditches a distance of 6 feet. Remove and place debris and vegetation so as to not enter the channel or ditch, or obstruct traffic. Haul debris and vegetation to a designated disposal area in accordance with Section T-832.

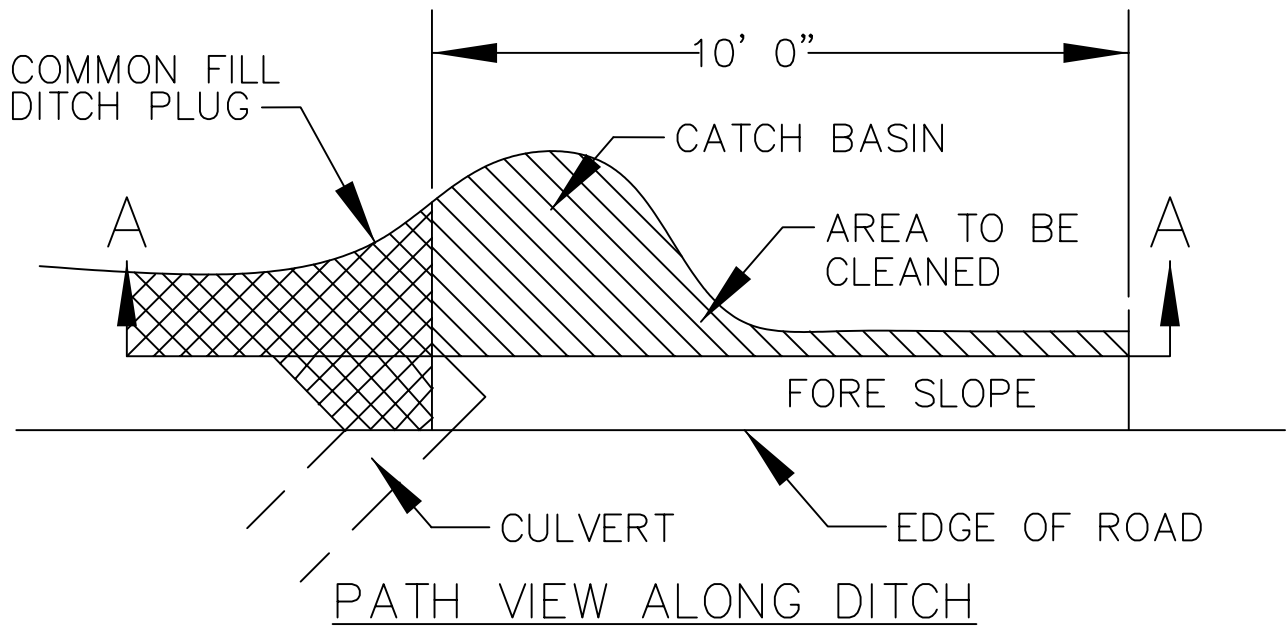
C. Hydraulic flushing of drainage structures is not allowed unless provided for in SPECIAL PROJECT SPECIFICATIONS.

D. Cleaning and reconditioning are limited to the first 3 feet of inlet and outlet, determined along the top of the structure. Recondition culvert inlet and outlet by field methods such as jacking out or cutting away damaged metal which obstructs flow. Treat cut edges with a zinc rich coating, complying with ASHTO M 36M and ASTM A849.

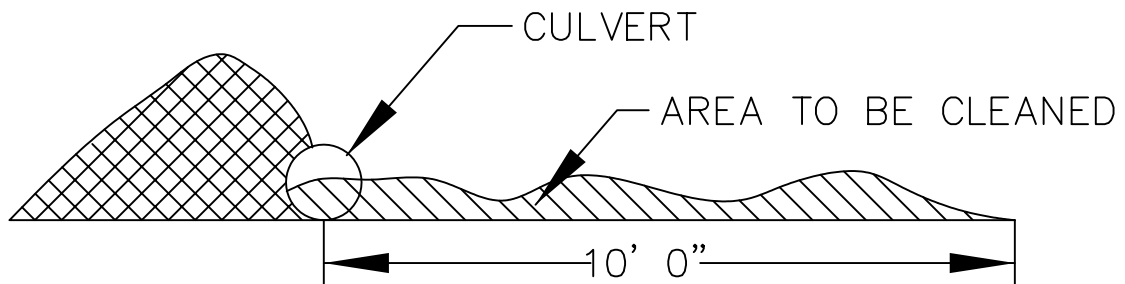
TYPICAL SECTION OF CATCH BASINS AND TRANSITION AREAS



CROSS SECTION VIEW

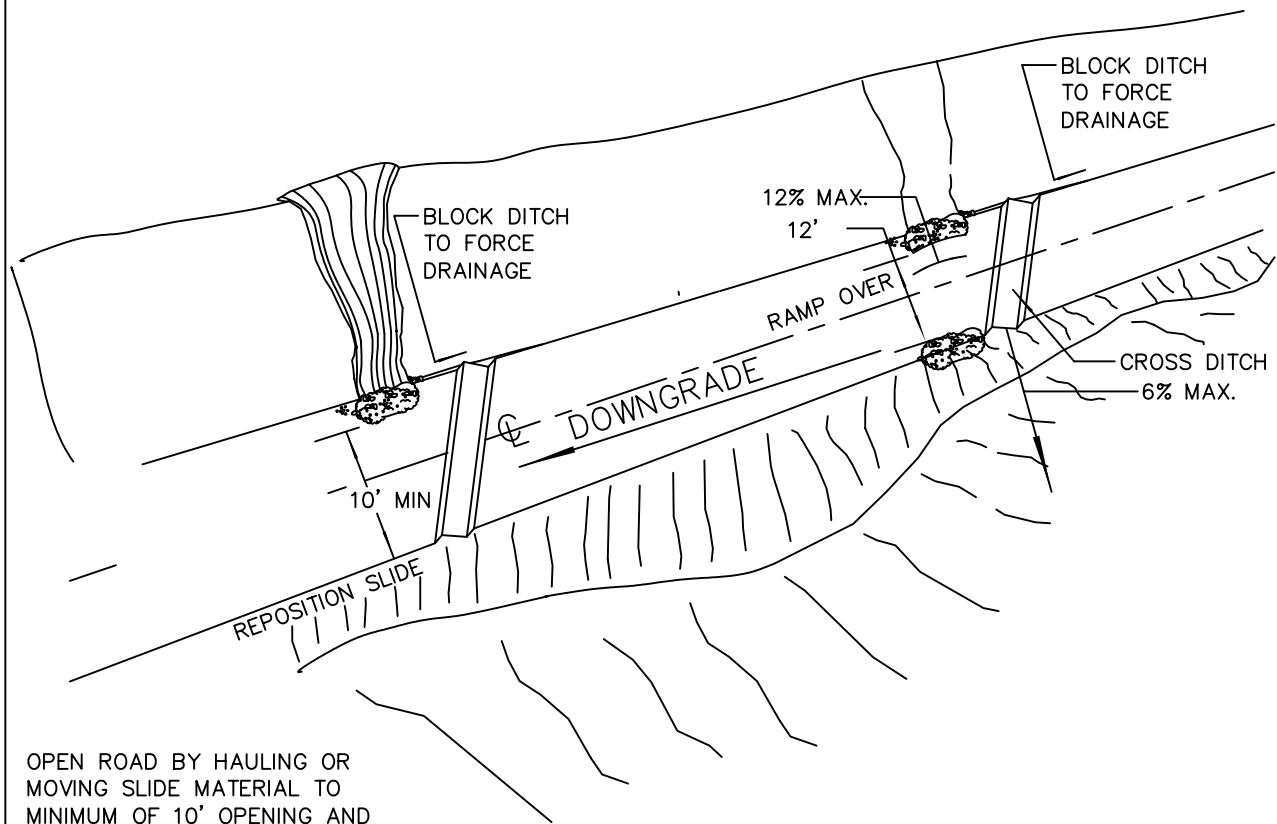


PATH VIEW ALONG DITCH



SECTION A - A

TITLE	CLEANING OF DITCH RELIEF CATCH BASIN AND TRANSITION	
DRAWING	T834-1	APPROVED



OPEN ROAD BY HAULING OR
MOVING SLIDE MATERIAL TO
MINIMUM OF 10' OPENING AND
SLOPES NOT STEEPER THAN 1:1

TITLE		
TREATMENT OF SLIDES AND SLOUGH		
DRAWING	APPROVED	
T834-4		

T-835 ROADWAY DRAINAGE MAINTENANCE (5/07)

835.01 Description

This work consists of providing post haul drainage on roads.

835.02 Maintenance Requirements

A. Drainage

1. Upon completion of work, shape the roadway to provide for the removal of surface water. The roadway need not be passable to vehicles. Repair and reinstall water bars, barriers or berms existing prior to the Purchaser's operation. Areas where water is ponded by existing centerline profile sags in through cuts may be left untreated.
2. Continuous blade shaping of the roadbed is not required under this specification.
3. Work to be done at staked locations shall be as indicated on the stake and/or stated in SUPPLEMENTAL SPECIFICATIONS:
4. Any of the following methods are acceptable for use at eroded or rutted locations:
 - Method A: Outsloping the roadbed at not less than ½ inch per yard of width.
 - Method B: Insloping the roadbed at not less than ½ inch per yard of width.
 - Method C: Water bar roadbed at locations staked on the ground and construct as SHOWN ON THE DRAWINGS or as included in SUPPLEMENTAL SPECIFICATIONS.
5. Drainage structures located in through fills and natural watercourses shall be fully functional without obstructions, including inlet and outlet channel within 20 feet of the structure.
6. Either clean culverts and other fabricated structures to provide drainage from road ditches and make the ditch functional or provide water bar(s) across the roadbed. Removed structures shall become Purchaser's property to be removed from National Forest System land. Remove and replace any purchaser-installed temporary drainage structures with a water bar.

B. Slides, Slumps and Slough

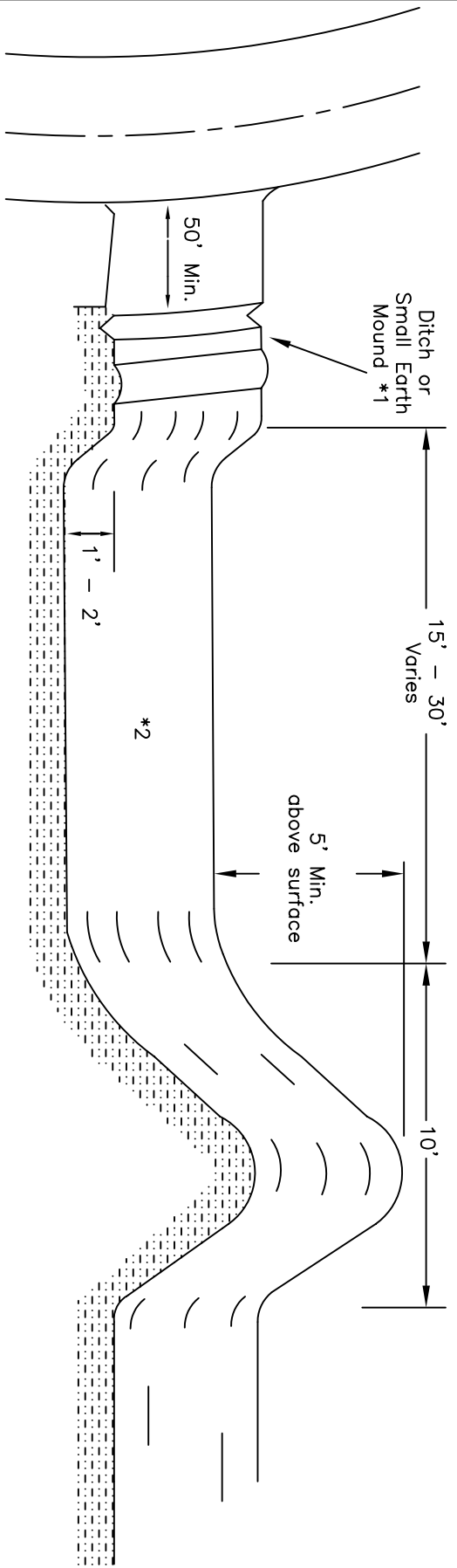
1. Slides and slough may be left in place, provided they do not potentially impound water or divert water from watercourses. As necessary, reshape the various surfaces to provide drainage.
2. Provide drainage to effectively decrease or eliminate the entry of surface water into slides, slumps, and roadbed surface cracks. Place berms, waterbars or ditches as needed to intercept and remove runoff water from the roadbed. Surface seal cracks by covering over with native soil materials to prevent additional water entry and compact with equipment tires.

C. Entrance Devices

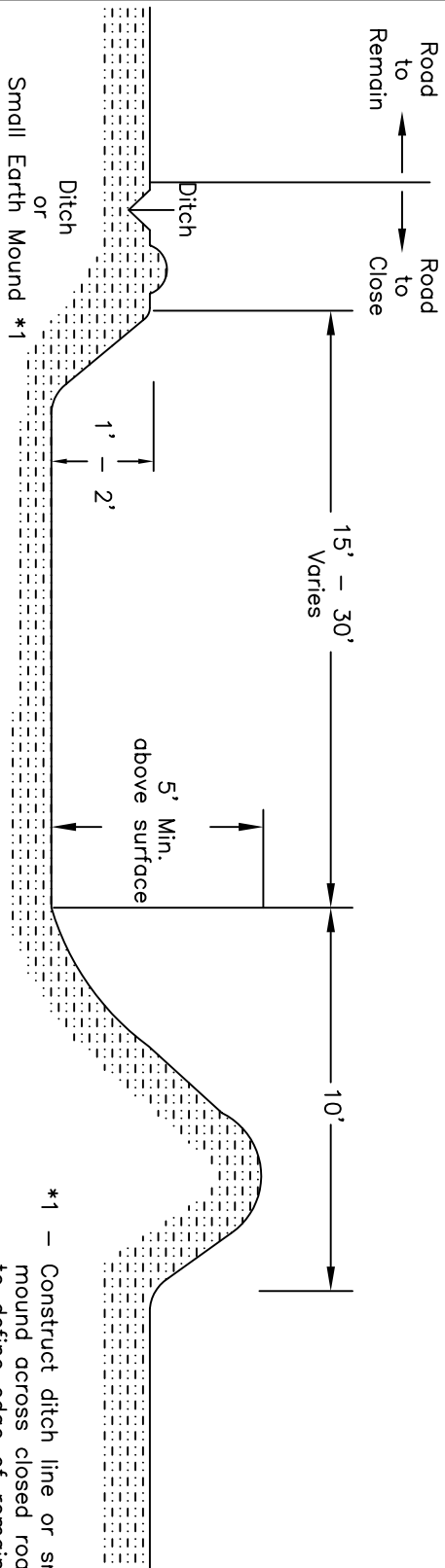
Upon completion of work, replace entrance devices to effectively eliminate access by motorized vehicles having four (4) wheels and a width in excess of 50 inches.

D. Seeding

Seed and fertilize all disturbed areas in accordance with requirements set forth in Section T-841.



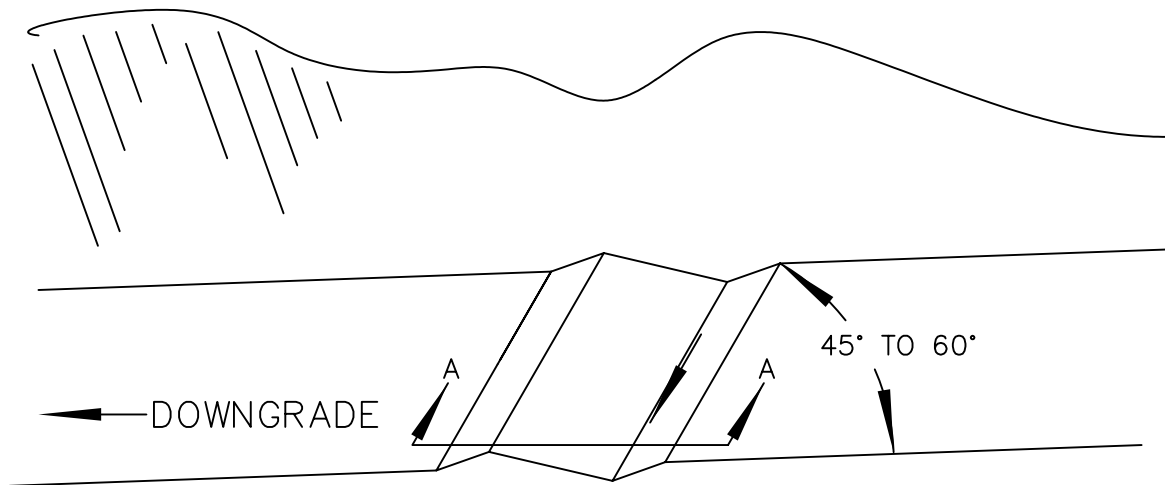
Isometric View



PROFILE VIEW

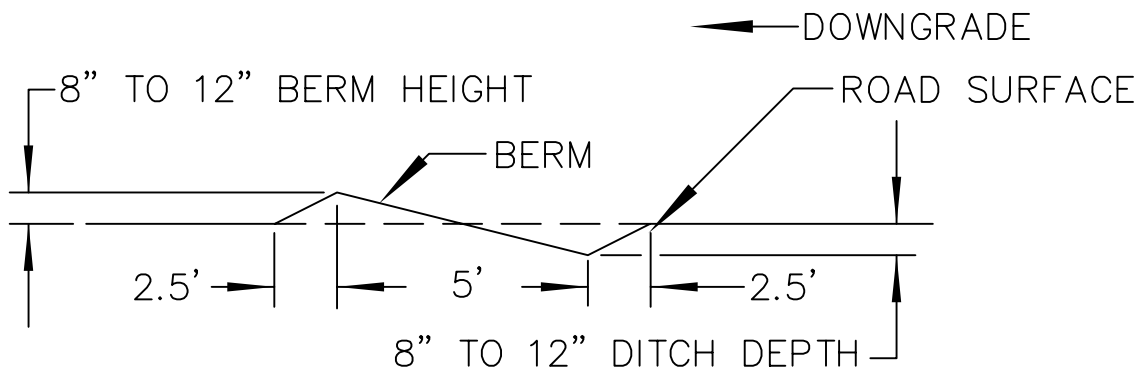
- *1 - Construct ditch line or small earth mound across closed road entrance to define edge of remaining road.
- *2 - Slope Excavation area to drain

TITLE		ROAD CLOSURE BARRICADE	
DRAWING	T-835-1	APPROVED	6-15-05

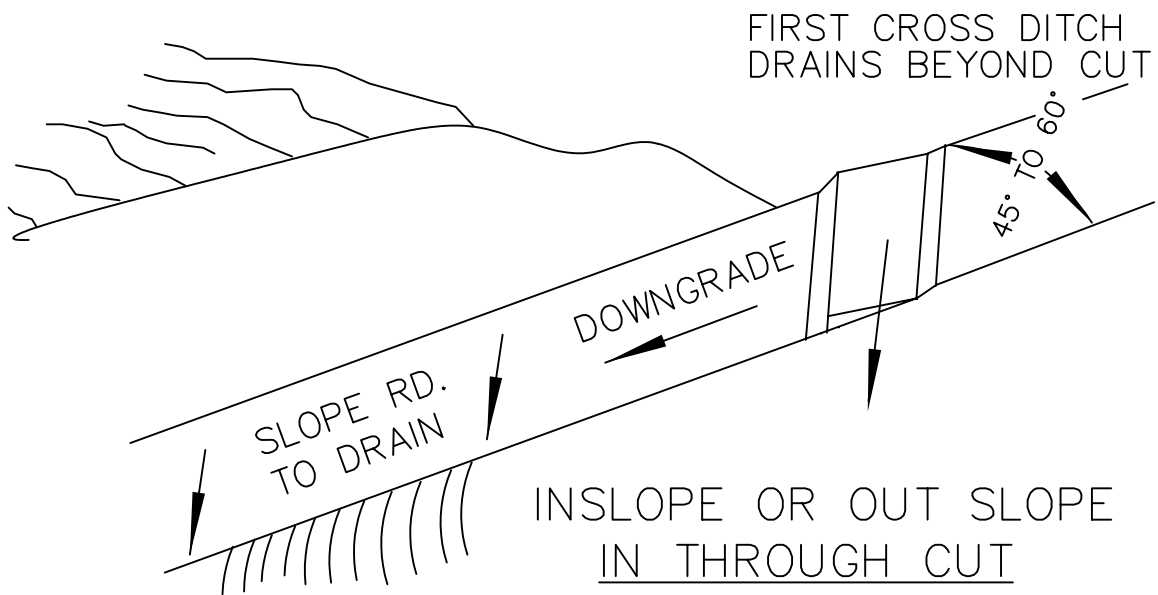


TYPICAL CROSS DITCH

NO SCALE



SECTION A - A



TITLE

WATER BAR

DRAWING

T835-2

APPROVED

8/85

T-836 - MAINTENANCE FOR LIMITED USE (5/07)

836.01 Description

This work consists of making limited use roads passable for joint use by Purchaser and high clearance vehicles, and providing drainage from the traveled way and roadbed.

836.02 Maintenance Requirements

A. Traveled Way

Purchaser may smooth or fill existing cross ditches and water bars and by agreement modify existing road junctions to enable vehicle access. Prior to beginning haul and resumption of haul after an extended stoppage:

1. Remove brush, fallen trees, rocks, and other debris from traveled way, including turnouts, turnarounds, and other locations that interfere with needed maintenance as follows:
 - a. No object extending over 4 inches above the road surface shall remain within the 12 feet usable traveled way and 10 feet turnout widths. Center the usable width on the roadbed or position away from the fill slope.
 - b. Cut and remove standing or down trees, logs, brush, and limbs from within the area described in 1 a. above. Remove encroaching limbs to a height of 14 feet above the traveled way surface. Scatter material not meeting utilization standards outside and below the roadbed on the fill side. Limb and remove timber which meets utilization standards or deck at agreed locations.
 - c. Place all removed materials away from drainages.
 - d. During use, maintain drainage structures, including dips, ditches and culverts in a useable condition.
2. Clean and recondition drainage facilities in accordance with: Section T-831 and T-834.

B. Slough and Slides

1. Slough and slides may be left in place, provided surface drainage is provided and at least 12 feet of width is available for vehicle passage.
2. Purchaser may reposition or ramp over slides and slough when the traveled way width is less than 12 feet providing the material is capable of supporting vehicles. Limit out slope to no more than six percent.
3. Reposition slough or slide materials on the roadbed which are not capable of supporting a vehicle to provide the 12 foot width. When directed by the

Contracting Officer, slough or slide material will be removed under Section T-832.

C. Slumps and Washouts

1. Drain the roadbed immediately upgrade of slumps and longitudinal cracks to prevent water from entering slump area.
2. Slumps and longitudinal cracks at the edge of the roadbed shall not be considered a part of the usable width. Usable width may be reduced to 10 feet in the area of the slump.
3. Unless the Contractor Officer agrees to material being placed on slumps, ramp the slumps on both ends into undisturbed roadbed to provide at least 10 feet usable width. Use removed materials to guide vehicles to the ramp location or to aid in draining the area.
4. Washouts may be filled with suitable material.

D. Post haul

At the end of hauling or prior to entering into seasonal shutdowns or a period of extended inactivity:

1. Shape the traveled way and disturbed roadbed to provide functional drainage.
2. Reinstall removed cross ditches and water bars and provide any additional drainage structures necessary to offset changes caused through use and maintenance.
3. Leave roads useable for high clearance vehicles. Remove or reshape purchaser modifications at road junctions to leave the entrance as it was before use, or as agreed at the time of improvement.

T-838 MAINTENANCE FOR HIGH CLEARANCE VEHICLE USE (5/07)

838.01 Description

This work consists of making limited use roads passable for project use by Purchaser and providing drainage from the traveled way and roadbed.

838.02 Maintenance Requirements

A. Traveled Way

Purchaser may smooth or fill existing cross ditches and water bars and as approved by the Contracting Officer modify existing road junctions to enable vehicle access. The Purchaser may perform the following work prior to beginning haul and resumption of haul after an extended stoppage:

1. Remove brush, fallen trees, rocks, and other debris from traveled way, including turnouts, turnarounds, and other locations that interfere with needed maintenance as follows:
 - a. No object extending over 4 inches above the road surface shall remain within the 12 feet usable traveled way. Center the usable width on the roadbed or position away from the fill slope.
 - b. Cut and remove standing or down trees, logs, brush, and limbs from within the area described in 1(a). Remove encroaching limbs to a height of 14 feet above the traveled way surface. Scatter material not meeting utilization standards outside and below the roadbed on the fill side. Limb and remove timber that meets utilization standards or deck at locations approved by the Contracting Officer.
 - c. Place all removed materials away from drainages.
 - d. During use, maintain drainage structures including dips, ditches and culverts in a usable condition.
2. Clean and recondition drainage facilities in accordance with Section T-831 and T-834.

B. Slough and Slides

1. Slough and slides may be left in place, provided surface drainage is provided and at least 12 feet of width is available for vehicle passage.
2. Purchaser may reposition or ramp over slides and slough when the traveled way width is less than 12 feet providing the material is capable of supporting vehicles. Limit out slope to no more than six percent.

3. Reposition slough or slide materials, which are not capable of supporting a vehicle, on the roadbed to provide the 12 feet width. When directed by the Contracting Officer, slough or slide material will be removed under Section T-832.

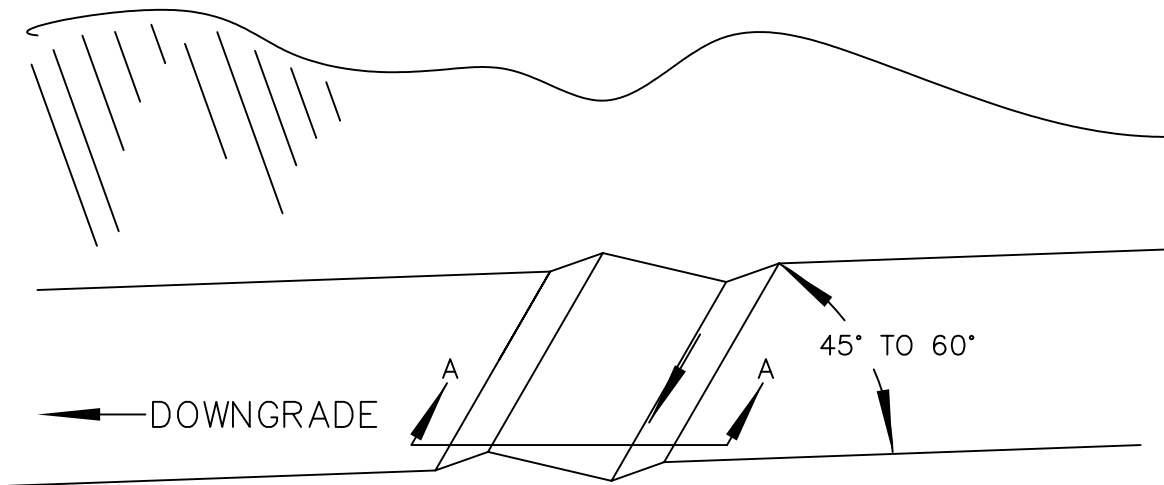
C. Slumps and Washouts

1. Drain the roadbed immediately upgrade of slumps and longitudinal cracks to prevent water from entering slump area.
2. Slumps and longitudinal cracks at the edge of the roadbed shall not be considered a part of the usable width. Usable width may be reduced to 10 feet in the area of the slump.
3. Unless the Contracting Officer approves material being placed on slumps, ramp the slumps on both ends into undisturbed roadbed to provide at least 10 feet usable width. Use removed materials to guide vehicles to the ramp location or to aid in draining the area.
4. Washouts may be filled with suitable material.

D. Posthaul

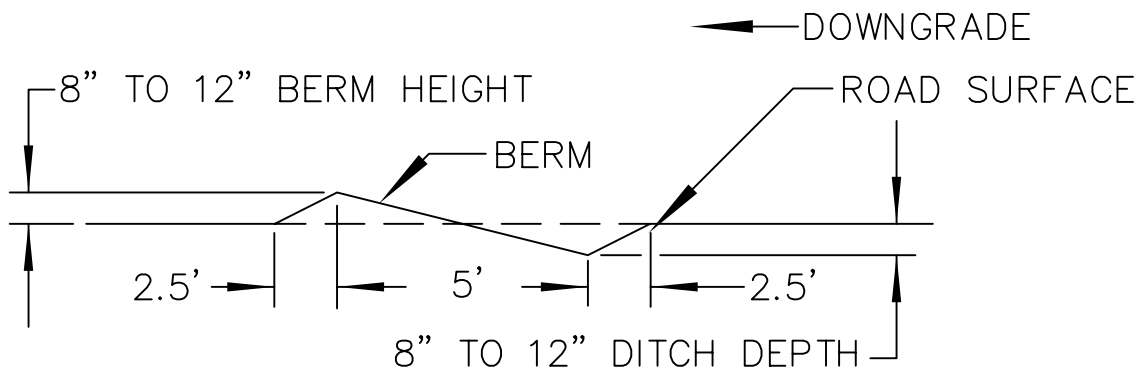
At the end of hauling or prior to entering into seasonal shutdowns or a period of extended inactivity:

1. Shape the traveled way and disturbed roadbed to provide functional drainage.
2. Reinstall removed cross ditches and waterbars and provide any additional drainage structures necessary to offset changes caused through use and maintenance.
3. Leave roads useable for high clearance vehicles. Remove or reshape purchaser modifications at road junctions to leave the entrance as it was before use, or as agreed at the time of improvement.

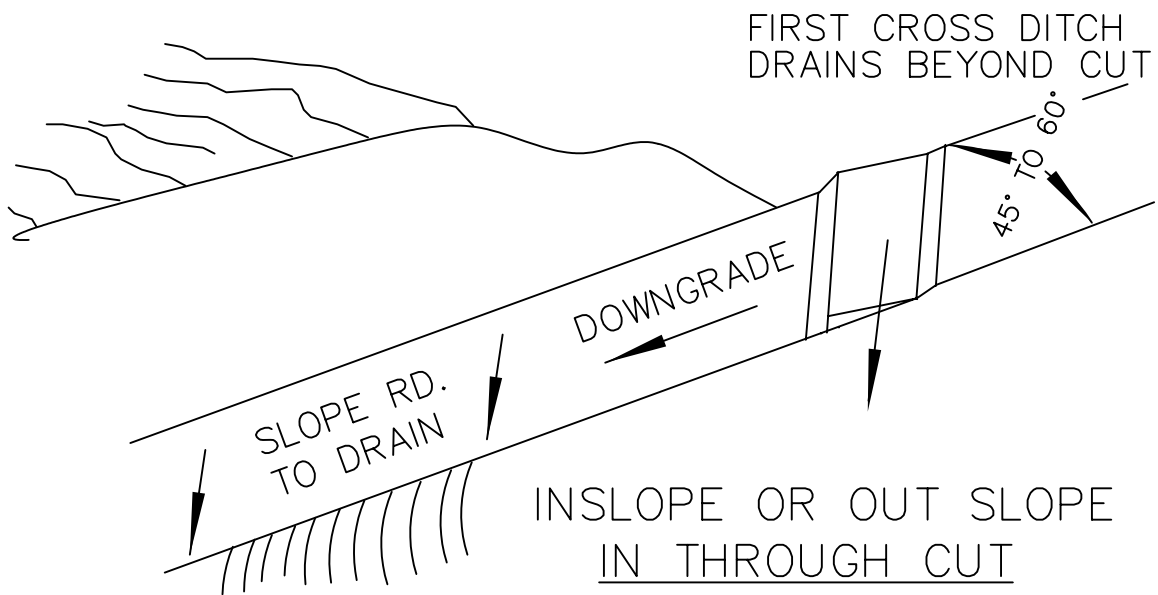


TYPICAL CROSS DITCH

NO SCALE



SECTION A - A



TITLE

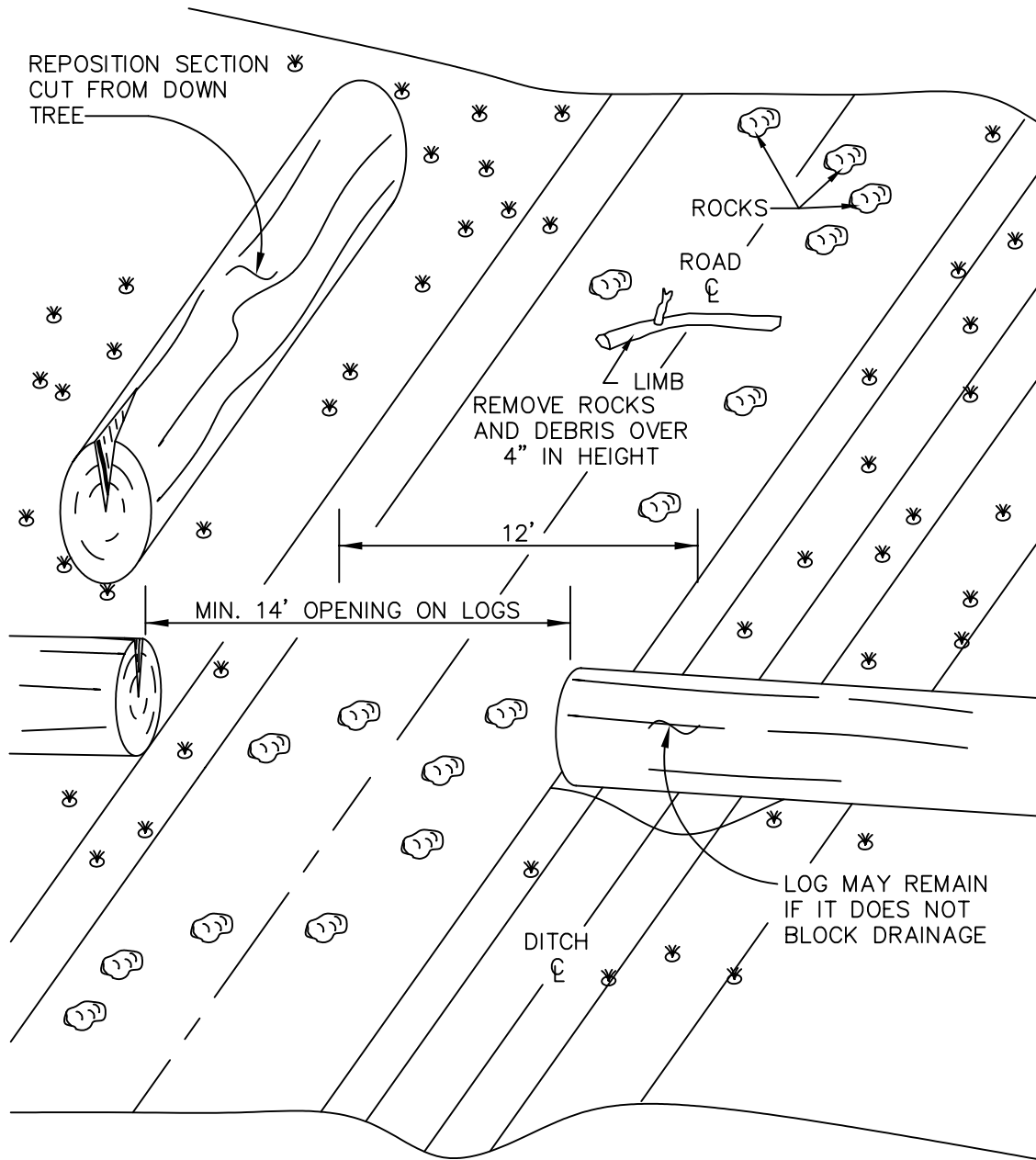
CROSS DITCHING

DRAWING

T838-1

APPROVED

8/85



TITLE

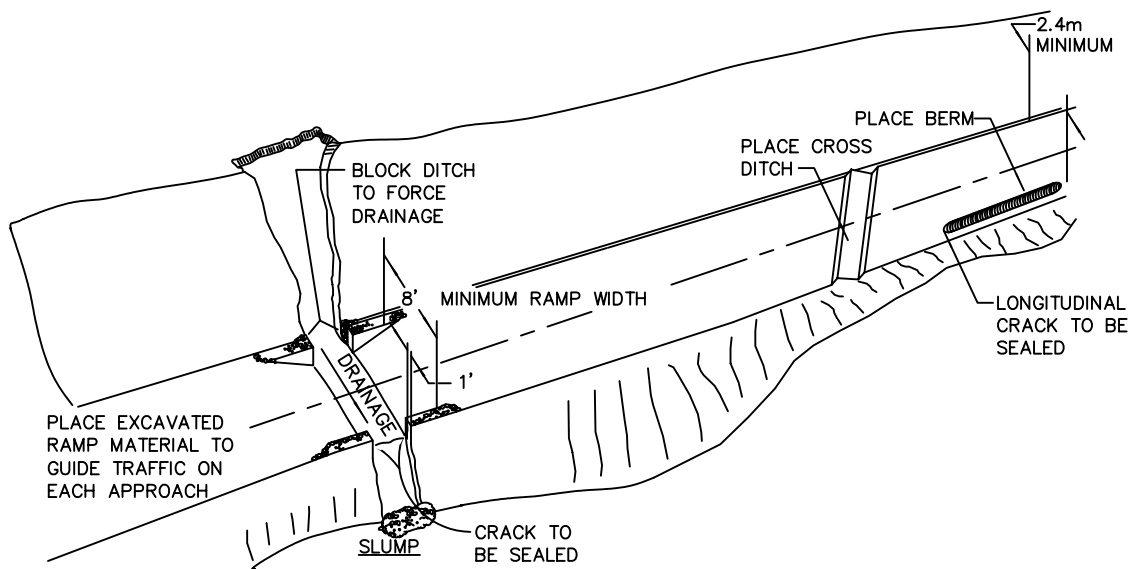
OBJECT ON ROADBED

DRAWING

T838-3

APPROVED

8/85



TITLE TREATMENT OF SLUMPS AND ROADBED CRACKES

DRAWING

T838-5

APPROVED

8/85

T-839 MAINTENANCE FOR PROJECT USE (5/07)

839.01 Description

Work consists of providing minimum access required for Purchaser's Operations and associated Forest Service contract administration and preventing unacceptable resource or road damage.

839.02 Maintenance Requirements

A. Purchaser is authorized to perform the following maintenance to provide vehicle passage and drainage:

1. Removing log, earth, and rock barriers and/or improving existing road junctions to enable vehicle access as mutually agreed.
2. Smoothing or filling existing cross ditches and waterbars.
3. Installing Purchaser-furnished culverts or other temporary drainage structures for shallow stream crossings as approved by the Contracting Officer.
4. Removing brush, fallen trees, rocks, and other materials from the traveled way and other locations that interfere with needed maintenance:
 - a. Place all removed materials away from drainages.
 - b. Limb and remove timber which meets utilization standards or deck at locations approved by the Contracting Officer. Scatter other woody materials, including limbs, off of and below the roadbed without creating concentrations.

Deleted:

5. Clean and recondition drainage structures in accordance with Section T-831 and Section T-834.
6. Reposition or ramp over slough and slides to provide adequate width of traveled way material.
7. Provide traveled way drainage above slumps and seal cracks in slump area. Ramp the slumps on both ends into undisturbed roadbed to provide usable width unless otherwise ordered by the Contracting Officer.

B. During use, the traveled way shall not channel water along the road. Prior to seasonal periods of anticipated rains and runoff, additionally perform the following work:

1. Shape the traveled way and roadbed to drain.

2. Reinstall removed cross ditches and waterbars and provide any additional drainage structures necessary to offset changes through use and maintenance.
3. Perform work outlined in 839.02 A (5), (6), and (7).
4. During periods of non use, replace original barrier or provide and maintain standard MUTCD, Type 3, barricades unless alternate type barriers are approved.

839.03 Post Haul Requirements

- A. Upon completion of project use perform such work as needed to reasonably conform to the character of the existing road prior to Purchaser's maintenance for project use, unless otherwise provided in the SUPPLEMENTAL SPECIFICATIONS or the Road Listing. Work shall be in addition to requirements of 839.02 B and in accordance with 839.03 B and C.
- B. Roads designated in the Road Listing to be blocked shall conform to the requirements of Section T-835. Unless otherwise approved by the Contracting Officer, remove Purchaser-installed temporary structures from National Forest System land. Associated commercially-obtained materials shall remain the property of the Purchaser.
- C. Remove or reshape Purchaser improvements at road junctions, as agreed at the time of improvement.

T-842 CUTTING ROADWAY VEGETATION (10/07)

842.01 Description

This work consists of cutting all vegetative growth, including trees and other vegetation less than 4 inches in diameter measured 6 inches above the ground, on roadway surfaces and roadsides.

842.02 Maintenance Requirements

A. General

1. Cut brush, trees, and other vegetation within each area treated to a maximum height of 6 inches above the ground surface or obstruction such as rocks or existing stumps. When work is performed under this Section, remove all limbs which extend into the treated area, or over the roadbed, to a height of 14 feet above the traveled way surface elevation.
2. Items to remain will be DESIGNATED ON THE GROUND.
3. Work may be performed either by hand or mechanically unless specifically shown in the Road Listing. Self-propelled equipment is not allowed on cut and fill slopes or in ditches.
4. Correct damage to trunks of standing trees caused by Purchaser's operation either by treatment with a commercial nursery sealer or by removing the tree as directed by the Contracting Officer.
5. Limb trees within the cutting limits which are over 4 inches -measured at 6 inches above the ground in lieu of cutting.
6. When trees are limbed, cut limbs within 4 inches of the trunk.

B. Cutting Side Vegetation

1. Show the width of vegetation to be removed in the Road Listing.
2. Unless otherwise included in the SUPPLEMENTAL SPECIFICATIONS or DESIGNATED ON THE GROUND:
 - a. Commence work at the edge of the traveled way and proceed away from the road centerline.
 - b. Roads without a defined traveled way: The starting point for cutting will be marked on the ground or defined in the SUPPLEMENTAL SPECIFICATIONS.

3. The points for establishing cutting limits are as follows:
 - a. Fill and daylighted (wide roadbed) section cutting commences at the edge of the traveled way and proceeds away from the road center line.
 - b. Drainage ditched section cutting commences at the bottom of the existing ditch and proceeds away from the road center line. Cutting on ditch foreslopes is not required.
 - c. Unditched cut section cutting commences at the intersection of the cutbank and the roadbed and proceeds away from center line.
4. Provide transitions between differing increments of cutting width. Accomplish transitions in a taper length of not less than 50 feet nor more than 70 feet.

C. Debris

1. Materials resulting from the cutting operation in excess of 12 inches in length or 3 inches in diameter is not allowed to remain on roadway slopes within the treated area, in ditches, or within water courses.
2. Remove limbs and chunks in excess of 3 inches in any dimension from the traveled way and shoulders.
3. Materials may be scattered down slope from the roadbed, outside of the work area and drainages unless otherwise listed in D. Invasive Species of Concern.

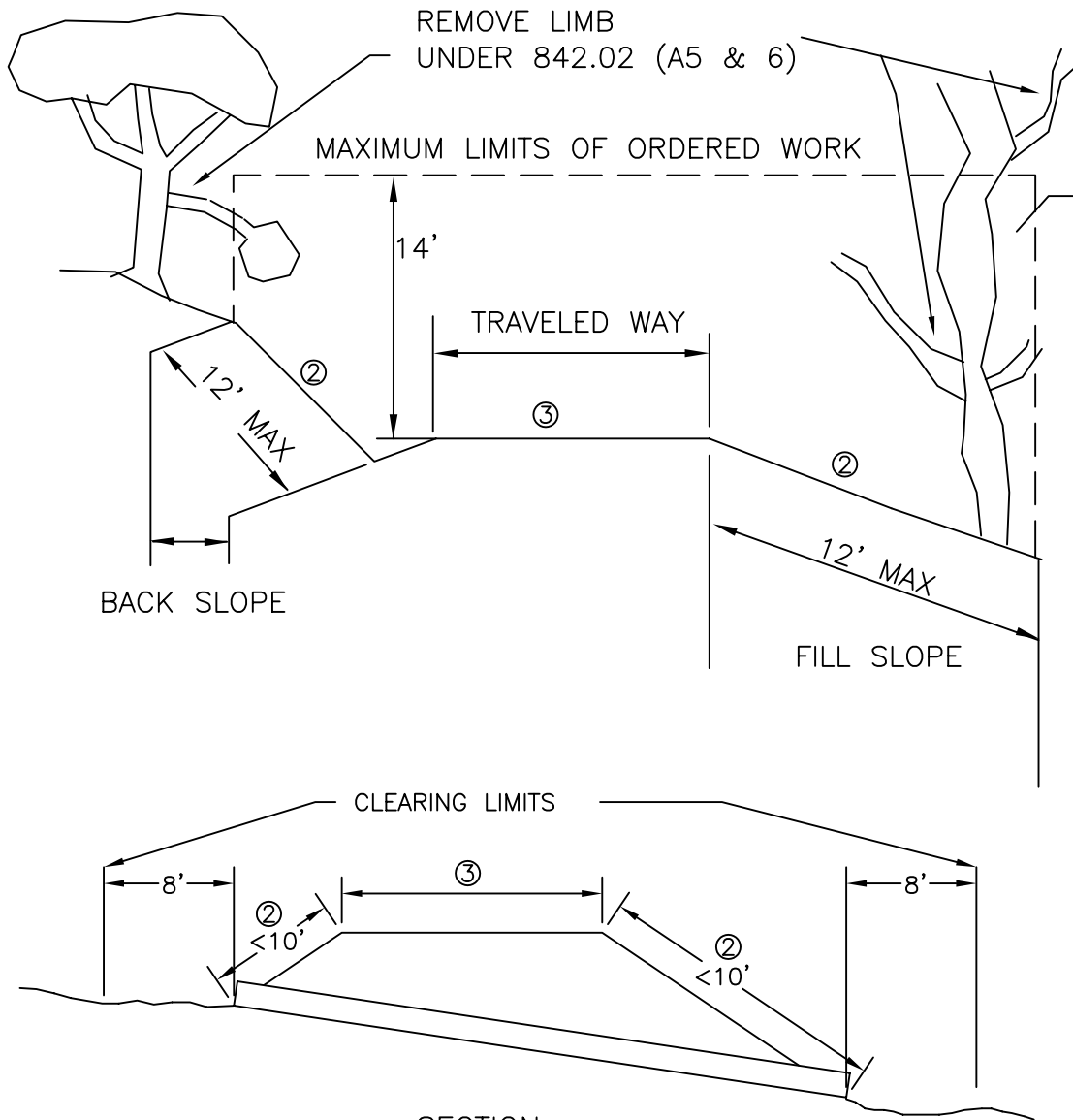
D. Invasive Species of Concern

Where DESIGNATED ON THE GROUND, included in the ROAD LISTING, SHOWN ON THE DRAWINGS or as ordered by the Contracting Officer invasive species of concern prevention practices shall be followed as listed below.

Invasive Species of Concern Prevention Practices

<i>To be filled in by local FS invasive plant specialist, if applicable.</i>
--

(NOT TO SCALE)



SECTION
THROUGH FILL CULVERT - SLOPES < 10'

NOTES: (REFER TO TYPICAL SECTIONS)

- ① MAXIMUM CLEARING DISTANCE MEASURED FROM CUTSLOPE SIDE
- ② LEAVE CONIFER TREES > 4" DIAMETER AT A POINT 6" ABOVE THE GROUND, PRUNED IN ACCORDANCE WITH T842.02 A 5&6 (4" OF THE TRUNK & 14' ABOVE TRAVELED WAY)
- ③ STUMPS MAY BE GRUBBED FROM THIS AREA TO FACILITATE OPERATIONS (OPTIONAL)
- ④ MAXIMUM CLEARING DISTANCE MEASURED FROM ROAD CENTERLINE IN ROADS WITHOUT A DEFINED TRAVELED WAY.

TITLE		
CUTTING ROADWAY VEGETATION		
DRAWING	APPROVED	
T842F-1	11/05	

T-891 WATER SUPPLY AND WATERING (5/07)

891.01 Description

This work consists of providing facilities to furnish an adequate water supply, hauling and applying water.

891.02 Materials

If the Purchaser elects to provide water from other than designated sources, the Purchaser is responsible to obtain the right to use the water, including any cost for royalties involved.

Suitable and adequate water sources designated available for Purchaser's use under this contract are as follows:

Map Key No.	Location/ Road	Location/ Milepost	Use Restrictions
	1746-763	MP 2.22	

891.03 Equipment

A. Positive control of water application is required. Equipment shall provide uniform application of water without ponding or washing.

B. An air gap or positive anti-siphon device shall be provided between the water source and the vehicle being loaded if the vehicle has been used for other than water haul, if the source is a domestic potable water supply, or the water is used for tank mixing with any other materials.

C. The designated water sources may require some work prior to their use. Such work may include cleaning ponded areas, installing temporary weirs or sandbags, pipe repair, pump installation, or other items appropriate to the Contractor's operations. Flowing streams may be temporarily sandbagged or a weir placed to pond water, provided a minimum flow of N/A cu.m/s (cu. ft/sec) is maintained. Obtain approval from the Contracting Officer on improvements for sandbags or weirs prior to placement.