




S110E0019









ISS004E5026, 2001:11:15 05:02:52




S110E5174



S110E5823

ISS Statistics

- Wingspan 365 feet
- Length 290 feet
- Weight 1 million pounds
- Operating Altitude 220 nautical miles
- Inclination 51.5 Degrees to the equator
- Atmosphere Inside 14.7 psi (same as Earth)
- Pressurized Volume 43,000 cubic feet
- Crew Size 3
- Cost, YF 2002 15 billion dollars





ISS004E5387



S108E5413 2001:12:12 21:37:34



S110E5788



S108E5415 2001:12:12 21:38:06





ISS003E4983 2001/09/11 10:36:48





S90E5001 1998:04:18 04:01:21



ISS002E7030 - 2001/04/22 18:13:21



S101E5087 2000/05/21 23:11:52







The exciting thing is that we
don't know what lies beyond
the unopened door... and each
door will open to many more
doors... each answer leading
to many more questions...
that is discovery.