

Total fatalities, 1995–99: **118**

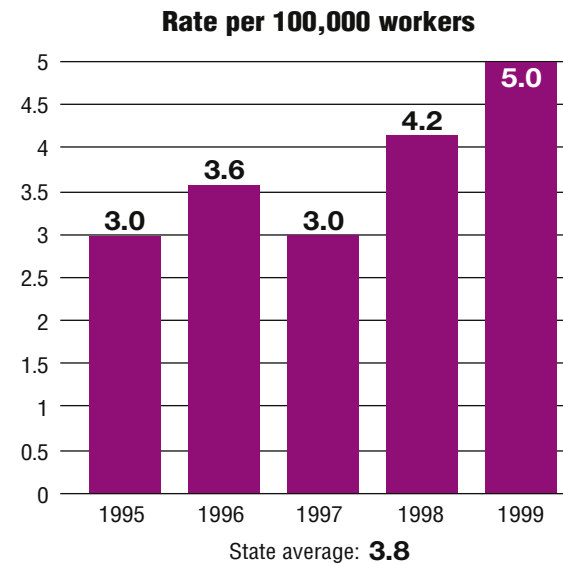
Average fatalities per year: **24**

Five-year average fatality rate: **3.8**



Maine

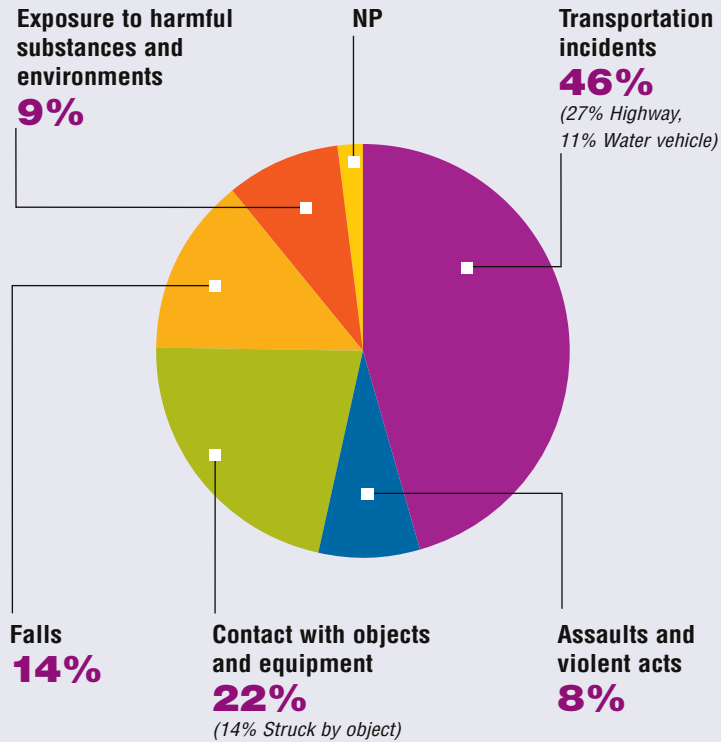
WORK-RELATED FATALITY NUMBERS AND RATES*



EMPLOYEE STATUS		GENDER		AGE		RACE	
Wage/Salary worker	96	Male	108	Under 20	—	White	110
Self-employed	22	Female	10	20 to 34	34	Black/African American	—
				35 to 54	56	Hispanic/Latino	—
				55 and older	24	Other races/Not reported	5

*Please see caveats regarding the calculation of State rates in the State Profiles section introduction page and appendix II.

WORK-RELATED FATALITIES BY EVENT

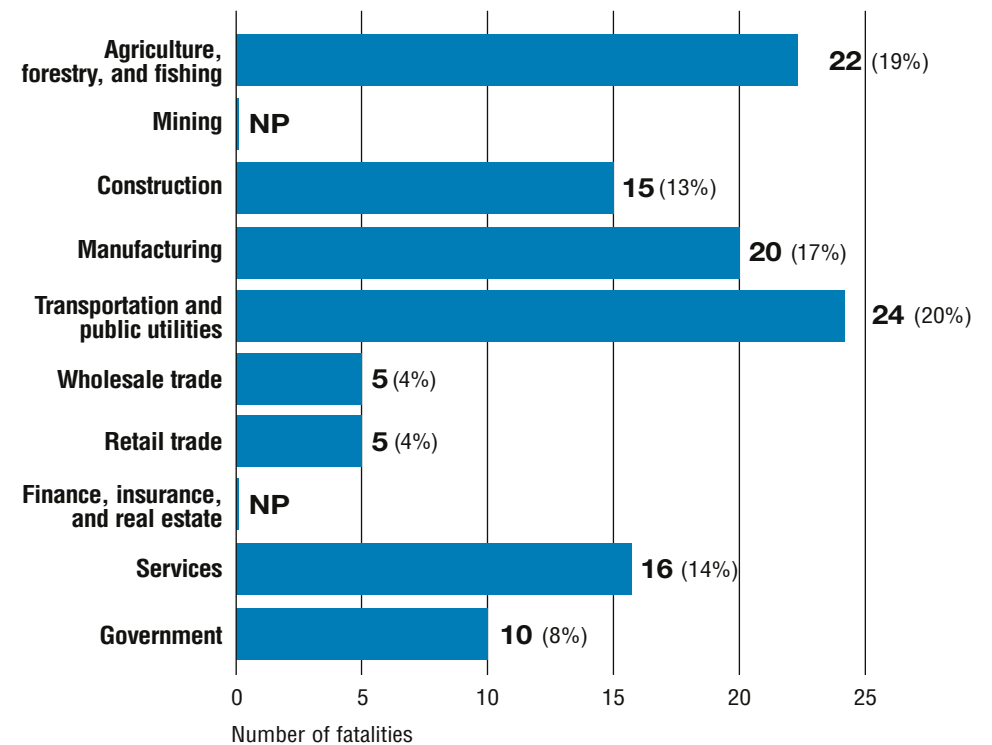


OCCUPATIONS WITH THE MOST FATALITIES

OCCUPATION	NUMBER (%)
Transportation and material moving occupations	18 (15%)
Fishers, hunters, and trappers	15 (13%)
Construction trades	13 (11%)
Forestry and logging occupations	13 (11%)
Handlers, equipment cleaners, helpers, and laborers	12 (10%)



WORK-RELATED FATALITIES BY MAJOR INDUSTRY



NP indicates no data reported or data that do not meet publication criteria.