

July 15, 2005

TO: County Commissioners  
Community Corrections Directors  
Sheriffs  
Local Public Safety Coordinating Council Chairs

FROM: Ginger Martin  
Assistant Director

SUBJECT: COMMUNITY CORRECTIONS OUTCOME MEASURES FOR 2nd HALF 2004

Enclosed are the 2nd Half 2004 performance outcome measure results for the state. Meeting these outcomes is part of the intergovernmental agreement between the State and the county. The outcome measures are:

1. Reduce Criminal Behavior:
  - a. Reduce recidivism, as measured by felony convictions from initial admission to probation, tracking for three years from admission.
  - b. Reduce recidivism, as measured by felony convictions from first release to parole/post-prison supervision, tracking for three years from release.
2. Enforce Court and Board Orders:
  - a. Increase the percentage of positive case closures for offenders on parole/post-prison supervision.
  - b. Increase the percentage of positive case closures for offenders on probation.
3. Assist Offenders to Change:
  - a. Increase employment rates for offenders on supervision.
  - b. Increase the rate of participation in treatment programs for offenders on supervision.
4. Provide Reparation to Victims
  - a. Increase the percentage of restitution and compensatory fines collected, owed to victims.
  - b. Increase the number of community service hours provided by offenders on supervision.

All four outcomes (eight measures) are being provided during this reporting period for the first time. Community corrections agencies enter this data.

More detail, as well as historical data for each county, can be found on the Department of Corrections website at [www.oregon.gov/DOC/TRANS/CC/outcome\\_measures.shtml](http://www.oregon.gov/DOC/TRANS/CC/outcome_measures.shtml). For comparison purposes, we have included tables and charts showing each county's outcome for the 2nd Half 2004. If you do not see certain charts specific to your county's performance, it is because the number of offenders in the category was very small, making the result too much subject to chance to present.

If you have any questions, comments or suggestions about the attachments, please contact Denise Turner at (503) 945-9055 or e-mail at [Denise.Turner@doc.state.or.us](mailto:Denise.Turner@doc.state.or.us).

c: Central Office Administration

# TABLE OF CONTENTS

## RECIDIVISM

STATEWIDE.....	5
BAKER COUNTY.....	16
BENTON COUNTY.....	17
CLACKAMAS COUNTY.....	20
CLATSOP COUNTY.....	25
COLUMBIA COUNTY.....	30
COOS COUNTY.....	33
CROOK COUNTY.....	38
CURRY COUNTY.....	39
DESCHUTES COUNTY.....	42
DOUGLAS COUNTY.....	47
GRANT COUNTY.....	52
HARNEY COUNTY.....	53
HOOD RIVER COUNTY.....	54
JACKSON COUNTY.....	55
JEFFERSON COUNTY.....	60
JOSEPHINE COUNTY.....	63
KLAMATH/LAKE COUNTY.....	68
LANE COUNTY.....	73
LINCOLN COUNTY.....	78
LINN COUNTY.....	83
MALHEUR COUNTY.....	88
MARION COUNTY.....	91
MULTNOMAH COUNTY.....	96
POLK COUNTY.....	118
TILLAMOOK COUNTY.....	123
TRI-COUNTY (GILLIAM/SHERMAN/WHEELER).....	126
UMATILLA/MORROW COUNTIES.....	127
UNION/WALLOWA COUNTY.....	132
WASCO COUNTY.....	133
WASHINGTON COUNTY.....	134
YAMHILL COUNTY.....	139

POSITIVE CASE CLOSURES

STATEWIDE.....	144
BENTON COUNTY.....	160
CLACKAMAS COUNTY.....	161
CLATSOP COUNTY.....	163
COLUMBIA COUNTY.....	165
COOS COUNTY.....	167
CURRY COUNTY.....	169
DESCHUTES COUNTY.....	170
DOUGLAS COUNTY.....	172
HOOD COUNTY.....	174
JACKSON COUNTY.....	175
JEFFERSON COUNTY.....	177
JOSEPHINE COUNTY.....	179
KLAMATH/LAKE COUNTY.....	181
LANE COUNTY.....	183
LINCOLN COUNTY.....	185
LINN COUNTY.....	187
MALHEUR COUNTY.....	189
MARION COUNTY.....	191
MULTNOMAH COUNTY.....	193
POLK COUNTY.....	195
TILLAMOOK COUNTY.....	197
TRI-COUNTY (GILLIAM/SHERMAN/WHEELER).....	198
UMATILLA/MORROW.....	199
UNION/WALLOWA COUNTY.....	201
WASCO COUNTY.....	202
WASHINGTON COUNTY.....	204
YAMHILL COUNTY.....	206
<u>EMPLOYMENT</u> .....	208
<u>TREATMENT</u> .....	209
<u>RESTITUTION</u> .....	210
<u>COMMUNITY SERVICE</u> .....	211

**OREGON DEPARTMENT OF CORRECTIONS**  
**RECIDIVISM OF NEW PAROLEES AND PROBATIONERS**  
**All Offenders - Updated: May 1, 2005**

	PAROLE-PPS				PROBATION			
	Cumulative Percent Convicted of Any Felony After First Release to Parole-PPS				Cumulative Percent Convicted of Any Felony After First Sentence to Felony Probation			
	Percent convicted in ...months				Percent convicted in ...months			
Cohort	12	24	36	Total released	12	24	36	Total sentenced
1st/87	15.2	26.8	36.3	906				
2nd/87	18.5	31.4	38.9	1,049				
1st/88	19.0	31.3	38.5	1,093				
2nd/88	16.6	29.7	36.6	1,078				
1st/89	17.2	28.2	33.8	1,137				
2nd/89	18.3	27.7	34.3	1,166				
1st/90	19.6	30.0	36.6	1,406	11.4	17.9	22.0	4,501
2nd/90	14.6	24.9	31.6	1,475	11.0	17.6	21.9	3,856
1st/91	14.6	26.0	32.9	1,545	10.4	16.8	21.8	4,281
2nd/91	13.7	24.8	33.3	1,450	10.5	18.2	22.1	3,844
1st/92	13.9	23.8	31.3	1,667	10.3	17.1	21.4	4,379
2nd/92	14.2	23.6	29.7	1,674	10.4	17.6	22.1	3,985
1st/93	15.5	25.2	31.8	1,514	11.7	18.9	23.0	4,178
2nd/93	13.5	24.0	30.5	1,595	11.2	18.3	23.0	4,081
1st/94	13.4	23.0	30.6	1,490	12.2	20.6	25.4	4,317
2nd/94	13.5	22.5	28.8	1,560	12.2	20.5	25.0	4,087
1st/95	14.2	24.0	30.7	1,623	13.9	21.6	26.6	4,608
2nd/95	16.0	25.6	33.6	1,870	12.2	20.1	25.3	4,531
1st/96	12.3	24.9	31.6	1,839	11.1	19.3	24.5	4,783
2nd/96	12.6	24.2	31.5	1,973	11.0	18.6	23.2	4,400
1st/97	12.7	23.5	29.8	1,939	11.0	19.1	23.9	4,629
2nd/97	12.9	23.1	29.6	1,795	13.9	22.0	26.8	4,364
1st/98	13.0	23.2	29.5	1,976	13.3	21.2	26.3	4,829
2nd/98	13.9	23.6	30.5	2,272	11.9	19.2	24.1	4,840
1st/99	15.3	25.4	32.6	2,301	12.0	19.3	23.9	4,852
2nd/99	14.6	25.4	32.7	2,472	12.6	19.7	24.3	4,671
1st/00	12.4	23.3	30.7	2,445	11.4	19.8	24.0	4,959
2nd/00	13.9	24.1	31.2	2,417	12.0	19.3	23.6	4,426
1st/01	14.9	24.4	30.5	2,578	11.3	19.1	23.3	4,863
2nd/01	12.6	22.0	30.5	2,607	12.1	19.1	24.1	4,464
1st/02	12.1	21.3		2,451	12.0	20.2		4,814
2nd/02	10.2	20.2		2,766	10.3	18.5		4,570
1st/03	13.8			2,593	10.0			4,176
2nd/03	13.1			2,564	11.7			4,236

**Notes:**

**Parole:** Recidivism is defined as the total percentage of a release cohort that was convicted of any felony at any time within the specified number of months following release from prison. A release cohort is defined as comprising all individuals who were released to parole or PPS during a six month period. It excludes those released from prison following a revocation from parole/PPS. Inmates initially released on temporary or transitional leave are also included as of their parole or PPS date.

**Probation:** Recidivism is defined as the total percentage of an admission cohort that was convicted of any felony at any time within the specified number of months after beginning probation. An admission cohort is defined as comprising all individuals who were sentenced for the first time to felony probation during the same six month period. Some offenders have been sentenced to probation more than once. Each new probation admission is considered a separate case.

**OREGON DEPARTMENT OF CORRECTIONS  
 RECIDIVISM OF NEW PAROLEES AND PROBATIONERS  
 Female Offenders - Updated: May 1, 2005**

	PAROLE-PPS				PROBATION			
	Cumulative Percent Convicted of Any Felony After First Release to Parole-PPS				Cumulative Percent Convicted of Any Felony After First Sentence to Felony Probation			
	Percent convicted in ...months			Total released	Percent convicted in ...months			Total sentenced
Cohort	12	24	36		12	24	36	
1st/87	18.7	32.0	38.7	75				
2nd/87	13.7	24.7	28.8	73				
1st/88	14.4	33.7	40.4	104				
2nd/88	16.0	31.0	37.0	100				
1st/89	20.2	29.8	34.6	104				
2nd/89	21.0	33.1	37.1	124				
1st/90	17.6	25.9	31.8	170	8.2	13.8	17.3	1,023
2nd/90	12.2	24.3	31.1	148	8.7	13.8	18.4	738
1st/91	11.2	18.0	24.2	161	6.8	10.5	15.1	918
2nd/91	14.0	23.5	32.4	136	6.1	11.4	14.3	760
1st/92	6.9	16.4	24.9	189	6.6	12.2	15.1	908
2nd/92	12.0	19.3	25.0	192	6.6	12.6	16.3	802
1st/93	13.7	22.9	36.6	131	10.0	15.1	18.7	867
2nd/93	11.9	25.4	30.6	193	7.0	12.5	16.5	841
1st/94	16.4	29.6	37.1	159	7.5	14.6	18.8	888
2nd/94	12.6	19.2	28.6	182	10.6	17.9	20.9	941
1st/95	13.7	18.6	27.3	183	9.6	15.6	19.7	998
2nd/95	13.2	21.8	33.5	257	9.6	16.5	20.7	1,117
1st/96	9.1	24.1	29.3	232	10.3	15.8	20.6	1,111
2nd/96	11.5	25.0	32.4	244	7.3	12.3	16.3	972
1st/97	10.6	22.0	29.3	273	10.6	17.3	21.0	1,080
2nd/97	10.3	17.5	25.0	252	11.7	18.6	23.6	989
1st/98	11.7	21.9	28.7	265	11.0	18.6	22.6	1,166
2nd/98	14.3	27.4	35.6	329	11.7	18.3	23.2	1,124
1st/99	16.3	27.1	32.3	387	11.5	16.8	20.5	1,134
2nd/99	19.0	29.9	35.3	348	12.0	18.4	22.6	1,138
1st/00	13.1	19.5	27.9	359	10.1	17.3	21.4	1,242
2nd/00	16.6	27.7	32.4	343	10.2	17.3	21.1	1,080
1st/01	14.9	23.8	27.9	362	11.7	17.6	20.9	1,243
2nd/01	17.9	26.5	35.3	408	11.1	18.0	22.5	1,184
1st/02	15.1	25.0		364	11.5	20.0		1,254
2nd/02	10.6	18.4		435	11.0	19.4		1,168
1st/03	15.4			403	8.6			1,097
2nd/03	12.9			388	10.5			1,100

**Notes:**

*Parole: Recidivism is defined as the total percentage of a release cohort that was convicted of any felony at any time within the specified number of months following release from prison. A release cohort is defined as comprising all individuals who were released to parole or PPS during a six month period. It excludes those released from prison following a revocation from parole/PPS. Inmates initially released on temporary or transitional leave are also included as of their parole or PPS date.*

*Probation: Recidivism is defined as the total percentage of an admission cohort that was convicted of any felony at any time within the specified number of months after beginning probation. An admission cohort is defined as comprising all individuals who were sentenced for the first time to felony probation during the same six month period. Some offenders have been sentenced to probation more than once. Each new probation admission is considered a separate case.*

**OREGON DEPARTMENT OF CORRECTIONS  
 RECIDIVISM OF NEW PAROLEES AND PROBATIONERS  
 White Offenders - Updated: May 1, 2005**

	PAROLE-PPS				PROBATION			
	Cumulative Percent Convicted of Any Felony After First Release to Parole-PPS				Cumulative Percent Convicted of Any Felony After First Sentence to Felony Probation			
	Percent convicted in ...months				Percent convicted in ...months			
Cohort	12	24	36	Total released	12	24	36	Total sentenced
1st/87	14.9	26.3	34.8	738				
2nd/87	17.9	29.9	36.6	833				
1st/88	18.1	29.7	36.0	852				
2nd/88	16.6	28.9	36.2	861				
1st/89	17.1	28.3	34.0	888				
2nd/89	16.5	24.9	31.5	922				
1st/90	18.9	29.1	35.7	1,102	11.0	16.7	20.6	3,691
2nd/90	13.6	21.8	27.8	1,117	9.9	16.0	19.8	3,132
1st/91	13.8	25.0	32.4	1,160	9.2	15.2	20.1	3,485
2nd/91	12.8	24.2	32.4	1,035	9.1	16.3	20.0	3,059
1st/92	11.7	21.6	28.9	1,192	8.6	14.7	18.9	3,482
2nd/92	11.9	21.0	27.0	1,198	9.1	15.7	20.3	3,132
1st/93	12.6	22.7	29.0	1,033	10.6	17.2	21.0	3,325
2nd/93	10.8	22.3	28.8	1,075	10.0	17.0	21.4	3,236
1st/94	12.9	22.1	29.8	1,018	11.5	19.5	24.0	3,565
2nd/94	12.9	21.7	28.2	1,096	11.9	20.1	24.3	3,557
1st/95	15.2	25.1	31.7	1,187	13.9	21.2	25.8	3,895
2nd/95	16.5	25.8	33.9	1,426	12.2	19.8	24.9	3,960
1st/96	12.4	25.7	32.6	1,414	10.8	18.5	23.6	4,101
2nd/96	12.3	24.3	32.5	1,515	10.4	17.8	22.4	3,688
1st/97	12.8	24.0	30.4	1,463	11.0	19.2	24.4	3,782
2nd/97	13.1	24.0	31.3	1,407	13.5	21.9	26.9	3,665
1st/98	13.1	23.8	30.7	1,537	12.6	20.5	25.5	4,022
2nd/98	13.9	24.3	31.5	1,780	11.9	19.3	24.3	4,059
1st/99	15.0	25.2	32.8	1,812	12.0	19.4	24.0	4,126
2nd/99	14.6	25.6	33.2	1,938	12.7	20.0	24.7	3,874
1st/00	12.7	23.8	31.9	1,910	11.6	20.0	24.3	4,237
2nd/00	14.4	25.7	33.2	1,936	12.0	19.1	23.5	3,751
1st/01	15.5	25.7	31.9	2,069	11.3	19.0	23.3	4,041
2nd/01	13.3	23.4	31.8	2,085	12.3	19.4	24.6	3,798
1st/02	12.4	22.4		1,951	12.9	21.3		4,010
2nd/02	11.1	21.8		2,202	10.7	19.0		3,850
1st/03	14.6			2,110	10.5			3,495
2nd/03	13.8			2,079	12.1			3,590

**Notes:**

*Parole: Recidivism is defined as the total percentage of a release cohort that was convicted of any felony at any time within the specified number of months following release from prison. A release cohort is defined as comprising all individuals who were released to parole or PPS during a six month period. It excludes those released from prison following a revocation from parole/PPS. Inmates initially released on temporary or transitional leave are also included as of their parole or PPS date.*

*Probation: Recidivism is defined as the total percentage of an admission cohort that was convicted of any felony at any time within the specified number of months after beginning probation. An admission cohort is defined as comprising all individuals who were sentenced for the first time to felony probation during the same six month period. Some offenders have been sentenced to probation more than once. Each new probation admission is considered a separate case.*

**OREGON DEPARTMENT OF CORRECTIONS  
 RECIDIVISM OF NEW PAROLEES AND PROBATIONERS  
 Black Offenders - Updated: May 1, 2005**

	PAROLE-PPS				PROBATION			
	Cumulative Percent Convicted of Any Felony After First Release to Parole-PPS				Cumulative Percent Convicted of Any Felony After First Sentence to Felony Probation			
	Percent convicted in ...months			Total released	Percent convicted in ...months			Total sentenced
Cohort	12	24	36		12	24	36	
1st/87	18.4	34.7	52.0	98				
2nd/87	24.4	44.3	55.7	131				
1st/88	24.8	37.6	49.6	141				
2nd/88	23.3	44.0	48.3	116				
1st/89	17.4	27.3	31.4	121				
2nd/89	28.2	41.5	50.0	142				
1st/90	19.8	33.9	40.7	177	11.1	22.7	28.9	387
2nd/90	15.0	33.2	44.9	187	13.9	25.1	32.5	295
1st/91	18.0	31.1	37.7	167	11.4	19.4	25.3	289
2nd/91	20.1	33.3	45.4	174	14.1	23.8	30.9	269
1st/92	17.7	29.3	40.9	215	13.9	25.4	31.3	339
2nd/92	19.3	32.4	42.5	207	13.5	22.4	26.3	281
1st/93	17.8	30.8	39.1	169	11.0	22.3	27.9	301
2nd/93	18.9	30.1	39.8	206	14.0	22.6	28.7	279
1st/94	18.3	33.3	43.3	180	15.1	27.3	34.2	304
2nd/94	22.4	32.2	41.0	183	14.1	22.9	27.7	249
1st/95	15.5	28.0	39.1	161	14.1	24.7	32.8	320
2nd/95	15.0	28.2	39.3	206	8.9	20.1	27.9	269
1st/96	16.3	31.0	38.6	184	11.8	24.2	30.4	289
2nd/96	15.3	31.6	38.9	190	16.6	26.1	34.6	283
1st/97	16.6	29.5	37.8	193	15.9	26.6	30.6	271
2nd/97	18.9	27.3	32.2	143	25.7	34.6	40.1	292
1st/98	16.9	34.3	39.2	166	22.5	31.6	38.6	373
2nd/98	21.8	30.7	39.6	225	16.7	24.5	29.9	335
1st/99	26.1	39.1	45.4	238	17.3	27.1	32.5	295
2nd/99	22.3	32.4	40.2	256	14.2	22.9	28.5	323
1st/00	14.0	26.9	33.9	242	14.6	25.8	29.9	314
2nd/00	16.3	26.0	32.7	196	18.1	27.4	32.6	270
1st/01	15.2	24.1	30.9	191	13.8	20.9	25.2	325
2nd/01	14.6	22.7	34.8	198	13.9	21.9	28.7	237
1st/02	13.4	22.0		186	11.2	21.9		269
2nd/02	10.7	20.8		197	12.0	21.6		250
1st/03	13.8			181	9.1			232
2nd/03	14.0			171	9.0			244

**Notes:**

*Parole: Recidivism is defined as the total percentage of a release cohort that was convicted of any felony at any time within the specified number of months following release from prison. A release cohort is defined as comprising all individuals who were released to parole or PPS during a six month period. It excludes those released from prison following a revocation from parole/PPS. Inmates initially released on temporary or transitional leave are also included as of their parole or PPS date.*

*Probation: Recidivism is defined as the total percentage of an admission cohort that was convicted of any felony at any time within the specified number of months after beginning probation. An admission cohort is defined as comprising all individuals who were sentenced for the first time to felony probation during the same six month period. Some offenders have been sentenced to probation more than once. Each new probation admission is considered a separate case.*



**OREGON DEPARTMENT OF CORRECTIONS  
 RECIDIVISM OF NEW PAROLEES AND PROBATIONERS  
 Hispanic Offenders - Updated: May 1, 2005**

	PAROLE-PPS				PROBATION			
	Cumulative Percent Convicted of Any Felony After First Release to Parole-PPS				Cumulative Percent Convicted of Any Felony After First Sentence to Felony Probation			
	Percent convicted in ...months			Total released	Percent convicted in ...months			Total sentenced
Cohort	12	24	36		12	24	36	
1st/87	14.3	20.4	30.6	49				
2nd/87	22.0	35.6	47.5	59				
1st/88	16.9	35.1	45.5	77				
2nd/88	6.8	19.2	27.4	73				
1st/89	21.1	34.7	38.9	95				
2nd/89	18.1	29.2	34.7	72				
1st/90	29.3	39.1	43.5	92	16.0	26.2	30.6	294
2nd/90	23.3	41.9	48.1	129	18.6	27.4	32.6	285
1st/91	16.9	29.2	34.3	178	20.3	28.4	33.8	370
2nd/91	13.9	21.4	28.9	187	18.7	27.1	31.3	402
1st/92	22.5	30.0	36.5	200	21.4	30.2	34.1	434
2nd/92	21.9	29.5	33.0	224	19.0	28.6	32.5	458
1st/93	25.0	31.0	37.3	268	21.6	31.5	36.1	416
2nd/93	21.1	25.3	29.9	261	19.7	26.9	31.7	457
1st/94	11.1	16.4	22.5	244	15.8	24.7	29.1	316
2nd/94	10.4	19.9	23.8	231	15.4	25.5	34.0	188
1st/95	9.3	15.1	20.4	225	16.0	24.7	30.2	288
2nd/95	13.4	20.9	24.4	201	15.5	25.3	30.9	194
1st/96	10.1	12.7	17.5	189	16.2	25.1	30.1	259
2nd/96	10.0	15.1	16.9	219	12.9	21.5	23.8	303
1st/97	8.5	14.0	17.4	236	8.3	13.7	16.0	468
2nd/97	6.8	13.6	16.5	206	8.7	12.1	15.8	298
1st/98	7.3	10.2	13.7	205	11.2	16.7	21.5	312
2nd/98	6.5	13.1	15.9	214	6.8	13.3	16.2	339
1st/99	4.8	11.1	18.0	189	8.7	14.1	17.6	312
2nd/99	7.0	16.7	19.5	215	10.4	14.4	18.4	347
1st/00	9.6	16.4	17.8	219	7.5	13.0	16.4	292
2nd/00	9.1	12.3	16.8	220	6.9	15.3	18.7	321
1st/01	10.0	15.1	19.1	251	8.1	17.0	18.9	359
2nd/01	5.4	10.9	16.7	257	8.4	11.6	14.3	335
1st/02	10.0	13.3		241	6.4	9.1		419
2nd/02	4.8	9.9		294	6.4	11.4		361
1st/03	6.0			233	5.5			325
2nd/03	7.8			243	10.3			310

**Notes:**

*Parole: Recidivism is defined as the total percentage of a release cohort that was convicted of any felony at any time within the specified number of months following release from prison. A release cohort is defined as comprising all individuals who were released to parole or PPS during a six month period. It excludes those released from prison following a revocation from parole/PPS. Inmates initially released on temporary or transitional leave are also included as of their parole or PPS date.*

*Probation: Recidivism is defined as the total percentage of an admission cohort that was convicted of any felony at any time within the specified number of months after beginning probation. An admission cohort is defined as comprising all individuals who were sentenced for the first time to felony probation during the same six month period. Some offenders have been sentenced to probation more than once. Each new probation admission is considered a separate case.*

**OREGON DEPARTMENT OF CORRECTIONS**  
**RECIDIVISM OF NEW PAROLEES AND PROBATIONERS**  
**Offenders of Other Races - Updated: May 1, 2005**

	PAROLE-PPS				PROBATION			
	Cumulative Percent Convicted of Any Felony After First Release to Parole-PPS				Cumulative Percent Convicted of Any Felony After First Sentence to Felony Probation			
	Percent convicted in ...months			Total released	Percent convicted in ...months			Total sentenced
Cohort	12	24	36		12	24	36	
1st/87	14.3	23.8	28.6	21				
2nd/87	0.0	4.2	8.3	24				
1st/88	26.1	39.1	39.1	23				
2nd/88	14.3	21.4	25.0	28				
1st/89	6.3	12.5	21.9	32				
2nd/89	26.7	43.3	46.7	30				
1st/90	14.3	14.3	25.7	35	10.9	18.6	22.5	129
2nd/90	14.3	20.0	25.7	35	12.5	18.8	22.9	144
1st/91	16.1	25.8	29.0	31	10.9	19.7	26.3	137
2nd/91	8.0	22.0	28.0	50	10.5	21.9	24.6	114
1st/92	18.9	30.2	32.1	53	8.1	16.9	20.2	124
2nd/92	11.1	22.2	24.4	45	5.3	14.0	17.5	114
1st/93	15.9	29.5	34.1	44	8.1	14.0	21.3	136
2nd/93	11.3	28.3	32.1	53	5.5	11.0	16.5	109
1st/94	18.8	35.4	41.7	48	15.9	25.8	35.6	132
2nd/94	10.0	16.0	22.0	50	12.9	19.4	23.7	93
1st/95	10.0	24.0	26.0	50	8.6	18.1	24.8	105
2nd/95	18.9	29.7	37.8	37	14.8	21.3	25.0	108
1st/96	5.8	23.1	32.7	52	9.0	21.6	27.6	134
2nd/96	22.4	32.7	38.8	49	11.1	17.5	21.4	126
1st/97	14.9	29.8	38.3	47	9.3	21.3	25.0	108
2nd/97	17.9	23.1	30.8	39	7.3	16.5	18.3	109
1st/98	17.6	22.1	25.0	68	16.4	24.6	26.2	122
2nd/98	11.3	13.2	15.1	53	14.0	17.8	24.3	107
1st/99	16.1	22.6	22.6	62	9.2	11.8	17.6	119
2nd/99	11.1	22.2	30.2	63	11.8	15.0	18.9	127
1st/00	9.5	18.9	28.4	74	7.8	14.7	16.4	116
2nd/00	7.7	10.8	16.9	65	13.1	20.2	21.4	84
1st/01	13.4	20.9	28.4	67	15.9	24.6	28.3	138
2nd/01	10.4	19.4	28.4	67	12.8	24.5	29.8	94
1st/02	8.2	16.4		73	6.0	16.4		116
2nd/02	4.1	12.3		73	5.5	15.6		109
1st/03	14.5			69	8.9			124
2nd/03	8.5			71	7.6			92

**Notes:**

*Parole: Recidivism is defined as the total percentage of a release cohort that was convicted of any felony at any time within the specified number of months following release from prison. A release cohort is defined as comprising all individuals who were released to parole or PPS during a six month period. It excludes those released from prison following a revocation from parole/PPS. Inmates initially released on temporary or transitional leave are also included as of their parole or PPS date.*

*Probation: Recidivism is defined as the total percentage of an admission cohort that was convicted of any felony at any time within the specified number of months after beginning probation. An admission cohort is defined as comprising all individuals who were sentenced for the first time to felony probation during the same six month period. Some offenders have been sentenced to probation more than once. Each new probation admission is considered a separate case.*

**OREGON DEPARTMENT OF CORRECTIONS**  
**RECIDIVISM OF NEW PAROLEES AND PROBATIONERS**  
**Sex Offenders - Updated: May 1, 2005**

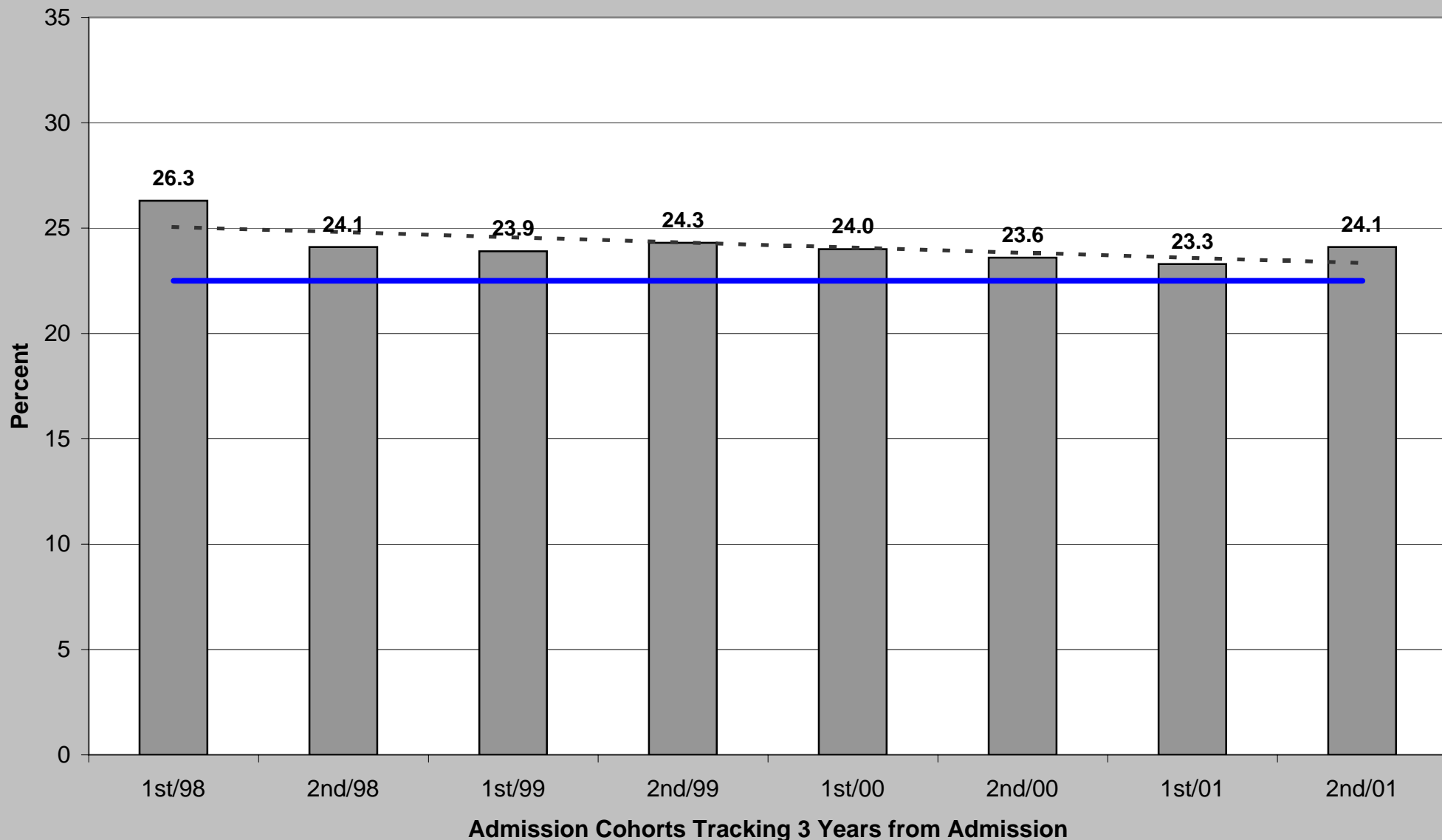
	PAROLE-PPS				PROBATION			
	Cumulative Percent Convicted of Any Felony After First Release to Parole-PPS				Cumulative Percent Convicted of Any Felony After First Sentence to Felony Probation			
	Percent convicted in ...months			Total released	Percent convicted in ...months			Total sentenced
Cohort	12	24	36		12	24	36	
1st/87	0.0	0.0	0.0	0				
2nd/87	0.0	0.0	0.0	0				
1st/88	0.0	0.0	0.0	0				
2nd/88	0.0	0.0	0.0	0				
1st/89	5.5	9.2	13.8	109				
2nd/89	3.6	6.0	7.1	84				
1st/90	4.1	9.1	13.2	121	6.4	7.7	9.1	220
2nd/90	3.1	6.1	7.6	131	6.8	10.5	11.5	191
1st/91	3.1	6.2	9.2	130	5.3	7.1	8.4	226
2nd/91	4.1	11.6	17.0	147	5.1	8.1	10.2	235
1st/92	4.1	8.8	9.9	171	3.9	7.4	8.2	231
2nd/92	2.8	6.5	9.3	214	4.1	6.6	7.8	243
1st/93	4.9	7.1	11.5	226	6.2	8.4	10.6	274
2nd/93	5.0	9.5	11.3	222	3.4	7.5	11.3	266
1st/94	4.1	7.8	9.1	219	3.5	5.3	7.0	228
2nd/94	4.1	10.7	15.2	197	4.4	8.3	11.2	205
1st/95	4.3	8.3	11.7	230	5.9	9.4	11.3	203
2nd/95	5.8	8.9	12.0	225	4.6	8.1	9.2	173
1st/96	5.1	8.7	11.7	196	4.7	8.9	9.5	169
2nd/96	4.5	10.0	14.5	220	4.8	6.4	8.6	187
1st/97	2.5	7.0	9.5	242	6.0	8.4	9.6	167
2nd/97	4.0	8.5	11.2	224	5.8	11.0	14.5	173
1st/98	1.3	4.7	9.4	234	6.3	9.4	12.5	128
2nd/98	4.8	8.0	11.2	251	6.7	11.3	16.0	150
1st/99	1.9	8.0	13.1	213	5.9	9.1	12.3	187
2nd/99	5.6	13.4	19.9	216	7.0	9.6	14.6	157
1st/00	1.9	7.7	12.9	209	6.5	16.8	18.1	155
2nd/00	6.9	13.0	16.2	247	6.8	9.9	12.4	161
1st/01	6.2	11.5	17.7	243	10.3	13.6	15.2	184
2nd/01	5.4	11.5	17.6	261	6.2	7.4	9.9	162
1st/02	2.2	7.4		230	5.7	8.2		159
2nd/02	4.5	10.1		268	5.7	8.9		158
1st/03	6.0			266	6.5			170
2nd/03	4.9			267	11.7			154

**Notes:**

*Parole: Recidivism is defined as the total percentage of a release cohort that was convicted of any felony at any time within the specified number of months following release from prison. A release cohort is defined as comprising all individuals who were released to parole or PPS during a six month period. It excludes those released from prison following a revocation from parole/PPS. Inmates initially released on temporary or transitional leave are also included as of their parole or PPS date.*

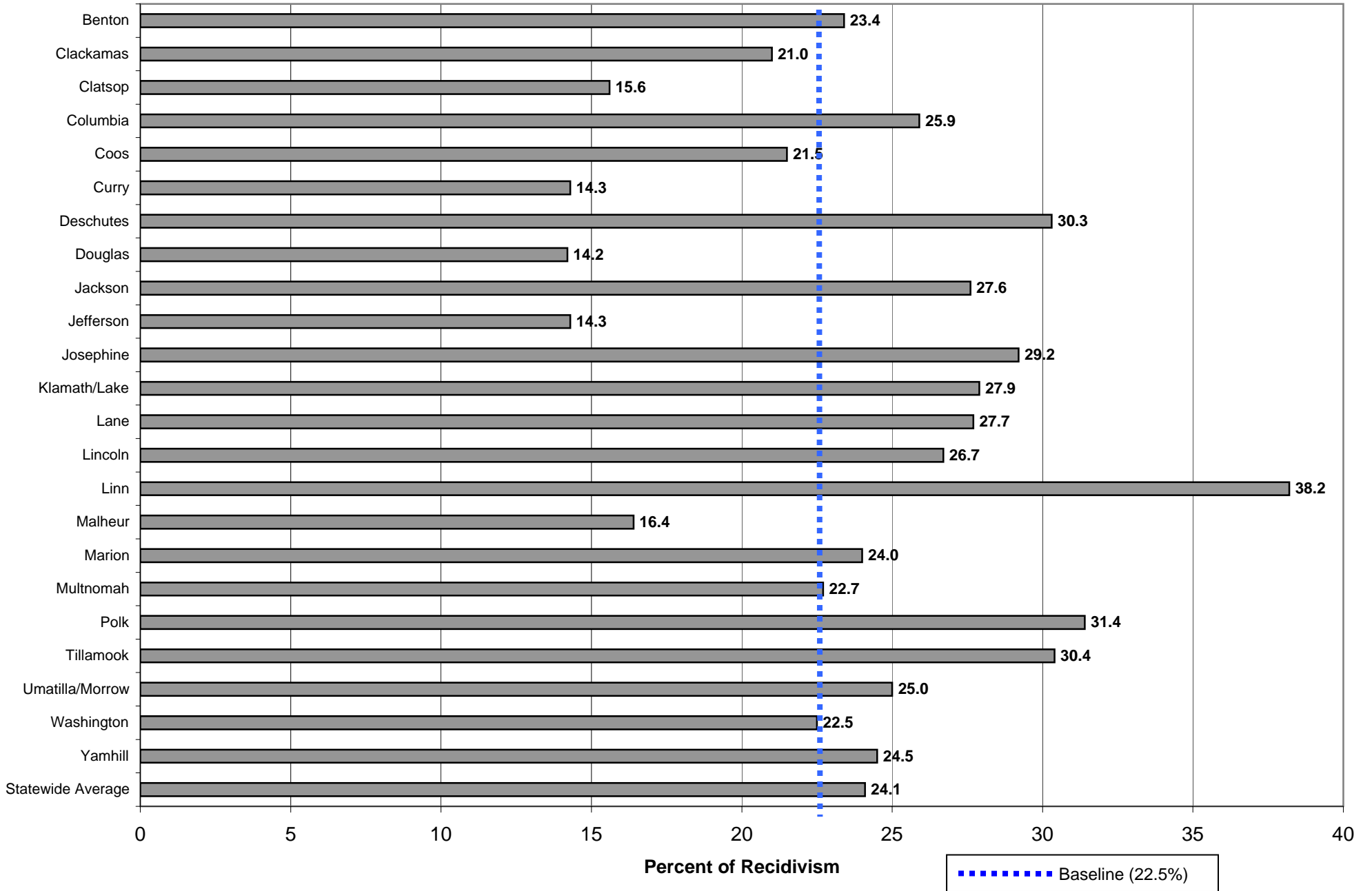
*Probation: Recidivism is defined as the total percentage of an admission cohort that was convicted of any felony at any time within the specified number of months after beginning probation. An admission cohort is defined as comprising all individuals who were sentenced for the first time to felony probation during the same six month period. Some offenders have been sentenced to probation more than once. Each new probation admission is considered a separate case.*

# Statewide Probation Recidivism Rates through 2nd Half 2004

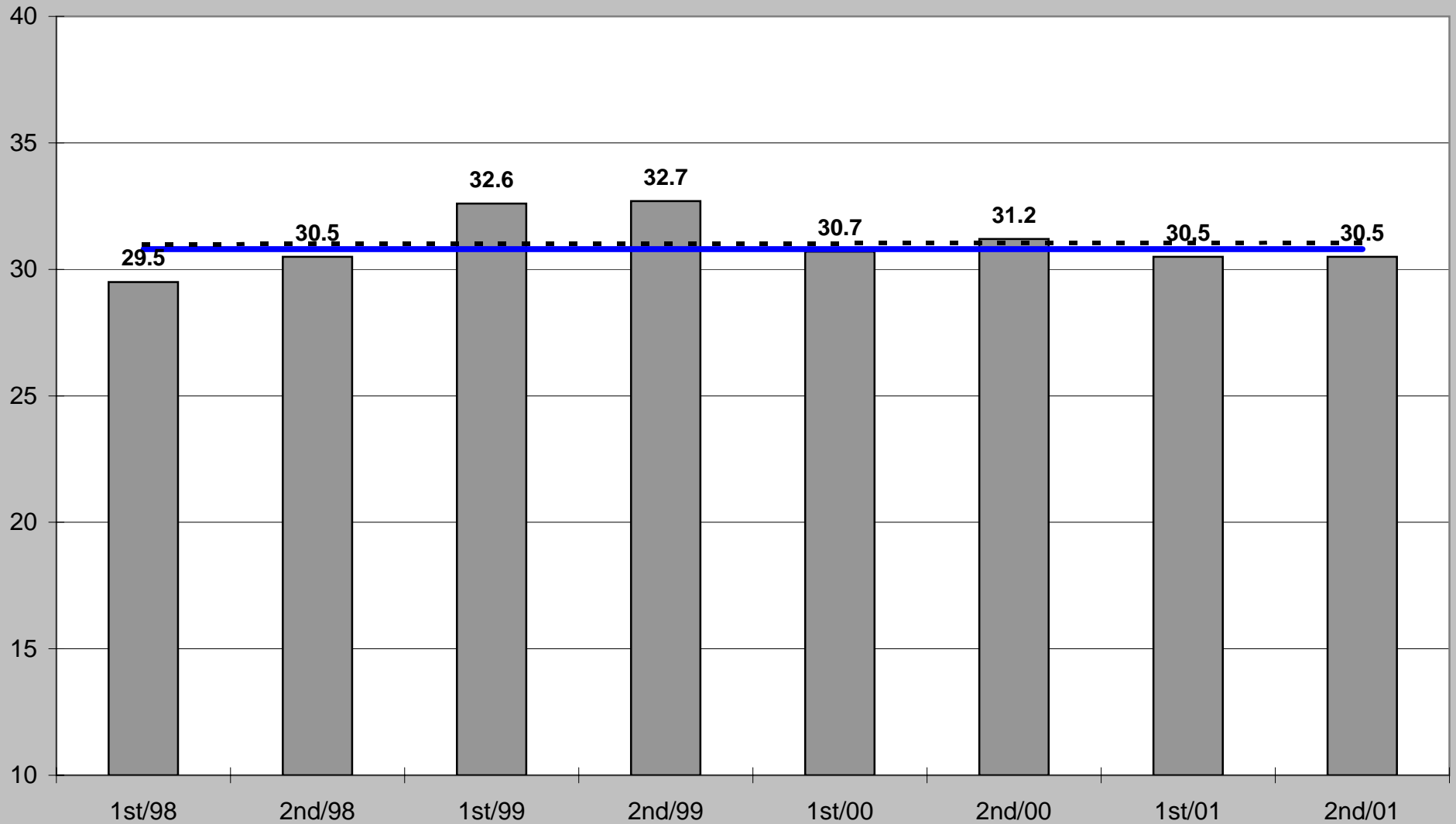


■ Recidivism Rate — Baseline Rate (22.5%) - - - Trend (Linear)

# Probation Recidivism by County for 2nd Half 2004 (Admission Cohort >30)

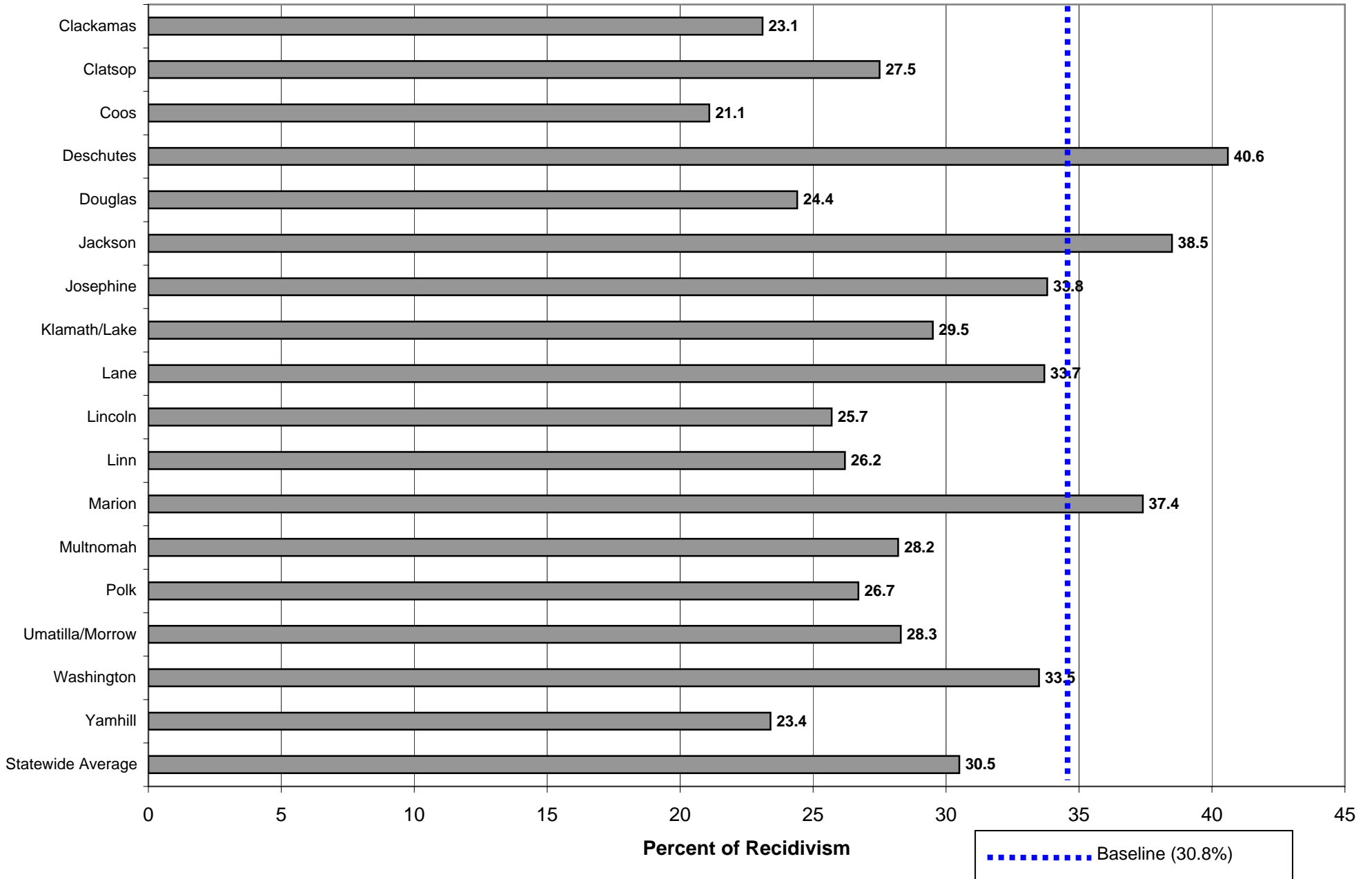


# Statewide Parole/Post-Prison Supervision Recidivism Rates through 2nd Half 2004



■ Recidivism Rate — Baseline Rate (30.8%) - - - Trendline (linear)

# Parole/Post-Prison Supervision Recidivism by County for 2nd Half 2004 (Release Cohort >30)



**OREGON DEPARTMENT OF CORRECTIONS  
 RECIDIVISM OF NEW PAROLEES AND PROBATIONERS  
 Baker - Updated: July 7, 2005**

	PAROLE-PPS			PROBATION		
	Cumulative Percent Convicted of Any Felony After First Release to Parole-PPS			Cumulative Percent Convicted of Any Felony After First Sentence to Felony Probation		
	Percent convicted in ...months			Percent convicted in ...months		
Cohort	12	24	36	12	24	36
2nd/94	0.0	0.0	33.3	0.0	10.0	10.0
1st/95	0.0	0.0	25.0	18.8	22.2	23.5
2nd/95	33.3	33.3	100.0	20.0	29.0	29.0
1st/96	33.3	33.3	40.0	21.4	30.8	30.8
2nd/96	33.3	40.0	45.5	15.4	13.3	28.6
1st/97	0.0	0.0	12.5	22.2	22.2	20.0
2nd/97	0.0	66.7	66.7	5.0	15.8	15.8
1st/98	33.3	33.3	50.0	26.3	41.2	44.4
2nd/98	30.0	30.0	36.4	0.0	0.0	0.0
1st/99	0.0	28.6	22.2	15.4	21.4	33.3
2nd/99	0.0	0.0	0.0	12.5	17.6	17.6
1st/00	0.0	14.3	33.3	13.3	13.3	13.3
2nd/00	0.0	0.0	0.0	7.4	14.8	20.8
1st/01	25.0	25.0	50.0	16.7	18.8	25.0
2nd/01	22.2	22.2	33.3	11.8	18.8	25.0
1st/02	0.0	33.3		22.6	31.3	
2nd/02	0.0	0.0		0.0	3.8	
1st/03	12.5			5.3		
2nd/03	7.7			4.3		

Note: Slight changes from previous reports may occur due to data updating

Parole: Recidivism is defined as the total percentage of a release cohort that was convicted of any felony at any time within the specified number of months following release from prison.

A release cohort is defined as comprising all individuals who were released to parole or PPS during a six month period. It excludes those released from prison following a revocation from parole/PPS. Inmates initially released on temporary or transitional leave are also included as of their parole or PPS date

A county's release cohorts are defined as offenders under the county's supervision at the end of the specified number of months following release from incarceration, plus offenders who committed new felonies within that period.

Probation: Recidivism is defined as the total percentage of an admission cohort that was convicted of any felony at any time within the specified number of months after beginning probation

An admission cohort is defined as comprising all individuals who were sentenced for the first time to felony probation during the same six month period. Some offenders have been sentenced to probation more than once. Each new probation admission is considered a separate case

A county's admission cohorts are defined as offenders under the county's supervision at the end of the specified number of months following admission to probation, plus offenders who committed new felonies within that period.



**OREGON DEPARTMENT OF CORRECTIONS  
 RECIDIVISM OF NEW PAROLEES AND PROBATIONERS  
 Benton - Updated: July 7, 2005**

	PAROLE-PPS			PROBATION		
	Cumulative Percent Convicted of Any Felony After First Release to Parole-PPS			Cumulative Percent Convicted of Any Felony After First Sentence to Felony Probation		
	Percent convicted in ...months			Percent convicted in ...months		
Cohort	12	24	36	12	24	36
2nd/94	23.1	53.8	53.8	11.4	14.3	18.2
1st/95	23.1	53.8	53.8	18.2	26.5	27.5
2nd/95	27.3	45.5	45.5	9.1	24.6	24.1
1st/96	18.8	26.7	40.0	16.1	23.7	25.4
2nd/96	22.2	27.8	27.8	16.3	17.0	23.9
1st/97	6.7	6.3	18.8	4.6	20.0	22.2
2nd/97	16.7	27.3	50.0	13.3	20.5	23.3
1st/98	7.7	15.4	15.4	17.0	23.5	33.3
2nd/98	9.5	19.0	19.0	7.0	17.9	24.5
1st/99	21.1	33.3	40.9	10.7	14.3	19.0
2nd/99	7.1	50.0	50.0	15.6	22.2	25.0
1st/00	9.1	10.0	40.0	13.6	25.0	31.6
2nd/00	7.7	11.1	23.5	24.4	32.5	33.3
1st/01	9.1	21.7	30.4	11.1	18.3	25.7
2nd/01	4.0	16.7	26.1	11.9	18.6	23.4
1st/02	9.5	22.7		10.3	25.0	
2nd/02	24.0	33.3		24.0	28.6	
1st/03	17.4			11.1		
2nd/03	9.5			12.2		

Note: Slight changes from previous reports may occur due to data updating

Parole: Recidivism is defined as the total percentage of a release cohort that was convicted of any felony at any time within the specified number of months following release from prison.

A release cohort is defined as comprising all individuals who were released to parole or PPS during a six month period. It excludes those released from prison following a revocation from parole/PPS. Inmates initially released on temporary or transitional leave are also included as of their parole or PPS date

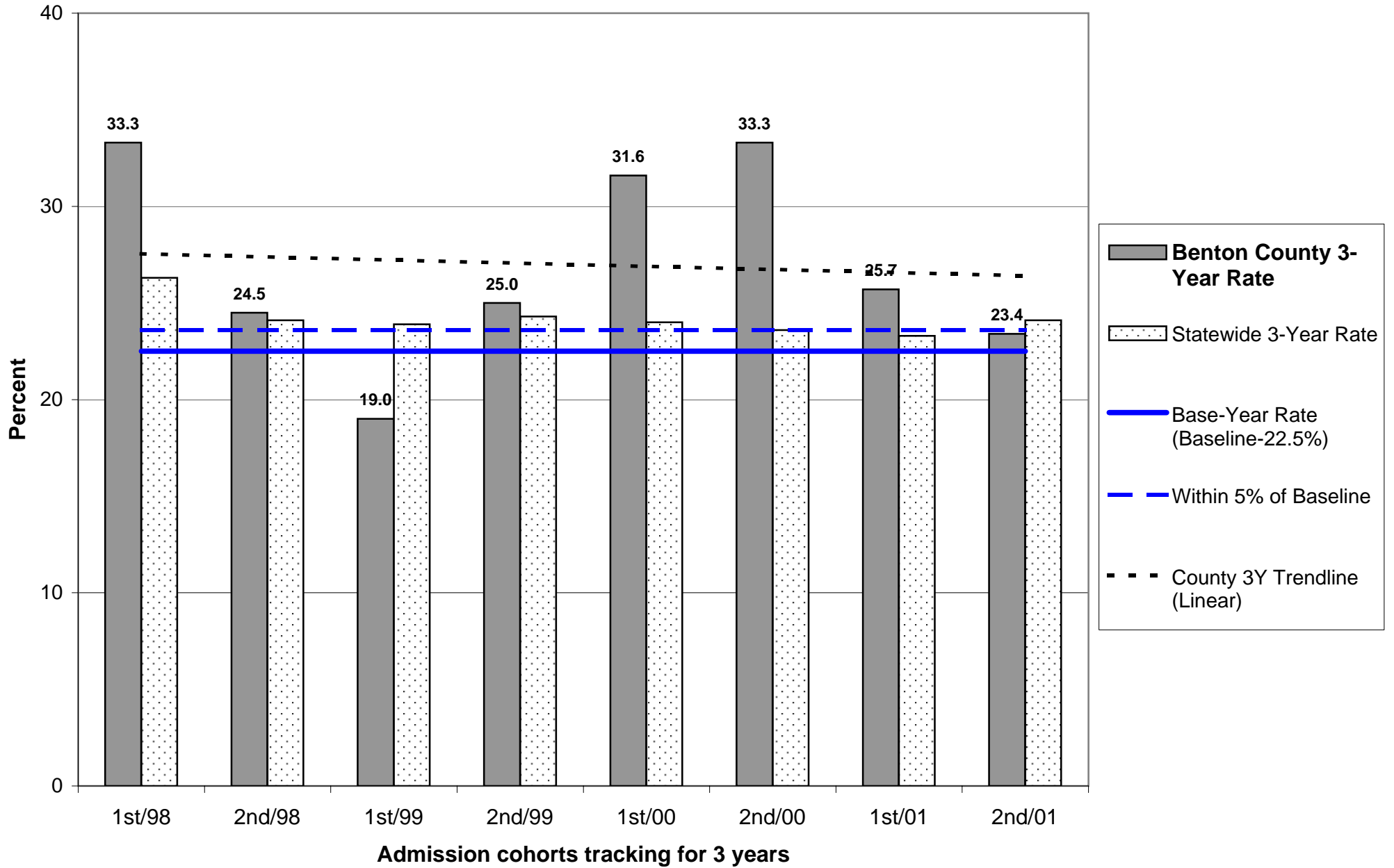
A county's release cohorts are defined as offenders under the county's supervision at the end of the specified number of months following release from incarceration, plus offenders who committed new felonies within that period.

Probation: Recidivism is defined as the total percentage of an admission cohort that was convicted of any felony at any time within the specified number of months after beginning probation

An admission cohort is defined as comprising all individuals who were sentenced for the first time to felony probation during the same six month period. Some offenders have been sentenced to probation more than once. Each new probation admission is considered a separate case

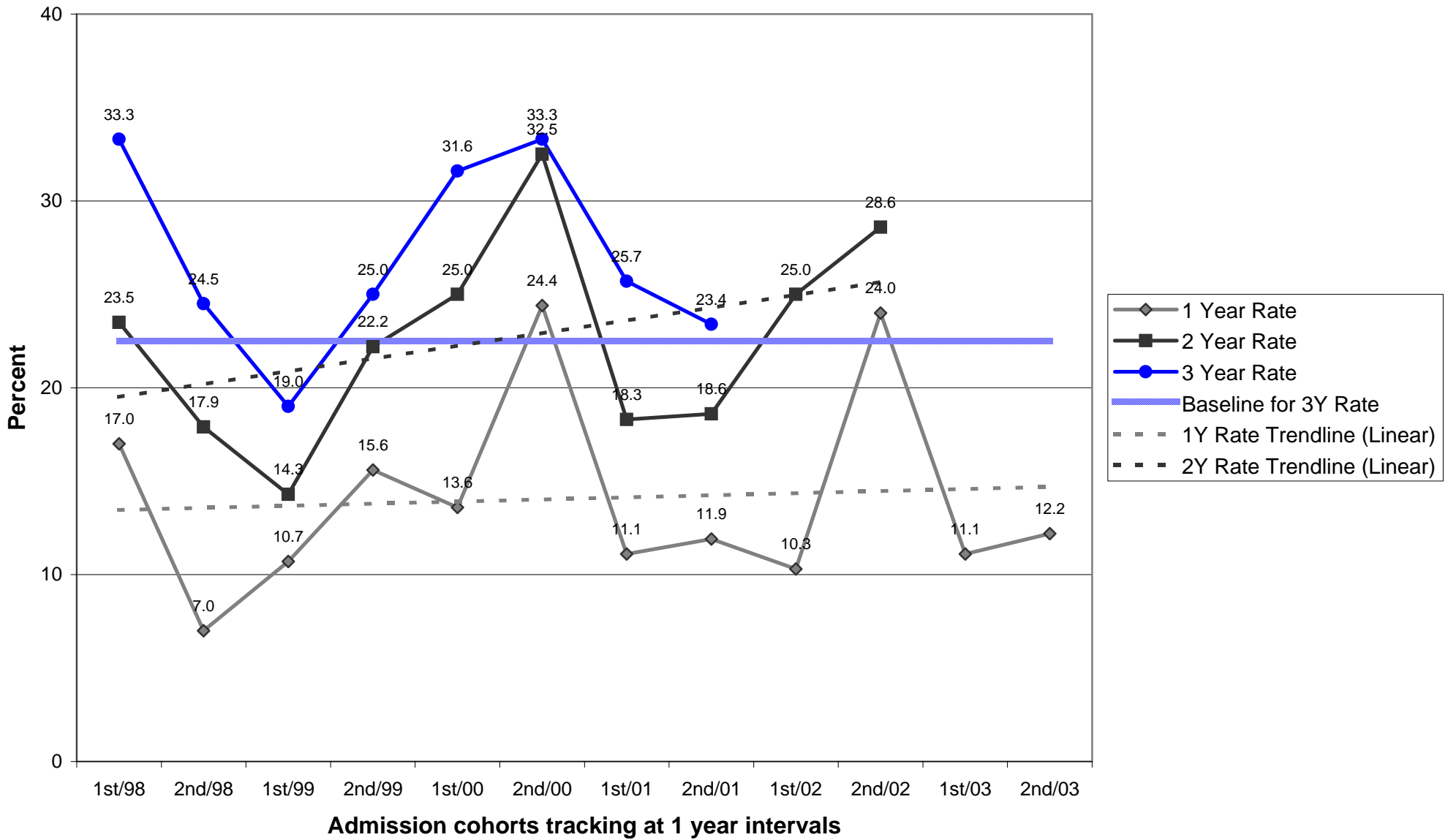
A county's admission cohorts are defined as offenders under the county's supervision at the end of the specified number of months following admission to probation, plus offenders who committed new felonies within that period.

## Probation Recidivism Rates - 2nd Half 2004



# Probation Recidivism Rates - 2nd Half 2004

## Benton County



**OREGON DEPARTMENT OF CORRECTIONS  
 RECIDIVISM OF NEW PAROLEES AND PROBATIONERS  
 Clackamas - Updated: July 7, 2005**

	PAROLE-PPS			PROBATION		
	Cumulative Percent Convicted of Any Felony After First Release to Parole-PPS			Cumulative Percent Convicted of Any Felony After First Sentence to Felony Probation		
	Percent convicted in ...months			Percent convicted in ...months		
Cohort	12	24	36	12	24	36
2nd/94	15.1	16.4	31.5	11.8	18.1	23.0
1st/95	13.6	23.2	28.4	16.6	22.3	24.9
2nd/95	13.3	23.8	34.9	12.2	21.5	24.5
1st/96	11.3	21.6	29.2	10.6	20.8	25.0
2nd/96	14.7	29.0	41.4	8.6	15.1	18.6
1st/97	7.9	17.5	23.7	9.0	14.3	20.0
2nd/97	13.8	25.0	32.7	12.6	17.9	21.6
1st/98	12.0	21.9	31.2	10.3	16.8	21.9
2nd/98	19.0	27.0	32.4	10.7	15.2	18.1
1st/99	10.6	16.3	21.3	12.7	18.5	20.6
2nd/99	12.2	25.2	30.3	10.2	17.1	20.2
1st/00	16.0	19.6	25.3	8.6	14.7	17.5
2nd/00	11.8	17.4	24.1	8.1	15.4	19.2
1st/01	11.9	21.2	27.4	8.8	14.8	18.6
2nd/01	14.1	17.2	23.1	9.4	15.4	21.0
1st/02	9.6	15.6		9.6	18.5	
2nd/02	9.7	20.8		8.6	15.7	
1st/03	16.1			7.1		
2nd/03	10.1			7.9		

Note: Slight changes from previous reports may occur due to data updating

Parole: Recidivism is defined as the total percentage of a release cohort that was convicted of any felony at any time within the specified number of months following release from prison.

A release cohort is defined as comprising all individuals who were released to parole or PPS during a six month period. It excludes those released from prison following a revocation from parole/PPS. Inmates initially released on temporary or transitional leave are also included as of their parole or PPS date

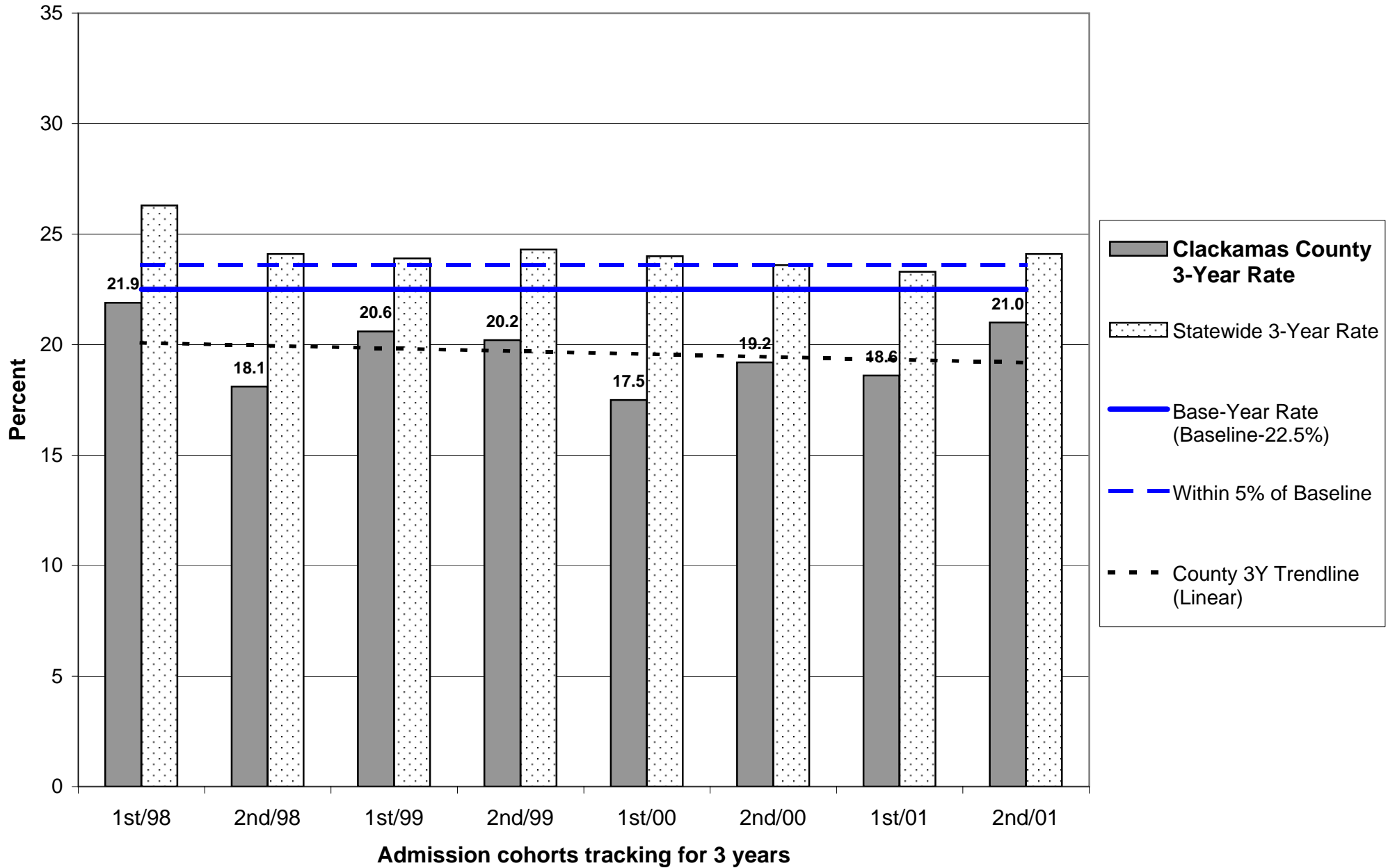
A county's release cohorts are defined as offenders under the county's supervision at the end of the specified number of months following release from incarceration, plus offenders who committed new felonies within that period.

Probation: Recidivism is defined as the total percentage of an admission cohort that was convicted of any felony at any time within the specified number of months after beginning probation

An admission cohort is defined as comprising all individuals who were sentenced for the first time to felony probation during the same six month period. Some offenders have been sentenced to probation more than once. Each new probation admission is considered a separate case

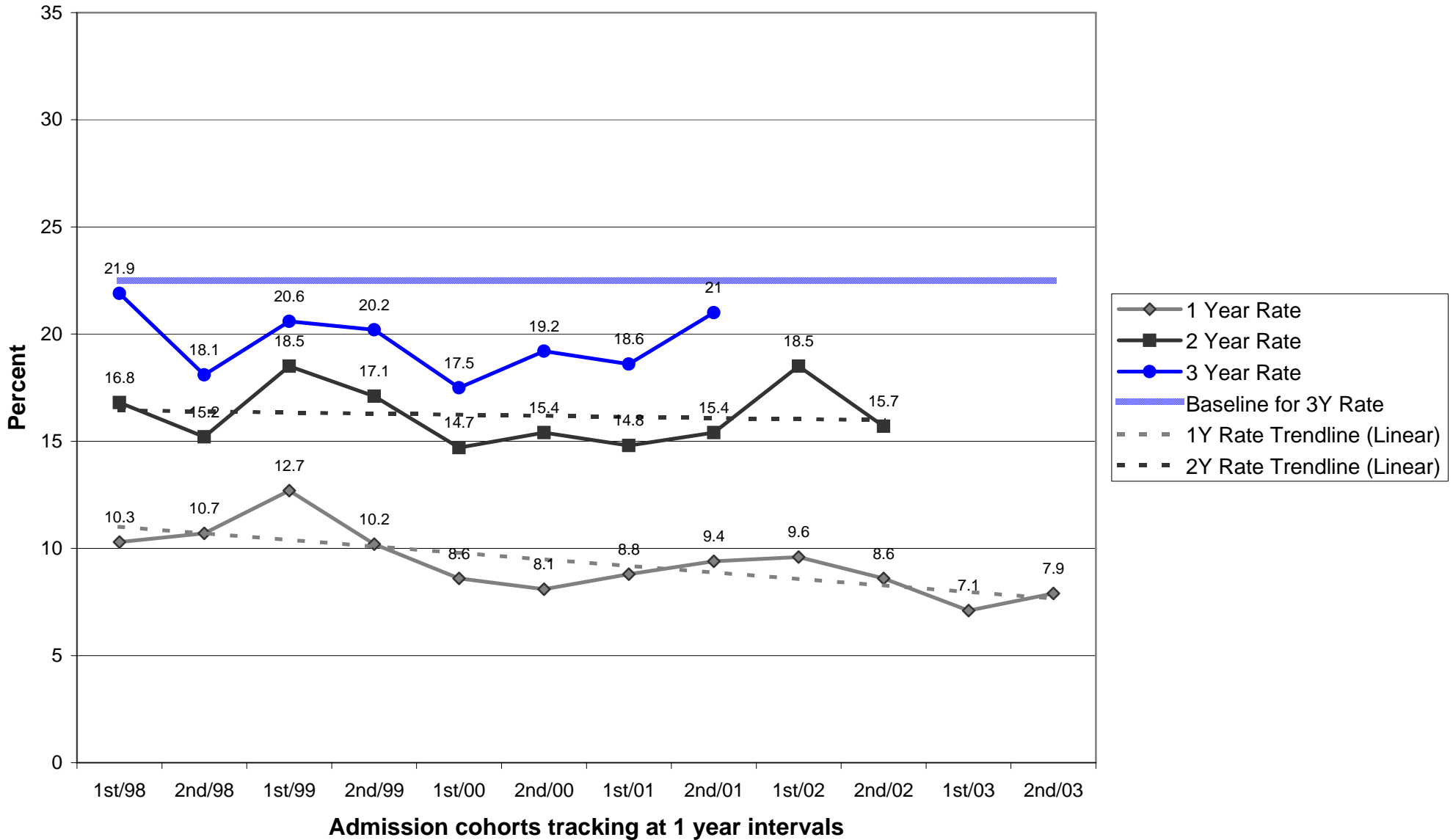
A county's admission cohorts are defined as offenders under the county's supervision at the end of the specified number of months following admission to probation, plus offenders who committed new felonies within that period.

## Probation Recidivism Rates - 2nd Half 2004

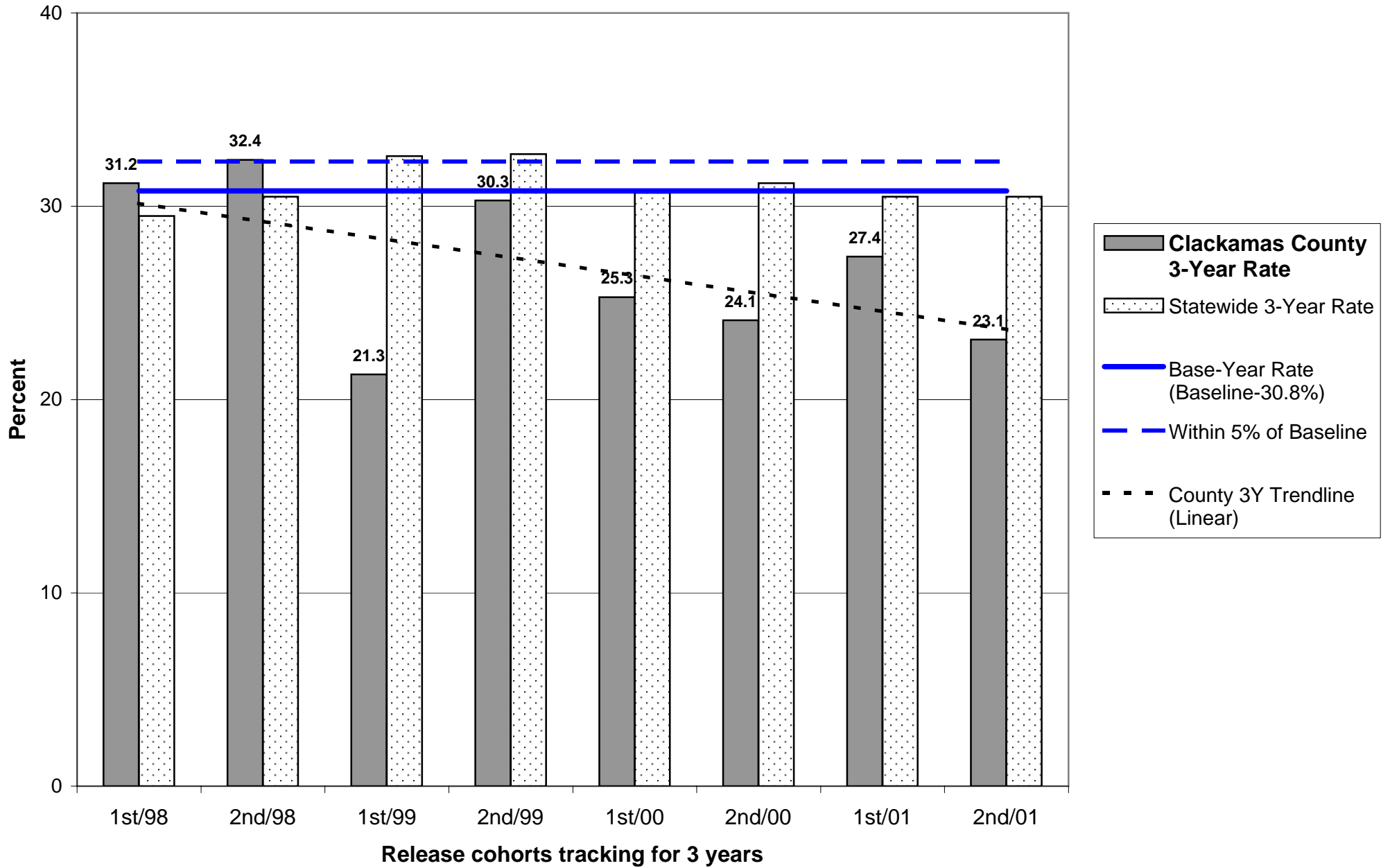


# Probation Recidivism Rates - 2nd Half 2004

## Clackamas County

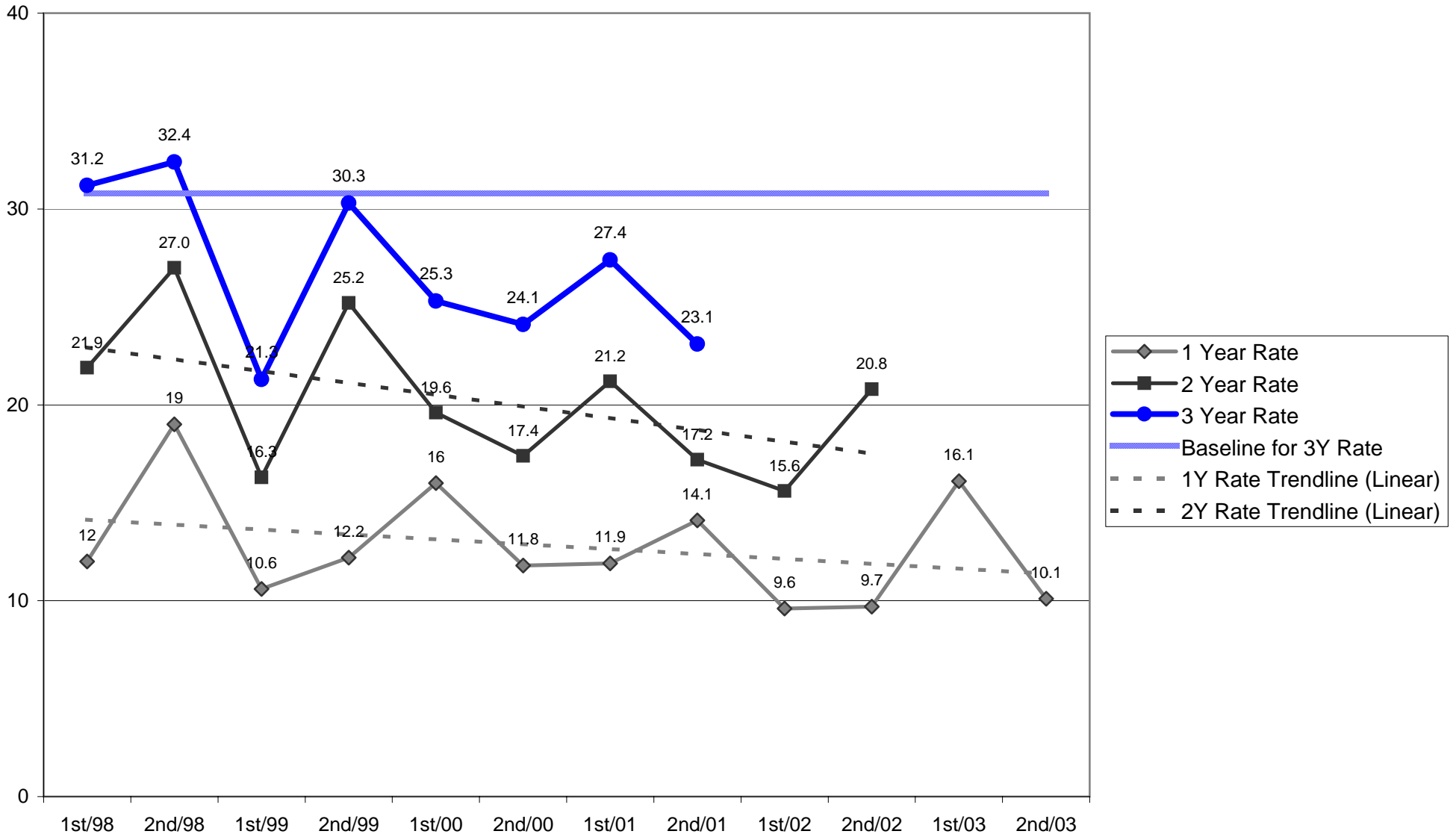


## Parole/Post-Prison Supervision Recidivism Rates - 2nd Half 2004



# Parole/Post-Prison Supervision Recidivism Rates - 2nd Half 2004

## Clackamas County





**OREGON DEPARTMENT OF CORRECTIONS  
 RECIDIVISM OF NEW PAROLEES AND PROBATIONERS  
 Clatsop - Updated: July 7, 2005**

	PAROLE-PPS			PROBATION		
	Cumulative Percent Convicted of Any Felony After First Release to Parole-PPS			Cumulative Percent Convicted of Any Felony After First Sentence to Felony Probation		
	Percent convicted in ...months			Percent convicted in ...months		
Cohort	12	24	36	12	24	36
2nd/94	6.7	21.4	26.7	10.3	21.6	25.6
1st/95	12.5	33.3	44.4	0.0	12.9	16.7
2nd/95	23.5	26.3	33.3	21.6	23.7	27.5
1st/96	12.5	37.5	30.0	8.7	12.8	19.1
2nd/96	14.3	19.0	23.8	14.9	20.8	29.8
1st/97	8.7	12.5	12.5	8.7	22.2	24.4
2nd/97	13.6	28.6	27.3	15.2	22.2	26.7
1st/98	12.5	12.5	25.0	4.0	20.0	24.0
2nd/98	16.7	26.9	34.6	4.4	13.3	22.2
1st/99	14.3	40.0	55.0	5.7	17.3	18.9
2nd/99	14.8	29.6	33.3	6.3	19.6	25.5
1st/00	21.1	31.6	47.4	8.9	17.4	20.5
2nd/00	6.5	19.4	25.8	7.4	13.5	15.1
1st/01	9.7	22.6	32.3	6.6	17.6	20.3
2nd/01	10.3	17.5	27.5	11.9	13.3	15.6
1st/02	0.0	10.0		10.1	15.9	
2nd/02	15.0	14.3		5.7	15.7	
1st/03	11.1			10.9		
2nd/03	17.5			7.4		

Note: Slight changes from previous reports may occur due to data updating

Parole: Recidivism is defined as the total percentage of a release cohort that was convicted of any felony at any time within the specified number of months following release from prison.

A release cohort is defined as comprising all individuals who were released to parole or PPS during a six month period. It excludes those released from prison following a revocation from parole/PPS. Inmates initially released on temporary or transitional leave are also included as of their parole or PPS date

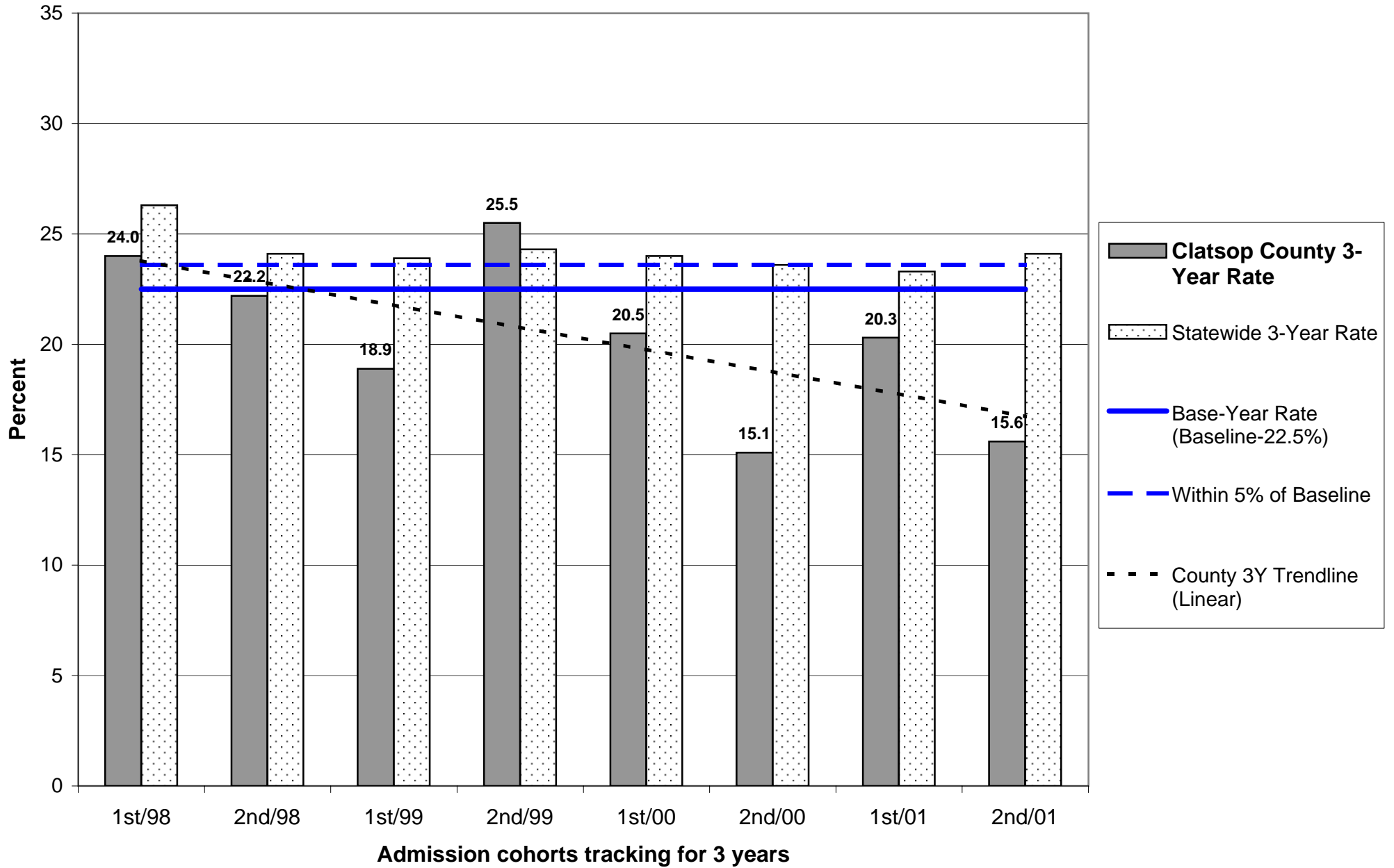
A county's release cohorts are defined as offenders under the county's supervision at the end of the specified number of months following release from incarceration, plus offenders who committed new felonies within that period.

Probation: Recidivism is defined as the total percentage of an admission cohort that was convicted of any felony at any time within the specified number of months after beginning probation

An admission cohort is defined as comprising all individuals who were sentenced for the first time to felony probation during the same six month period. Some offenders have been sentenced to probation more than once. Each new probation admission is considered a separate case

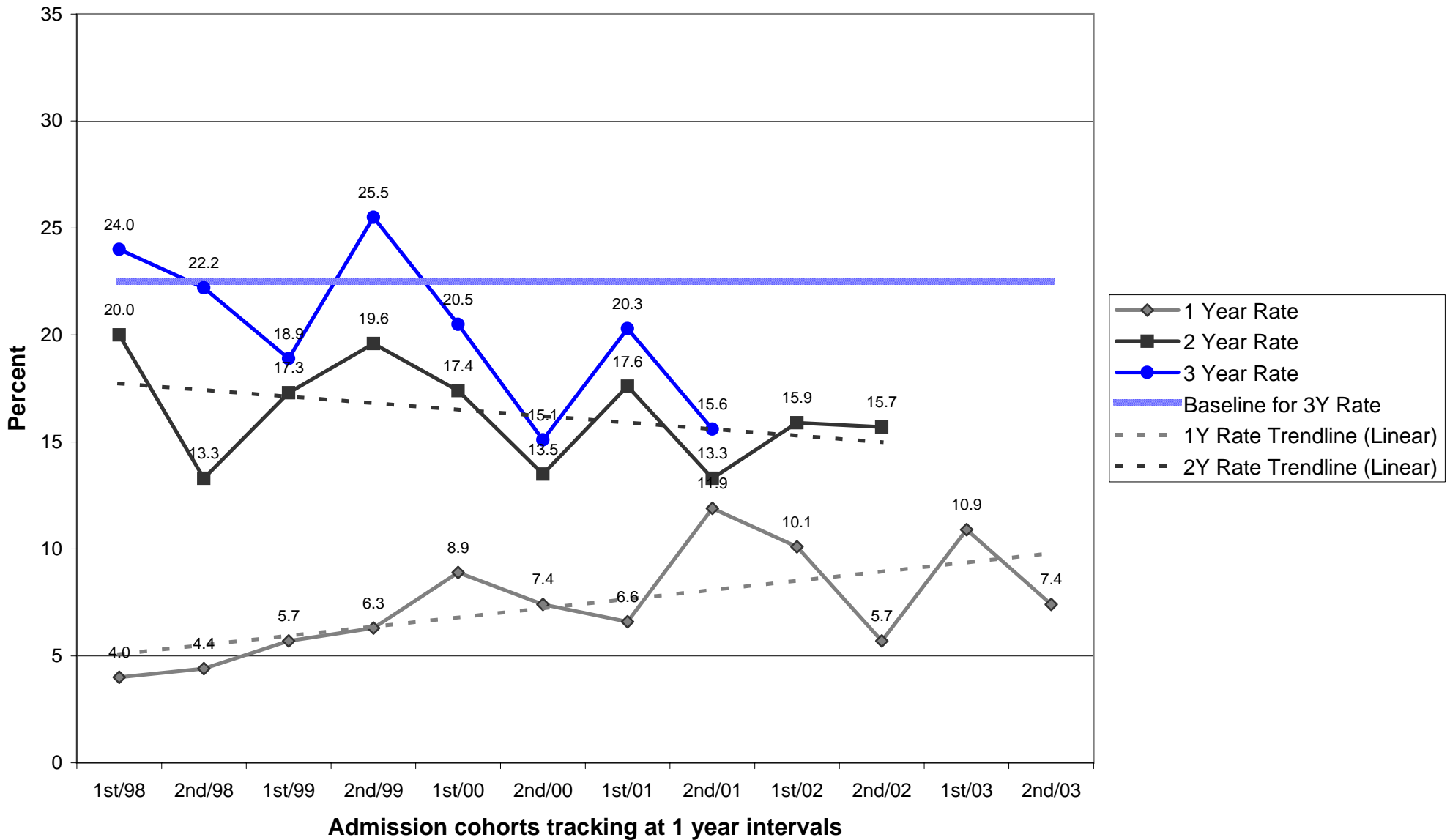
A county's admission cohorts are defined as offenders under the county's supervision at the end of the specified number of months following admission to probation, plus offenders who committed new felonies within that period.

## Probation Recidivism Rates - 2nd Half 2004

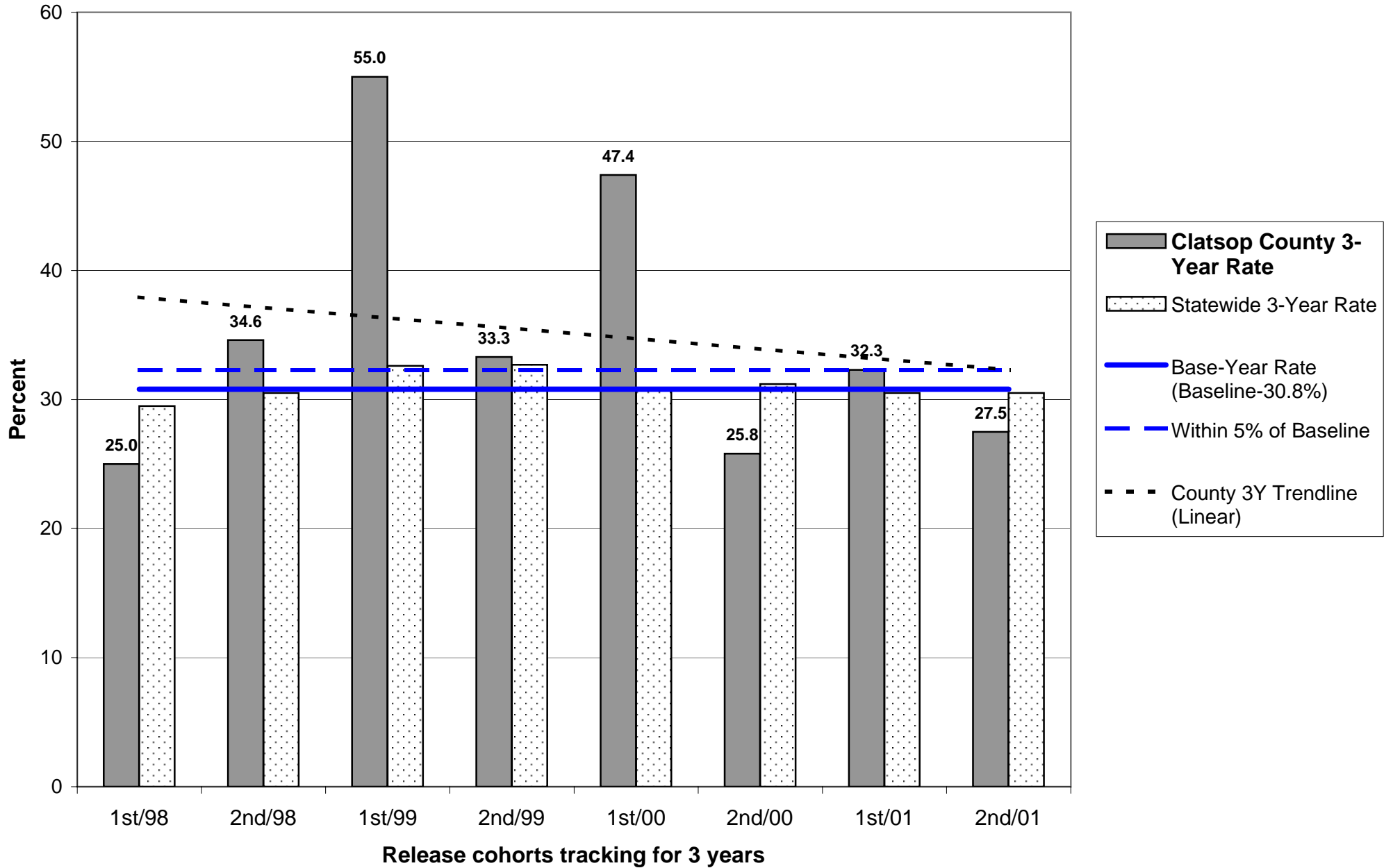


# Probation Recidivism Rates - 2nd Half 2004

## Clatsop County

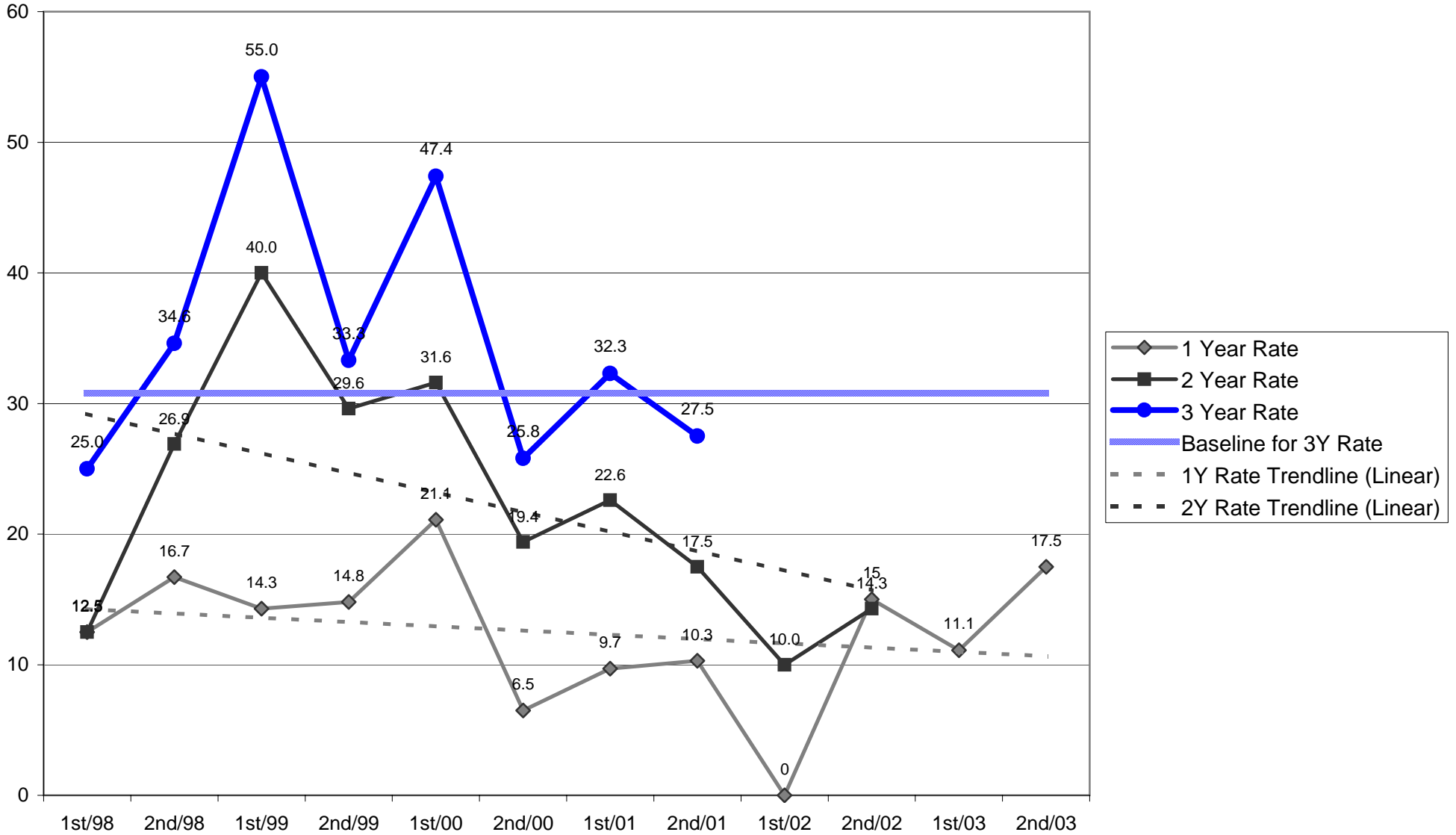


## Parole/Post-Prison Supervision Recidivism Rates - 2nd Half 2004



# Parole/Post-Prison Supervision Recidivism Rates - 2nd Half 2004

## Clatsop County



**OREGON DEPARTMENT OF CORRECTIONS  
 RECIDIVISM OF NEW PAROLEES AND PROBATIONERS  
 Columbia - Updated: July 7, 2005**

	PAROLE-PPS			PROBATION		
	Cumulative Percent Convicted of Any Felony After First Release to Parole-PPS			Cumulative Percent Convicted of Any Felony After First Sentence to Felony Probation		
	Percent convicted in ...months			Percent convicted in ...months		
Cohort	12	24	36	12	24	36
2nd/94	0.0	25.0	23.1	15.8	25.0	26.8
1st/95	0.0	30.0	27.3	15.2	23.9	25.5
2nd/95	19.0	38.1	38.1	5.3	5.7	8.8
1st/96	23.1	23.1	30.8	3.8	7.4	9.1
2nd/96	12.5	13.3	26.7	3.3	10.2	15.0
1st/97	9.1	9.1	18.2	3.2	16.1	23.3
2nd/97	13.3	18.8	29.4	3.8	17.0	16.7
1st/98	4.0	7.7	11.5	7.3	14.3	26.2
2nd/98	8.3	16.0	29.2	13.3	21.7	21.3
1st/99	27.3	41.7	45.5	13.4	15.7	21.4
2nd/99	15.2	20.6	24.2	2.4	5.1	7.5
1st/00	13.6	16.7	26.1	1.5	12.1	13.6
2nd/00	13.6	21.7	30.4	6.3	12.5	17.0
1st/01	12.0	20.0	37.5	13.5	17.3	22.0
2nd/01	7.1	13.8	31.0	10.0	16.1	25.9
1st/02	12.5	12.0		3.5	11.1	
2nd/02	9.4	23.5		17.5	21.1	
1st/03	14.3			13.5		
2nd/03	8.8			6.5		

Note: Slight changes from previous reports may occur due to data updating

Parole: Recidivism is defined as the total percentage of a release cohort that was convicted of any felony at any time within the specified number of months following release from prison.

A release cohort is defined as comprising all individuals who were released to parole or PPS during a six month period. It excludes those released from prison following a revocation from parole/PPS. Inmates initially released on temporary or transitional leave are also included as of their parole or PPS date

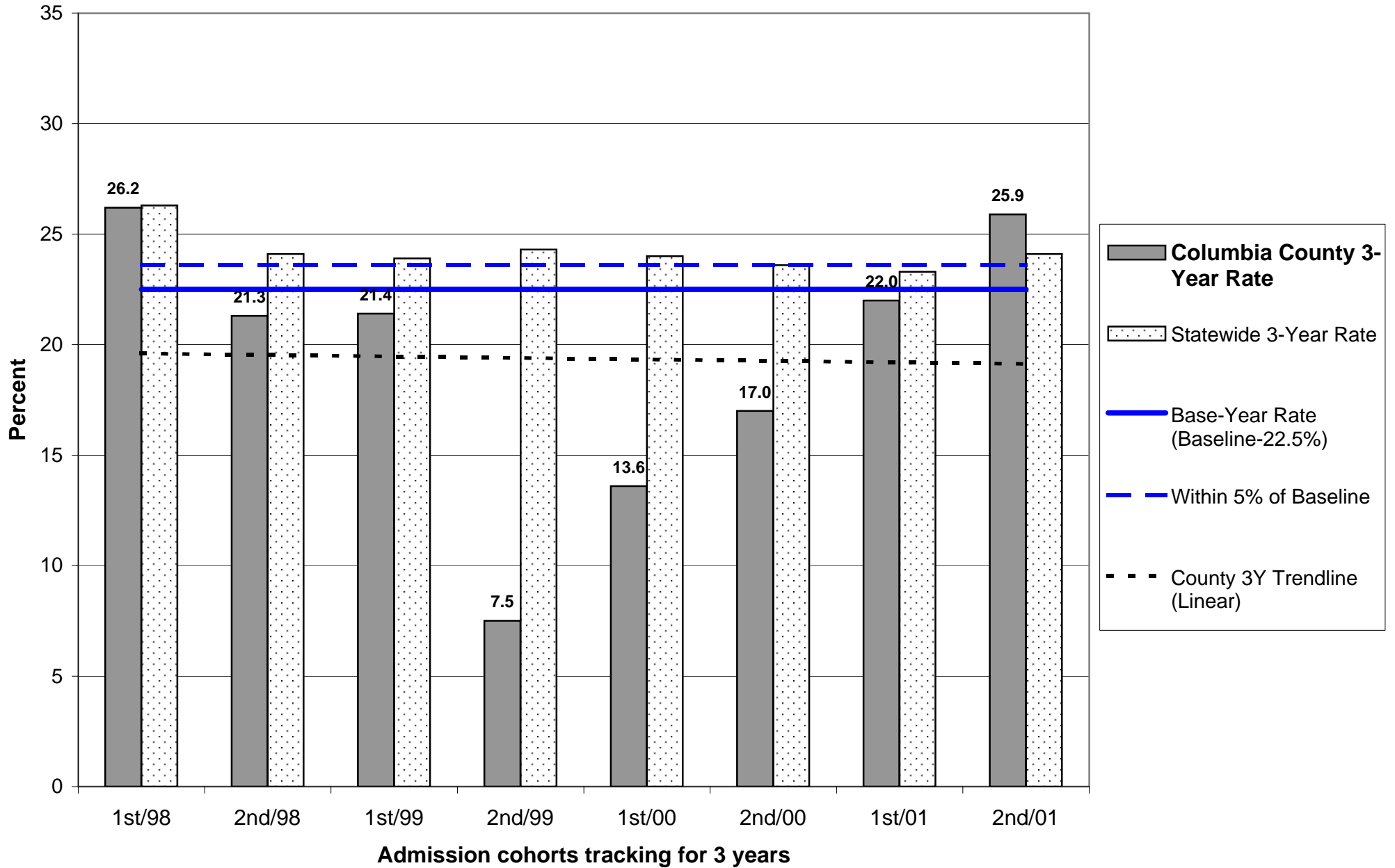
A county's release cohorts are defined as offenders under the county's supervision at the end of the specified number of months following release from incarceration, plus offenders who committed new felonies within that period.

Probation: Recidivism is defined as the total percentage of an admission cohort that was convicted of any felony at any time within the specified number of months after beginning probation

An admission cohort is defined as comprising all individuals who were sentenced for the first time to felony probation during the same six month period. Some offenders have been sentenced to probation more than once. Each new probation admission is considered a separate case

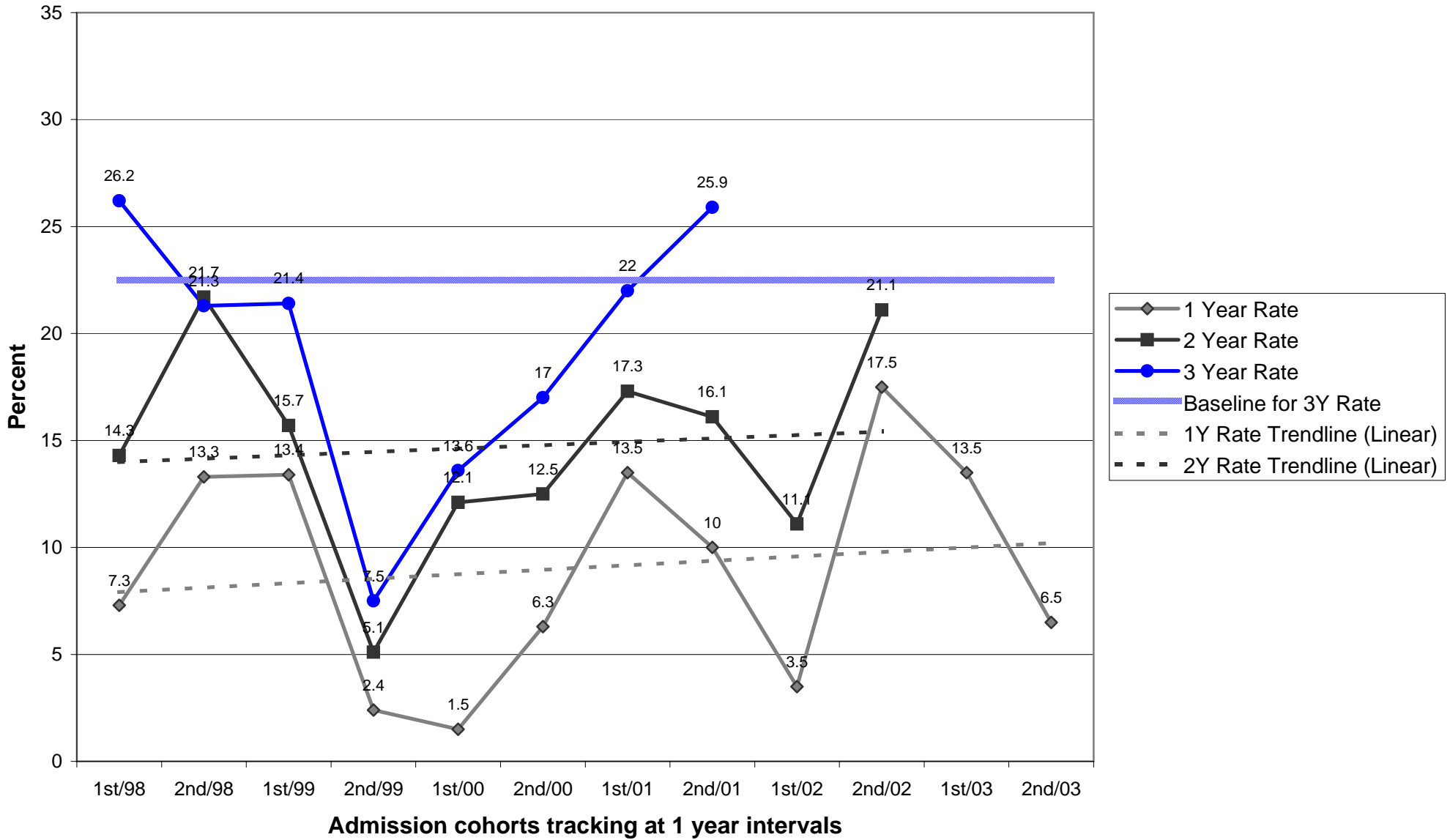
A county's admission cohorts are defined as offenders under the county's supervision at the end of the specified number of months following admission to probation, plus offenders who committed new felonies within that period.

## Probation Recidivism Rates - 2nd Half 2004



# Probation Recidivism Rates - 2nd Half 2004

## Columbia County





**OREGON DEPARTMENT OF CORRECTIONS  
 RECIDIVISM OF NEW PAROLEES AND PROBATIONERS  
 Coos - Updated: July 7, 2005**

	PAROLE-PPS			PROBATION		
	Cumulative Percent Convicted of Any Felony After First Release to Parole-PPS			Cumulative Percent Convicted of Any Felony After First Sentence to Felony Probation		
	Percent convicted in ...months			Percent convicted in ...months		
Cohort	12	24	36	12	24	36
2nd/94	11.4	14.3	34.3	10.1	18.3	21.0
1st/95	17.8	22.7	25.6	12.6	20.5	25.2
2nd/95	6.1	18.2	37.5	11.2	16.7	22.9
1st/96	18.2	36.4	42.4	8.0	15.8	18.4
2nd/96	19.5	27.9	32.6	11.9	18.1	28.0
1st/97	7.3	17.5	31.6	14.1	20.5	23.2
2nd/97	7.1	9.3	14.6	8.8	15.3	22.9
1st/98	9.8	16.7	21.4	13.2	22.3	25.6
2nd/98	9.4	27.5	31.4	8.8	12.1	18.1
1st/99	6.5	16.7	23.3	8.4	13.8	19.2
2nd/99	4.8	12.2	22.0	9.7	12.8	16.1
1st/00	11.4	26.7	35.7	7.9	12.0	15.3
2nd/00	4.3	10.6	12.8	11.4	19.8	21.8
1st/01	9.1	15.6	21.3	9.5	15.1	17.8
2nd/01	10.0	18.4	21.1	14.3	20.0	21.5
1st/02	1.8	15.8		7.3	12.3	
2nd/02	2.9	6.1		14.5	22.6	
1st/03	9.6			9.5		
2nd/03	8.8			7.8		

Note: Slight changes from previous reports may occur due to data updating

Parole: Recidivism is defined as the total percentage of a release cohort that was convicted of any felony at any time within the specified number of months following release from prison.

A release cohort is defined as comprising all individuals who were released to parole or PPS during a six month period. It excludes those released from prison following a revocation from parole/PPS. Inmates initially released on temporary or transitional leave are also included as of their parole or PPS date

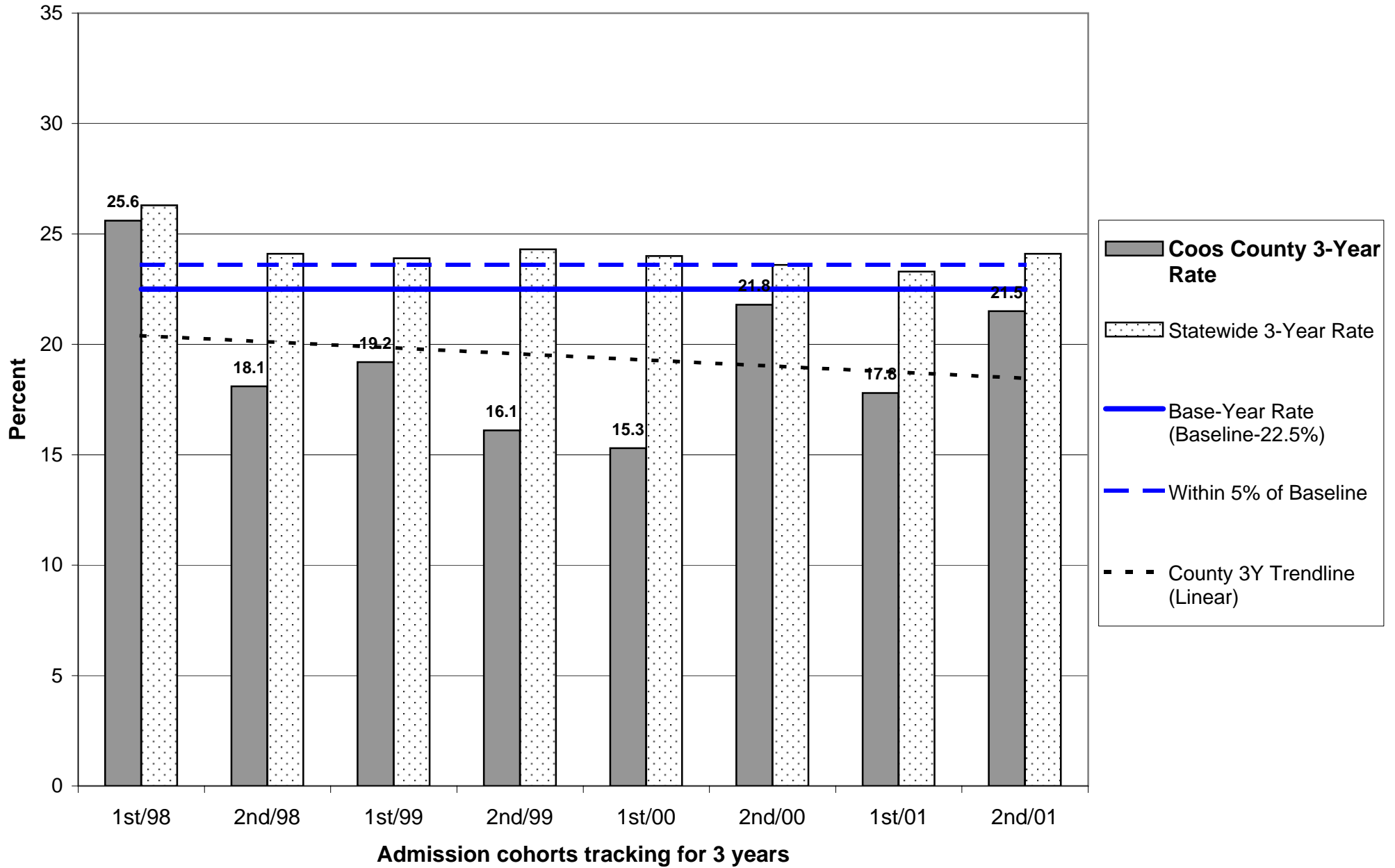
A county's release cohorts are defined as offenders under the county's supervision at the end of the specified number of months following release from incarceration, plus offenders who committed new felonies within that period.

Probation: Recidivism is defined as the total percentage of an admission cohort that was convicted of any felony at any time within the specified number of months after beginning probation

An admission cohort is defined as comprising all individuals who were sentenced for the first time to felony probation during the same six month period. Some offenders have been sentenced to probation more than once. Each new probation admission is considered a separate case

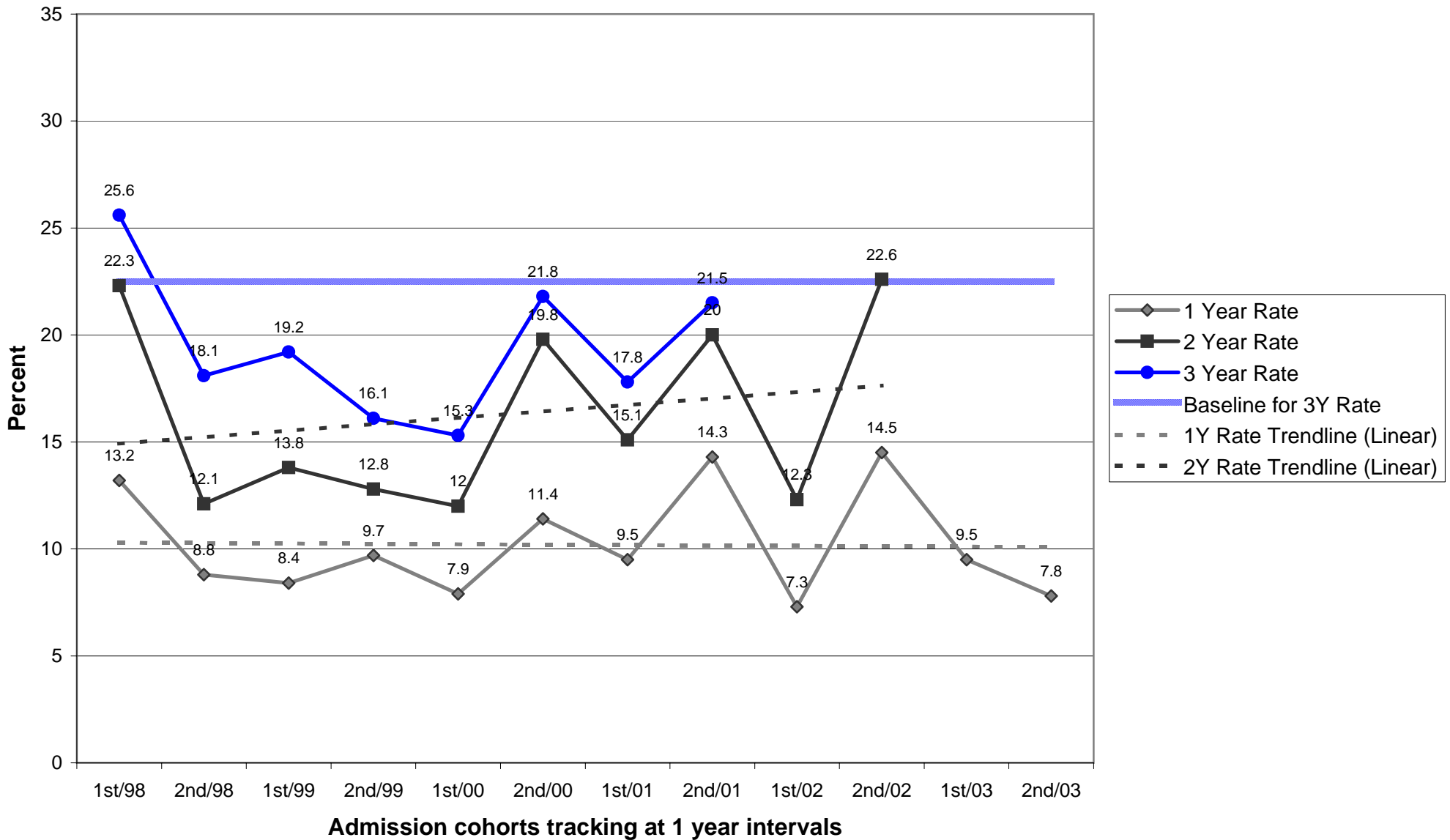
A county's admission cohorts are defined as offenders under the county's supervision at the end of the specified number of months following admission to probation, plus offenders who committed new felonies within that period.

## Probation Recidivism Rates - 2nd Half 2004

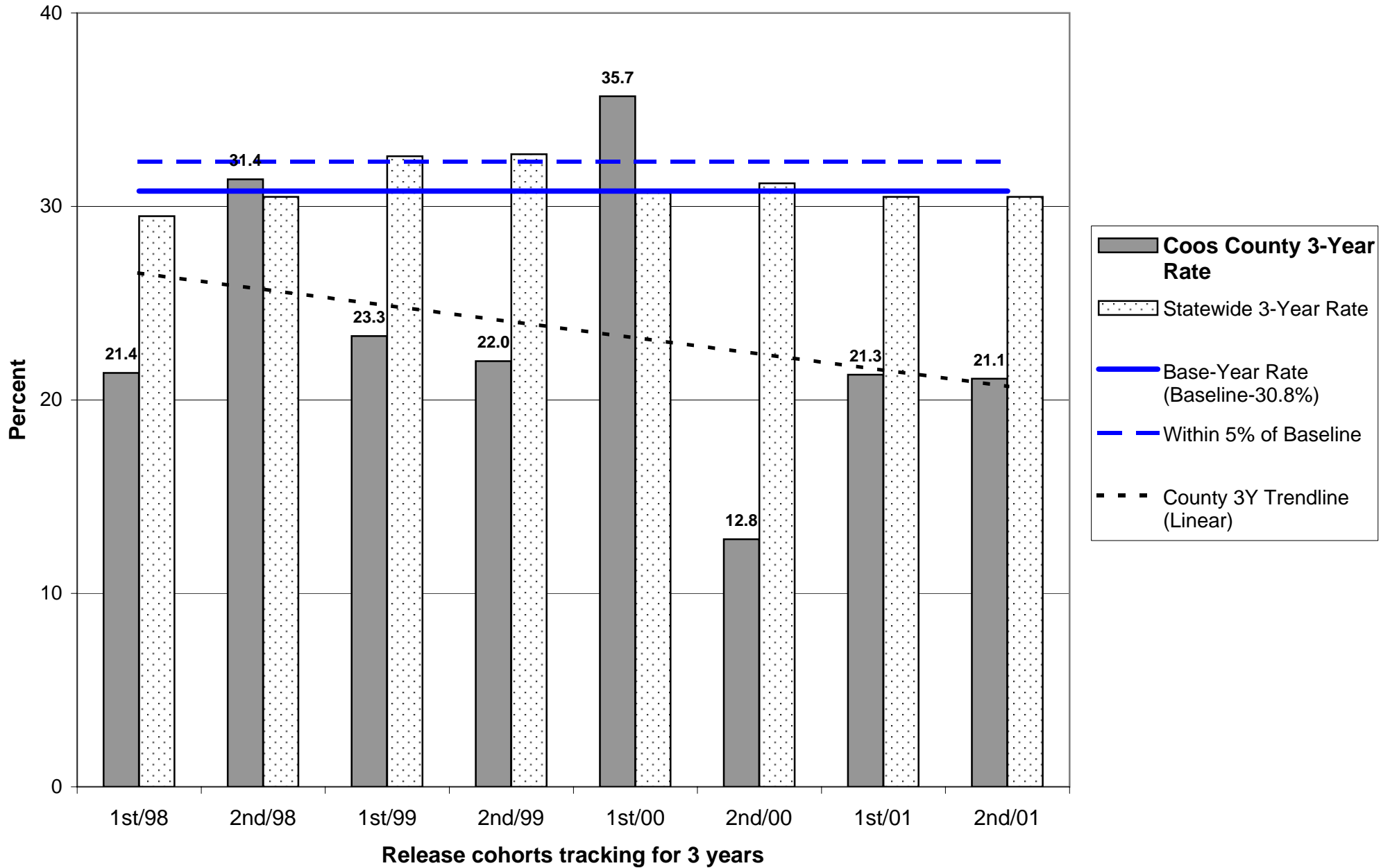


# Probation Recidivism Rates - 2nd Half 2004

## Coos County

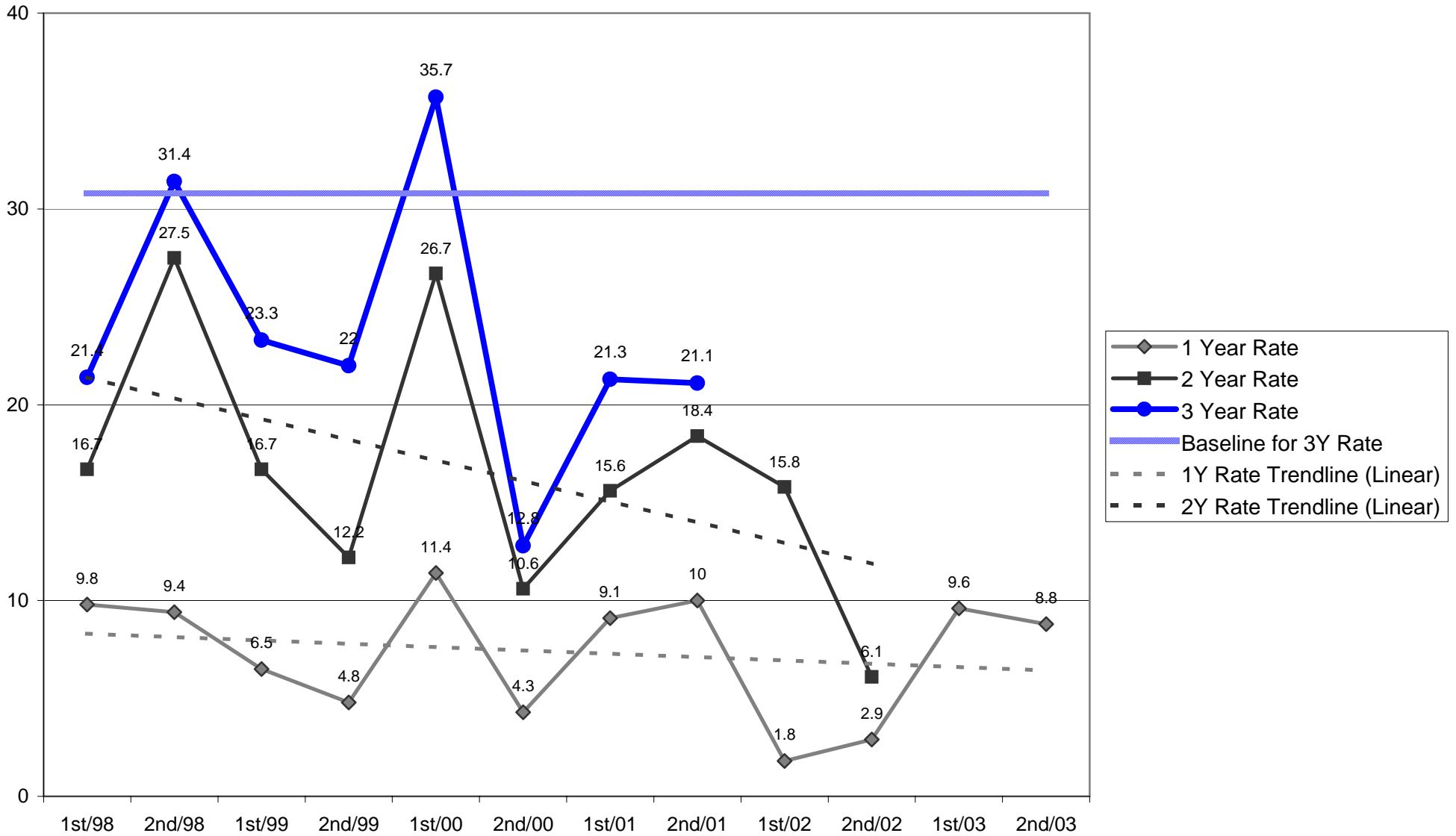


## Parole/Post-Prison Supervision Recidivism Rates - 2nd Half 2004



# Parole/Post-Prison Supervision Recidivism Rates - 2nd Half 2004

## Coos County



**OREGON DEPARTMENT OF CORRECTIONS  
 RECIDIVISM OF NEW PAROLEES AND PROBATIONERS  
 Crook - Updated: July 7, 2005**

	PAROLE-PPS			PROBATION		
	Cumulative Percent Convicted of Any Felony After First Release to Parole-PPS			Cumulative Percent Convicted of Any Felony After First Sentence to Felony Probation		
	Percent convicted in ...months			Percent convicted in ...months		
Cohort	12	24	36	12	24	36
2nd/94	100.0	50.0	50.0	19.4	32.3	33.3
1st/95	0.0	0.0	14.3	22.2	36.0	34.6
2nd/95	8.3	36.4	60.0	20.0	28.6	33.3
1st/96	11.1	12.5	25.0	16.1	25.0	30.0
2nd/96	21.4	35.7	53.3	5.0	19.0	33.3
1st/97	20.0	33.3	33.3	18.8	23.1	28.6
2nd/97	18.2	27.3	45.5	20.0	27.8	26.3
1st/98	16.7	40.0	45.5	7.7	16.0	15.4
2nd/98	14.3	14.3	14.3	37.0	38.7	46.9
1st/99	0.0	0.0	0.0	2.9	11.4	18.9
2nd/99	0.0	36.4	40.0	14.7	24.2	29.4
1st/00	6.7	33.3	50.0	10.0	13.0	21.7
2nd/00	0.0	16.7	25.0	6.3	6.7	6.7
1st/01	6.3	6.7	25.0	10.8	12.8	17.1
2nd/01	0.0	8.3	7.7	13.0	12.5	16.7
1st/02	14.3	35.7		8.0	41.4	
2nd/02	14.3	23.1		11.1	15.4	
1st/03	14.3			9.1		
2nd/03	28.6			15.4		

Note: Slight changes from previous reports may occur due to data updating

Parole: Recidivism is defined as the total percentage of a release cohort that was convicted of any felony at any time within the specified number of months following release from prison.

A release cohort is defined as comprising all individuals who were released to parole or PPS during a six month period. It excludes those released from prison following a revocation from parole/PPS. Inmates initially released on temporary or transitional leave are also included as of their parole or PPS date

A county's release cohorts are defined as offenders under the county's supervision at the end of the specified number of months following release from incarceration, plus offenders who committed new felonies within that period.

Probation: Recidivism is defined as the total percentage of an admission cohort that was convicted of any felony at any time within the specified number of months after beginning probation

An admission cohort is defined as comprising all individuals who were sentenced for the first time to felony probation during the same six month period. Some offenders have been sentenced to probation more than once. Each new probation admission is considered a separate case

A county's admission cohorts are defined as offenders under the county's supervision at the end of the specified number of months following admission to probation, plus offenders who committed new felonies within that period.

**OREGON DEPARTMENT OF CORRECTIONS  
 RECIDIVISM OF NEW PAROLEES AND PROBATIONERS  
 Curry - Updated: July 7, 2005**

Cohort	PAROLE-PPS			PROBATION		
	Cumulative Percent Convicted of Any Felony After First Release to Parole-PPS			Cumulative Percent Convicted of Any Felony After First Sentence to Felony Probation		
	Percent convicted in ...months			Percent convicted in ...months		
	12	24	36	12	24	36
2nd/94	0.0	0.0	40.0	13.3	16.7	24.1
1st/95	14.3	42.9	42.9	12.5	16.7	22.9
2nd/95	0.0	33.3	25.0	11.1	15.2	17.6
1st/96	0.0	16.7	16.7	11.9	21.4	25.0
2nd/96	0.0	0.0	0.0	18.8	27.3	30.3
1st/97	0.0	28.6	28.6	10.2	16.7	18.8
2nd/97	12.5	25.0	25.0	11.1	17.2	20.7
1st/98	0.0	0.0	0.0	11.1	16.7	19.7
2nd/98	0.0	0.0	16.7	13.0	17.8	22.2
1st/99	10.0	20.0	22.2	6.9	20.7	24.1
2nd/99	7.1	14.3	14.3	11.1	16.0	18.5
1st/00	6.3	12.5	12.5	11.9	12.2	22.7
2nd/00	0.0	0.0	0.0	7.7	14.8	15.4
1st/01	26.7	28.6	40.0	15.8	20.0	26.3
2nd/01	6.7	35.7	35.7	7.1	7.1	14.3
1st/02	14.3	14.3		12.3	16.1	
2nd/02	0.0	12.5		17.2	21.4	
1st/03	14.3			7.1		
2nd/03	10.0			15.6		

Note: Slight changes from previous reports may occur due to data updating

Parole: Recidivism is defined as the total percentage of a release cohort that was convicted of any felony at any time within the specified number of months following release from prison.

A release cohort is defined as comprising all individuals who were released to parole or PPS during a six month period. It excludes those released from prison following a revocation from parole/PPS. Inmates initially released on temporary or transitional leave are also included as of their parole or PPS date

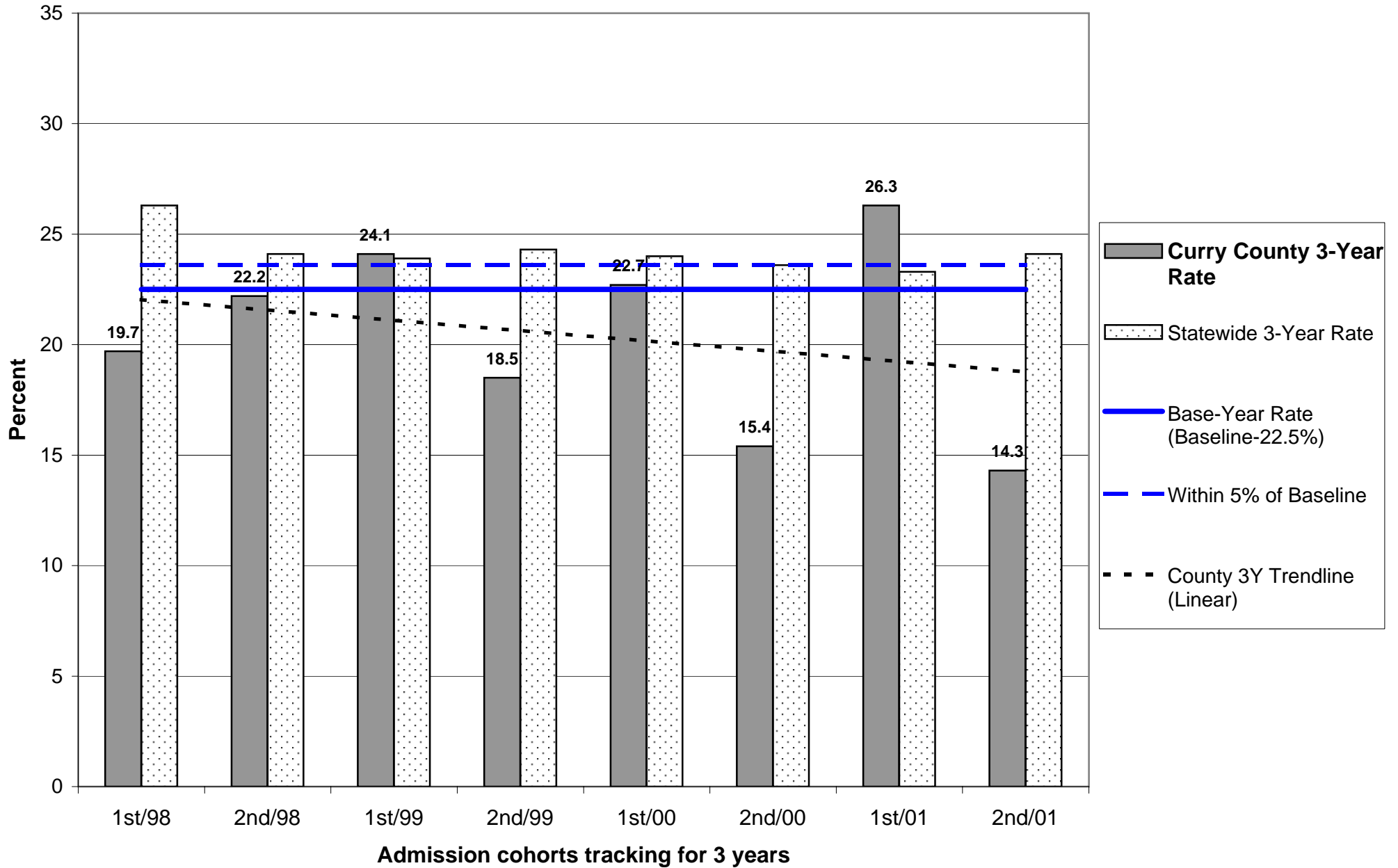
A county's release cohorts are defined as offenders under the county's supervision at the end of the specified number of months following release from incarceration, plus offenders who committed new felonies within that period.

Probation: Recidivism is defined as the total percentage of an admission cohort that was convicted of any felony at any time within the specified number of months after beginning probation

An admission cohort is defined as comprising all individuals who were sentenced for the first time to felony probation during the same six month period. Some offenders have been sentenced to probation more than once. Each new probation admission is considered a separate case

A county's admission cohorts are defined as offenders under the county's supervision at the end of the specified number of months following admission to probation, plus offenders who committed new felonies within that period.

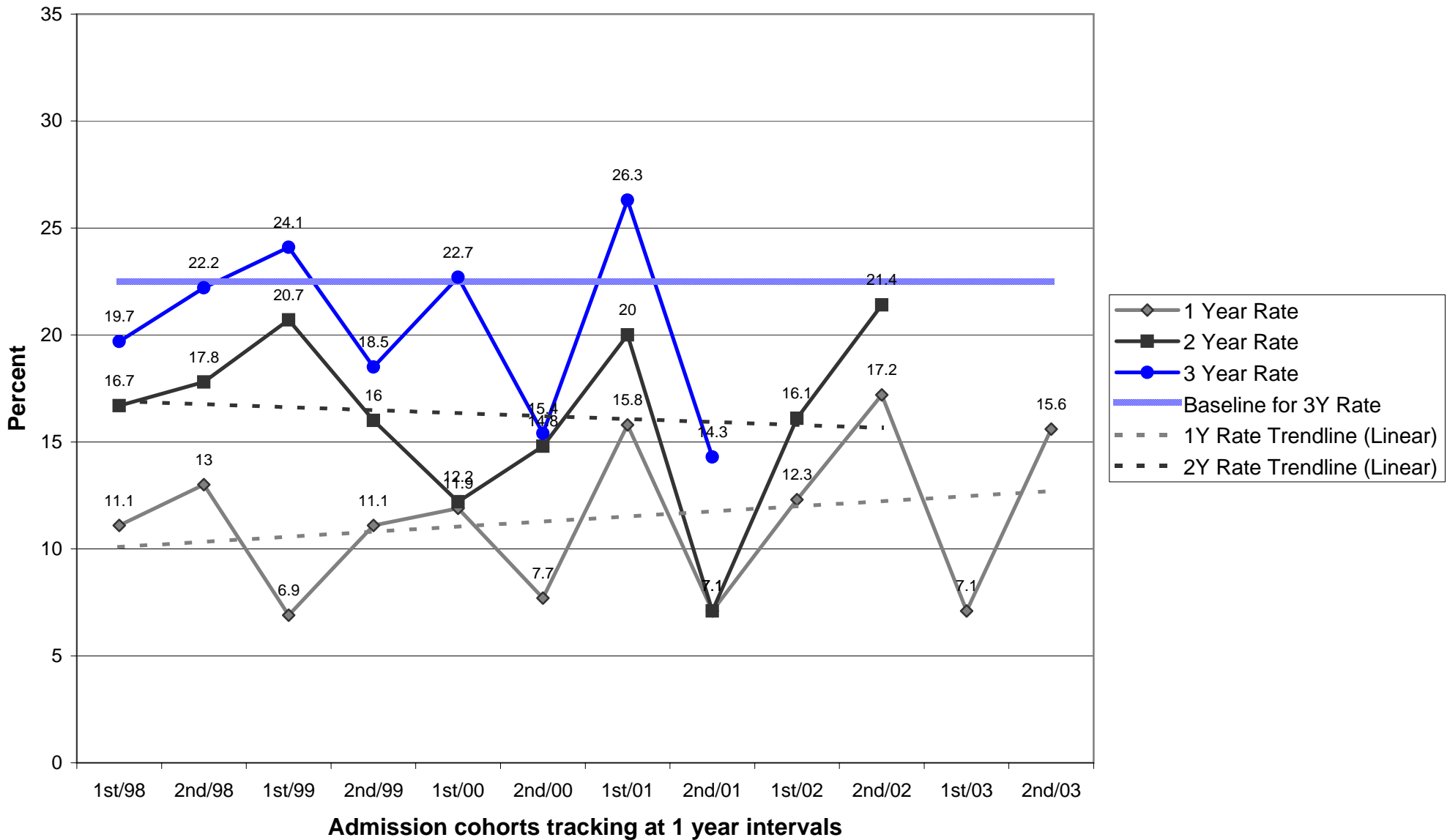
## Probation Recidivism Rates - 2nd Half 2004





# Probation Recidivism Rates - 2nd Half 2004

## Curry County



**OREGON DEPARTMENT OF CORRECTIONS  
 RECIDIVISM OF NEW PAROLEES AND PROBATIONERS  
 Deschutes - Updated: July 7, 2005**

	PAROLE-PPS			PROBATION		
	Cumulative Percent Convicted of Any Felony After First Release to Parole-PPS			Cumulative Percent Convicted of Any Felony After First Sentence to Felony Probation		
	Percent convicted in ...months			Percent convicted in ...months		
Cohort	12	24	36	12	24	36
2nd/94	8.8	20.0	25.0	11.2	23.6	28.2
1st/95	6.8	20.8	26.5	19.3	24.1	28.2
2nd/95	23.1	28.9	31.6	14.8	22.0	30.6
1st/96	8.0	21.6	26.4	8.2	14.9	24.8
2nd/96	12.2	34.1	35.7	14.5	22.7	27.7
1st/97	11.9	30.4	36.6	10.1	14.8	22.9
2nd/97	16.3	29.5	37.8	15.4	24.2	25.3
1st/98	23.2	34.2	43.8	9.3	18.4	24.1
2nd/98	23.0	26.7	38.3	14.8	23.8	27.0
1st/99	12.0	24.7	31.6	11.9	18.2	22.7
2nd/99	15.7	24.7	31.5	11.7	22.1	28.4
1st/00	7.7	20.5	23.1	9.1	20.5	24.4
2nd/00	18.3	27.5	33.8	12.8	19.0	23.8
1st/01	15.7	29.2	32.2	14.1	23.7	30.1
2nd/01	10.1	24.0	40.6	15.3	26.1	30.3
1st/02	19.4	31.2		14.4	24.3	
2nd/02	12.7	26.7		15.4	24.6	
1st/03	24.7			12.9		
2nd/03	15.1			13.0		

Note: Slight changes from previous reports may occur due to data updating

Parole: Recidivism is defined as the total percentage of a release cohort that was convicted of any felony at any time within the specified number of months following release from prison.

A release cohort is defined as comprising all individuals who were released to parole or PPS during a six month period. It excludes those released from prison following a revocation from parole/PPS. Inmates initially released on temporary or transitional leave are also included as of their parole or PPS date

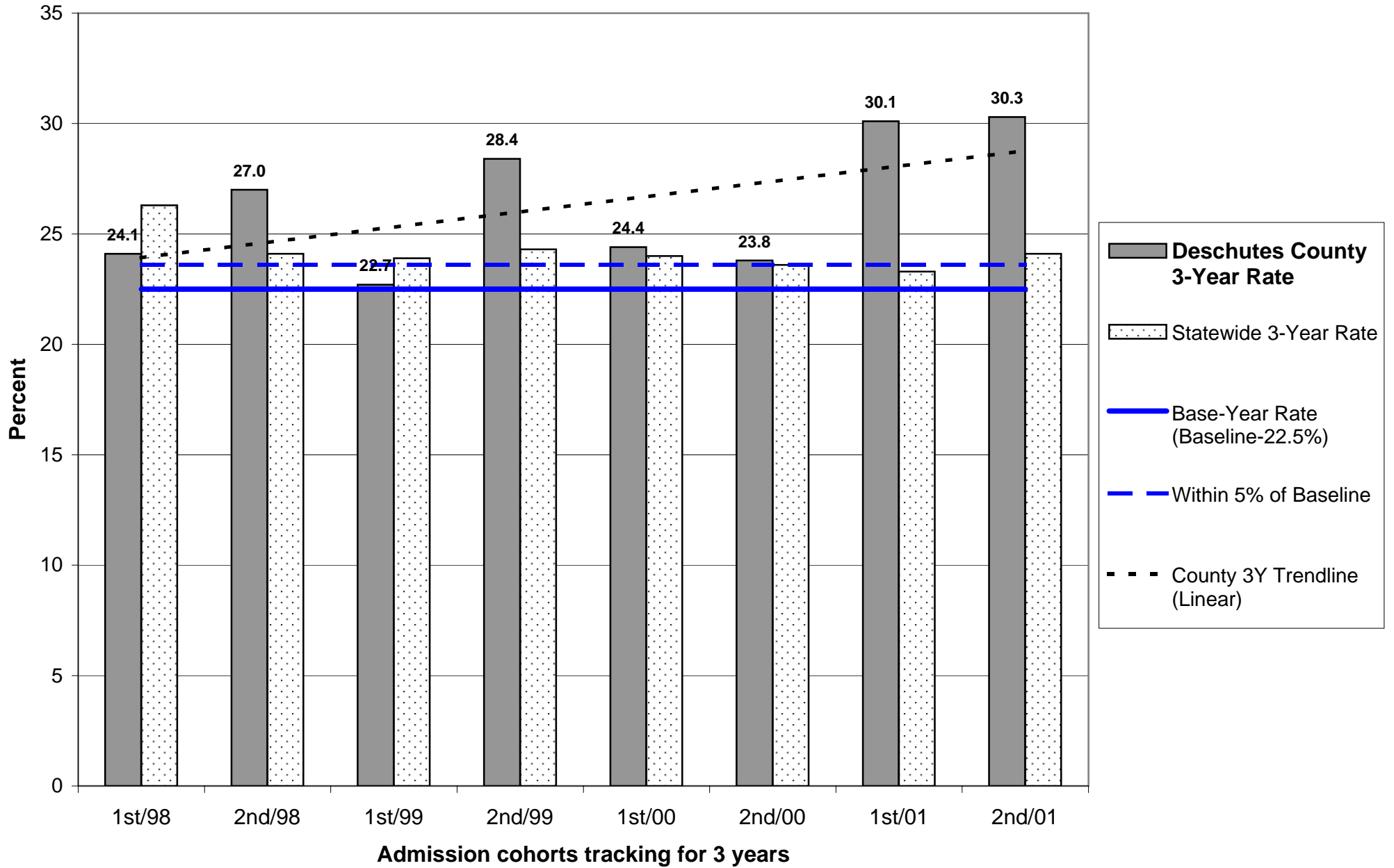
A county's release cohorts are defined as offenders under the county's supervision at the end of the specified number of months following release from incarceration, plus offenders who committed new felonies within that period.

Probation: Recidivism is defined as the total percentage of an admission cohort that was convicted of any felony at any time within the specified number of months after beginning probation

An admission cohort is defined as comprising all individuals who were sentenced for the first time to felony probation during the same six month period. Some offenders have been sentenced to probation more than once. Each new probation admission is considered a separate case

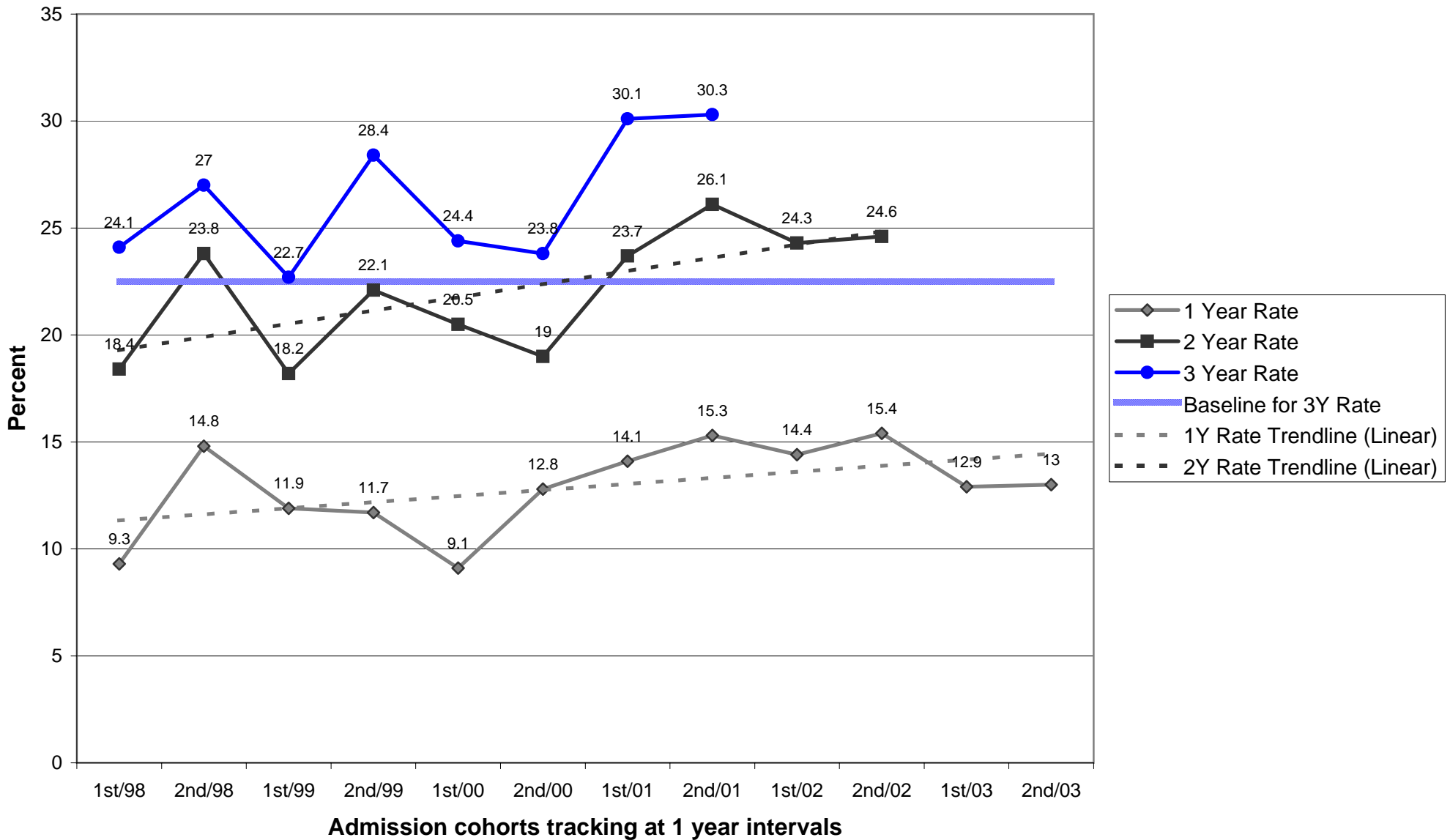
A county's admission cohorts are defined as offenders under the county's supervision at the end of the specified number of months following admission to probation, plus offenders who committed new felonies within that period.

## Probation Recidivism Rates - 2nd Half 2004

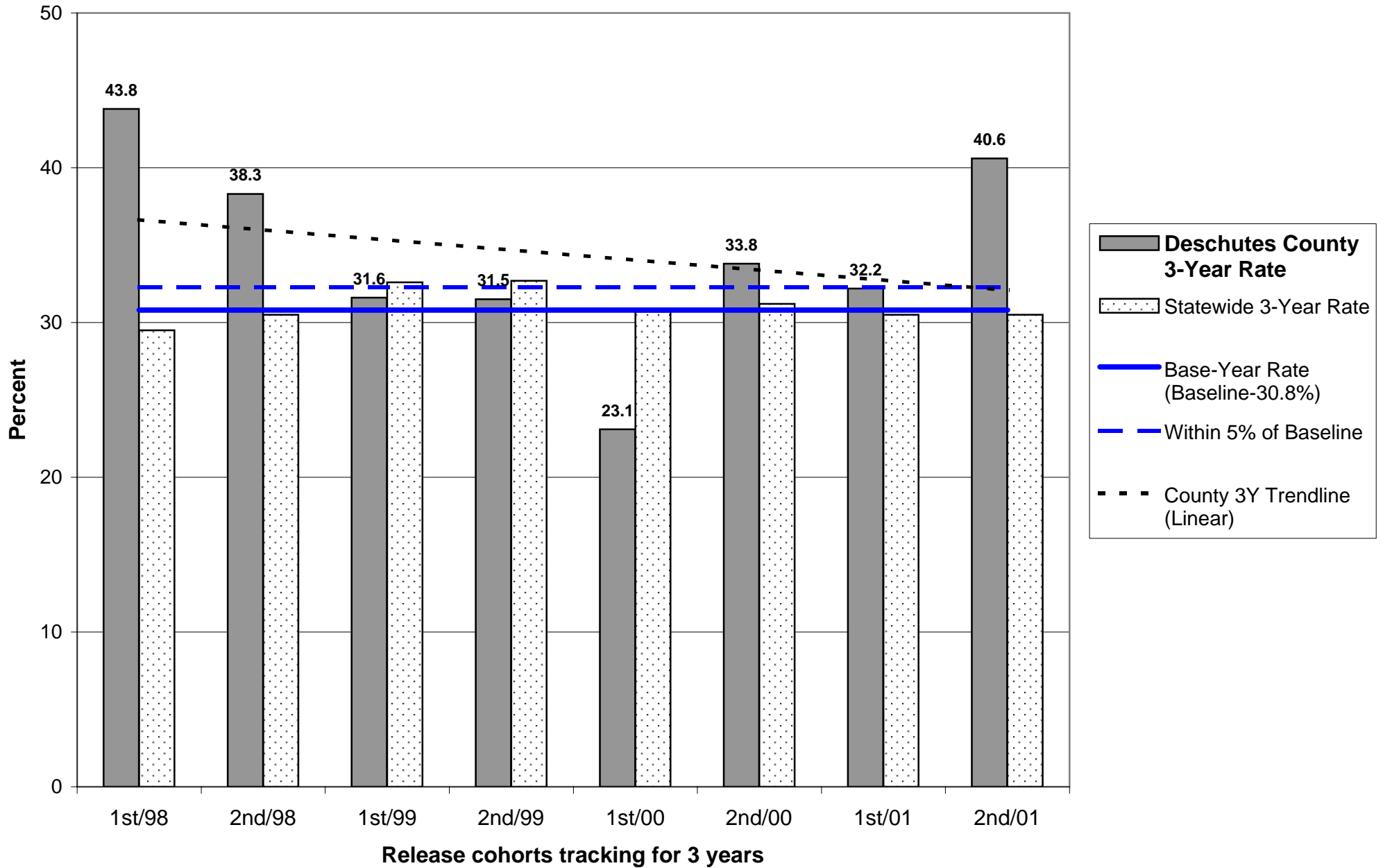


# Probation Recidivism Rates - 2nd Half 2004

## Deschutes County

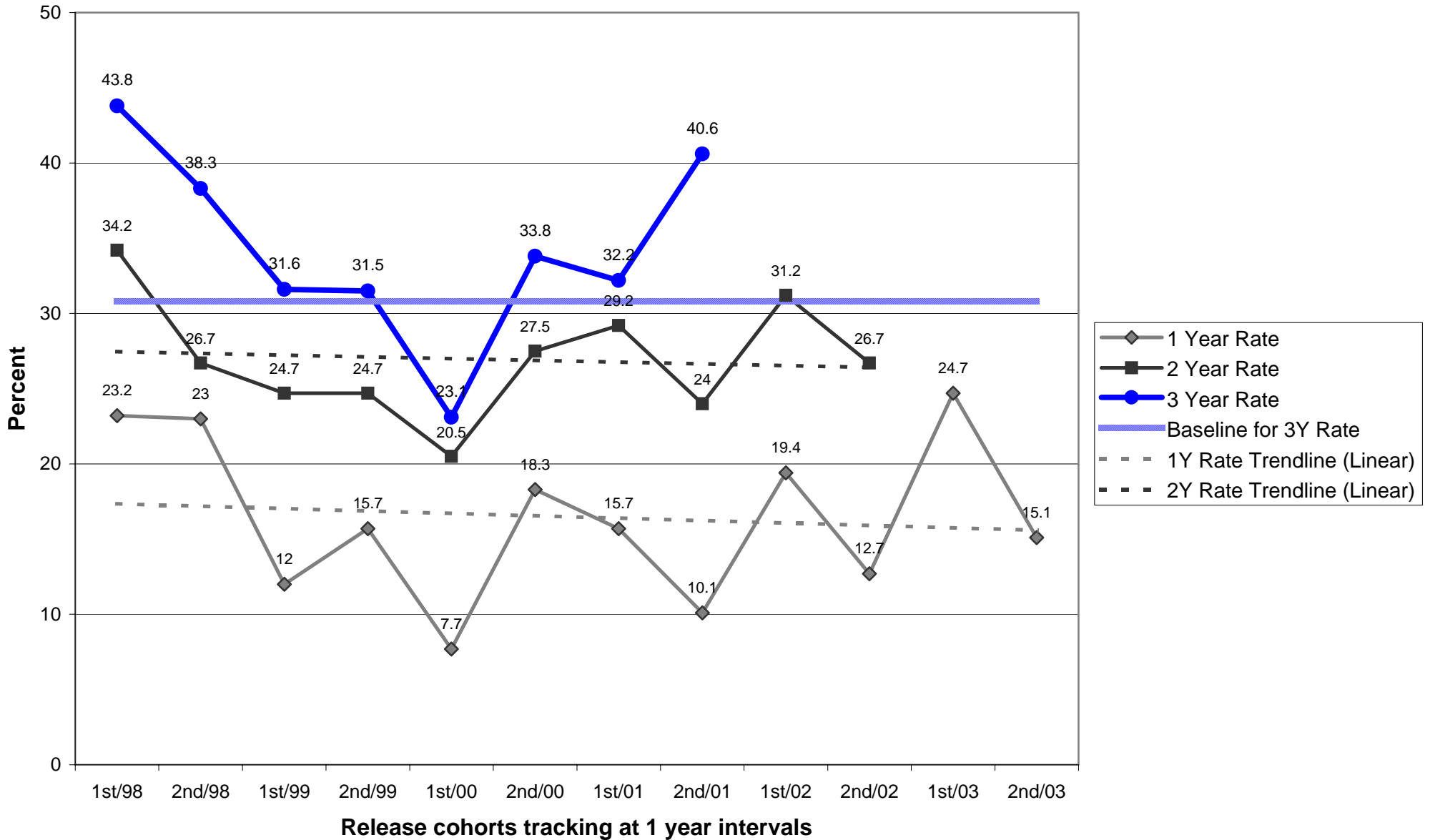


## Parole/Post-Prison Supervision Recidivism Rates - 2nd Half 2004



# Parole/Post-Prison Supervision Recidivism Rates - 2nd Half 2004

## Deschutes County



**OREGON DEPARTMENT OF CORRECTIONS  
 RECIDIVISM OF NEW PAROLEES AND PROBATIONERS  
 Douglas - Updated: July 7, 2005**

	PAROLE-PPS			PROBATION		
	Cumulative Percent Convicted of Any Felony After First Release to Parole-PPS			Cumulative Percent Convicted of Any Felony After First Sentence to Felony Probation		
	Percent convicted in ...months			Percent convicted in ...months		
Cohort	12	24	36	12	24	36
2nd/94	11.8	21.2	26.5	10.3	16.7	22.4
1st/95	12.8	31.4	38.9	13.6	21.1	25.2
2nd/95	19.4	31.3	34.4	11.7	20.0	26.9
1st/96	11.1	25.0	28.9	12.1	19.9	25.0
2nd/96	20.5	27.5	35.9	10.8	14.4	18.6
1st/97	11.1	23.0	31.7	8.5	16.7	23.1
2nd/97	5.0	10.2	20.3	12.2	21.3	28.3
1st/98	12.5	23.6	28.1	12.4	18.5	21.8
2nd/98	7.2	18.4	26.5	13.1	16.0	22.3
1st/99	9.2	18.7	25.3	8.2	12.2	17.6
2nd/99	4.3	14.5	23.2	8.3	13.7	16.8
1st/00	9.1	23.9	32.6	6.6	14.4	19.9
2nd/00	13.4	24.7	32.5	9.5	12.5	16.1
1st/01	12.7	24.1	28.2	12.1	19.7	22.8
2nd/01	6.1	17.3	24.4	9.1	11.6	14.2
1st/02	15.7	29.6		12.6	17.6	
2nd/02	7.2	16.3		6.3	15.0	
1st/03	15.6			9.1		
2nd/03	8.0			12.4		

Note: Slight changes from previous reports may occur due to data updating

Parole: Recidivism is defined as the total percentage of a release cohort that was convicted of any felony at any time within the specified number of months following release from prison.

A release cohort is defined as comprising all individuals who were released to parole or PPS during a six month period. It excludes those released from prison following a revocation from parole/PPS. Inmates initially released on temporary or transitional leave are also included as of their parole or PPS date

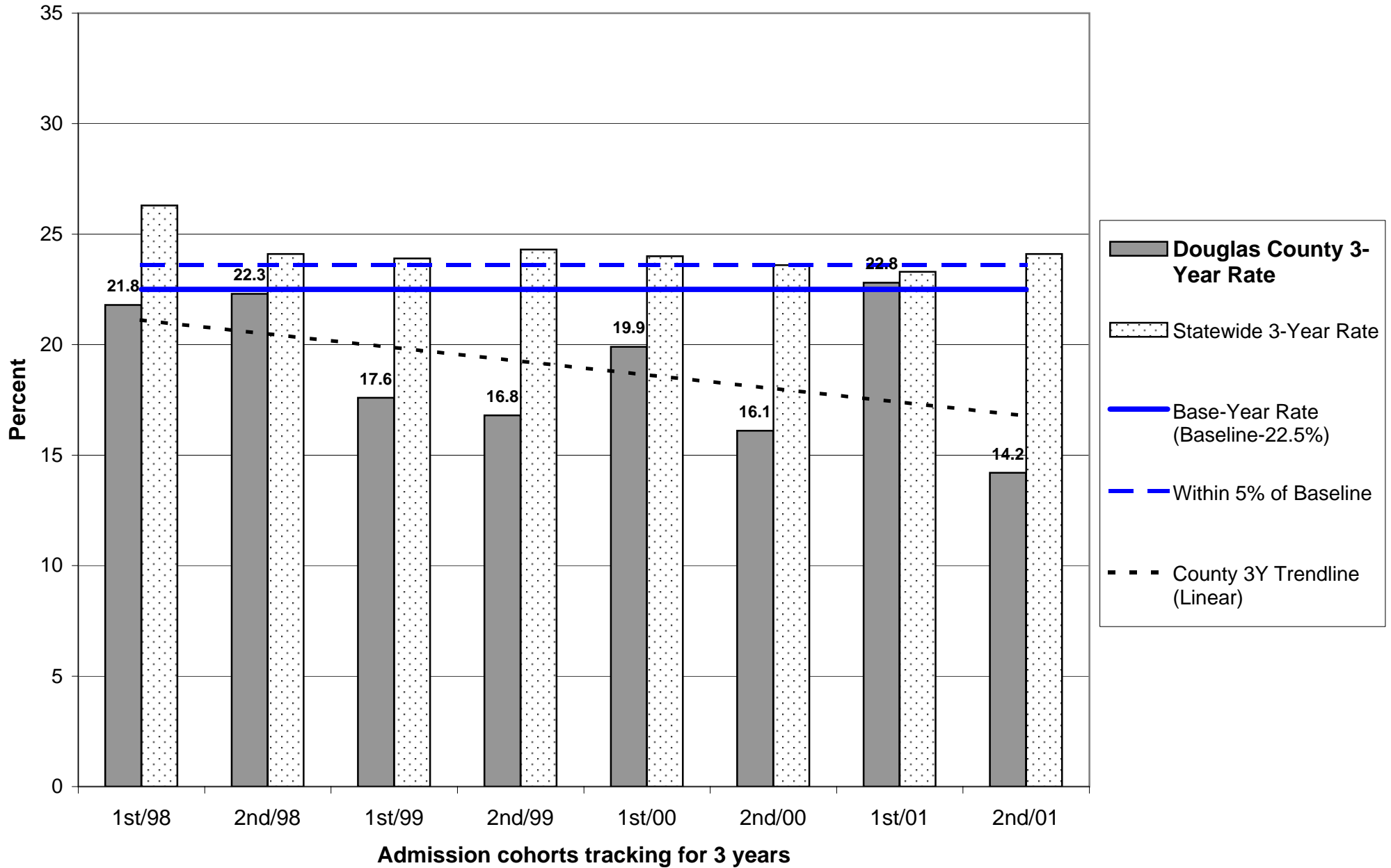
A county's release cohorts are defined as offenders under the county's supervision at the end of the specified number of months following release from incarceration, plus offenders who committed new felonies within that period.

Probation: Recidivism is defined as the total percentage of an admission cohort that was convicted of any felony at any time within the specified number of months after beginning probation

An admission cohort is defined as comprising all individuals who were sentenced for the first time to felony probation during the same six month period. Some offenders have been sentenced to probation more than once. Each new probation admission is considered a separate case

A county's admission cohorts are defined as offenders under the county's supervision at the end of the specified number of months following admission to probation, plus offenders who committed new felonies within that period.

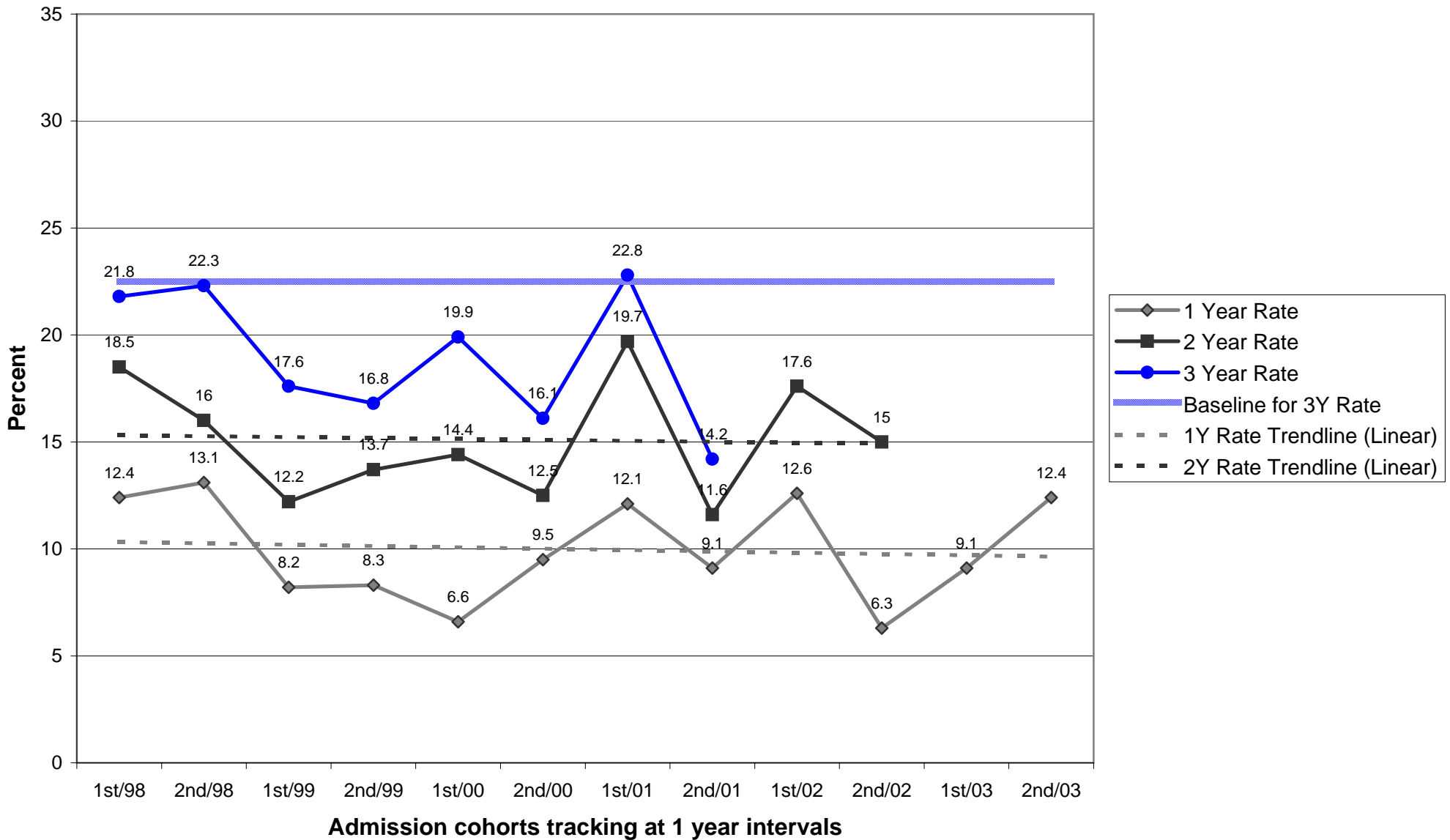
## Probation Recidivism Rates - 2nd Half 2004



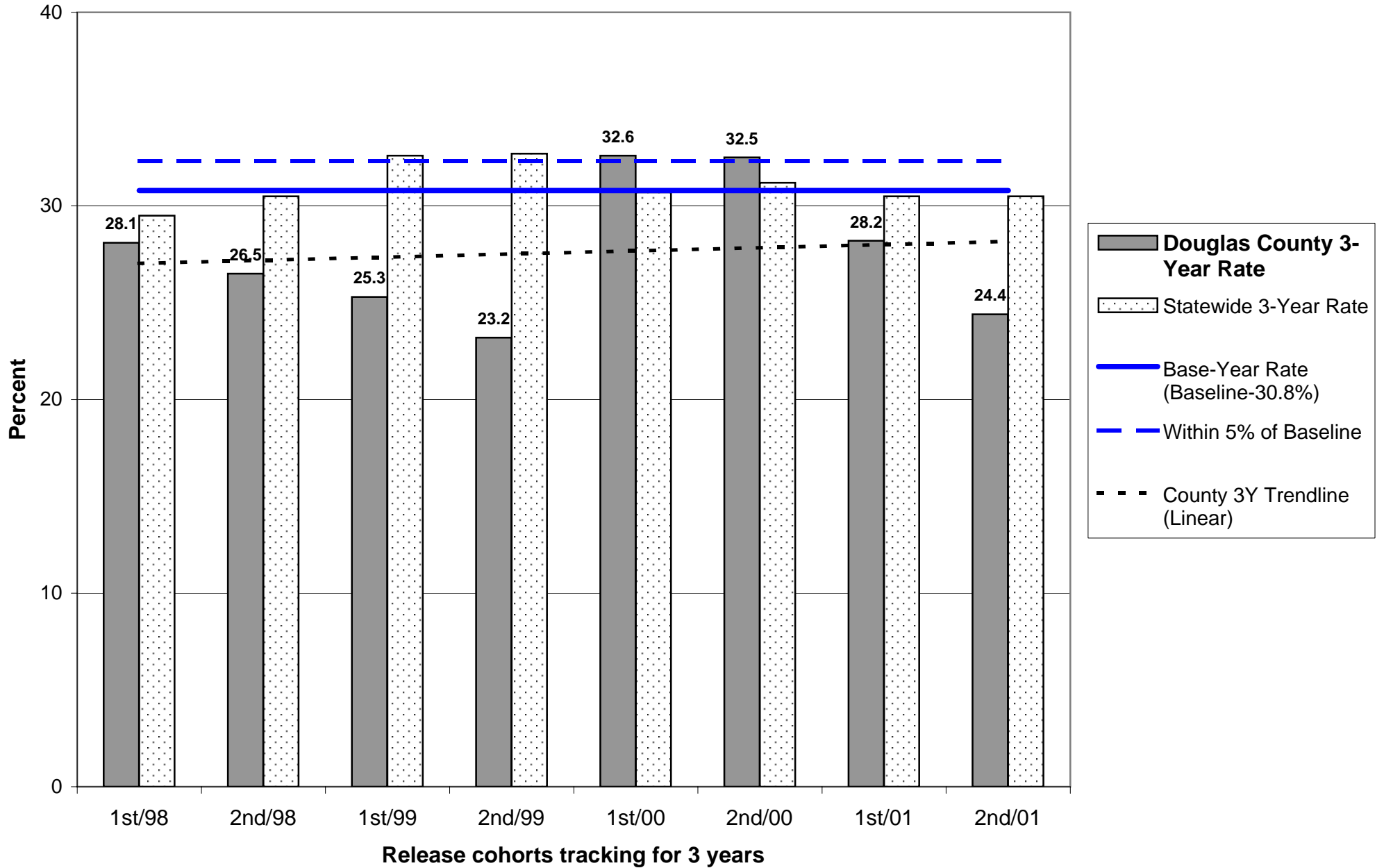


# Probation Recidivism Rates - 2nd Half 2004

## Douglas County

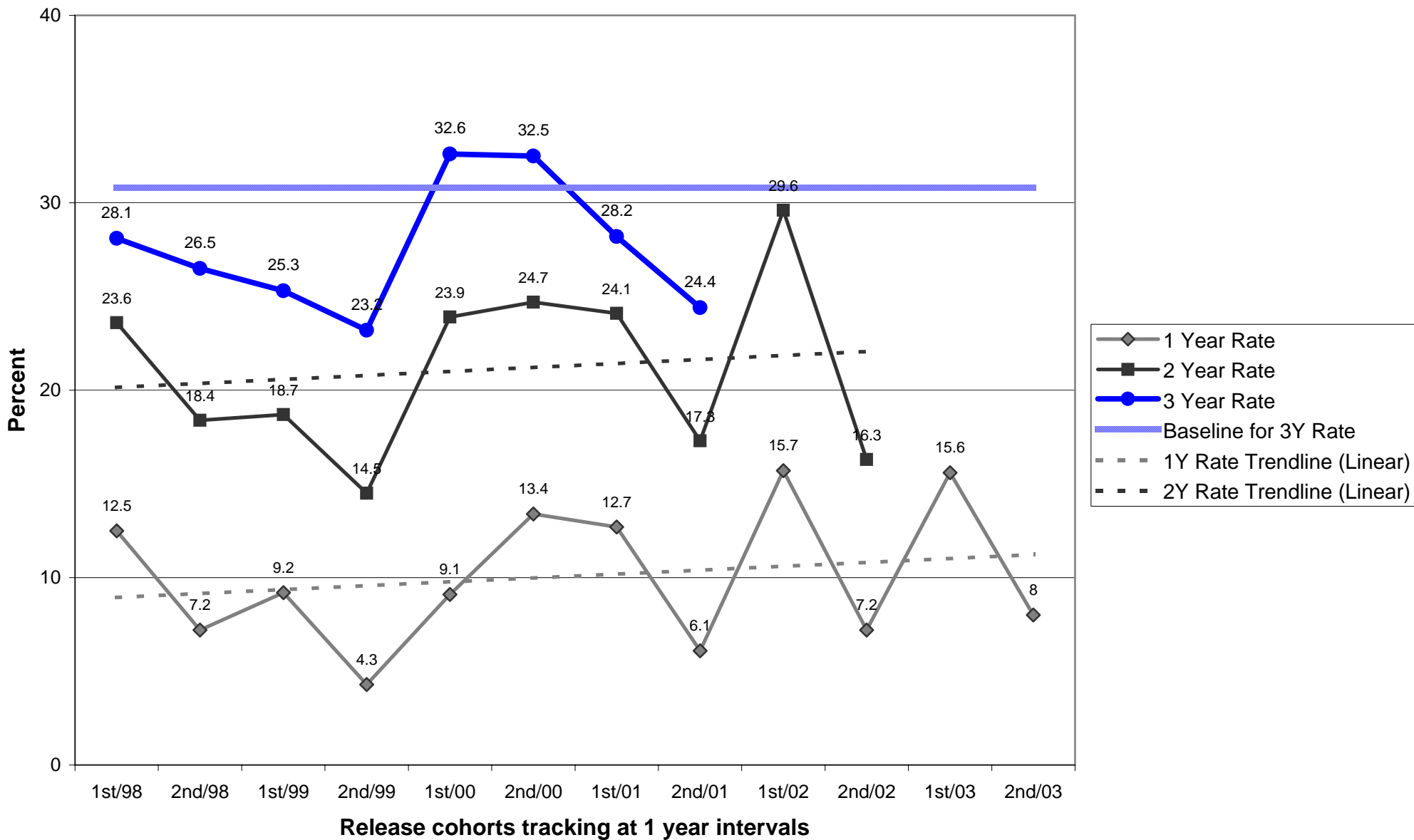


## Parole/Post-Prison Supervision Recidivism Rates - 2nd Half 2004



# Parole/Post-Prison Supervision Recidivism Rates - 2nd Half 2004

## Douglas County



**OREGON DEPARTMENT OF CORRECTIONS  
 RECIDIVISM OF NEW PAROLEES AND PROBATIONERS  
 Grant - Updated: July 7, 2005**

	PAROLE-PPS			PROBATION		
	Cumulative Percent Convicted of Any Felony After First Release to Parole-PPS			Cumulative Percent Convicted of Any Felony After First Sentence to Felony Probation		
	Percent convicted in ...months			Percent convicted in ...months		
Cohort	12	24	36	12	24	36
2nd/94	0.0	0.0	0.0	0.0	0.0	0.0
1st/95	0.0	0.0	0.0	0.0	0.0	0.0
2nd/95	0.0	0.0	0.0	0.0	0.0	25.0
1st/96	0.0	50.0	50.0	0.0	0.0	0.0
2nd/96	0.0	0.0	0.0	0.0	0.0	0.0
1st/97	0.0	0.0	0.0	16.7	20.0	20.0
2nd/97	0.0	0.0	0.0	0.0	0.0	0.0
1st/98	0.0	0.0	100.0	0.0	0.0	0.0
2nd/98	0.0	33.3	33.3	0.0	0.0	0.0
1st/99	50.0	50.0	50.0	0.0	0.0	0.0
2nd/99	0.0	0.0	0.0	16.7	33.3	33.3
1st/00	0.0	0.0	0.0	0.0	0.0	0.0
2nd/00	0.0	0.0	0.0	20.0	20.0	20.0
1st/01	0.0	0.0	50.0	0.0	0.0	0.0
2nd/01	0.0	0.0	0.0	14.3	16.7	33.3
1st/02	0.0	0.0		10.0	20.0	
2nd/02	33.3	33.3		0.0	14.3	
1st/03	0.0			0.0		
2nd/03	0.0			0.0		

Note: Slight changes from previous reports may occur due to data updating

Parole: Recidivism is defined as the total percentage of a release cohort that was convicted of any felony at any time within the specified number of months following release from prison.

A release cohort is defined as comprising all individuals who were released to parole or PPS during a six month period. It excludes those released from prison following a revocation from parole/PPS. Inmates initially released on temporary or transitional leave are also included as of their parole or PPS date

A county's release cohorts are defined as offenders under the county's supervision at the end of the specified number of months following release from incarceration, plus offenders who committed new felonies within that period.

Probation: Recidivism is defined as the total percentage of an admission cohort that was convicted of any felony at any time within the specified number of months after beginning probation

An admission cohort is defined as comprising all individuals who were sentenced for the first time to felony probation during the same six month period. Some offenders have been sentenced to probation more than once. Each new probation admission is considered a separate case

A county's admission cohorts are defined as offenders under the county's supervision at the end of the specified number of months following admission to probation, plus offenders who committed new felonies within that period.

**OREGON DEPARTMENT OF CORRECTIONS  
 RECIDIVISM OF NEW PAROLEES AND PROBATIONERS  
 Harney - Updated: July 7, 2005**

	PAROLE-PPS			PROBATION		
	Cumulative Percent Convicted of Any Felony After First Release to Parole-PPS			Cumulative Percent Convicted of Any Felony After First Sentence to Felony Probation		
	Percent convicted in ...months			Percent convicted in ...months		
Cohort	12	24	36	12	24	36
2nd/94	0.0	33.3	33.3	7.1	6.7	7.7
1st/95	0.0	25.0	25.0	8.3	8.3	30.8
2nd/95	20.0	12.5	12.5	5.6	11.8	20.0
1st/96	0.0	0.0	0.0	7.1	10.0	30.0
2nd/96	0.0	50.0	50.0	0.0	25.0	25.0
1st/97	0.0	33.3	33.3	0.0	0.0	0.0
2nd/97	0.0	0.0	0.0	33.3	33.3	33.3
1st/98	0.0	0.0	16.7	0.0	0.0	16.7
2nd/98	0.0	0.0	0.0	0.0	11.1	25.0
1st/99	0.0	0.0	0.0	10.0	27.3	27.3
2nd/99	33.3	33.3	33.3	10.0	18.2	18.2
1st/00	42.9	50.0	71.4	20.0	16.7	16.7
2nd/00	0.0	0.0	0.0	22.2	27.3	27.3
1st/01	28.6	37.5	57.1	12.5	12.5	11.8
2nd/01	0.0	0.0	0.0	5.6	5.3	11.8
1st/02	33.3	33.3		7.1	21.4	
2nd/02	22.2	22.2		0.0	11.8	
1st/03	7.7			0.0		
2nd/03	0.0			25.0		

Note: Slight changes from previous reports may occur due to data updating

Parole: Recidivism is defined as the total percentage of a release cohort that was convicted of any felony at any time within the specified number of months following release from prison.

A release cohort is defined as comprising all individuals who were released to parole or PPS during a six month period. It excludes those released from prison following a revocation from parole/PPS. Inmates initially released on temporary or transitional leave are also included as of their parole or PPS date

A county's release cohorts are defined as offenders under the county's supervision at the end of the specified number of months following release from incarceration, plus offenders who committed new felonies within that period.

Probation: Recidivism is defined as the total percentage of an admission cohort that was convicted of any felony at any time within the specified number of months after beginning probation

An admission cohort is defined as comprising all individuals who were sentenced for the first time to felony probation during the same six month period. Some offenders have been sentenced to probation more than once. Each new probation admission is considered a separate case

A county's admission cohorts are defined as offenders under the county's supervision at the end of the specified number of months following admission to probation, plus offenders who committed new felonies within that period.

**OREGON DEPARTMENT OF CORRECTIONS  
 RECIDIVISM OF NEW PAROLEES AND PROBATIONERS  
 Hood River - Updated: July 7, 2005**

	PAROLE-PPS			PROBATION		
	Cumulative Percent Convicted of Any Felony After First Release to Parole-PPS			Cumulative Percent Convicted of Any Felony After First Sentence to Felony Probation		
	Percent convicted in ...months			Percent convicted in ...months		
Cohort	12	24	36	12	24	36
2nd/94	0.0	33.3	33.3	5.9	17.6	25.0
1st/95	20.0	25.0	25.0	10.0	25.0	28.6
2nd/95	14.3	14.3	28.6	5.0	5.3	10.0
1st/96	0.0	14.3	16.7	8.8	11.1	13.5
2nd/96	0.0	0.0	0.0	7.1	17.2	25.0
1st/97	12.5	11.1	12.5	16.7	25.9	25.9
2nd/97	0.0	0.0	0.0	13.0	13.6	25.0
1st/98	16.7	16.7	18.2	17.2	23.3	26.7
2nd/98	0.0	0.0	0.0	20.8	22.7	28.6
1st/99	7.7	7.7	7.7	0.0	7.7	8.3
2nd/99	12.5	12.5	14.3	7.9	10.5	10.5
1st/00	12.5	22.2	22.2	6.3	13.3	35.7
2nd/00	0.0	33.3	33.3	13.8	16.7	16.7
1st/01	12.5	25.0	25.0	0.0	7.7	15.4
2nd/01	12.5	12.5	37.5	0.0	3.4	3.4
1st/02	0.0	0.0		12.5	11.5	
2nd/02	0.0	0.0		7.7	15.4	
1st/03	9.1			0.0		
2nd/03	9.1			9.1		

Note: Slight changes from previous reports may occur due to data updating

Parole: Recidivism is defined as the total percentage of a release cohort that was convicted of any felony at any time within the specified number of months following release from prison.

A release cohort is defined as comprising all individuals who were released to parole or PPS during a six month period. It excludes those released from prison following a revocation from parole/PPS. Inmates initially released on temporary or transitional leave are also included as of their parole or PPS date

A county's release cohorts are defined as offenders under the county's supervision at the end of the specified number of months following release from incarceration, plus offenders who committed new felonies within that period.

Probation: Recidivism is defined as the total percentage of an admission cohort that was convicted of any felony at any time within the specified number of months after beginning probation

An admission cohort is defined as comprising all individuals who were sentenced for the first time to felony probation during the same six month period. Some offenders have been sentenced to probation more than once. Each new probation admission is considered a separate case

A county's admission cohorts are defined as offenders under the county's supervision at the end of the specified number of months following admission to probation, plus offenders who committed new felonies within that period.

**OREGON DEPARTMENT OF CORRECTIONS  
 RECIDIVISM OF NEW PAROLEES AND PROBATIONERS  
 Jackson - Updated: July 7, 2005**

	PAROLE-PPS			PROBATION		
	Cumulative Percent Convicted of Any Felony After First Release to Parole-PPS			Cumulative Percent Convicted of Any Felony After First Sentence to Felony Probation		
	Percent convicted in ...months			Percent convicted in ...months		
Cohort	12	24	36	12	24	36
2nd/94	10.9	11.1	21.5	20.0	25.6	30.9
1st/95	20.3	27.0	43.1	14.2	20.7	25.2
2nd/95	12.6	21.6	29.8	14.1	20.1	25.6
1st/96	9.6	24.2	30.1	12.4	18.5	22.5
2nd/96	10.7	23.3	27.5	13.8	20.0	23.8
1st/97	19.2	29.3	30.7	15.1	21.9	28.3
2nd/97	15.6	23.3	33.0	13.8	20.2	25.2
1st/98	7.6	20.0	26.6	15.6	20.1	25.8
2nd/98	11.4	24.7	34.6	12.3	18.2	23.7
1st/99	15.1	24.3	30.8	10.4	17.9	23.6
2nd/99	15.6	26.9	36.4	16.3	22.4	24.7
1st/00	16.3	26.9	36.6	17.7	26.5	31.5
2nd/00	14.9	23.5	29.0	13.5	22.1	27.4
1st/01	18.9	32.4	37.3	10.3	16.8	23.4
2nd/01	11.9	21.5	38.5	11.7	21.6	27.6
1st/02	14.7	22.0		11.4	18.7	
2nd/02	10.8	21.7		17.2	26.1	
1st/03	20.4			11.4		
2nd/03	23.8			17.8		

Note: Slight changes from previous reports may occur due to data updating

Parole: Recidivism is defined as the total percentage of a release cohort that was convicted of any felony at any time within the specified number of months following release from prison.

A release cohort is defined as comprising all individuals who were released to parole or PPS during a six month period. It excludes those released from prison following a revocation from parole/PPS. Inmates initially released on temporary or transitional leave are also included as of their parole or PPS date

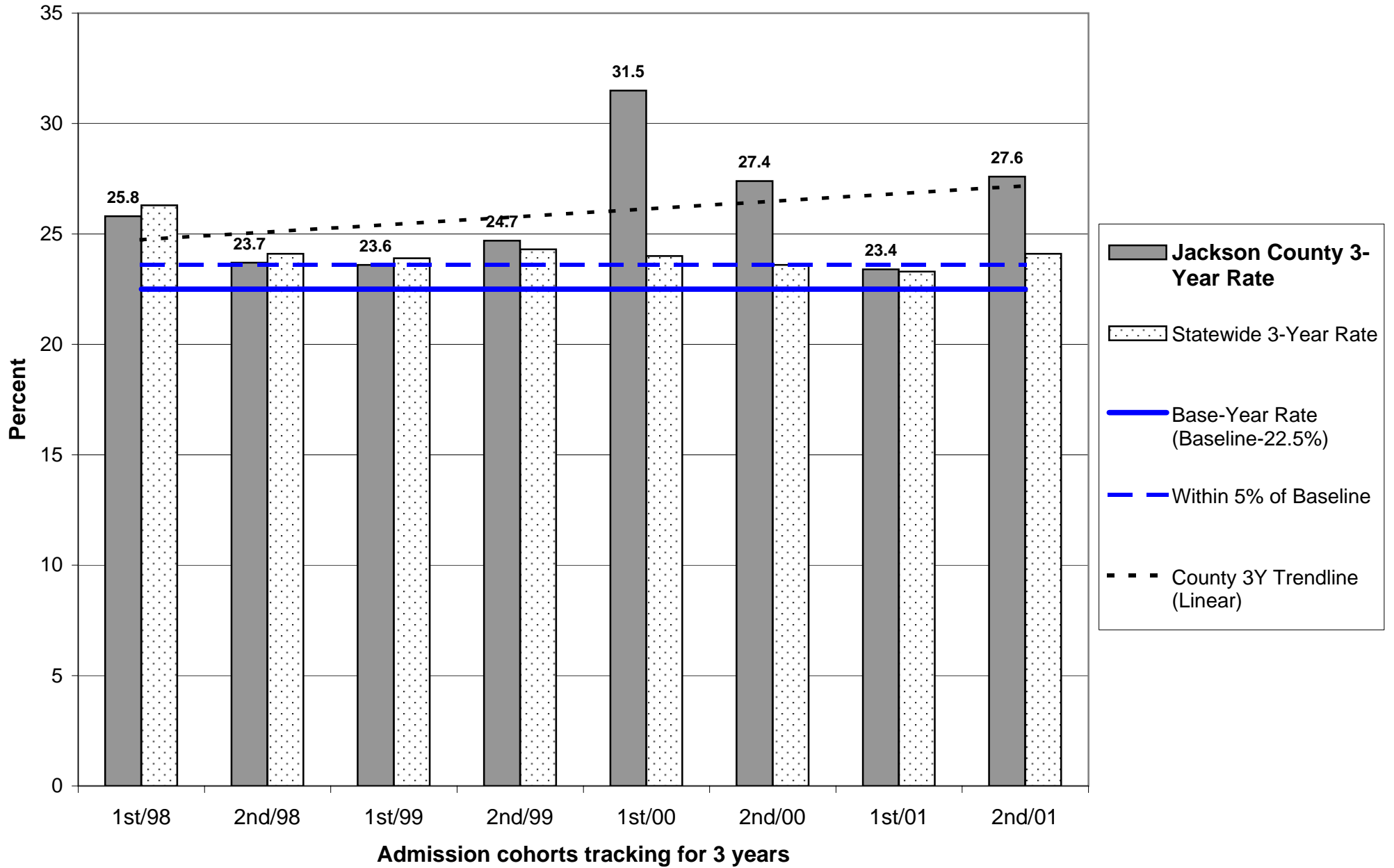
A county's release cohorts are defined as offenders under the county's supervision at the end of the specified number of months following release from incarceration, plus offenders who committed new felonies within that period.

Probation: Recidivism is defined as the total percentage of an admission cohort that was convicted of any felony at any time within the specified number of months after beginning probation

An admission cohort is defined as comprising all individuals who were sentenced for the first time to felony probation during the same six month period. Some offenders have been sentenced to probation more than once. Each new probation admission is considered a separate case

A county's admission cohorts are defined as offenders under the county's supervision at the end of the specified number of months following admission to probation, plus offenders who committed new felonies within that period.

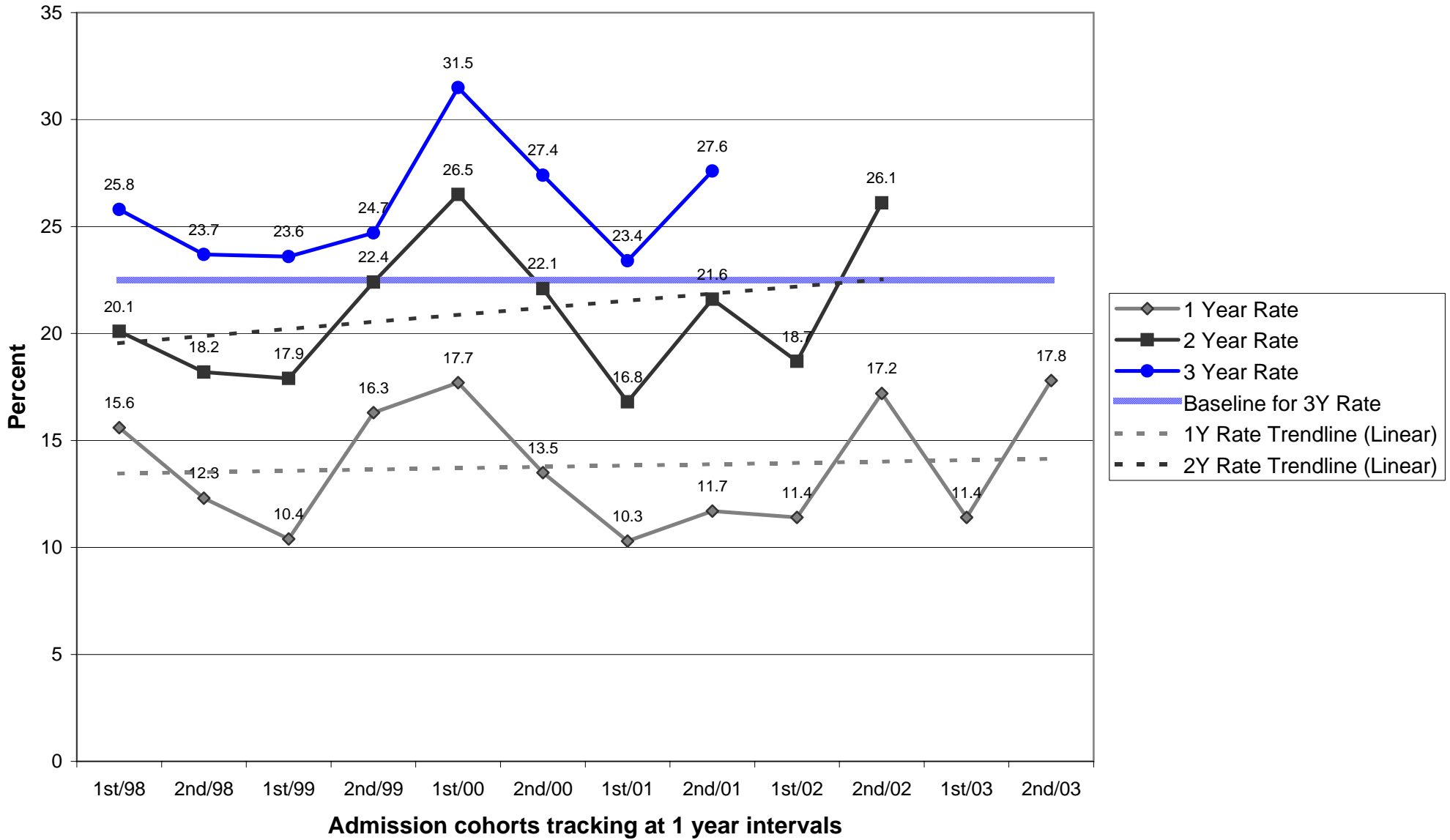
## Probation Recidivism Rates - 2nd Half 2004



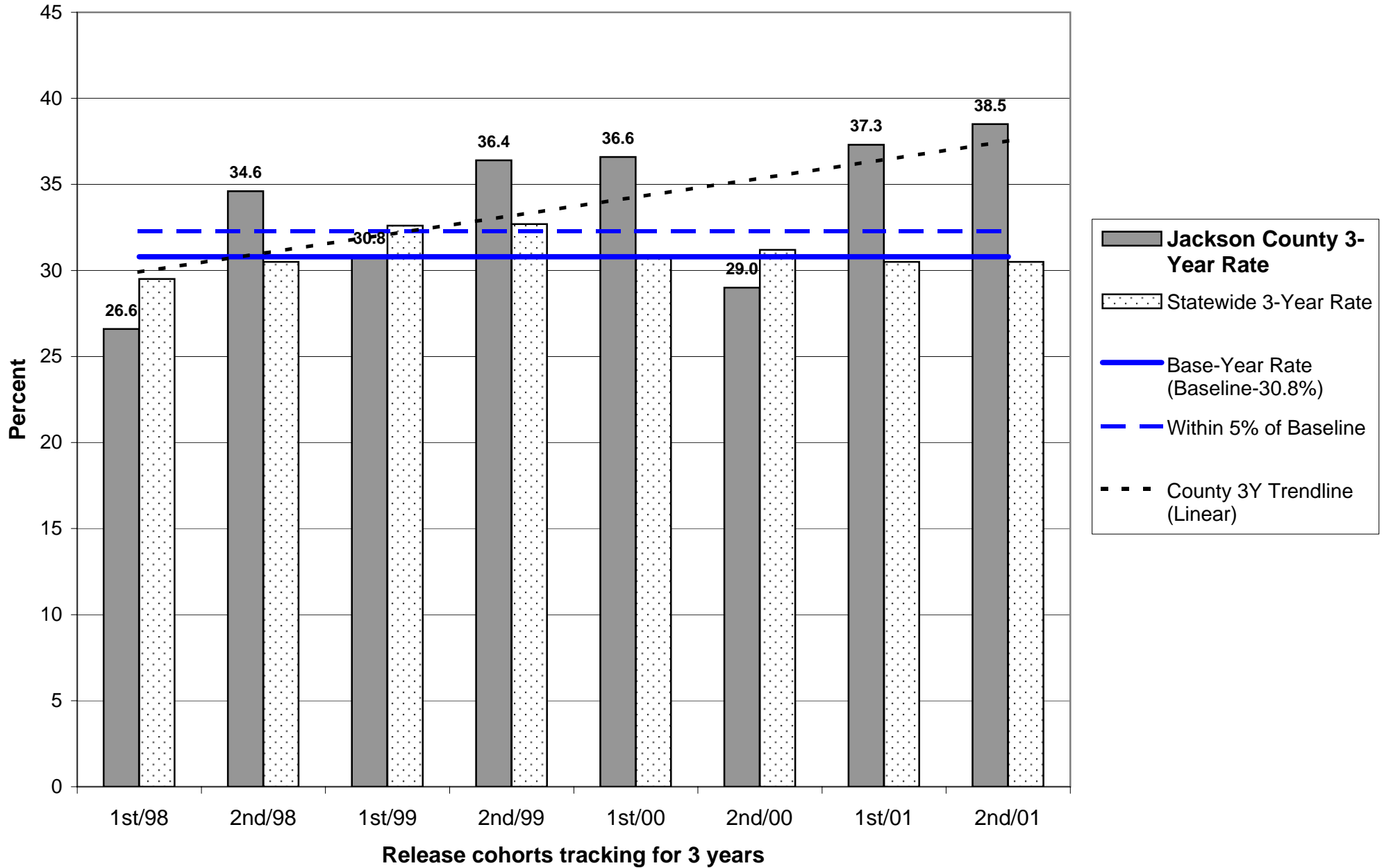


# Probation Recidivism Rates - 2nd Half 2004

## Jackson County

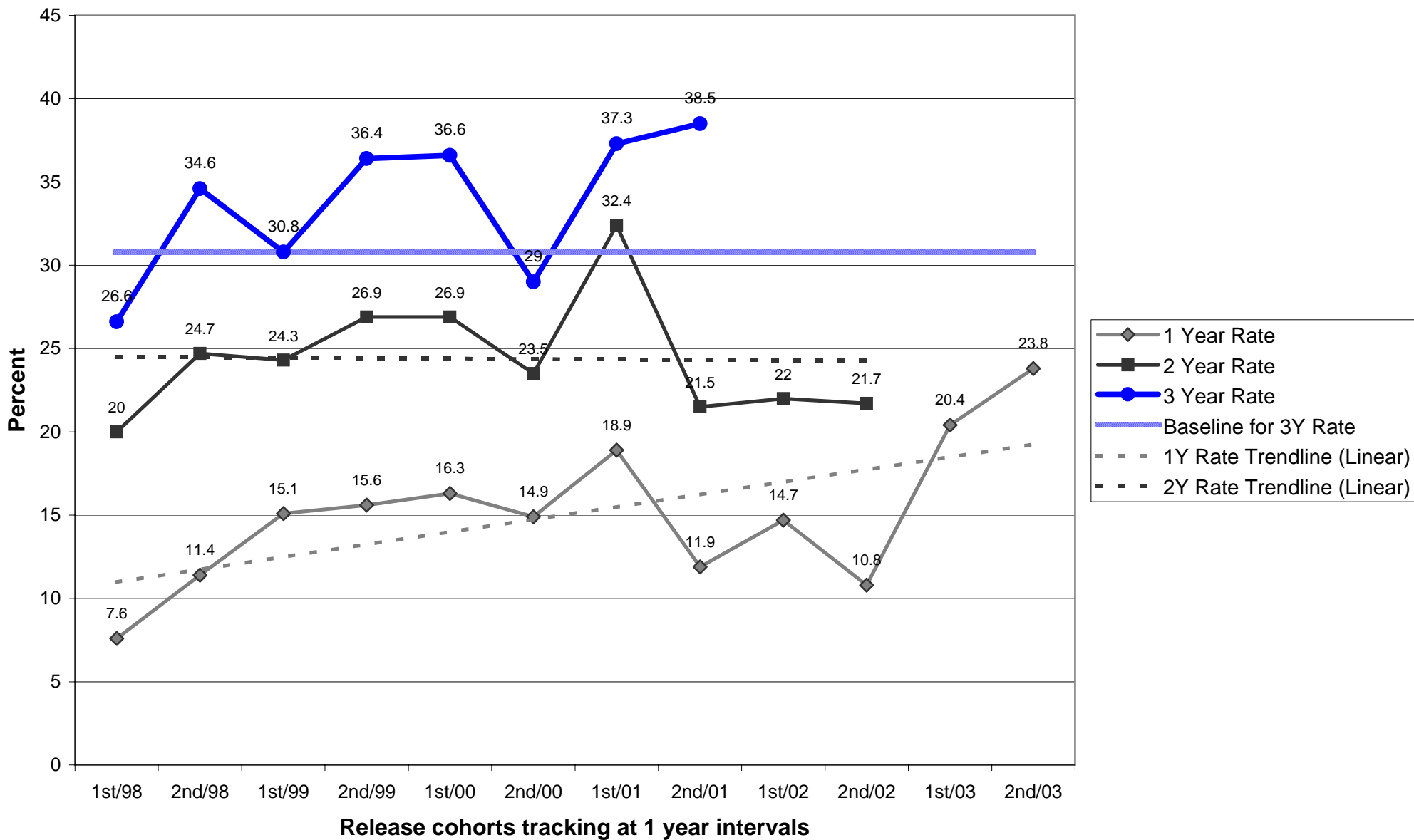


## Parole/Post-Prison Supervision Recidivism Rates - 2nd Half 2004



# Parole/Post-Prison Supervision Recidivism Rates - 2nd Half 2004

## Jackson County



**OREGON DEPARTMENT OF CORRECTIONS  
 RECIDIVISM OF NEW PAROLEES AND PROBATIONERS  
 Jefferson - Updated: July 7, 2005**

	PAROLE-PPS			PROBATION		
	Cumulative Percent Convicted of Any Felony After First Release to Parole-PPS			Cumulative Percent Convicted of Any Felony After First Sentence to Felony Probation		
	Percent convicted in ...months			Percent convicted in ...months		
Cohort	12	24	36	12	24	36
2nd/94	0.0	22.2	22.2	9.7	14.3	21.2
1st/95	66.7	40.0	40.0	8.1	16.2	21.6
2nd/95	14.3	28.6	42.9	5.6	16.2	20.5
1st/96	7.7	30.8	30.8	9.5	31.7	36.6
2nd/96	50.0	60.0	60.0	16.2	26.3	26.3
1st/97	20.0	21.4	21.4	3.4	6.5	10.0
2nd/97	18.2	18.2	27.3	2.5	7.5	10.5
1st/98	19.0	20.0	21.1	14.3	17.9	20.7
2nd/98	14.3	15.4	21.4	12.9	16.1	22.6
1st/99	0.0	13.6	18.2	9.1	13.3	20.0
2nd/99	9.1	16.7	28.6	8.8	13.9	13.5
1st/00	0.0	4.5	4.5	8.8	16.2	15.8
2nd/00	18.2	26.1	26.1	21.1	27.8	31.6
1st/01	9.1	18.2	18.2	10.8	16.7	22.2
2nd/01	15.8	25.0	23.8	0.0	10.8	14.3
1st/02	14.3	17.6		8.9	20.9	
2nd/02	7.1	28.6		10.8	26.3	
1st/03	15.0			11.1		
2nd/03	9.1			16.7		

Note: Slight changes from previous reports may occur due to data updating

Parole: Recidivism is defined as the total percentage of a release cohort that was convicted of any felony at any time within the specified number of months following release from prison.

A release cohort is defined as comprising all individuals who were released to parole or PPS during a six month period. It excludes those released from prison following a revocation from parole/PPS. Inmates initially released on temporary or transitional leave are also included as of their parole or PPS date

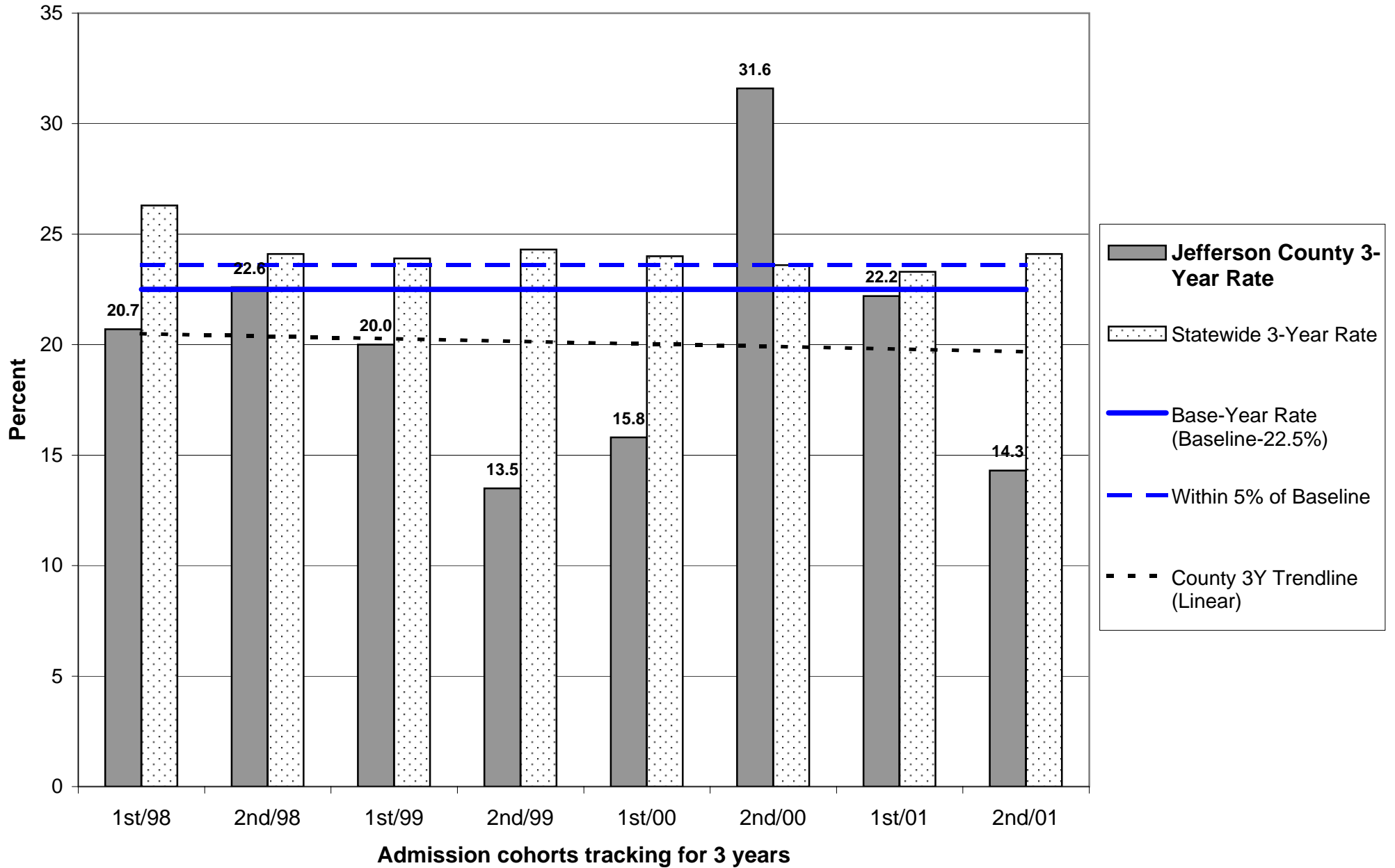
A county's release cohorts are defined as offenders under the county's supervision at the end of the specified number of months following release from incarceration, plus offenders who committed new felonies within that period.

Probation: Recidivism is defined as the total percentage of an admission cohort that was convicted of any felony at any time within the specified number of months after beginning probation

An admission cohort is defined as comprising all individuals who were sentenced for the first time to felony probation during the same six month period. Some offenders have been sentenced to probation more than once. Each new probation admission is considered a separate case

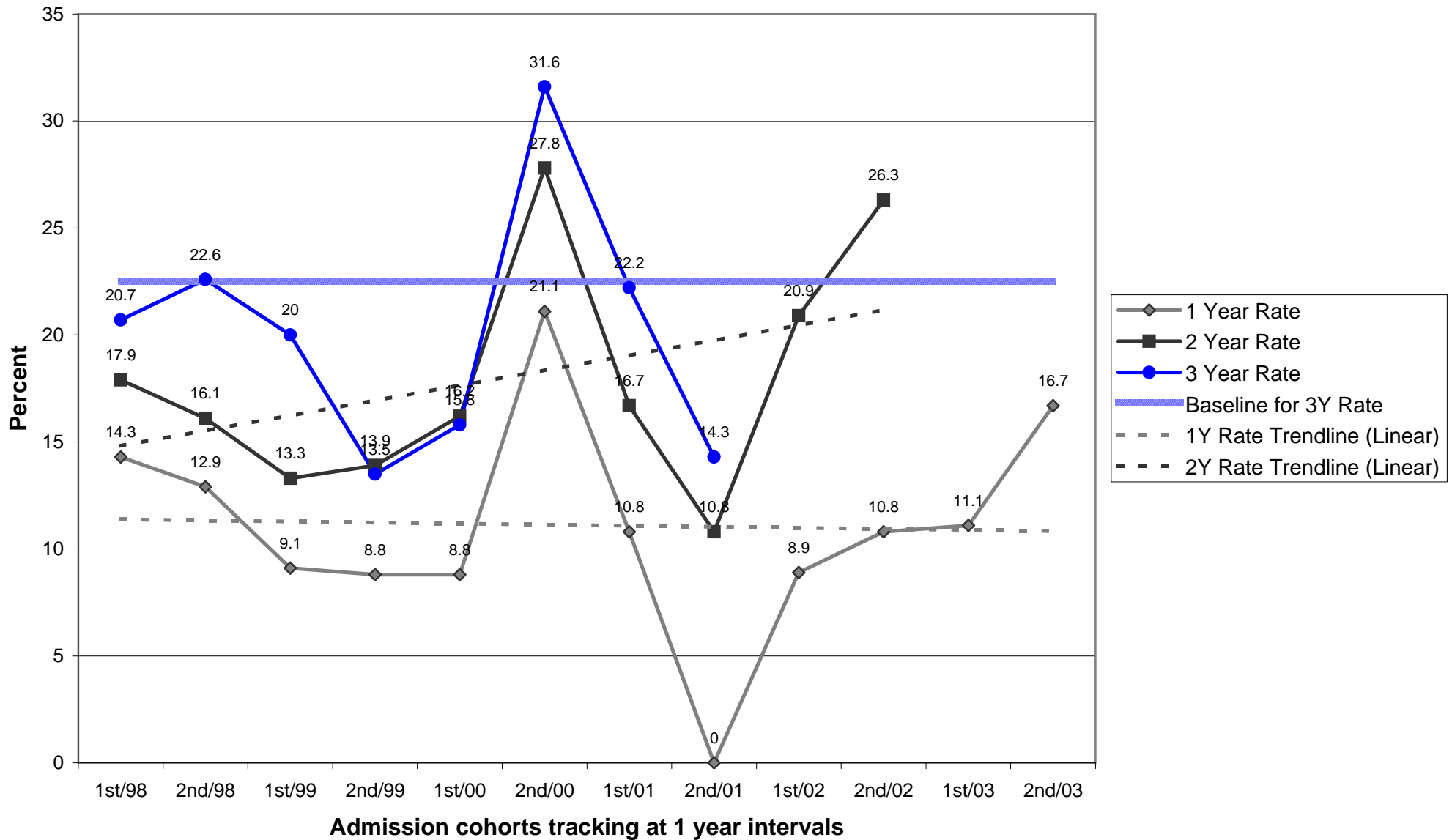
A county's admission cohorts are defined as offenders under the county's supervision at the end of the specified number of months following admission to probation, plus offenders who committed new felonies within that period.

## Probation Recidivism Rates - 2nd Half 2004



# Probation Recidivism Rates - 2nd Half 2004

## Jefferson County



**OREGON DEPARTMENT OF CORRECTIONS  
 RECIDIVISM OF NEW PAROLEES AND PROBATIONERS  
 Josephine - Updated: July 7, 2005**

	PAROLE-PPS			PROBATION		
	Cumulative Percent Convicted of Any Felony After First Release to Parole-PPS			Cumulative Percent Convicted of Any Felony After First Sentence to Felony Probation		
	Percent convicted in ...months			Percent convicted in ...months		
Cohort	12	24	36	12	24	36
2nd/94	14.3	33.3	31.0	20.5	28.2	34.9
1st/95	24.1	22.6	26.7	15.4	22.3	27.4
2nd/95	30.2	32.6	39.5	15.7	24.3	28.3
1st/96	17.1	25.0	24.3	11.3	23.3	27.0
2nd/96	12.2	22.9	24.5	12.2	19.8	26.1
1st/97	11.4	20.9	30.0	10.9	25.8	29.3
2nd/97	13.0	17.8	24.4	14.8	27.3	34.1
1st/98	17.4	22.2	22.2	9.8	15.8	19.6
2nd/98	7.0	27.3	31.0	11.5	18.8	24.6
1st/99	13.0	20.4	29.1	12.6	19.7	20.3
2nd/99	7.7	13.8	21.2	18.9	23.9	33.3
1st/00	18.4	25.0	28.6	7.9	19.0	24.2
2nd/00	8.1	19.0	23.4	12.8	23.7	27.1
1st/01	16.1	19.6	23.6	20.2	26.7	29.7
2nd/01	18.3	26.4	33.8	13.0	21.2	29.2
1st/02	8.5	23.4		14.6	23.9	
2nd/02	11.8	29.9		9.5	17.0	
1st/03	10.7			14.0		
2nd/03	9.7			8.5		

Note: Slight changes from previous reports may occur due to data updating

Parole: Recidivism is defined as the total percentage of a release cohort that was convicted of any felony at any time within the specified number of months following release from prison.

A release cohort is defined as comprising all individuals who were released to parole or PPS during a six month period. It excludes those released from prison following a revocation from parole/PPS. Inmates initially released on temporary or transitional leave are also included as of their parole or PPS date

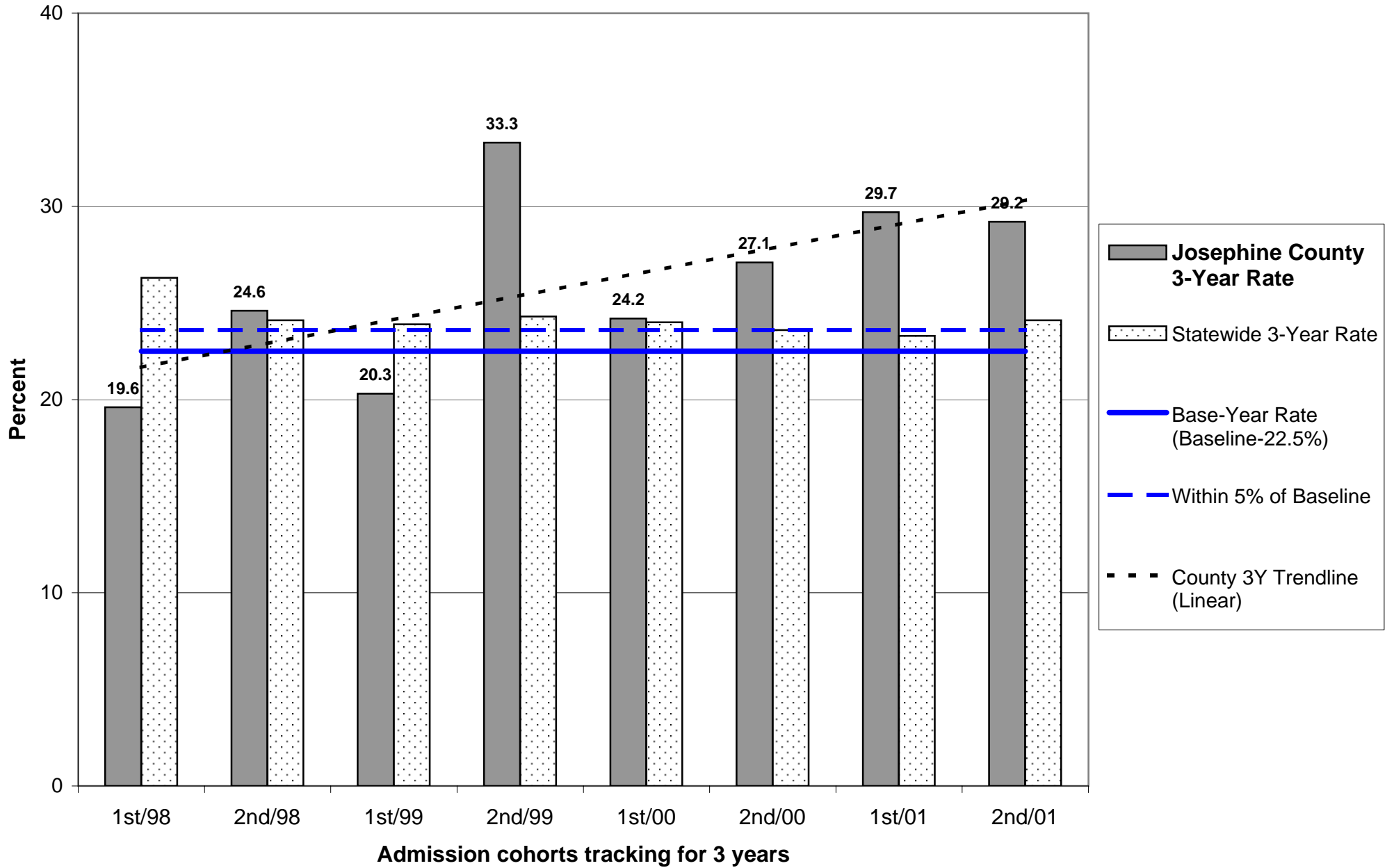
A county's release cohorts are defined as offenders under the county's supervision at the end of the specified number of months following release from incarceration, plus offenders who committed new felonies within that period.

Probation: Recidivism is defined as the total percentage of an admission cohort that was convicted of any felony at any time within the specified number of months after beginning probation

An admission cohort is defined as comprising all individuals who were sentenced for the first time to felony probation during the same six month period. Some offenders have been sentenced to probation more than once. Each new probation admission is considered a separate case

A county's admission cohorts are defined as offenders under the county's supervision at the end of the specified number of months following admission to probation, plus offenders who committed new felonies within that period.

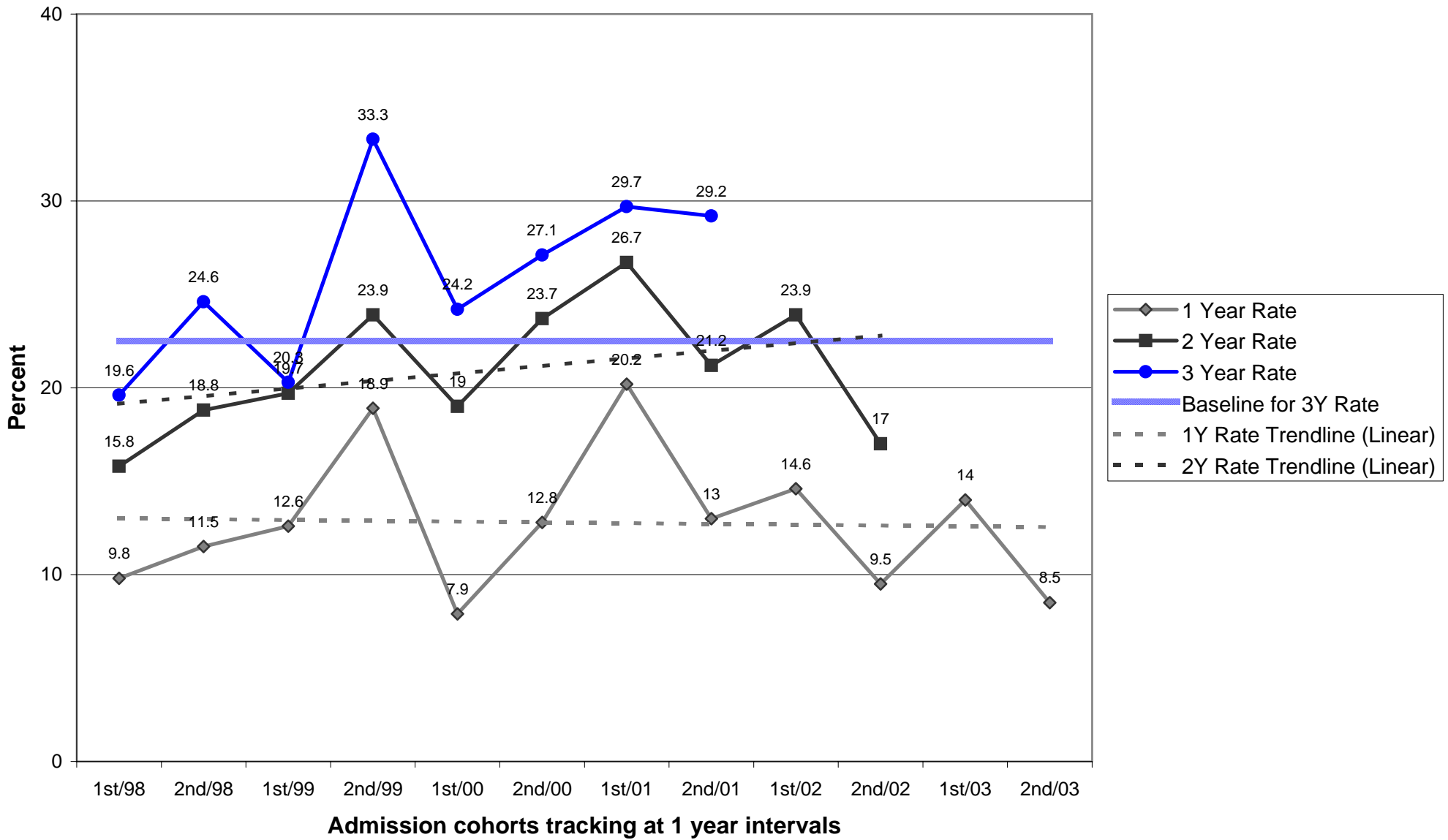
## Probation Recidivism Rates - 2nd Half 2004



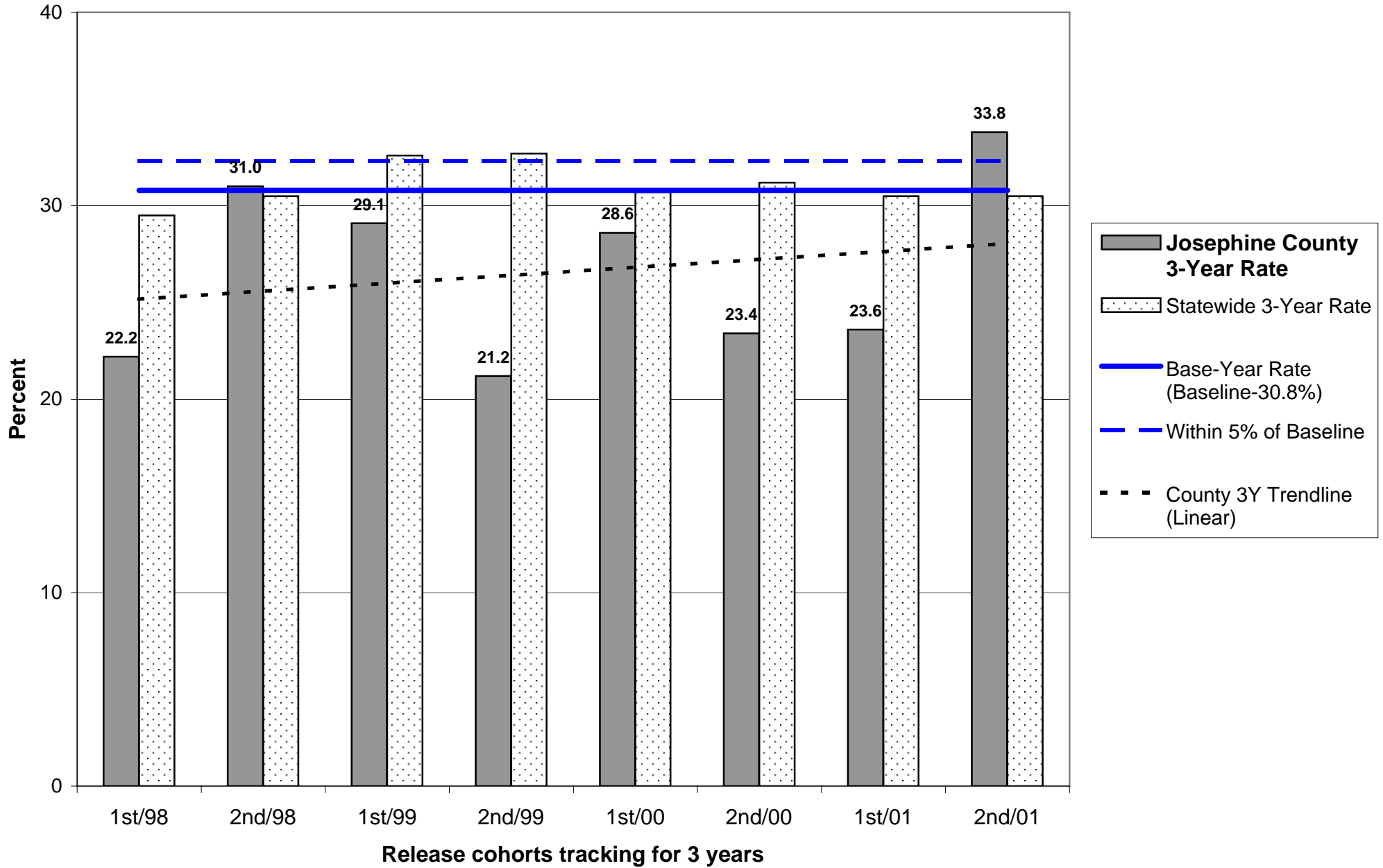


# Probation Recidivism Rates - 2nd Half 2004

## Josephine County

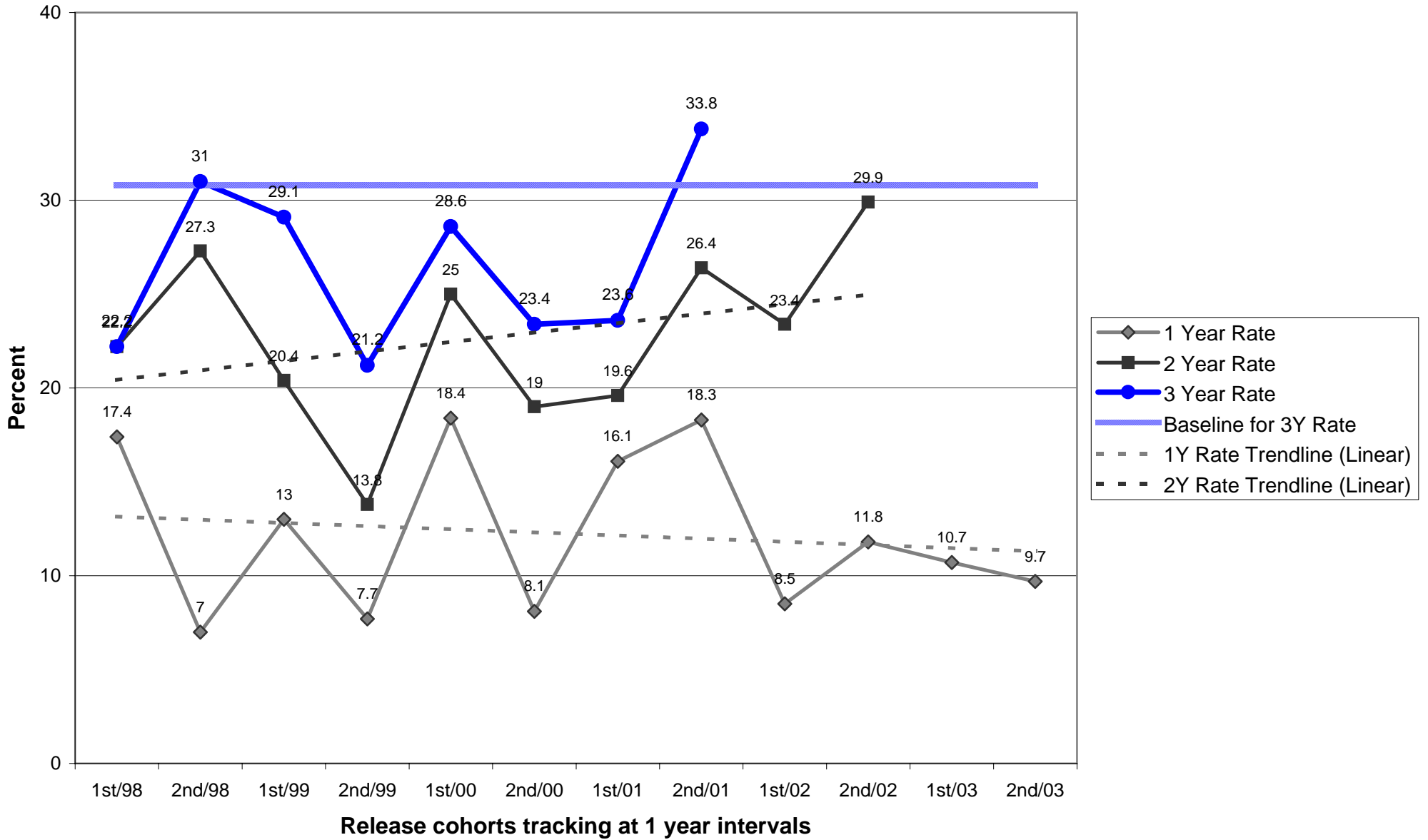


## Parole/Post-Prison Supervision Recidivism Rates - 2nd Half 2004



# Parole/Post-Prison Supervision Recidivism Rates - 2nd Half 2004

## Josephine County



**OREGON DEPARTMENT OF CORRECTIONS  
 RECIDIVISM OF NEW PAROLEES AND PROBATIONERS  
 Klamath/Lake - Updated: July 7, 2005**

	PAROLE-PPS			PROBATION		
	Cumulative Percent Convicted of Any Felony After First Release to Parole-PPS			Cumulative Percent Convicted of Any Felony After First Sentence to Felony Probation		
	Percent convicted in ...months			Percent convicted in ...months		
Cohort	12	24	36	12	24	36
2nd/94	17.6	37.5	50.0	16.7	25.8	28.9
1st/95	7.7	7.7	9.1	10.7	23.3	31.4
2nd/95	18.9	29.7	52.6	17.4	26.9	33.1
1st/96	22.2	35.7	39.3	11.3	20.3	28.0
2nd/96	21.6	29.7	36.8	11.1	18.5	24.4
1st/97	0.0	19.0	20.0	12.2	20.9	23.7
2nd/97	10.5	21.1	26.3	15.0	22.4	26.9
1st/98	12.1	23.5	39.4	12.1	21.1	26.6
2nd/98	12.0	16.0	20.0	8.6	13.9	17.4
1st/99	17.6	19.4	27.0	12.7	18.1	21.5
2nd/99	24.4	34.1	46.5	8.7	17.3	24.2
1st/00	6.7	27.3	38.6	10.7	17.8	19.9
2nd/00	13.0	23.9	34.8	9.5	19.0	22.1
1st/01	12.8	28.2	33.3	10.3	21.7	27.4
2nd/01	20.9	25.0	29.5	10.0	21.9	27.9
1st/02	9.8	17.1		8.1	14.5	
2nd/02	9.8	19.6		8.8	14.1	
1st/03	13.7			10.2		
2nd/03	3.7			8.7		

Note: Slight changes from previous reports may occur due to data updating

Parole: Recidivism is defined as the total percentage of a release cohort that was convicted of any felony at any time within the specified number of months following release from prison.

A release cohort is defined as comprising all individuals who were released to parole or PPS during a six month period. It excludes those released from prison following a revocation from parole/PPS. Inmates initially released on temporary or transitional leave are also included as of their parole or PPS date

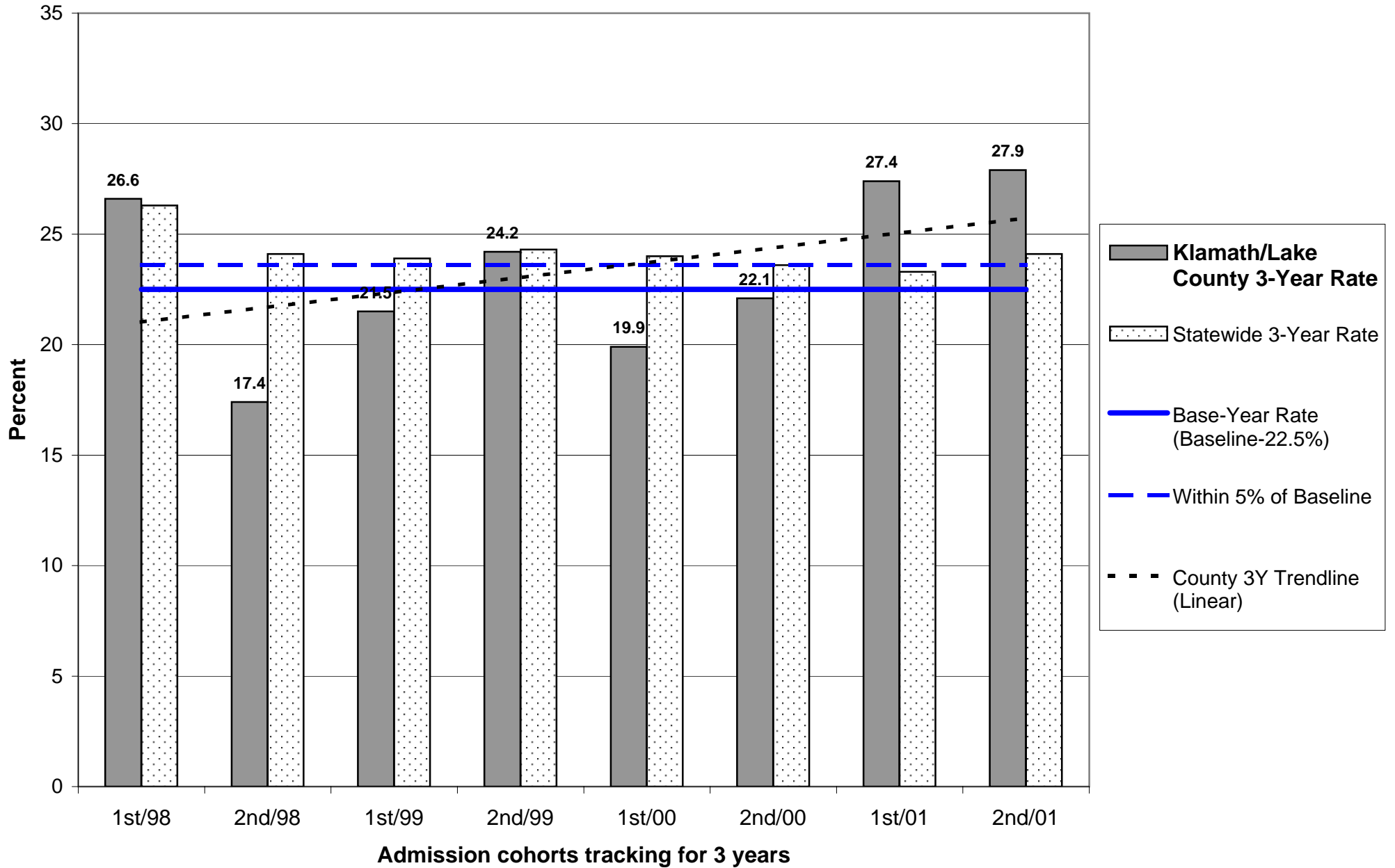
A county's release cohorts are defined as offenders under the county's supervision at the end of the specified number of months following release from incarceration, plus offenders who committed new felonies within that period.

Probation: Recidivism is defined as the total percentage of an admission cohort that was convicted of any felony at any time within the specified number of months after beginning probation

An admission cohort is defined as comprising all individuals who were sentenced for the first time to felony probation during the same six month period. Some offenders have been sentenced to probation more than once. Each new probation admission is considered a separate case

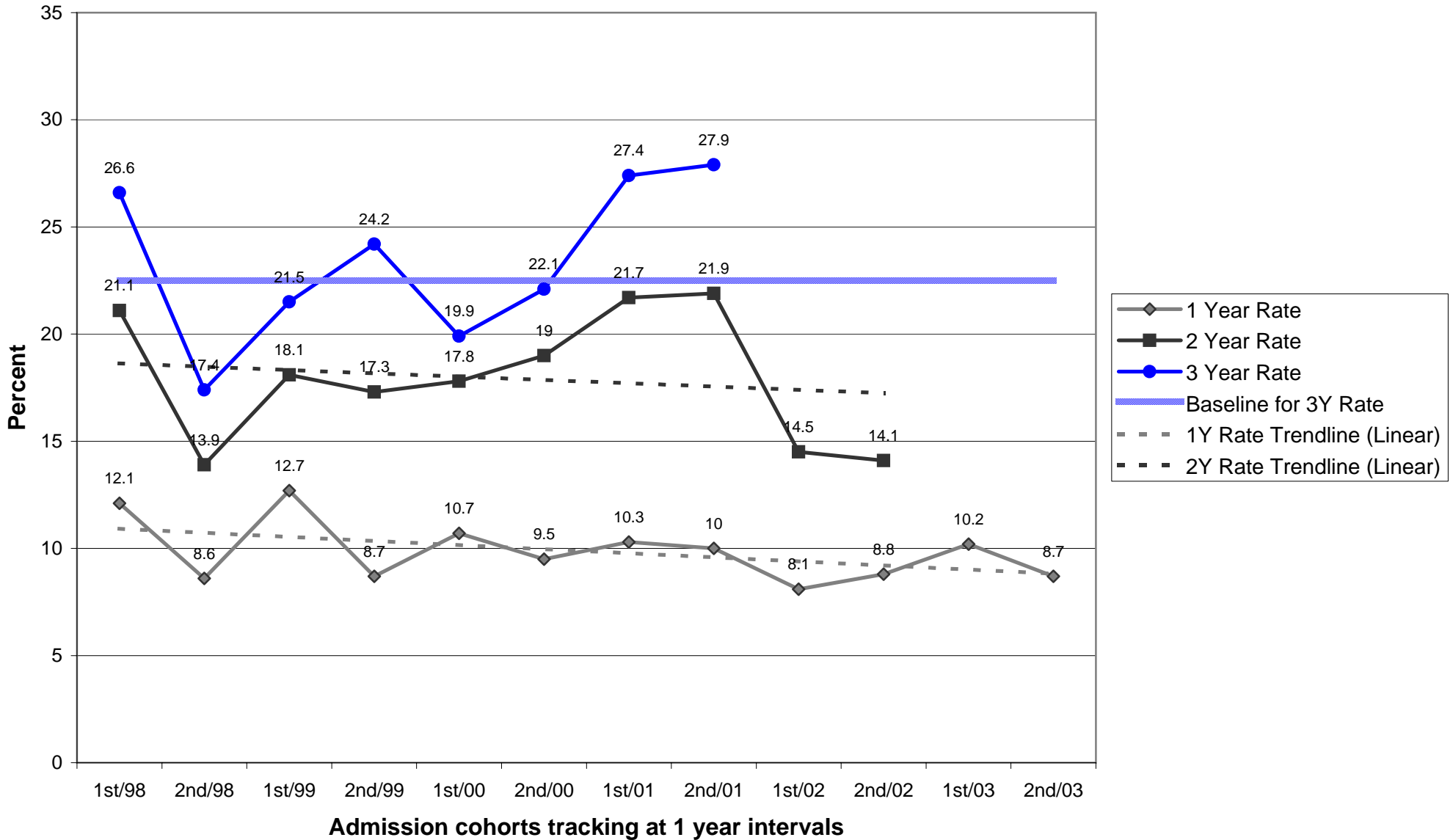
A county's admission cohorts are defined as offenders under the county's supervision at the end of the specified number of months following admission to probation, plus offenders who committed new felonies within that period.

## Probation Recidivism Rates - 2nd Half 2004

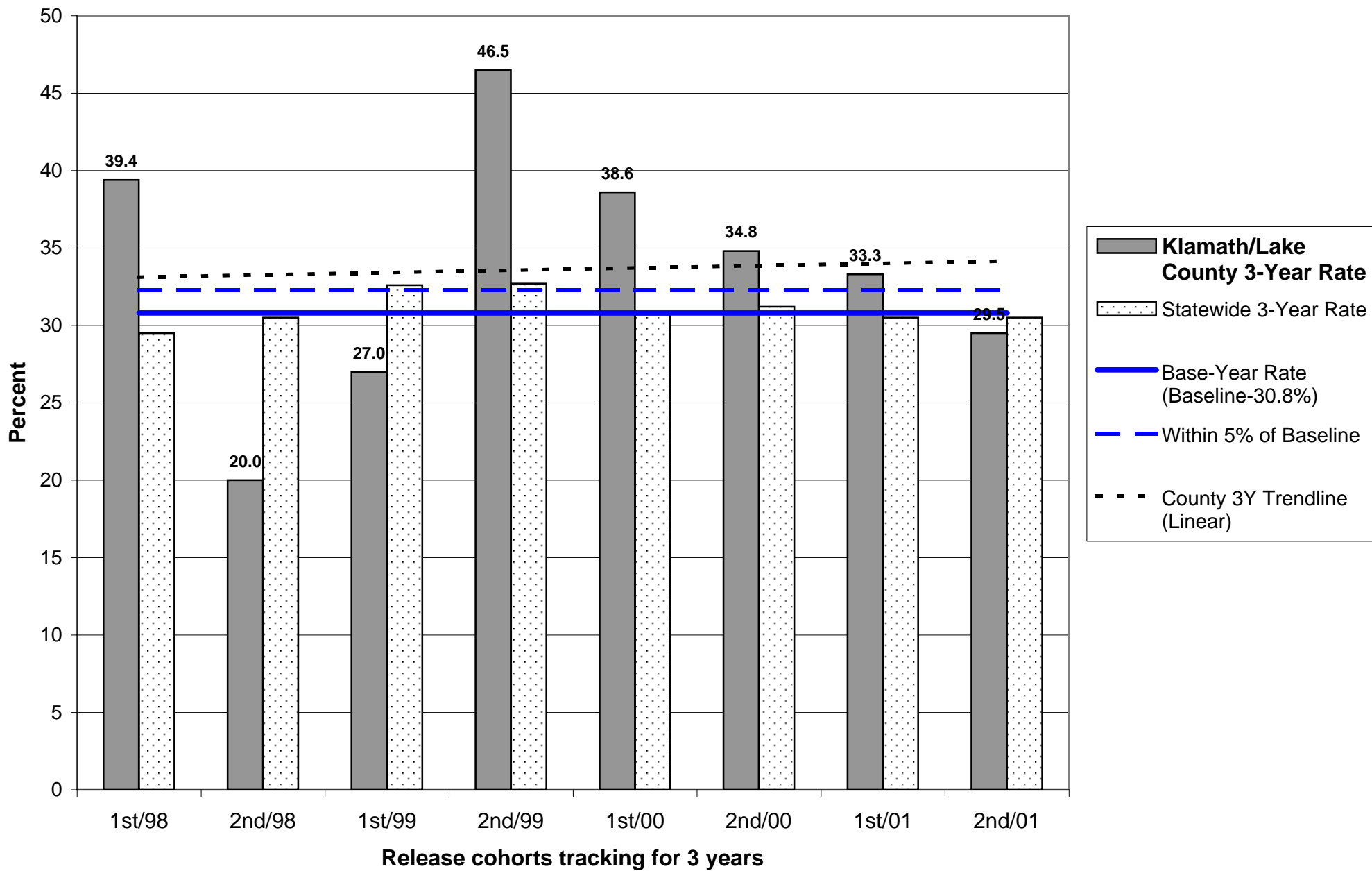


# Probation Recidivism Rates - 2nd Half 2004

## Klamath/Lake County

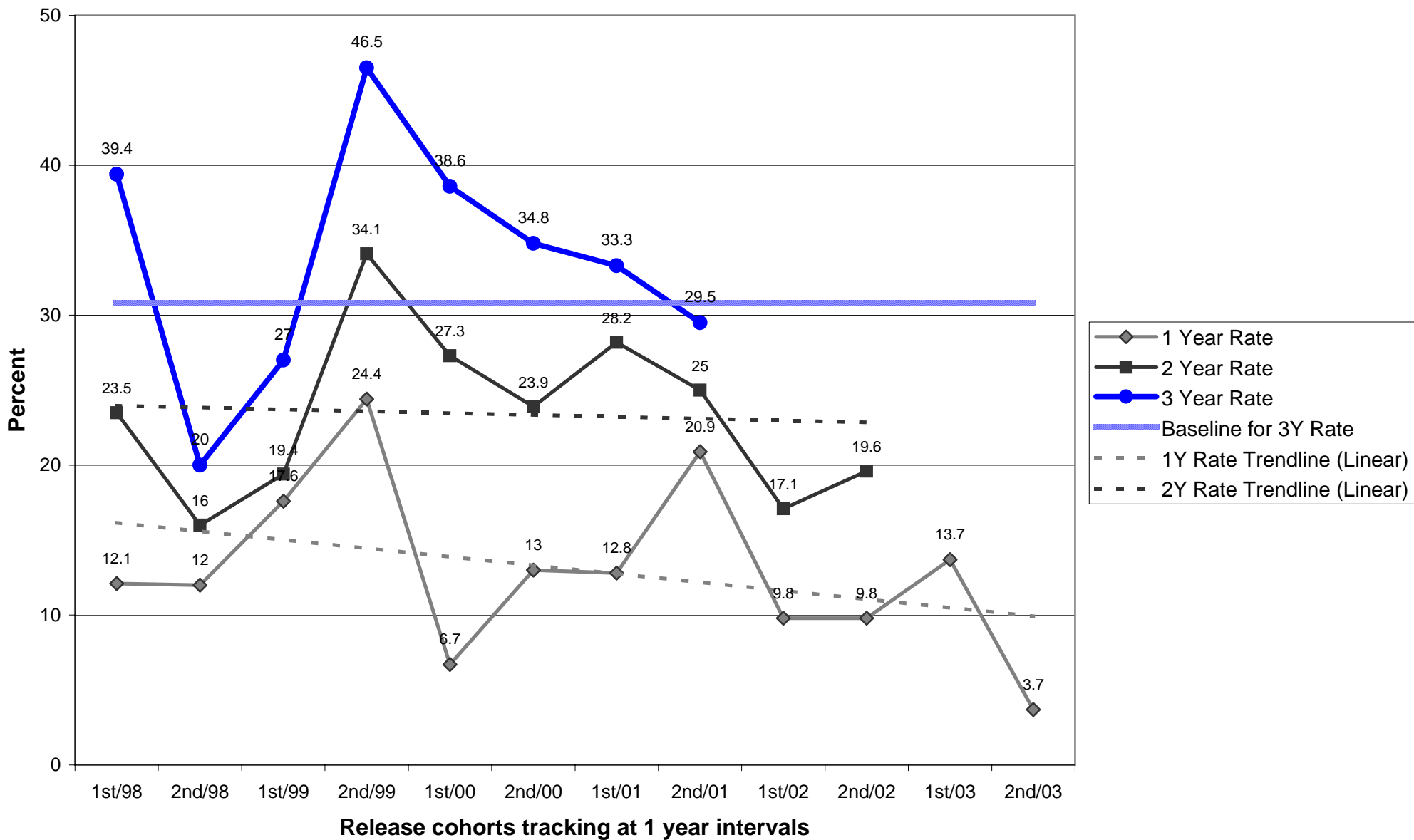


## Parole/Post-Prison Supervision Recidivism Rates - 2nd Half 2004



# Parole/Post-Prison Supervision Recidivism Rates - 2nd Half 2004

## Klamath/Lake County





**OREGON DEPARTMENT OF CORRECTIONS  
 RECIDIVISM OF NEW PAROLEES AND PROBATIONERS  
 Lane - Updated: July 7, 2005**

	PAROLE-PPS			PROBATION		
	Cumulative Percent Convicted of Any Felony After First Release to Parole-PPS			Cumulative Percent Convicted of Any Felony After First Sentence to Felony Probation		
	Percent convicted in ...months			Percent convicted in ...months		
Cohort	12	24	36	12	24	36
2nd/94	12.1	23.7	27.9	11.0	20.2	24.8
1st/95	17.9	29.6	34.5	13.7	22.3	26.2
2nd/95	14.1	24.2	30.0	14.7	21.0	26.0
1st/96	8.8	25.5	30.7	10.4	17.9	23.2
2nd/96	12.4	23.0	35.8	10.6	19.0	23.8
1st/97	9.2	20.8	29.8	6.8	15.9	23.5
2nd/97	8.0	18.8	29.0	7.7	14.6	22.1
1st/98	9.9	22.1	28.2	9.7	19.4	25.8
2nd/98	9.5	22.8	34.3	10.3	18.6	25.0
1st/99	15.6	26.8	37.0	13.0	22.8	27.8
2nd/99	12.9	25.9	36.3	15.3	25.4	30.6
1st/00	13.9	23.8	30.3	12.2	21.6	25.2
2nd/00	14.8	30.8	40.7	14.5	22.8	28.9
1st/01	15.7	28.4	33.6	13.2	24.4	27.5
2nd/01	16.4	24.9	33.7	12.6	21.3	27.7
1st/02	9.4	20.5		13.8	22.5	
2nd/02	10.2	20.3		11.0	21.0	
1st/03	13.5			12.6		
2nd/03	12.2			10.2		

Note: Slight changes from previous reports may occur due to data updating

Parole: Recidivism is defined as the total percentage of a release cohort that was convicted of any felony at any time within the specified number of months following release from prison.

A release cohort is defined as comprising all individuals who were released to parole or PPS during a six month period. It excludes those released from prison following a revocation from parole/PPS. Inmates initially released on temporary or transitional leave are also included as of their parole or PPS date

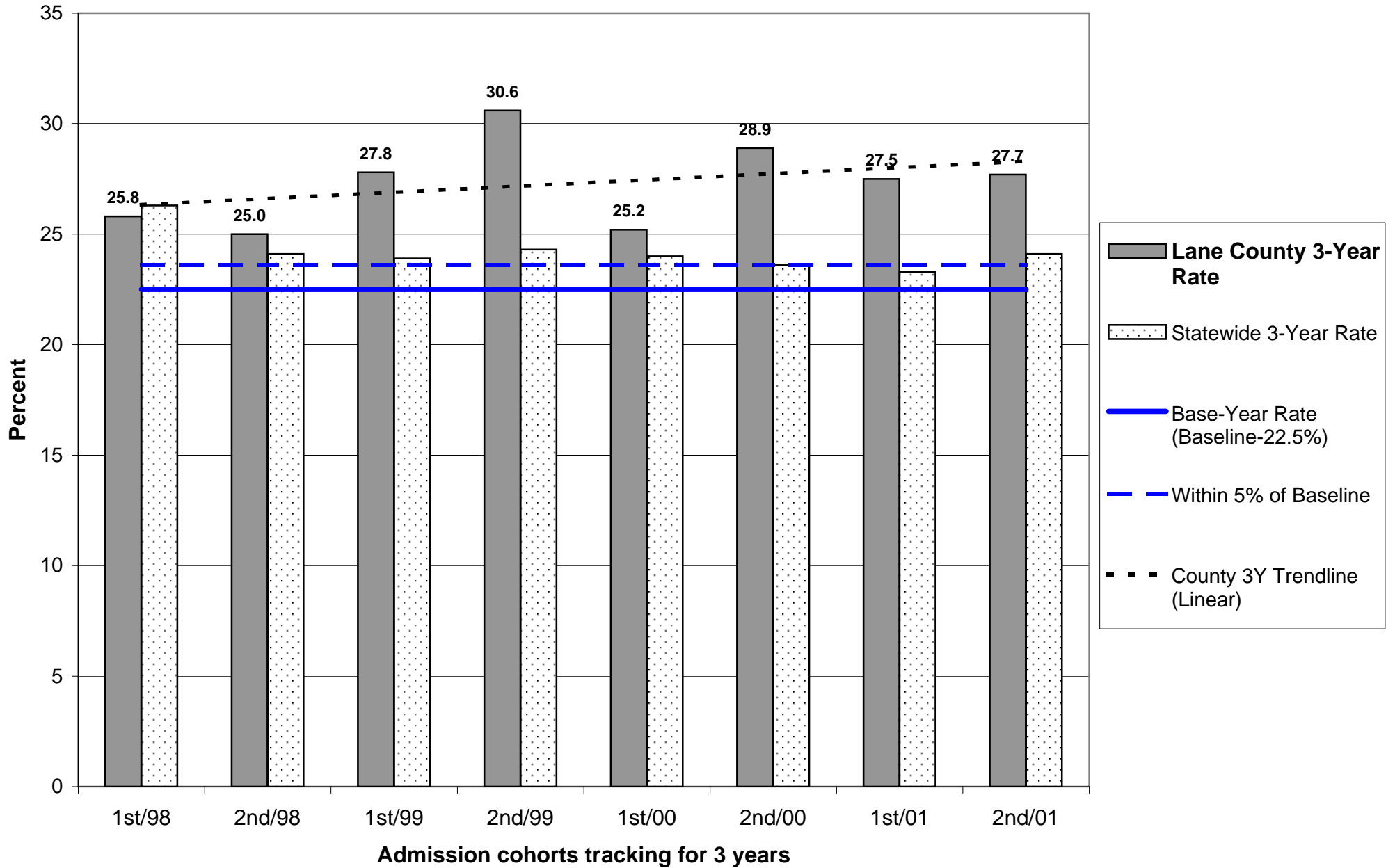
A county's release cohorts are defined as offenders under the county's supervision at the end of the specified number of months following release from incarceration, plus offenders who committed new felonies within that period.

Probation: Recidivism is defined as the total percentage of an admission cohort that was convicted of any felony at any time within the specified number of months after beginning probation

An admission cohort is defined as comprising all individuals who were sentenced for the first time to felony probation during the same six month period. Some offenders have been sentenced to probation more than once. Each new probation admission is considered a separate case

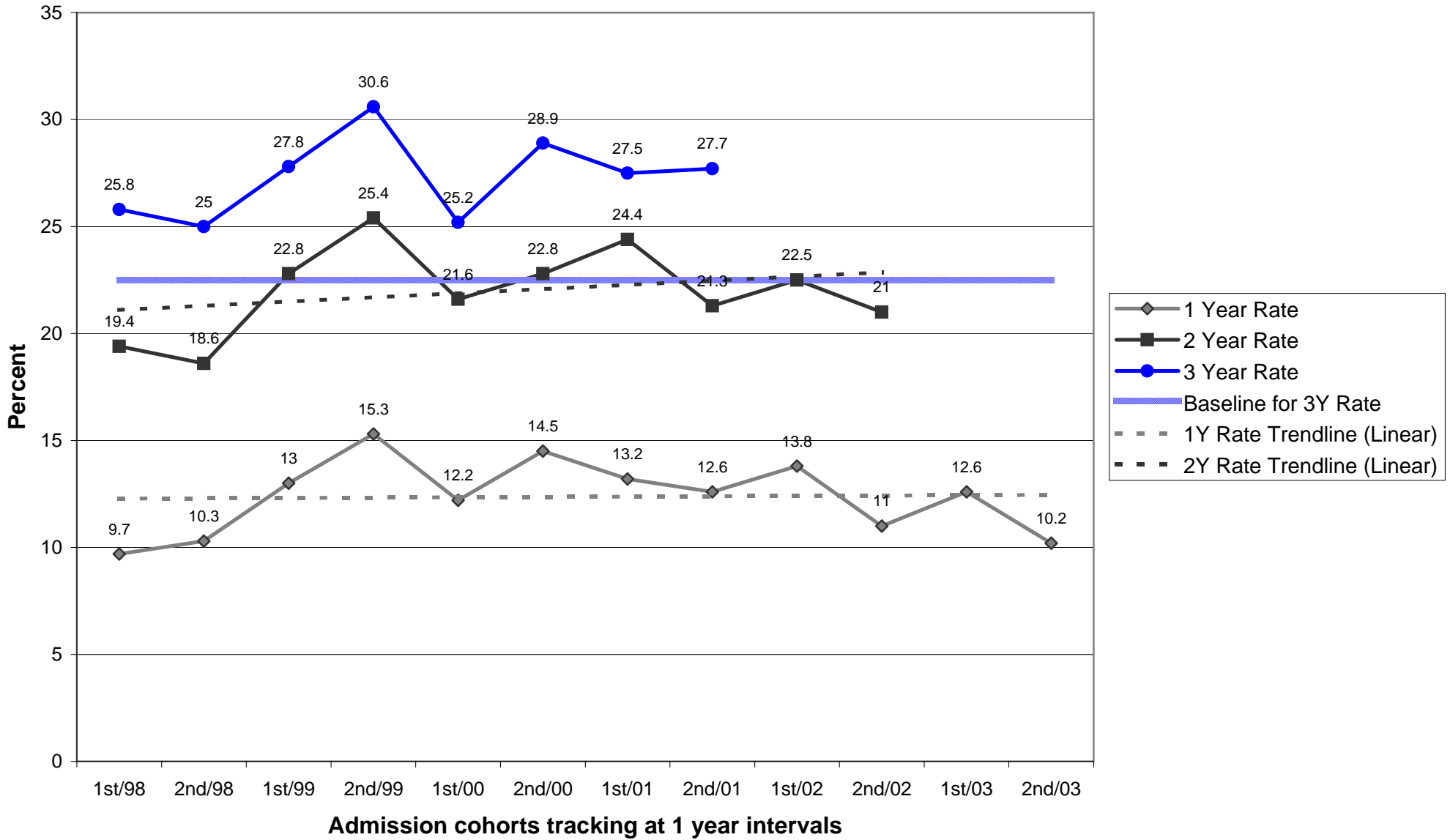
A county's admission cohorts are defined as offenders under the county's supervision at the end of the specified number of months following admission to probation, plus offenders who committed new felonies within that period.

## Probation Recidivism Rates - 2nd Half 2004

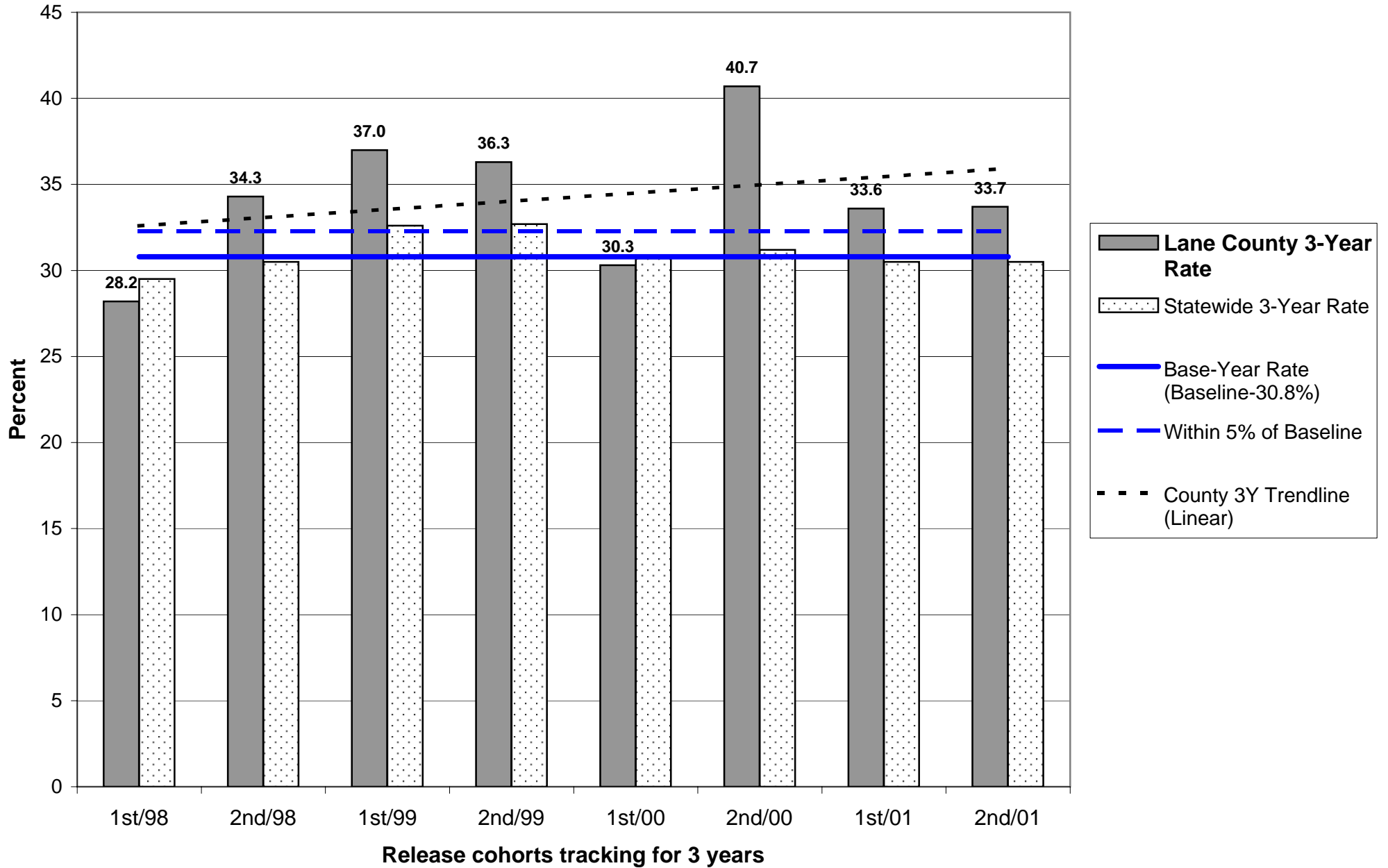


# Probation Recidivism Rates - 2nd Half 2004

## Lane County

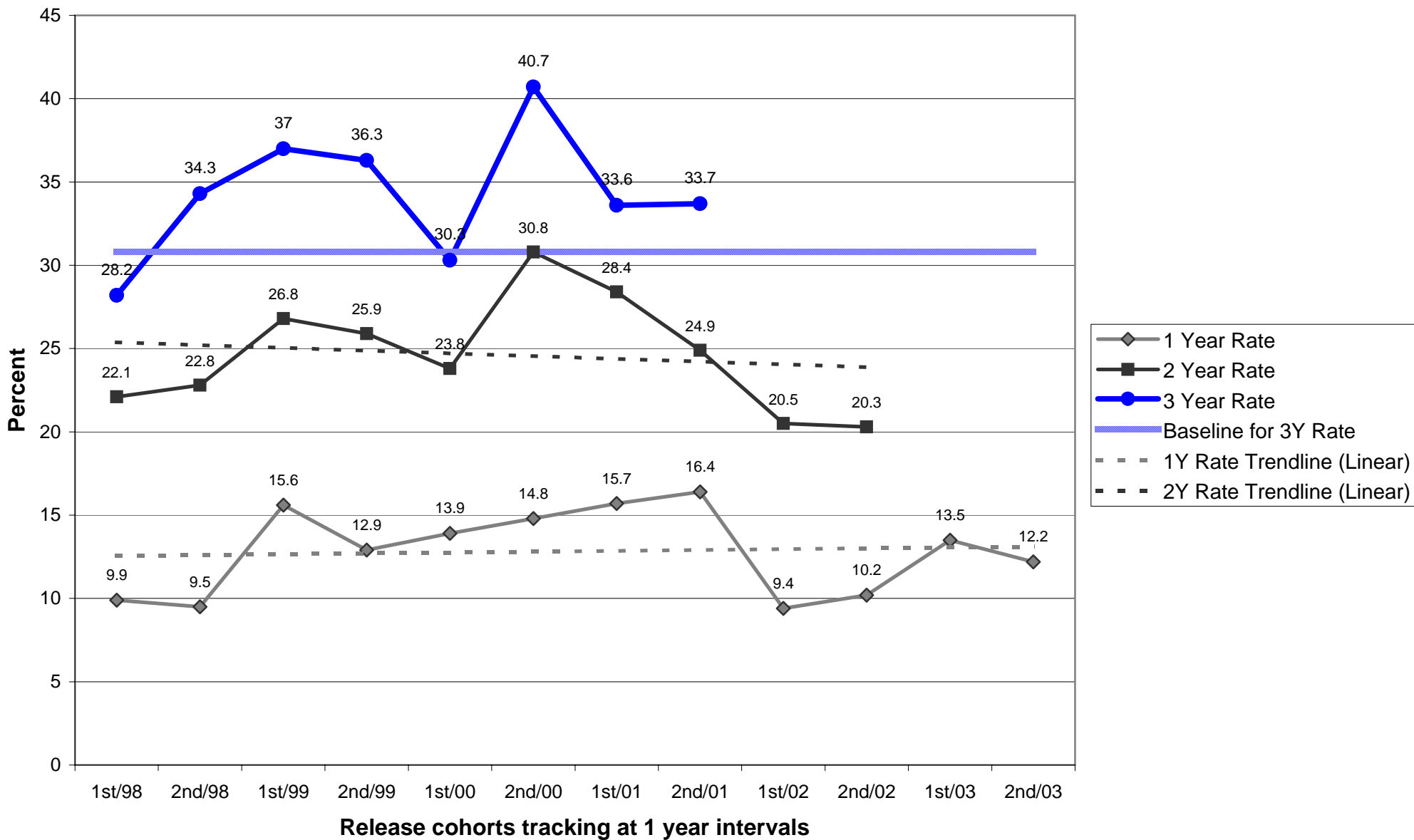


## Parole/Post-Prison Supervision Recidivism Rates - 2nd Half 2004



# Parole/Post-Prison Supervision Recidivism Rates - 2nd Half 2004

## Lane County



**OREGON DEPARTMENT OF CORRECTIONS  
 RECIDIVISM OF NEW PAROLEES AND PROBATIONERS  
 Lincoln - Updated: July 7, 2005**

	PAROLE-PPS			PROBATION		
	Cumulative Percent Convicted of Any Felony After First Release to Parole-PPS			Cumulative Percent Convicted of Any Felony After First Sentence to Felony Probation		
	Percent convicted in ...months			Percent convicted in ...months		
Cohort	12	24	36	12	24	36
2nd/94	13.8	16.7	37.0	14.8	25.0	29.5
1st/95	5.7	8.1	8.1	13.6	18.2	25.8
2nd/95	7.7	20.8	28.0	11.3	13.7	22.9
1st/96	9.5	20.8	32.0	12.7	15.3	20.0
2nd/96	13.3	18.8	21.4	16.4	26.6	31.1
1st/97	11.5	20.8	22.7	11.0	19.2	22.5
2nd/97	21.7	28.6	36.8	14.8	31.9	30.6
1st/98	13.8	16.1	22.2	9.5	16.9	23.0
2nd/98	5.3	5.9	29.4	11.5	13.8	20.7
1st/99	13.3	13.3	18.2	9.0	12.3	17.2
2nd/99	5.3	10.0	20.0	7.1	16.4	20.8
1st/00	5.9	20.0	34.5	10.6	15.4	15.9
2nd/00	4.2	13.6	22.7	5.3	12.5	15.5
1st/01	6.5	13.8	25.0	9.3	12.3	17.1
2nd/01	9.1	17.6	25.7	14.3	18.6	26.7
1st/02	15.9	22.7		11.1	15.7	
2nd/02	2.3	14.3		11.5	16.1	
1st/03	10.4			8.0		
2nd/03	15.6			15.4		

Note: Slight changes from previous reports may occur due to data updating

Parole: Recidivism is defined as the total percentage of a release cohort that was convicted of any felony at any time within the specified number of months following release from prison.

A release cohort is defined as comprising all individuals who were released to parole or PPS during a six month period. It excludes those released from prison following a revocation from parole/PPS. Inmates initially released on temporary or transitional leave are also included as of their parole or PPS date

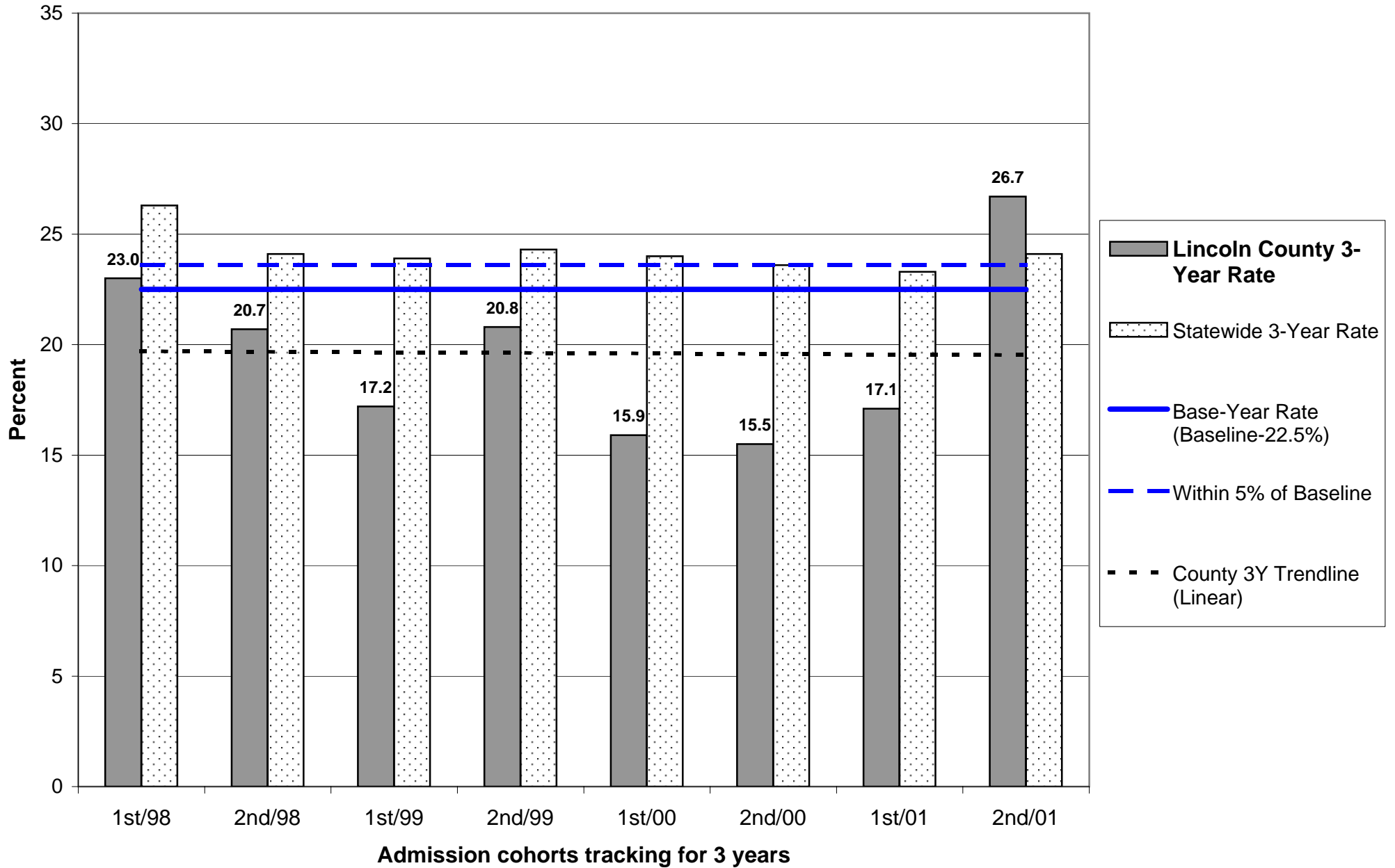
A county's release cohorts are defined as offenders under the county's supervision at the end of the specified number of months following release from incarceration, plus offenders who committed new felonies within that period.

Probation: Recidivism is defined as the total percentage of an admission cohort that was convicted of any felony at any time within the specified number of months after beginning probation

An admission cohort is defined as comprising all individuals who were sentenced for the first time to felony probation during the same six month period. Some offenders have been sentenced to probation more than once. Each new probation admission is considered a separate case

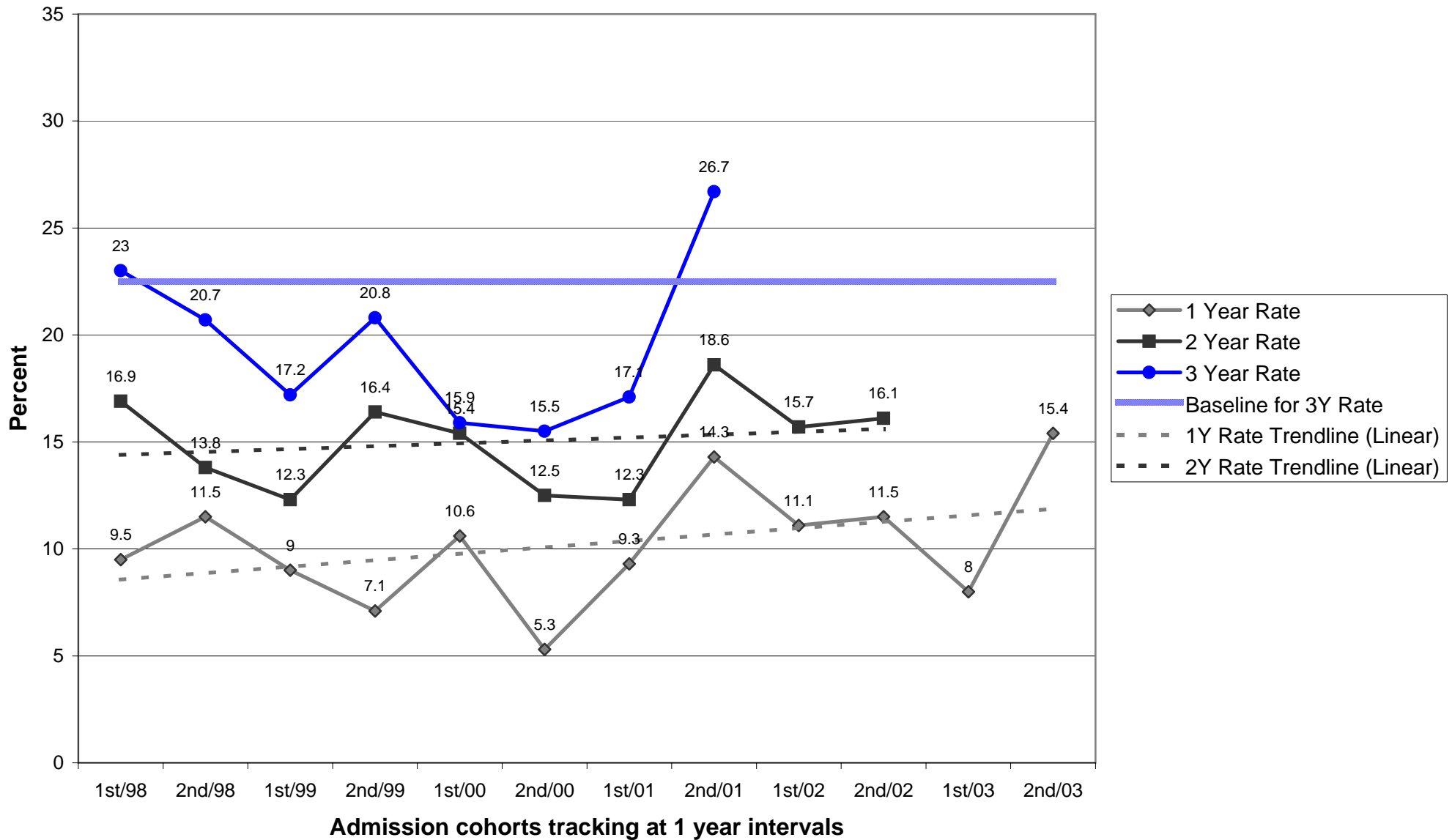
A county's admission cohorts are defined as offenders under the county's supervision at the end of the specified number of months following admission to probation, plus offenders who committed new felonies within that period.

## Probation Recidivism Rates - 2nd Half 2004



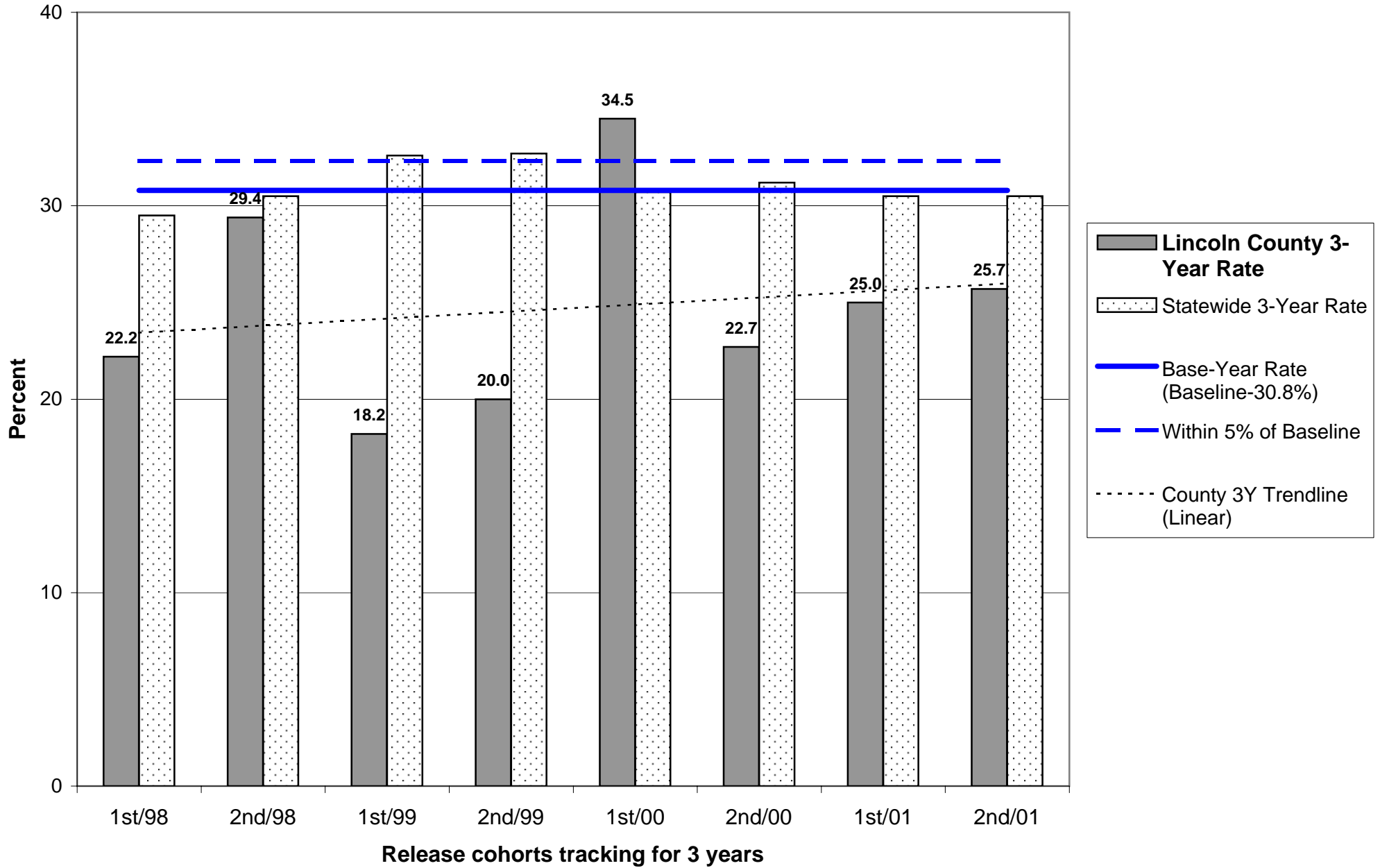
# Probation Recidivism Rates - 2nd Half 2004

## Lincoln County



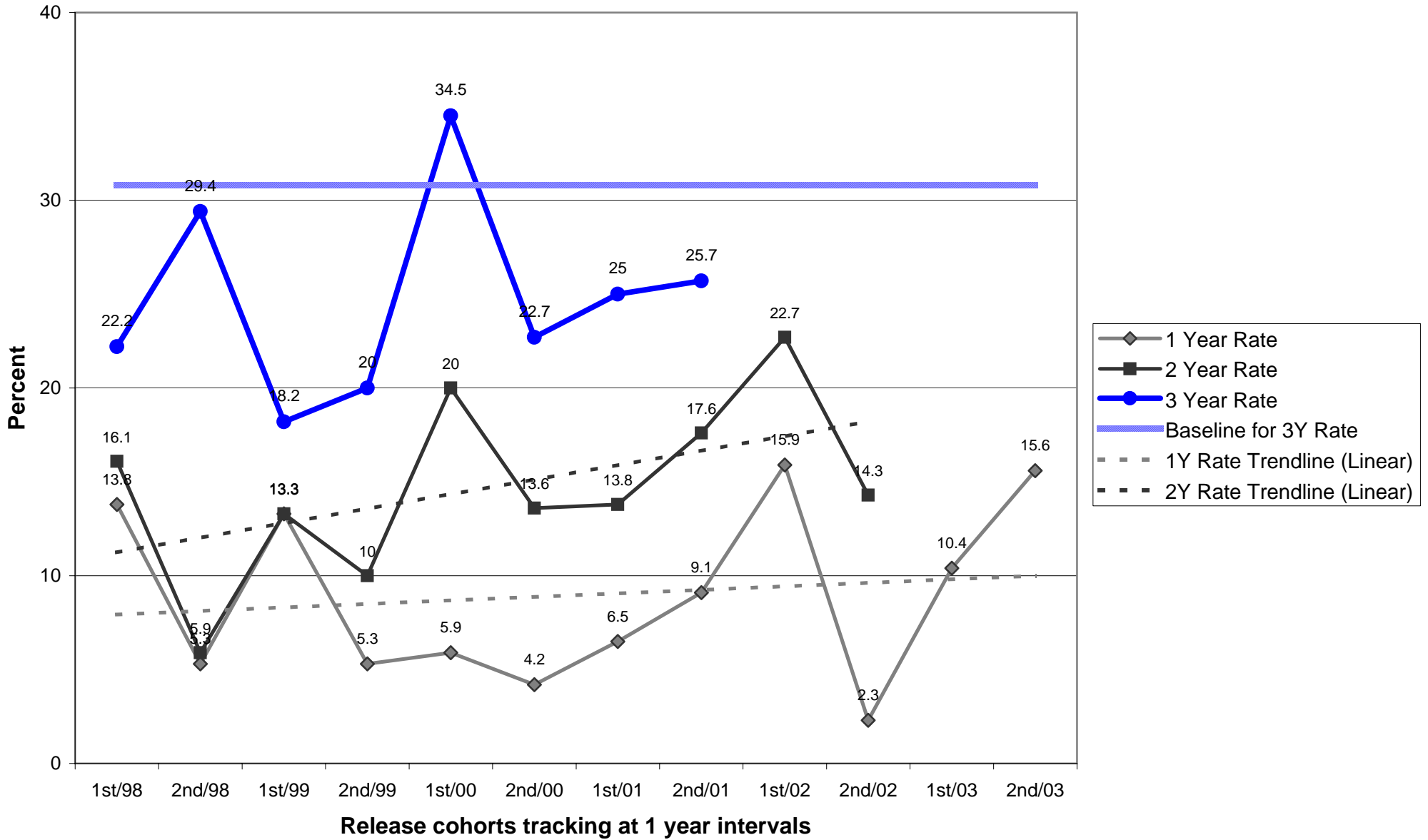


## Parole/Post-Prison Supervision Recidivism Rates - 2nd Half 2004



# Parole/Post-Prison Supervision Recidivism Rates - 2nd Half 2004

## Lincoln County



**OREGON DEPARTMENT OF CORRECTIONS  
 RECIDIVISM OF NEW PAROLEES AND PROBATIONERS  
 Linn - Updated: July 7, 2005**

	PAROLE-PPS			PROBATION		
	Cumulative Percent Convicted of Any Felony After First Release to Parole-PPS			Cumulative Percent Convicted of Any Felony After First Sentence to Felony Probation		
	Percent convicted in ...months			Percent convicted in ...months		
Cohort	12	24	36	12	24	36
2nd/94	23.4	28.6	34.7	21.1	30.0	35.9
1st/95	24.3	33.3	40.0	16.0	28.3	34.1
2nd/95	23.5	32.4	39.7	12.8	20.8	29.4
1st/96	12.8	27.2	31.6	10.8	19.3	23.0
2nd/96	12.3	24.6	30.9	12.2	19.4	24.7
1st/97	14.9	31.1	36.4	9.1	22.6	32.1
2nd/97	19.3	28.4	33.7	15.5	26.9	34.5
1st/98	12.3	25.4	30.6	18.0	26.7	31.1
2nd/98	14.3	25.6	33.7	11.7	20.5	25.5
1st/99	18.7	29.7	39.2	12.5	21.8	28.1
2nd/99	13.4	23.5	28.0	9.3	14.7	17.2
1st/00	12.2	20.2	30.1	15.6	27.0	31.0
2nd/00	13.3	21.0	24.7	17.0	28.2	35.5
1st/01	12.8	26.7	35.3	15.1	21.5	24.6
2nd/01	8.6	19.3	26.2	19.4	31.6	38.2
1st/02	7.6	23.3		21.6	32.6	
2nd/02	16.2	32.7		12.7	24.5	
1st/03	21.3			14.2		
2nd/03	16.0			13.5		

Note: Slight changes from previous reports may occur due to data updating

Parole: Recidivism is defined as the total percentage of a release cohort that was convicted of any felony at any time within the specified number of months following release from prison.

A release cohort is defined as comprising all individuals who were released to parole or PPS during a six month period. It excludes those released from prison following a revocation from parole/PPS. Inmates initially released on temporary or transitional leave are also included as of their parole or PPS date

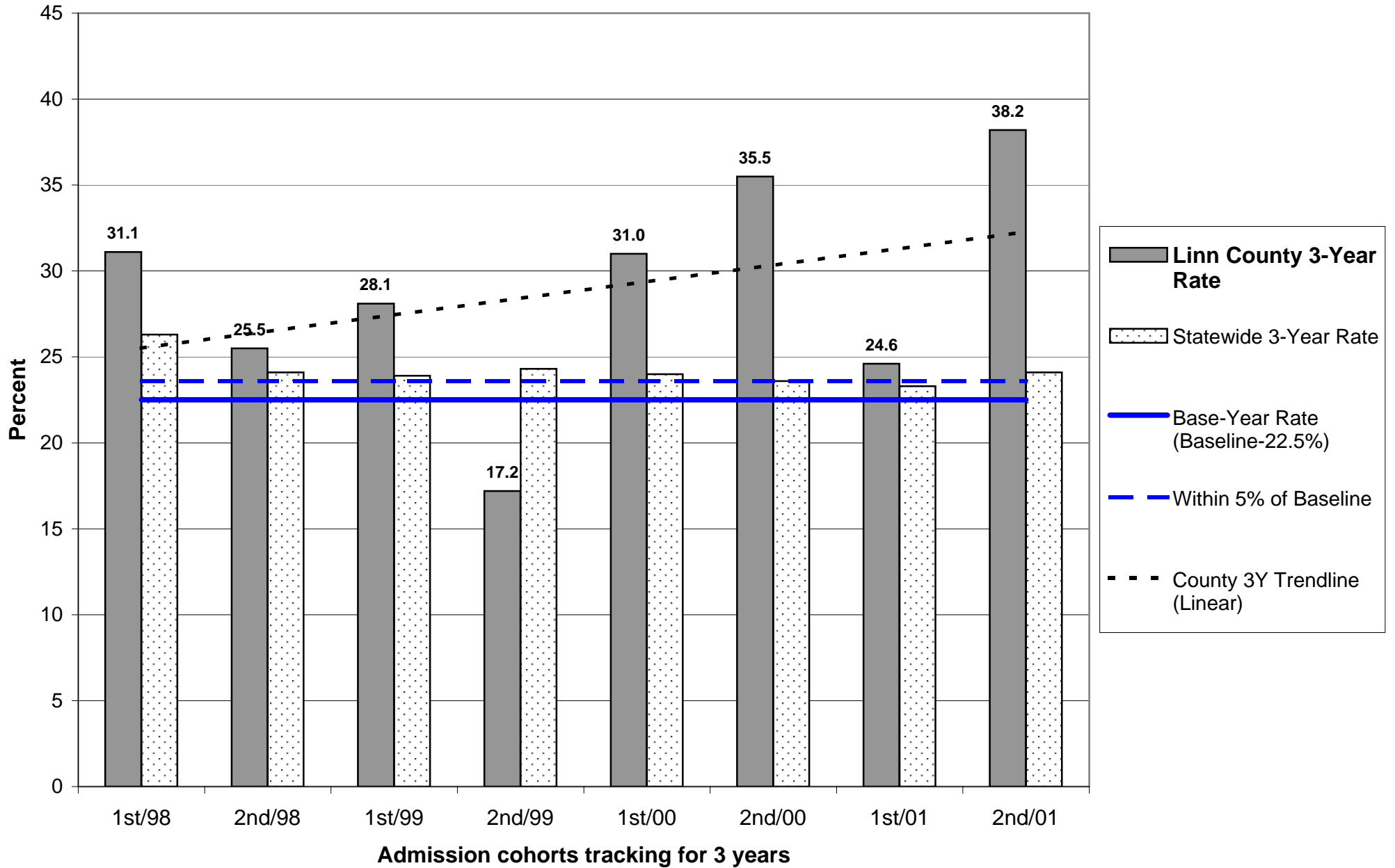
A county's release cohorts are defined as offenders under the county's supervision at the end of the specified number of months following release from incarceration, plus offenders who committed new felonies within that period.

Probation: Recidivism is defined as the total percentage of an admission cohort that was convicted of any felony at any time within the specified number of months after beginning probation

An admission cohort is defined as comprising all individuals who were sentenced for the first time to felony probation during the same six month period. Some offenders have been sentenced to probation more than once. Each new probation admission is considered a separate case

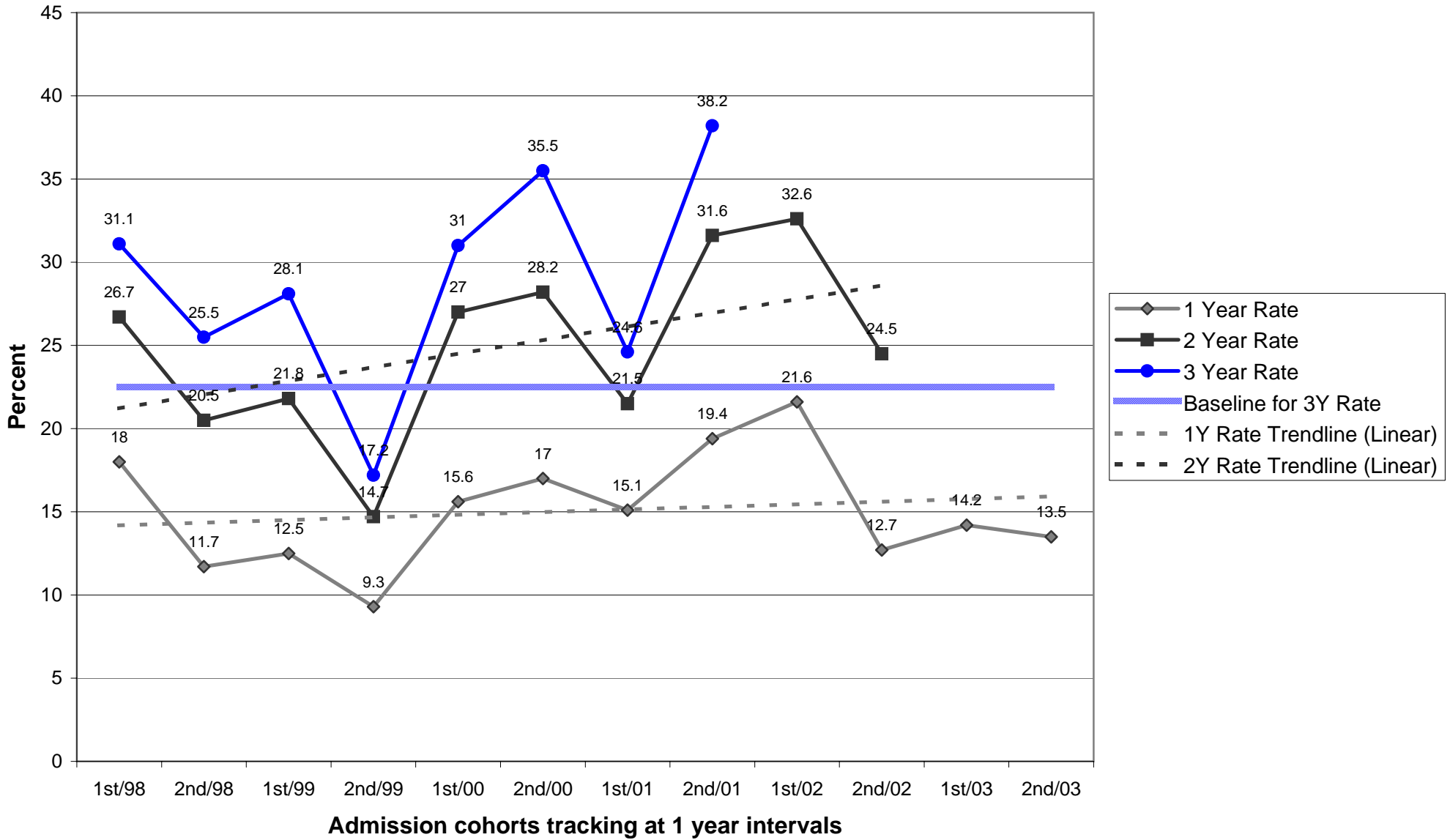
A county's admission cohorts are defined as offenders under the county's supervision at the end of the specified number of months following admission to probation, plus offenders who committed new felonies within that period.

## Probation Recidivism Rates - 2nd Half 2004

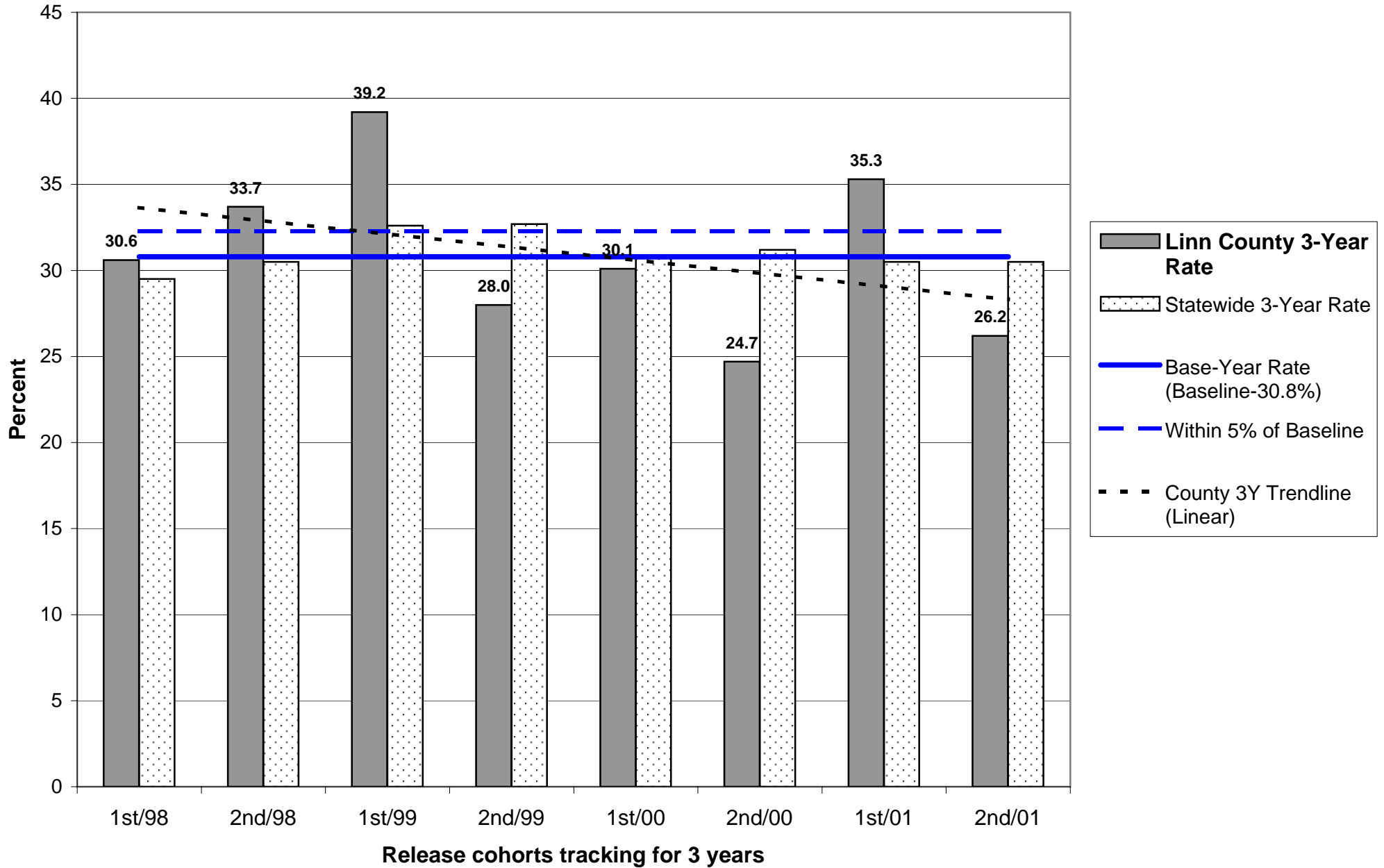


# Probation Recidivism Rates - 2nd Half 2004

## Linn County

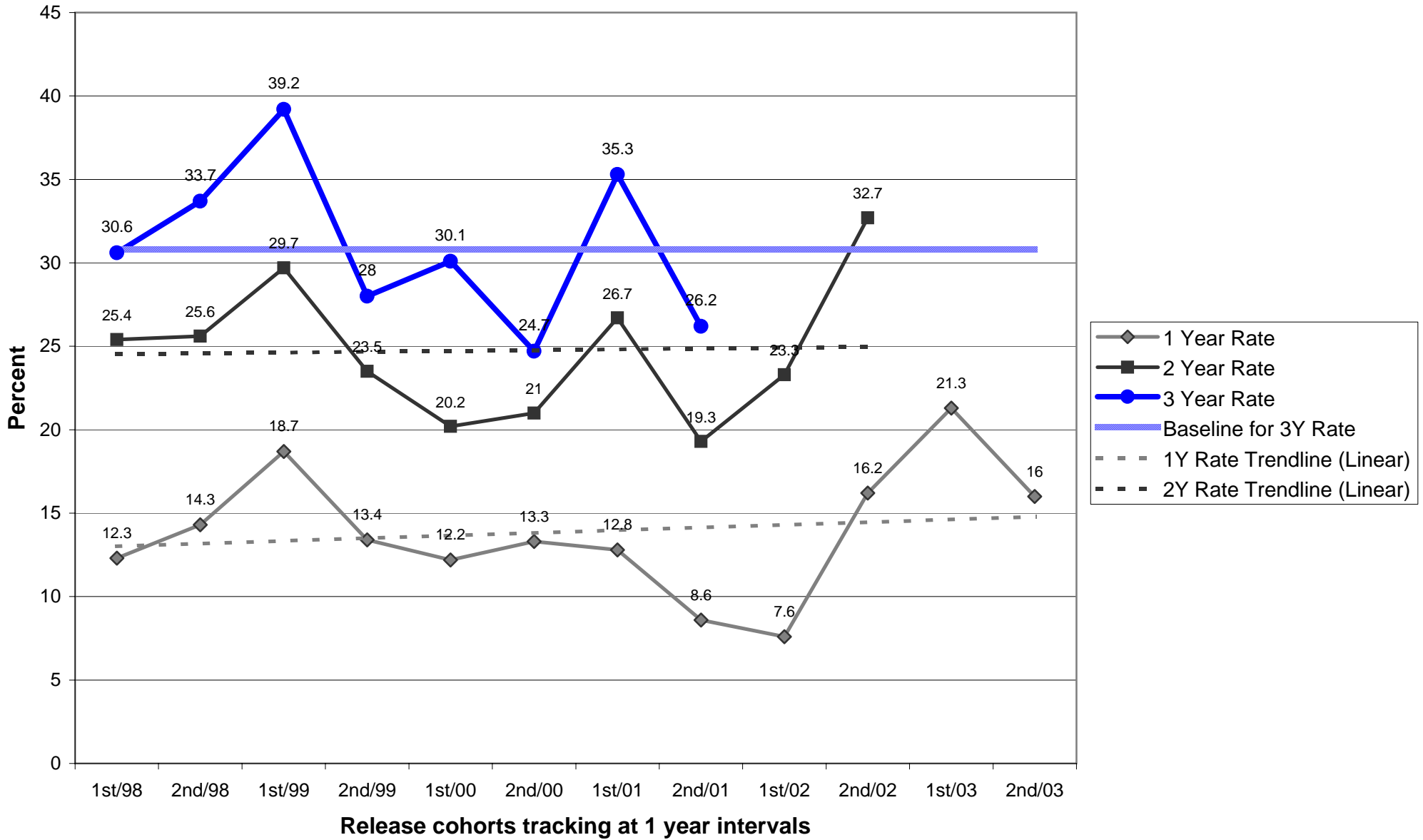


## Parole/Post-Prison Supervision Recidivism Rates - 2nd Half 2004



# Parole/Post-Prison Supervision Recidivism Rates - 2nd Half 2004

## Linn County



**OREGON DEPARTMENT OF CORRECTIONS  
 RECIDIVISM OF NEW PAROLEES AND PROBATIONERS  
 Malheur - Updated: July 7, 2005**

	PAROLE-PPS			PROBATION		
	Cumulative Percent Convicted of Any Felony After First Release to Parole-PPS			Cumulative Percent Convicted of Any Felony After First Sentence to Felony Probation		
	Percent convicted in ...months			Percent convicted in ...months		
Cohort	12	24	36	12	24	36
2nd/94	5.6	15.0	14.3	4.2	16.3	22.9
1st/95	4.5	4.3	21.7	9.4	15.1	23.2
2nd/95	16.7	26.1	34.8	6.8	11.6	14.3
1st/96	0.0	10.0	10.0	9.8	25.8	32.3
2nd/96	7.1	17.2	26.7	7.8	22.0	24.0
1st/97	12.5	21.9	25.8	11.1	18.2	24.1
2nd/97	4.2	13.0	21.7	10.0	17.8	23.6
1st/98	4.0	12.0	15.4	7.7	15.5	19.7
2nd/98	13.2	17.9	20.5	6.7	9.8	9.8
1st/99	13.8	21.4	26.9	12.0	12.0	14.6
2nd/99	0.0	16.2	21.6	4.8	12.9	18.0
1st/00	5.0	12.5	14.6	7.1	12.7	18.2
2nd/00	8.1	12.8	15.4	7.0	14.0	21.1
1st/01	8.9	13.3	20.0	6.9	10.5	13.8
2nd/01	4.0	8.0	8.0	9.1	14.5	16.4
1st/02	0.0	7.7		8.9	14.5	
2nd/02	5.0	10.0		6.4	15.2	
1st/03	11.1			4.3		
2nd/03	9.5			5.6		

Note: Slight changes from previous reports may occur due to data updating

Parole: Recidivism is defined as the total percentage of a release cohort that was convicted of any felony at any time within the specified number of months following release from prison.

A release cohort is defined as comprising all individuals who were released to parole or PPS during a six month period. It excludes those released from prison following a revocation from parole/PPS. Inmates initially released on temporary or transitional leave are also included as of their parole or PPS date

A county's release cohorts are defined as offenders under the county's supervision at the end of the specified number of months following release from incarceration, plus offenders who committed new felonies within that period.

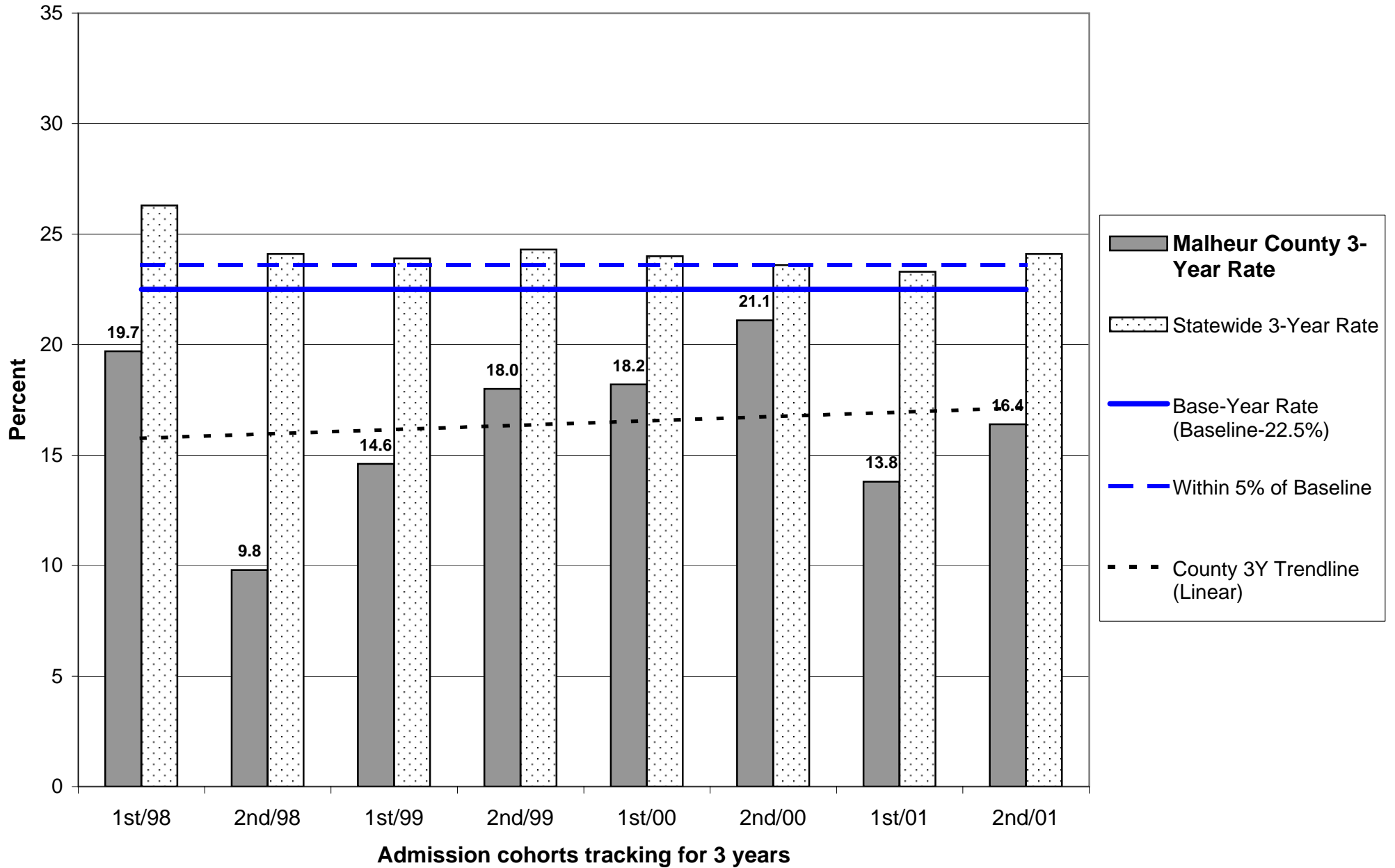
Probation: Recidivism is defined as the total percentage of an admission cohort that was convicted of any felony at any time within the specified number of months after beginning probation

An admission cohort is defined as comprising all individuals who were sentenced for the first time to felony probation during the same six month period. Some offenders have been sentenced to probation more than once. Each new probation admission is considered a separate case

A county's admission cohorts are defined as offenders under the county's supervision at the end of the specified number of months following admission to probation, plus offenders who committed new felonies within that period.

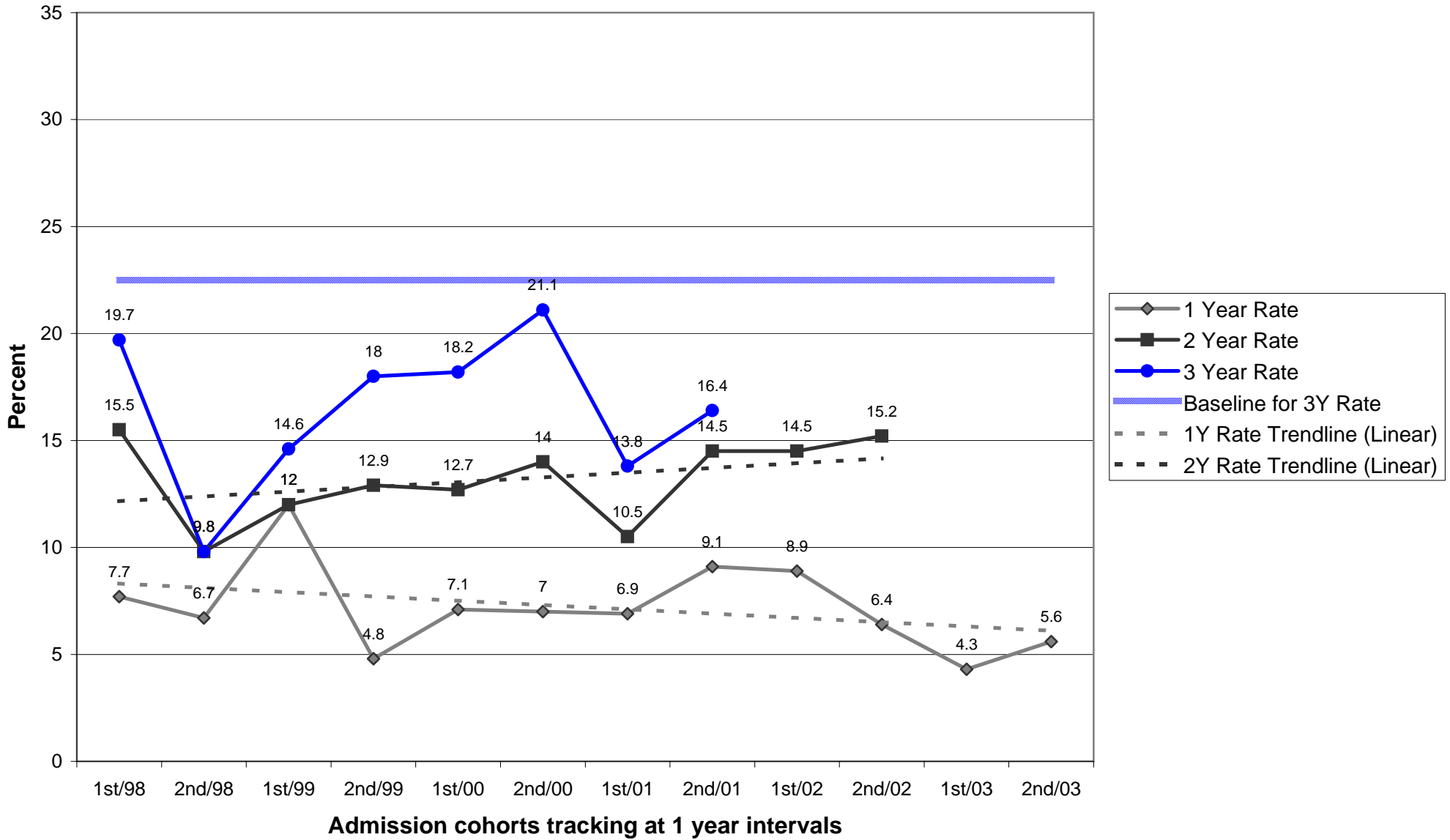


## Probation Recidivism Rates - 2nd Half 2004



# Probation Recidivism Rates - 2nd Half 2004

## Malheur County



**OREGON DEPARTMENT OF CORRECTIONS  
 RECIDIVISM OF NEW PAROLEES AND PROBATIONERS  
 Marion - Updated: July 7, 2005**

	PAROLE-PPS			PROBATION		
	Cumulative Percent Convicted of Any Felony After First Release to Parole-PPS			Cumulative Percent Convicted of Any Felony After First Sentence to Felony Probation		
	Percent convicted in ...months			Percent convicted in ...months		
Cohort	12	24	36	12	24	36
2nd/94	12.5	17.0	21.7	13.4	20.7	23.5
1st/95	13.0	23.5	31.8	14.8	22.3	25.6
2nd/95	15.6	25.0	31.0	12.5	21.7	27.7
1st/96	14.1	22.2	29.6	10.8	18.6	22.9
2nd/96	8.2	20.2	25.9	10.5	18.6	22.9
1st/97	15.4	23.9	27.7	11.6	17.3	22.9
2nd/97	9.4	23.9	29.9	14.2	23.5	29.6
1st/98	10.2	22.7	29.8	11.3	21.9	28.9
2nd/98	11.7	21.5	29.1	11.0	18.6	25.0
1st/99	14.8	29.3	36.4	12.5	23.1	28.1
2nd/99	15.5	32.1	38.6	11.8	18.5	23.4
1st/00	14.2	26.4	35.4	12.5	23.3	29.4
2nd/00	18.4	28.6	36.4	11.4	20.1	25.6
1st/01	16.8	28.6	35.8	9.3	19.7	26.8
2nd/01	13.2	25.7	37.4	11.0	18.2	24.0
1st/02	15.5	24.2		11.3	20.7	
2nd/02	9.2	23.2		9.7	19.9	
1st/03	11.7			11.4		
2nd/03	15.0			13.9		

Note: Slight changes from previous reports may occur due to data updating

Parole: Recidivism is defined as the total percentage of a release cohort that was convicted of any felony at any time within the specified number of months following release from prison.

A release cohort is defined as comprising all individuals who were released to parole or PPS during a six month period. It excludes those released from prison following a revocation from parole/PPS. Inmates initially released on temporary or transitional leave are also included as of their parole or PPS date

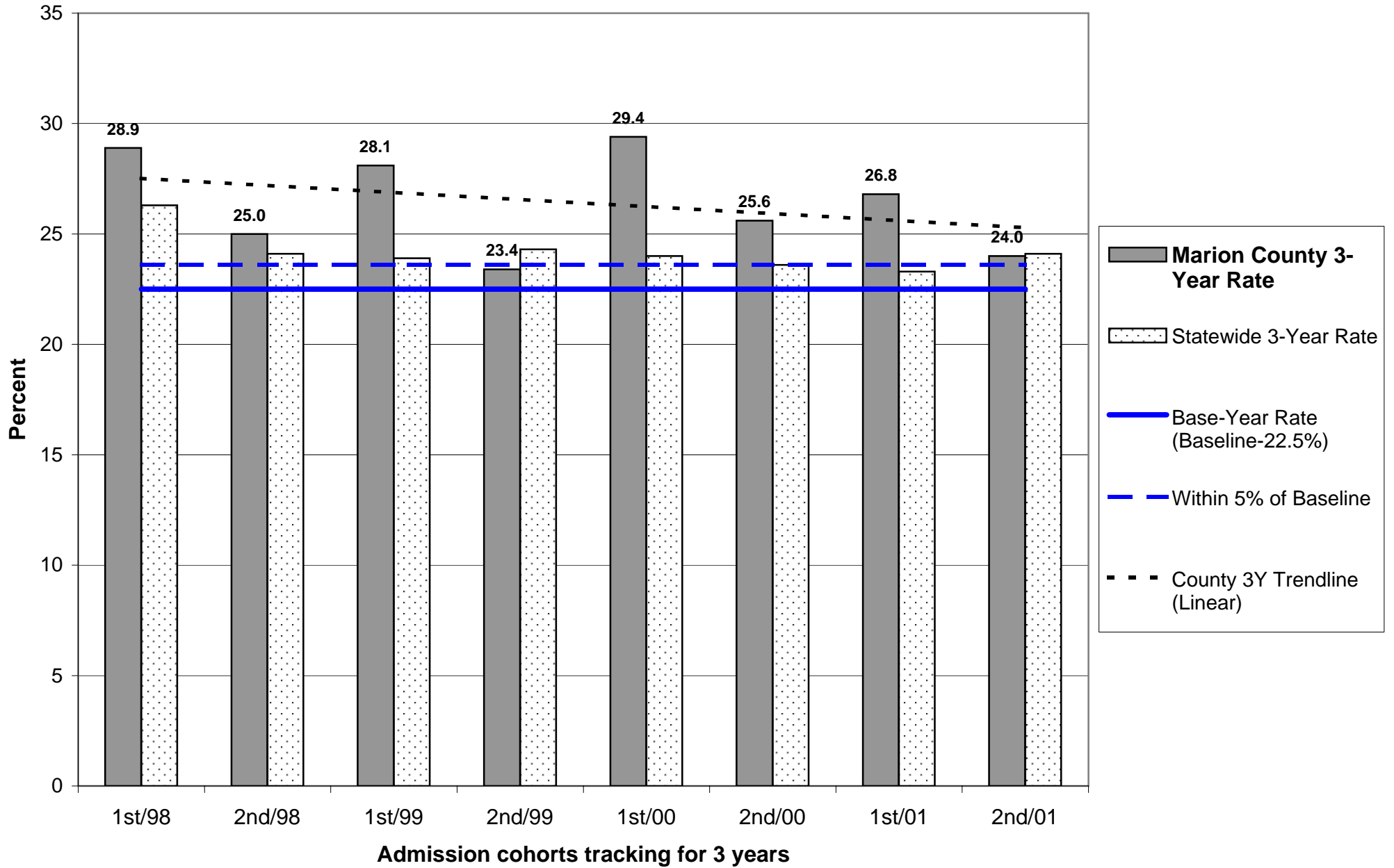
A county's release cohorts are defined as offenders under the county's supervision at the end of the specified number of months following release from incarceration, plus offenders who committed new felonies within that period.

Probation: Recidivism is defined as the total percentage of an admission cohort that was convicted of any felony at any time within the specified number of months after beginning probation

An admission cohort is defined as comprising all individuals who were sentenced for the first time to felony probation during the same six month period. Some offenders have been sentenced to probation more than once. Each new probation admission is considered a separate case

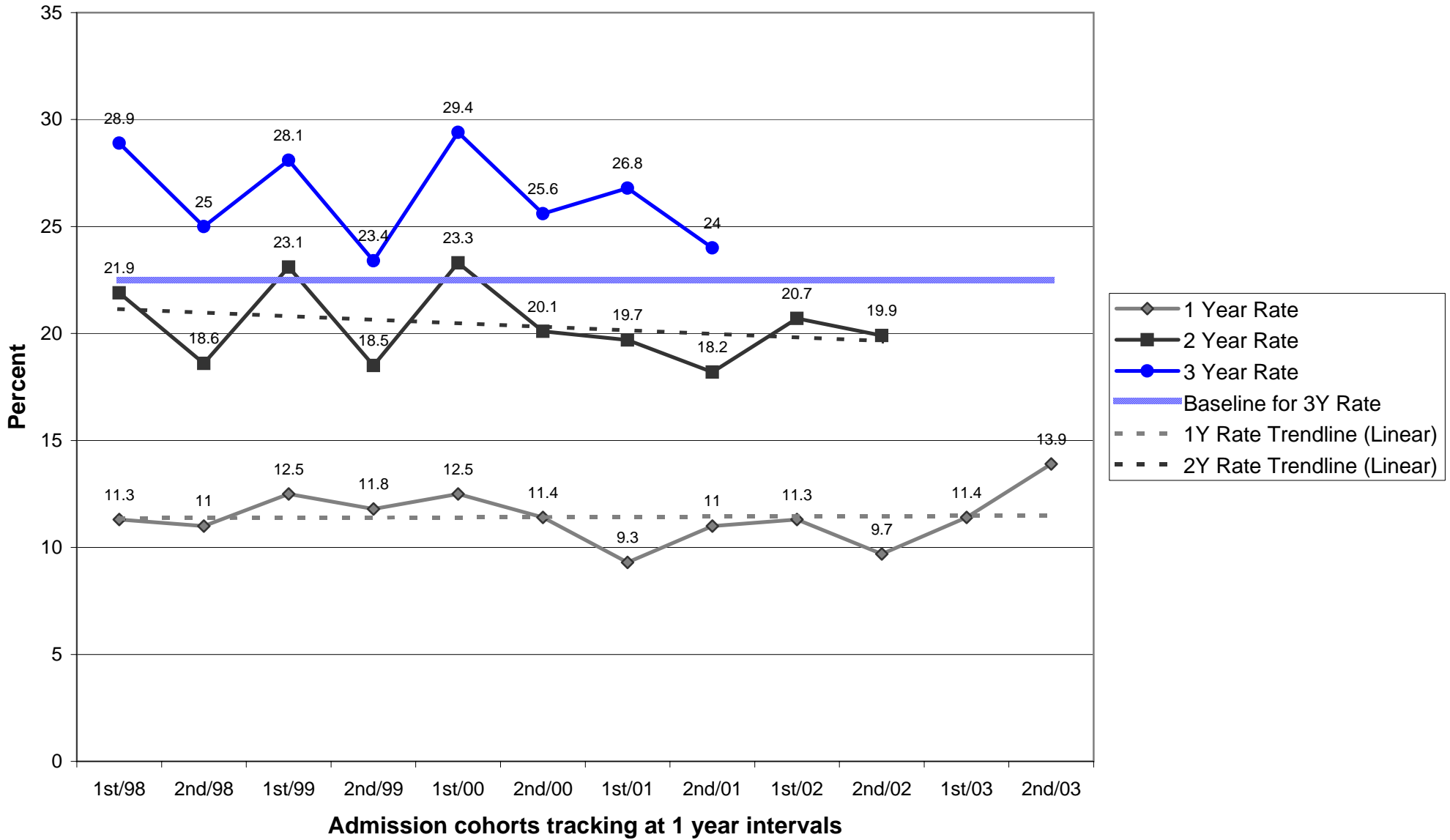
A county's admission cohorts are defined as offenders under the county's supervision at the end of the specified number of months following admission to probation, plus offenders who committed new felonies within that period.

## Probation Recidivism Rates - 2nd Half 2004

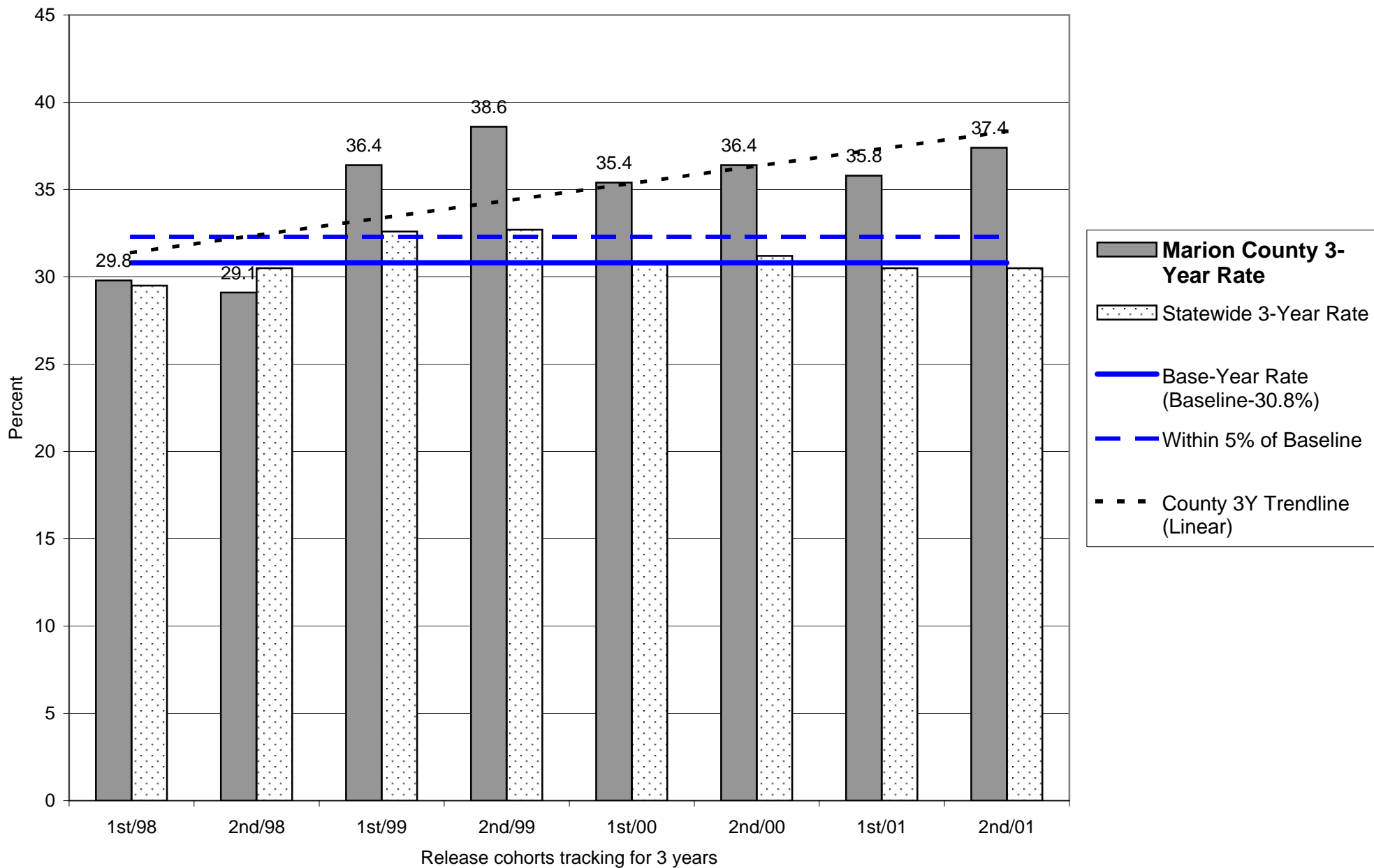


# Probation Recidivism Rates - 2nd Half 2004

## Marion County

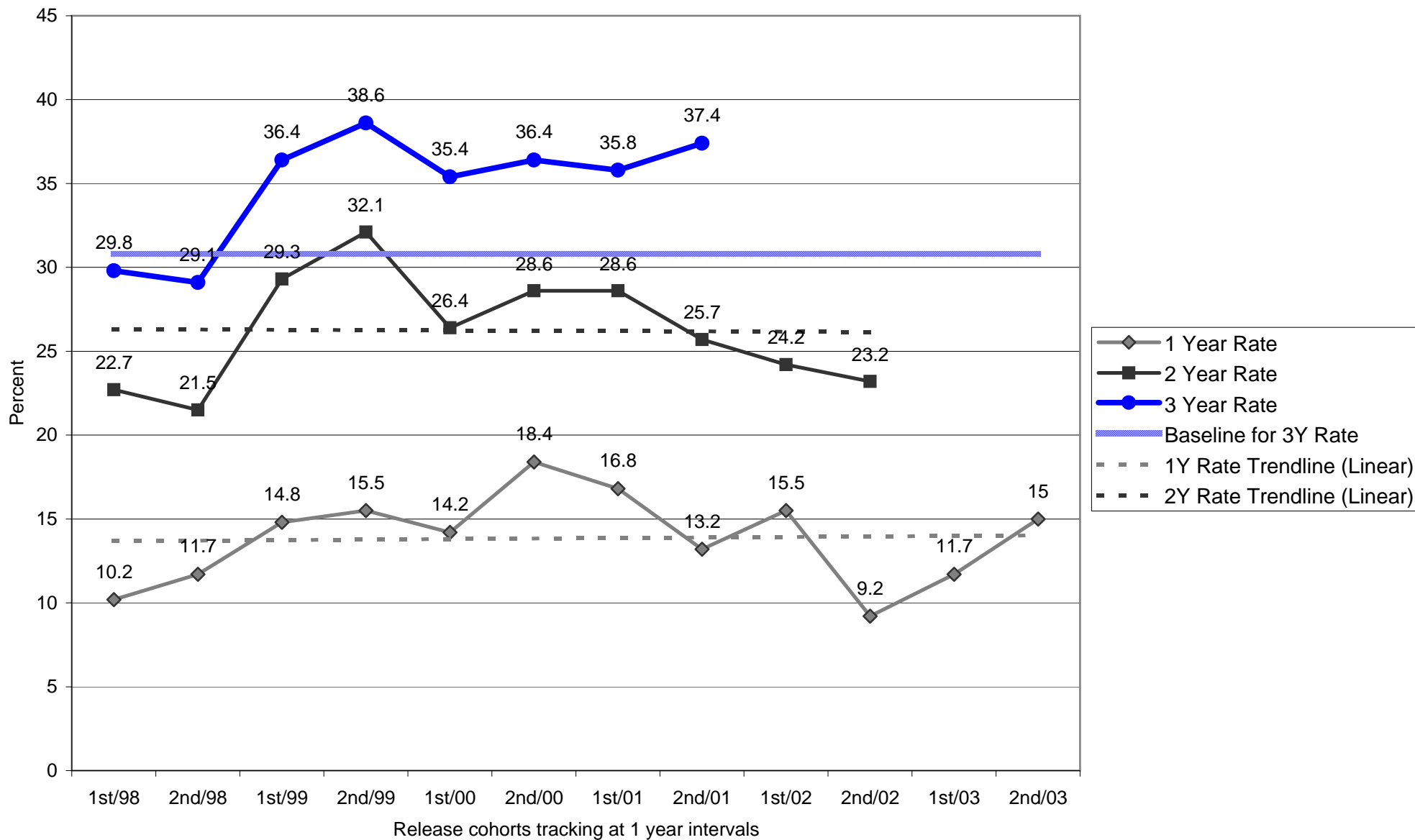


## Parole/Post-Prison Supervision Recidivism Rates - 2nd Half 2004



# Parole/Post-Prison Supervision Recidivism Rates - 2nd Half 2004

## Marion County



**OREGON DEPARTMENT OF CORRECTIONS  
 RECIDIVISM OF NEW PAROLEES AND PROBATIONERS  
 MTCB - Updated: July 7, 2005**

	PAROLE-PPS			PROBATION		
	Cumulative Percent Convicted of Any Felony After First Release to Parole-PPS			Cumulative Percent Convicted of Any Felony After First Sentence to Felony Probation		
	Percent convicted in ...months			Percent convicted in ...months		
Cohort	12	24	36	12	24	36
2nd/94	0.0	0.0	0.0	0.0	0.0	3.8
1st/95	0.0	0.0	5.6	0.0	2.4	4.3
2nd/95	0.0	0.0	0.0	1.6	3.6	6.8
1st/96	0.0	3.4	24.1	3.0	6.0	9.5
2nd/96	0.0	11.9	18.0	3.0	7.4	11.7
1st/97	4.3	17.9	27.9	7.6	13.3	16.2
2nd/97	6.3	21.2	25.0	11.6	18.0	22.1
1st/98	0.0	8.6	14.3	10.1	15.9	19.6
2nd/98	0.0	0.0	8.0	4.4	11.7	15.2
1st/99	3.7	2.6	12.8	6.0	11.8	17.2
2nd/99	0.0	11.5	13.7	11.5	17.8	20.9
1st/00	2.1	9.7	15.8	9.7	17.8	20.3
2nd/00	6.3	11.1	10.3	10.9	14.7	18.3
1st/01	0.0	2.2	5.9	10.1	12.5	14.7
2nd/01	0.0	1.3	3.9	6.6	9.7	12.9
1st/02	2.2	1.6		6.7	10.3	
2nd/02	0.0	1.2		2.7	6.5	
1st/03	0.0			5.3		
2nd/03	0.0			3.1		

Note: Slight changes from previous reports may occur due to data updating

Parole: Recidivism is defined as the total percentage of a release cohort that was convicted of any felony at any time within the specified number of months following release from prison.

A release cohort is defined as comprising all individuals who were released to parole or PPS during a six month period. It excludes those released from prison following a revocation from parole/PPS. Inmates initially released on temporary or transitional leave are also included as of their parole or PPS date

A county's release cohorts are defined as offenders under the county's supervision at the end of the specified number of months following release from incarceration, plus offenders who committed new felonies within that period.

Probation: Recidivism is defined as the total percentage of an admission cohort that was convicted of any felony at any time within the specified number of months after beginning probation

An admission cohort is defined as comprising all individuals who were sentenced for the first time to felony probation during the same six month period. Some offenders have been sentenced to probation more than once. Each new probation admission is considered a separate case

A county's admission cohorts are defined as offenders under the county's supervision at the end of the specified number of months following admission to probation, plus offenders who committed new felonies within that period.



**OREGON DEPARTMENT OF CORRECTIONS  
 RECIDIVISM OF NEW PAROLEES AND PROBATIONERS  
 MTCE - Updated: July 7, 2005**

	PAROLE-PPS			PROBATION		
	Cumulative Percent Convicted of Any Felony After First Release to Parole-PPS			Cumulative Percent Convicted of Any Felony After First Sentence to Felony Probation		
	Percent convicted in ...months			Percent convicted in ...months		
Cohort	12	24	36	12	24	36
2nd/94	14.7	25.8	33.8	15.0	25.4	26.5
1st/95	16.1	30.0	34.3	12.8	19.3	25.2
2nd/95	9.6	15.9	31.8	8.5	19.5	21.3
1st/96	9.6	21.8	30.5	11.3	25.2	29.1
2nd/96	8.3	20.0	29.7	18.7	27.7	27.7
1st/97	14.6	23.6	34.7	14.1	26.8	34.0
2nd/97	15.6	24.4	26.7	18.2	21.3	21.7
1st/98	14.6	26.7	30.2	9.2	19.2	29.4
2nd/98	18.5	28.3	40.0	17.2	23.7	28.6
1st/99	9.8	19.4	25.8	25.8	36.4	41.0
2nd/99	19.1	26.4	36.1	15.8	21.3	32.8
1st/00	16.4	25.9	33.9	14.6	23.4	29.8
2nd/00	15.9	27.2	38.3	15.6	20.4	23.4
1st/01	15.2	18.9	28.1	15.9	24.1	31.8
2nd/01	13.0	27.9	33.3	21.8	33.8	36.4
1st/02	12.5	22.2		17.6	29.4	
2nd/02	11.8	23.3		14.3	19.7	
1st/03	15.2			14.9		
2nd/03	22.6			14.5		

Note: Slight changes from previous reports may occur due to data updating

Parole: Recidivism is defined as the total percentage of a release cohort that was convicted of any felony at any time within the specified number of months following release from prison.

A release cohort is defined as comprising all individuals who were released to parole or PPS during a six month period. It excludes those released from prison following a revocation from parole/PPS. Inmates initially released on temporary or transitional leave are also included as of their parole or PPS date

A county's release cohorts are defined as offenders under the county's supervision at the end of the specified number of months following release from incarceration, plus offenders who committed new felonies within that period.

Probation: Recidivism is defined as the total percentage of an admission cohort that was convicted of any felony at any time within the specified number of months after beginning probation

An admission cohort is defined as comprising all individuals who were sentenced for the first time to felony probation during the same six month period. Some offenders have been sentenced to probation more than once. Each new probation admission is considered a separate case

A county's admission cohorts are defined as offenders under the county's supervision at the end of the specified number of months following admission to probation, plus offenders who committed new felonies within that period.

**OREGON DEPARTMENT OF CORRECTIONS  
 RECIDIVISM OF NEW PAROLEES AND PROBATIONERS  
 MTEA - Updated: July 7, 2005**

	PAROLE-PPS			PROBATION		
	Cumulative Percent Convicted of Any Felony After First Release to Parole-PPS			Cumulative Percent Convicted of Any Felony After First Sentence to Felony Probation		
	Percent convicted in ...months			Percent convicted in ...months		
Cohort	12	24	36	12	24	36
2nd/94	8.2	19.6	24.5	10.0	15.1	25.8
1st/95	8.3	11.4	20.9	10.6	18.3	24.8
2nd/95	28.3	43.5	53.3	10.4	26.3	28.6
1st/96	12.7	27.7	35.4	11.7	19.3	22.9
2nd/96	11.1	23.6	30.8	14.3	15.9	18.4
1st/97	19.2	26.5	34.0	20.3	27.6	36.2
2nd/97	13.0	27.3	39.6	5.9	10.0	21.4
1st/98	13.5	22.0	31.3	12.5	18.2	24.2
2nd/98	14.1	18.8	23.0	13.3	20.6	26.0
1st/99	13.9	23.8	32.8	14.1	25.6	29.0
2nd/99	16.5	24.4	34.6	13.3	23.4	25.3
1st/00	16.2	31.6	34.3	12.4	21.2	27.4
2nd/00	12.3	23.0	32.1	10.3	21.3	30.5
1st/01	13.8	21.5	29.0	9.3	29.0	35.2
2nd/01	9.4	24.3	37.3	15.5	24.1	30.8
1st/02	12.7	25.4		10.8	22.4	
2nd/02	15.7	17.3		12.9	26.8	
1st/03	15.1			6.8		
2nd/03	13.8			15.4		

Note: Slight changes from previous reports may occur due to data updating

Parole: Recidivism is defined as the total percentage of a release cohort that was convicted of any felony at any time within the specified number of months following release from prison.

A release cohort is defined as comprising all individuals who were released to parole or PPS during a six month period. It excludes those released from prison following a revocation from parole/PPS. Inmates initially released on temporary or transitional leave are also included as of their parole or PPS date

A county's release cohorts are defined as offenders under the county's supervision at the end of the specified number of months following release from incarceration, plus offenders who committed new felonies within that period.

Probation: Recidivism is defined as the total percentage of an admission cohort that was convicted of any felony at any time within the specified number of months after beginning probation

An admission cohort is defined as comprising all individuals who were sentenced for the first time to felony probation during the same six month period. Some offenders have been sentenced to probation more than once. Each new probation admission is considered a separate case

A county's admission cohorts are defined as offenders under the county's supervision at the end of the specified number of months following admission to probation, plus offenders who committed new felonies within that period.

**OREGON DEPARTMENT OF CORRECTIONS  
 RECIDIVISM OF NEW PAROLEES AND PROBATIONERS  
 MTGR - Updated: July 7, 2005**

	PAROLE-PPS			PROBATION		
	Cumulative Percent Convicted of Any Felony After First Release to Parole-PPS			Cumulative Percent Convicted of Any Felony After First Sentence to Felony Probation		
	Percent convicted in ...months			Percent convicted in ...months		
Cohort	12	24	36	12	24	36
2nd/94	22.6	34.5	38.7	13.9	23.2	26.3
1st/95	10.7	21.4	21.9	15.5	31.3	34.4
2nd/95	11.1	10.5	14.6	22.0	23.4	27.8
1st/96	6.7	14.1	18.3	13.4	13.8	20.3
2nd/96	4.5	6.7	9.4	3.8	9.4	10.6
1st/97	4.3	10.0	12.5	4.0	9.3	10.1
2nd/97	8.1	16.2	20.9	8.4	11.8	14.3
1st/98	5.7	7.1	10.7	5.5	8.0	9.8
2nd/98	5.9	10.1	13.7	6.7	8.2	10.9
1st/99	7.4	12.5	16.4	8.3	15.2	16.1
2nd/99	8.7	13.1	21.5	7.6	12.1	15.9
1st/00	8.9	20.5	25.3	1.9	8.8	9.4
2nd/00	8.3	14.4	17.9	8.0	12.9	14.1
1st/01	7.9	10.2	12.7	7.7	16.1	17.8
2nd/01	6.2	11.9	14.7	5.1	9.6	11.8
1st/02	11.4	13.2		3.6	5.3	
2nd/02	3.1	6.2		1.4	4.5	
1st/03	4.3			3.7		
2nd/03	7.8			5.4		

Note: Slight changes from previous reports may occur due to data updating

Parole: Recidivism is defined as the total percentage of a release cohort that was convicted of any felony at any time within the specified number of months following release from prison.

A release cohort is defined as comprising all individuals who were released to parole or PPS during a six month period. It excludes those released from prison following a revocation from parole/PPS. Inmates initially released on temporary or transitional leave are also included as of their parole or PPS date

A county's release cohorts are defined as offenders under the county's supervision at the end of the specified number of months following release from incarceration, plus offenders who committed new felonies within that period.

Probation: Recidivism is defined as the total percentage of an admission cohort that was convicted of any felony at any time within the specified number of months after beginning probation

An admission cohort is defined as comprising all individuals who were sentenced for the first time to felony probation during the same six month period. Some offenders have been sentenced to probation more than once. Each new probation admission is considered a separate case

A county's admission cohorts are defined as offenders under the county's supervision at the end of the specified number of months following admission to probation, plus offenders who committed new felonies within that period.

**OREGON DEPARTMENT OF CORRECTIONS  
 RECIDIVISM OF NEW PAROLEES AND PROBATIONERS  
 MTNO - Updated: July 7, 2005**

	PAROLE-PPS			PROBATION		
	Cumulative Percent Convicted of Any Felony After First Release to Parole-PPS			Cumulative Percent Convicted of Any Felony After First Sentence to Felony Probation		
	Percent convicted in ...months			Percent convicted in ...months		
Cohort	12	24	36	12	24	36
2nd/94	22.9	36.6	44.9	15.1	25.0	28.7
1st/95	17.6	32.0	40.0	23.5	37.9	48.7
2nd/95	19.0	31.2	42.2	19.6	29.8	36.4
1st/96	8.9	22.1	34.6	12.7	27.0	35.8
2nd/96	18.4	36.7	43.5	20.8	32.3	35.6
1st/97	15.0	28.0	37.8	24.2	31.3	34.2
2nd/97	17.9	28.7	34.1	22.6	31.7	33.8
1st/98	14.0	30.9	38.7	20.5	32.2	37.0
2nd/98	13.9	24.6	31.9	20.8	30.5	35.1
1st/99	20.5	34.6	38.9	11.1	19.8	28.6
2nd/99	20.6	29.6	35.6	12.7	17.0	26.8
1st/00	10.1	21.4	30.2	10.8	17.2	23.8
2nd/00	11.5	22.5	28.4	18.9	26.9	33.0
1st/01	13.0	19.7	29.0	14.9	21.8	23.6
2nd/01	11.5	21.7	31.4	14.9	18.4	23.2
1st/02	10.4	21.6		9.4	15.9	
2nd/02	9.1	20.6		10.0	22.2	
1st/03	8.4			6.3		
2nd/03	10.9			7.6		

Note: Slight changes from previous reports may occur due to data updating

Parole: Recidivism is defined as the total percentage of a release cohort that was convicted of any felony at any time within the specified number of months following release from prison.

A release cohort is defined as comprising all individuals who were released to parole or PPS during a six month period. It excludes those released from prison following a revocation from parole/PPS. Inmates initially released on temporary or transitional leave are also included as of their parole or PPS date

A county's release cohorts are defined as offenders under the county's supervision at the end of the specified number of months following release from incarceration, plus offenders who committed new felonies within that period.

Probation: Recidivism is defined as the total percentage of an admission cohort that was convicted of any felony at any time within the specified number of months after beginning probation

An admission cohort is defined as comprising all individuals who were sentenced for the first time to felony probation during the same six month period. Some offenders have been sentenced to probation more than once. Each new probation admission is considered a separate case

A county's admission cohorts are defined as offenders under the county's supervision at the end of the specified number of months following admission to probation, plus offenders who committed new felonies within that period.

**OREGON DEPARTMENT OF CORRECTIONS  
 RECIDIVISM OF NEW PAROLEES AND PROBATIONERS  
 MTPN - Updated: July 7, 2005**

	PAROLE-PPS			PROBATION		
	Cumulative Percent Convicted of Any Felony After First Release to Parole-PPS			Cumulative Percent Convicted of Any Felony After First Sentence to Felony Probation		
	Percent convicted in ...months			Percent convicted in ...months		
Cohort	12	24	36	12	24	36
2nd/94	0.0	0.0	0.0	0.0	0.0	0.0
1st/95	0.0	0.0	0.0	0.0	0.0	0.0
2nd/95	0.0	0.0	0.0	0.0	0.0	0.0
1st/96	0.0	0.0	0.0	0.0	0.0	0.0
2nd/96	0.0	0.0	0.0	0.0	0.0	0.0
1st/97	0.0	0.0	0.0	0.0	0.0	0.0
2nd/97	0.0	0.0	0.0	0.0	0.0	0.0
1st/98	0.0	0.0	0.0	0.0	0.0	0.0
2nd/98	0.0	0.0	0.0	0.0	0.0	0.0
1st/99	0.0	0.0	0.0	0.0	0.0	0.0
2nd/99	0.0	0.0	0.0	0.0	0.0	0.0
1st/00	0.0	0.0	0.0	0.0	0.0	0.0
2nd/00	0.0	0.0	0.0	0.0	0.0	0.0
1st/01	0.0	0.0	0.0	0.0	0.0	0.0
2nd/01	0.0	0.0	0.0	0.0	0.0	0.0
1st/02	0.0	0.0	0.0	0.0	0.0	0.0
2nd/02	0.0	0.0	0.0	0.0	0.0	0.0
1st/03	0.0	0.0	0.0	0.0	0.0	0.0
2nd/03	0.0	0.0	0.0	0.0	0.0	0.0

Note: Slight changes from previous reports may occur due to data updating

Parole: Recidivism is defined as the total percentage of a release cohort that was convicted of any felony at any time within the specified number of months following release from prison.

A release cohort is defined as comprising all individuals who were released to parole or PPS during a six month period. It excludes those released from prison following a revocation from parole/PPS. Inmates initially released on temporary or transitional leave are also included as of their parole or PPS date

A county's release cohorts are defined as offenders under the county's supervision at the end of the specified number of months following release from incarceration, plus offenders who committed new felonies within that period.

Probation: Recidivism is defined as the total percentage of an admission cohort that was convicted of any felony at any time within the specified number of months after beginning probation

An admission cohort is defined as comprising all individuals who were sentenced for the first time to felony probation during the same six month period. Some offenders have been sentenced to probation more than once. Each new probation admission is considered a separate case

A county's admission cohorts are defined as offenders under the county's supervision at the end of the specified number of months following admission to probation, plus offenders who committed new felonies within that period.

**OREGON DEPARTMENT OF CORRECTIONS  
 RECIDIVISM OF NEW PAROLEES AND PROBATIONERS  
 MTSW - Updated: July 7, 2005**

	PAROLE-PPS			PROBATION		
	Cumulative Percent Convicted of Any Felony After First Release to Parole-PPS			Cumulative Percent Convicted of Any Felony After First Sentence to Felony Probation		
	Percent convicted in ...months			Percent convicted in ...months		
Cohort	12	24	36	12	24	36
2nd/94	19.7	28.0	38.9	8.9	17.0	21.2
1st/95	16.3	24.5	40.0	9.6	20.8	26.6
2nd/95	19.1	30.6	42.3	13.4	30.5	34.2
1st/96	17.6	38.8	47.5	21.2	38.1	47.1
2nd/96	16.8	32.5	44.4	20.9	36.3	42.0
1st/97	17.7	29.0	33.3	26.7	32.7	42.3
2nd/97	31.7	36.7	37.1	28.8	40.0	38.6
1st/98	14.3	24.3	29.3	17.7	28.6	31.1
2nd/98	26.1	35.7	40.4	15.0	28.7	33.8
1st/99	20.5	28.1	38.4	41.7	44.0	43.8
2nd/99	15.8	29.6	40.2	28.2	32.4	47.8
1st/00	9.0	21.3	26.5	20.0	26.1	34.6
2nd/00	18.9	33.7	42.4	19.3	28.9	28.2
1st/01	21.4	32.7	38.1	14.4	27.8	30.4
2nd/01	22.1	30.6	34.3	15.0	19.7	22.6
1st/02	13.2	25.0		16.3	31.1	
2nd/02	9.2	17.4		14.9	22.0	
1st/03	19.7			6.9		
2nd/03	19.2			12.2		

Note: Slight changes from previous reports may occur due to data updating

Parole: Recidivism is defined as the total percentage of a release cohort that was convicted of any felony at any time within the specified number of months following release from prison.

A release cohort is defined as comprising all individuals who were released to parole or PPS during a six month period. It excludes those released from prison following a revocation from parole/PPS. Inmates initially released on temporary or transitional leave are also included as of their parole or PPS date

A county's release cohorts are defined as offenders under the county's supervision at the end of the specified number of months following release from incarceration, plus offenders who committed new felonies within that period.

Probation: Recidivism is defined as the total percentage of an admission cohort that was convicted of any felony at any time within the specified number of months after beginning probation

An admission cohort is defined as comprising all individuals who were sentenced for the first time to felony probation during the same six month period. Some offenders have been sentenced to probation more than once. Each new probation admission is considered a separate case

A county's admission cohorts are defined as offenders under the county's supervision at the end of the specified number of months following admission to probation, plus offenders who committed new felonies within that period.

**OREGON DEPARTMENT OF CORRECTIONS  
 RECIDIVISM OF NEW PAROLEES AND PROBATIONERS  
 MTDV - Updated: July 7, 2005**

	PAROLE-PPS			PROBATION		
	Cumulative Percent Convicted of Any Felony After First Release to Parole-PPS			Cumulative Percent Convicted of Any Felony After First Sentence to Felony Probation		
	Percent convicted in ...months			Percent convicted in ...months		
Cohort	12	24	36	12	24	36
2nd/94	0.0	0.0	0.0	0.0	0.0	0.0
1st/95	0.0	0.0	0.0	0.0	0.0	0.0
2nd/95	0.0	0.0	0.0	0.0	0.0	0.0
1st/96	0.0	0.0	25.0	0.0	0.0	0.0
2nd/96	0.0	0.0	0.0	0.0	0.0	25.0
1st/97	0.0	0.0	0.0	0.0	0.0	0.0
2nd/97	0.0	33.3	20.0	10.0	30.8	33.3
1st/98	0.0	33.3	33.3	0.0	0.0	0.0
2nd/98	0.0	0.0	0.0	6.5	10.0	12.5
1st/99	12.5	12.5	11.1	7.8	10.4	14.9
2nd/99	0.0	0.0	0.0	6.5	9.1	12.2
1st/00	7.1	18.8	17.6	4.1	8.8	11.1
2nd/00	5.9	13.3	12.5	4.8	7.0	8.1
1st/01	0.0	0.0	0.0	1.4	5.7	17.3
2nd/01	3.4	20.0	34.8	2.5	10.7	22.6
1st/02	5.3	16.7		12.0	18.2	
2nd/02	2.9	16.7		0.0	6.9	
1st/03	23.5			5.0		
2nd/03	15.0			2.3		

Note: Slight changes from previous reports may occur due to data updating

Parole: Recidivism is defined as the total percentage of a release cohort that was convicted of any felony at any time within the specified number of months following release from prison.

A release cohort is defined as comprising all individuals who were released to parole or PPS during a six month period. It excludes those released from prison following a revocation from parole/PPS. Inmates initially released on temporary or transitional leave are also included as of their parole or PPS date

A county's release cohorts are defined as offenders under the county's supervision at the end of the specified number of months following release from incarceration, plus offenders who committed new felonies within that period.

Probation: Recidivism is defined as the total percentage of an admission cohort that was convicted of any felony at any time within the specified number of months after beginning probation

An admission cohort is defined as comprising all individuals who were sentenced for the first time to felony probation during the same six month period. Some offenders have been sentenced to probation more than once. Each new probation admission is considered a separate case

A county's admission cohorts are defined as offenders under the county's supervision at the end of the specified number of months following admission to probation, plus offenders who committed new felonies within that period.

**OREGON DEPARTMENT OF CORRECTIONS  
 RECIDIVISM OF NEW PAROLEES AND PROBATIONERS  
 MTDX - Updated: July 7, 2005**

	PAROLE-PPS			PROBATION		
	Cumulative Percent Convicted of Any Felony After First Release to Parole-PPS			Cumulative Percent Convicted of Any Felony After First Sentence to Felony Probation		
	Percent convicted in ...months			Percent convicted in ...months		
Cohort	12	24	36	12	24	36
2nd/94	0.0	0.0	0.0	0.0	0.0	0.0
1st/95	0.0	0.0	0.0	0.0	0.0	0.0
2nd/95	0.0	0.0	0.0	0.0	0.0	0.0
1st/96	0.0	0.0	0.0	0.0	0.0	0.0
2nd/96	0.0	0.0	0.0	0.0	0.0	0.0
1st/97	0.0	0.0	0.0	0.0	16.7	16.7
2nd/97	0.0	0.0	100.0	0.0	14.3	14.3
1st/98	0.0	0.0	0.0	7.1	12.5	16.7
2nd/98	0.0	50.0	33.3	0.0	8.3	8.3
1st/99	40.0	40.0	75.0	18.5	25.0	23.1
2nd/99	0.0	20.0	20.0	0.0	0.0	0.0
1st/00	25.0	20.0	20.0	0.0	0.0	0.0
2nd/00	12.5	14.3	28.6	0.0	11.1	16.7
1st/01	0.0	0.0	0.0	8.3	33.3	33.3
2nd/01	0.0	0.0	0.0	12.5	16.7	14.3
1st/02	14.3	28.6		16.7	25.0	
2nd/02	0.0	0.0		0.0	0.0	
1st/03	0.0			0.0		
2nd/03	0.0			0.0		

Note: Slight changes from previous reports may occur due to data updating

Parole: Recidivism is defined as the total percentage of a release cohort that was convicted of any felony at any time within the specified number of months following release from prison.

A release cohort is defined as comprising all individuals who were released to parole or PPS during a six month period. It excludes those released from prison following a revocation from parole/PPS. Inmates initially released on temporary or transitional leave are also included as of their parole or PPS date

A county's release cohorts are defined as offenders under the county's supervision at the end of the specified number of months following release from incarceration, plus offenders who committed new felonies within that period.

Probation: Recidivism is defined as the total percentage of an admission cohort that was convicted of any felony at any time within the specified number of months after beginning probation

An admission cohort is defined as comprising all individuals who were sentenced for the first time to felony probation during the same six month period. Some offenders have been sentenced to probation more than once. Each new probation admission is considered a separate case

A county's admission cohorts are defined as offenders under the county's supervision at the end of the specified number of months following admission to probation, plus offenders who committed new felonies within that period.



**OREGON DEPARTMENT OF CORRECTIONS  
 RECIDIVISM OF NEW PAROLEES AND PROBATIONERS  
 MTDZ - Updated: July 7, 2005**

	PAROLE-PPS			PROBATION		
	Cumulative Percent Convicted of Any Felony After First Release to Parole-PPS			Cumulative Percent Convicted of Any Felony After First Sentence to Felony Probation		
	Percent convicted in ...months			Percent convicted in ...months		
Cohort	12	24	36	12	24	36
2nd/94	0.0	0.0	0.0	0.0	0.0	0.0
1st/95	0.0	0.0	0.0	0.0	0.0	0.0
2nd/95	0.0	0.0	0.0	0.0	0.0	0.0
1st/96	0.0	0.0	0.0	0.0	0.0	0.0
2nd/96	0.0	0.0	0.0	0.0	0.0	0.0
1st/97	0.0	0.0	0.0	0.0	0.0	0.0
2nd/97	0.0	0.0	0.0	0.0	0.0	0.0
1st/98	0.0	0.0	0.0	0.0	0.0	0.0
2nd/98	0.0	0.0	0.0	0.0	0.0	0.0
1st/99	0.0	0.0	0.0	0.0	0.0	0.0
2nd/99	0.0	0.0	0.0	0.0	0.0	0.0
1st/00	0.0	0.0	0.0	0.0	0.0	100.0
2nd/00	0.0	0.0	0.0	0.0	0.0	0.0
1st/01	0.0	0.0	0.0	0.0	100.0	100.0
2nd/01	0.0	0.0	0.0	0.0	0.0	0.0
1st/02	50.0	50.0		26.9	40.0	
2nd/02	28.6	33.3		18.5	28.6	
1st/03	50.0			10.7		
2nd/03	25.0			21.6		

Note: Slight changes from previous reports may occur due to data updating

Parole: Recidivism is defined as the total percentage of a release cohort that was convicted of any felony at any time within the specified number of months following release from prison.

A release cohort is defined as comprising all individuals who were released to parole or PPS during a six month period. It excludes those released from prison following a revocation from parole/PPS. Inmates initially released on temporary or transitional leave are also included as of their parole or PPS date

A county's release cohorts are defined as offenders under the county's supervision at the end of the specified number of months following release from incarceration, plus offenders who committed new felonies within that period.

Probation: Recidivism is defined as the total percentage of an admission cohort that was convicted of any felony at any time within the specified number of months after beginning probation

An admission cohort is defined as comprising all individuals who were sentenced for the first time to felony probation during the same six month period. Some offenders have been sentenced to probation more than once. Each new probation admission is considered a separate case

A county's admission cohorts are defined as offenders under the county's supervision at the end of the specified number of months following admission to probation, plus offenders who committed new felonies within that period.

**OREGON DEPARTMENT OF CORRECTIONS  
 RECIDIVISM OF NEW PAROLEES AND PROBATIONERS  
 MTFS - Updated: July 7, 2005**

	PAROLE-PPS			PROBATION		
	Cumulative Percent Convicted of Any Felony After First Release to Parole-PPS			Cumulative Percent Convicted of Any Felony After First Sentence to Felony Probation		
	Percent convicted in ...months			Percent convicted in ...months		
Cohort	12	24	36	12	24	36
2nd/94	0.0	0.0	0.0	0.0	0.0	0.0
1st/95	0.0	0.0	0.0	0.0	0.0	0.0
2nd/95	0.0	0.0	0.0	0.0	0.0	0.0
1st/96	0.0	0.0	0.0	0.0	0.0	0.0
2nd/96	0.0	0.0	0.0	0.0	0.0	0.0
1st/97	0.0	0.0	0.0	0.0	0.0	0.0
2nd/97	0.0	0.0	0.0	0.0	0.0	0.0
1st/98	0.0	0.0	0.0	0.0	0.0	0.0
2nd/98	0.0	0.0	0.0	0.0	0.0	0.0
1st/99	0.0	0.0	0.0	0.0	0.0	0.0
2nd/99	0.0	0.0	14.3	0.0	16.7	25.0
1st/00	0.0	0.0	33.3	0.0	9.1	8.7
2nd/00	0.0	0.0	14.3	0.0	18.2	21.7
1st/01	11.1	20.0	21.4	6.1	13.0	17.4
2nd/01	16.7	20.0	20.0	11.1	20.5	28.6
1st/02	28.6	28.6		14.3	23.1	
2nd/02	14.3	37.5		11.1	18.2	
1st/03	18.2			5.9		
2nd/03	8.3			8.3		

Note: Slight changes from previous reports may occur due to data updating

Parole: Recidivism is defined as the total percentage of a release cohort that was convicted of any felony at any time within the specified number of months following release from prison.

A release cohort is defined as comprising all individuals who were released to parole or PPS during a six month period. It excludes those released from prison following a revocation from parole/PPS. Inmates initially released on temporary or transitional leave are also included as of their parole or PPS date

A county's release cohorts are defined as offenders under the county's supervision at the end of the specified number of months following release from incarceration, plus offenders who committed new felonies within that period.

Probation: Recidivism is defined as the total percentage of an admission cohort that was convicted of any felony at any time within the specified number of months after beginning probation

An admission cohort is defined as comprising all individuals who were sentenced for the first time to felony probation during the same six month period. Some offenders have been sentenced to probation more than once. Each new probation admission is considered a separate case

A county's admission cohorts are defined as offenders under the county's supervision at the end of the specified number of months following admission to probation, plus offenders who committed new felonies within that period.

**OREGON DEPARTMENT OF CORRECTIONS  
 RECIDIVISM OF NEW PAROLEES AND PROBATIONERS  
 MTSX - Updated: July 7, 2005**

	PAROLE-PPS			PROBATION		
	Cumulative Percent Convicted of Any Felony After First Release to Parole-PPS			Cumulative Percent Convicted of Any Felony After First Sentence to Felony Probation		
	Percent convicted in ...months			Percent convicted in ...months		
Cohort	12	24	36	12	24	36
2nd/94	0.0	0.0	0.0	0.0	0.0	0.0
1st/95	0.0	0.0	0.0	0.0	0.0	0.0
2nd/95	0.0	0.0	0.0	0.0	0.0	0.0
1st/96	0.0	0.0	0.0	0.0	0.0	0.0
2nd/96	0.0	0.0	0.0	0.0	0.0	0.0
1st/97	0.0	0.0	0.0	0.0	0.0	0.0
2nd/97	0.0	0.0	0.0	0.0	0.0	0.0
1st/98	0.0	0.0	0.0	0.0	0.0	0.0
2nd/98	0.0	0.0	0.0	0.0	0.0	0.0
1st/99	0.0	0.0	0.0	0.0	0.0	0.0
2nd/99	0.0	0.0	0.0	0.0	0.0	0.0
1st/00	0.0	0.0	0.0	0.0	0.0	0.0
2nd/00	0.0	0.0	0.0	0.0	0.0	0.0
1st/01	0.0	0.0	0.0	0.0	0.0	0.0
2nd/01	0.0	0.0	0.0	0.0	0.0	0.0
1st/02	0.0	0.0	0.0	0.0	0.0	0.0
2nd/02	0.0	0.0	0.0	0.0	0.0	0.0
1st/03	0.0	0.0	0.0	0.0	0.0	0.0
2nd/03	0.0	0.0	0.0	0.0	0.0	0.0

Note: Slight changes from previous reports may occur due to data updating

Parole: Recidivism is defined as the total percentage of a release cohort that was convicted of any felony at any time within the specified number of months following release from prison.

A release cohort is defined as comprising all individuals who were released to parole or PPS during a six month period. It excludes those released from prison following a revocation from parole/PPS. Inmates initially released on temporary or transitional leave are also included as of their parole or PPS date

A county's release cohorts are defined as offenders under the county's supervision at the end of the specified number of months following release from incarceration, plus offenders who committed new felonies within that period.

Probation: Recidivism is defined as the total percentage of an admission cohort that was convicted of any felony at any time within the specified number of months after beginning probation

An admission cohort is defined as comprising all individuals who were sentenced for the first time to felony probation during the same six month period. Some offenders have been sentenced to probation more than once. Each new probation admission is considered a separate case

A county's admission cohorts are defined as offenders under the county's supervision at the end of the specified number of months following admission to probation, plus offenders who committed new felonies within that period.

**OREGON DEPARTMENT OF CORRECTIONS  
 RECIDIVISM OF NEW PAROLEES AND PROBATIONERS  
 MTMX - Updated: July 7, 2005**

	PAROLE-PPS			PROBATION		
	Cumulative Percent Convicted of Any Felony After First Release to Parole-PPS			Cumulative Percent Convicted of Any Felony After First Sentence to Felony Probation		
	Percent convicted in ...months			Percent convicted in ...months		
Cohort	12	24	36	12	24	36
2nd/94	0.0	0.0	0.0	0.0	0.0	0.0
1st/95	0.0	0.0	0.0	0.0	0.0	0.0
2nd/95	0.0	0.0	0.0	0.0	0.0	0.0
1st/96	0.0	0.0	0.0	0.0	0.0	0.0
2nd/96	0.0	0.0	0.0	0.0	0.0	0.0
1st/97	0.0	0.0	0.0	0.0	0.0	0.0
2nd/97	0.0	0.0	0.0	0.0	0.0	0.0
1st/98	0.0	0.0	0.0	0.0	0.0	0.0
2nd/98	0.0	0.0	0.0	0.0	0.0	0.0
1st/99	0.0	0.0	0.0	0.0	0.0	0.0
2nd/99	0.0	0.0	0.0	0.0	0.0	0.0
1st/00	0.0	0.0	0.0	0.0	0.0	0.0
2nd/00	0.0	0.0	0.0	0.0	0.0	0.0
1st/01	0.0	0.0	0.0	0.0	0.0	50.0
2nd/01	0.0	0.0	0.0	0.0	0.0	0.0
1st/02	0.0	0.0		0.0	0.0	
2nd/02	0.0	0.0		0.0	0.0	
1st/03	0.0			0.0		
2nd/03	0.0			0.0		

Note: Slight changes from previous reports may occur due to data updating

Parole: Recidivism is defined as the total percentage of a release cohort that was convicted of any felony at any time within the specified number of months following release from prison.

A release cohort is defined as comprising all individuals who were released to parole or PPS during a six month period. It excludes those released from prison following a revocation from parole/PPS. Inmates initially released on temporary or transitional leave are also included as of their parole or PPS date

A county's release cohorts are defined as offenders under the county's supervision at the end of the specified number of months following release from incarceration, plus offenders who committed new felonies within that period.

Probation: Recidivism is defined as the total percentage of an admission cohort that was convicted of any felony at any time within the specified number of months after beginning probation

An admission cohort is defined as comprising all individuals who were sentenced for the first time to felony probation during the same six month period. Some offenders have been sentenced to probation more than once. Each new probation admission is considered a separate case

A county's admission cohorts are defined as offenders under the county's supervision at the end of the specified number of months following admission to probation, plus offenders who committed new felonies within that period.

**OREGON DEPARTMENT OF CORRECTIONS  
 RECIDIVISM OF NEW PAROLEES AND PROBATIONERS  
 MTST - Updated: July 7, 2005**

	PAROLE-PPS			PROBATION		
	Cumulative Percent Convicted of Any Felony After First Release to Parole-PPS			Cumulative Percent Convicted of Any Felony After First Sentence to Felony Probation		
	Percent convicted in ...months			Percent convicted in ...months		
Cohort	12	24	36	12	24	36
2nd/94	0.0	0.0	0.0	0.0	0.0	0.0
1st/95	0.0	0.0	0.0	0.0	0.0	0.0
2nd/95	0.0	0.0	0.0	0.0	0.0	0.0
1st/96	0.0	0.0	0.0	0.0	0.0	0.0
2nd/96	0.0	0.0	0.0	0.0	0.0	0.0
1st/97	0.0	0.0	0.0	0.0	0.0	0.0
2nd/97	0.0	0.0	0.0	0.0	0.0	0.0
1st/98	0.0	0.0	0.0	0.0	0.0	0.0
2nd/98	0.0	0.0	0.0	0.0	0.0	0.0
1st/99	0.0	0.0	0.0	0.0	0.0	0.0
2nd/99	0.0	0.0	0.0	0.0	0.0	0.0
1st/00	0.0	0.0	0.0	0.0	0.0	0.0
2nd/00	0.0	0.0	0.0	0.0	0.0	0.0
1st/01	0.0	0.0	0.0	0.0	0.0	0.0
2nd/01	0.0	0.0	0.0	0.0	0.0	0.0
1st/02	0.0	0.0	0.0	0.0	0.0	0.0
2nd/02	0.0	0.0	0.0	0.0	0.0	0.0
1st/03	0.0	0.0	0.0	0.0	0.0	0.0
2nd/03	0.0	0.0	0.0	0.0	0.0	0.0

Note: Slight changes from previous reports may occur due to data updating

Parole: Recidivism is defined as the total percentage of a release cohort that was convicted of any felony at any time within the specified number of months following release from prison.

A release cohort is defined as comprising all individuals who were released to parole or PPS during a six month period. It excludes those released from prison following a revocation from parole/PPS. Inmates initially released on temporary or transitional leave are also included as of their parole or PPS date

A county's release cohorts are defined as offenders under the county's supervision at the end of the specified number of months following release from incarceration, plus offenders who committed new felonies within that period.

Probation: Recidivism is defined as the total percentage of an admission cohort that was convicted of any felony at any time within the specified number of months after beginning probation

An admission cohort is defined as comprising all individuals who were sentenced for the first time to felony probation during the same six month period. Some offenders have been sentenced to probation more than once. Each new probation admission is considered a separate case

A county's admission cohorts are defined as offenders under the county's supervision at the end of the specified number of months following admission to probation, plus offenders who committed new felonies within that period.

**OREGON DEPARTMENT OF CORRECTIONS  
 RECIDIVISM OF NEW PAROLEES AND PROBATIONERS  
 MTAP - Updated: July 7, 2005**

	PAROLE-PPS			PROBATION		
	Cumulative Percent Convicted of Any Felony After First Release to Parole-PPS			Cumulative Percent Convicted of Any Felony After First Sentence to Felony Probation		
	Percent convicted in ...months			Percent convicted in ...months		
Cohort	12	24	36	12	24	36
2nd/94	0.0	0.0	0.0	0.0	0.0	0.0
1st/95	0.0	0.0	0.0	0.0	0.0	0.0
2nd/95	0.0	0.0	0.0	0.0	0.0	0.0
1st/96	0.0	0.0	0.0	0.0	0.0	0.0
2nd/96	0.0	0.0	0.0	0.0	0.0	0.0
1st/97	0.0	0.0	0.0	0.0	0.0	0.0
2nd/97	0.0	0.0	0.0	0.0	0.0	0.0
1st/98	0.0	0.0	0.0	0.0	0.0	0.0
2nd/98	0.0	0.0	0.0	0.0	0.0	0.0
1st/99	0.0	0.0	0.0	0.0	0.0	0.0
2nd/99	0.0	0.0	0.0	0.0	0.0	0.0
1st/00	0.0	0.0	0.0	0.0	0.0	0.0
2nd/00	0.0	0.0	0.0	0.0	0.0	0.0
1st/01	0.0	0.0	0.0	0.0	0.0	0.0
2nd/01	0.0	0.0	0.0	0.0	0.0	0.0
1st/02	0.0	0.0	0.0	0.0	100.0	
2nd/02	0.0	0.0		0.0	0.0	
1st/03	0.0			0.0		
2nd/03	0.0			0.0		

Note: Slight changes from previous reports may occur due to data updating

Parole: Recidivism is defined as the total percentage of a release cohort that was convicted of any felony at any time within the specified number of months following release from prison.

A release cohort is defined as comprising all individuals who were released to parole or PPS during a six month period. It excludes those released from prison following a revocation from parole/PPS. Inmates initially released on temporary or transitional leave are also included as of their parole or PPS date

A county's release cohorts are defined as offenders under the county's supervision at the end of the specified number of months following release from incarceration, plus offenders who committed new felonies within that period.

Probation: Recidivism is defined as the total percentage of an admission cohort that was convicted of any felony at any time within the specified number of months after beginning probation

An admission cohort is defined as comprising all individuals who were sentenced for the first time to felony probation during the same six month period. Some offenders have been sentenced to probation more than once. Each new probation admission is considered a separate case

A county's admission cohorts are defined as offenders under the county's supervision at the end of the specified number of months following admission to probation, plus offenders who committed new felonies within that period.

**OREGON DEPARTMENT OF CORRECTIONS  
 RECIDIVISM OF NEW PAROLEES AND PROBATIONERS  
 MTGN - Updated: July 7, 2005**

	PAROLE-PPS			PROBATION		
	Cumulative Percent Convicted of Any Felony After First Release to Parole-PPS			Cumulative Percent Convicted of Any Felony After First Sentence to Felony Probation		
	Percent convicted in ...months			Percent convicted in ...months		
Cohort	12	24	36	12	24	36
2nd/94	0.0	0.0	0.0	0.0	0.0	0.0
1st/95	0.0	0.0	0.0	0.0	0.0	0.0
2nd/95	0.0	0.0	0.0	0.0	0.0	0.0
1st/96	0.0	0.0	0.0	0.0	0.0	0.0
2nd/96	0.0	0.0	0.0	0.0	0.0	0.0
1st/97	0.0	0.0	0.0	0.0	0.0	0.0
2nd/97	0.0	0.0	0.0	0.0	0.0	0.0
1st/98	0.0	0.0	0.0	0.0	0.0	0.0
2nd/98	0.0	0.0	0.0	0.0	0.0	0.0
1st/99	0.0	0.0	0.0	0.0	0.0	0.0
2nd/99	0.0	0.0	0.0	0.0	0.0	0.0
1st/00	0.0	0.0	0.0	0.0	0.0	0.0
2nd/00	0.0	0.0	0.0	0.0	0.0	0.0
1st/01	0.0	0.0	0.0	0.0	0.0	0.0
2nd/01	0.0	0.0	0.0	0.0	0.0	0.0
1st/02	0.0	0.0	0.0	0.0	0.0	0.0
2nd/02	0.0	0.0	0.0	0.0	0.0	0.0
1st/03	0.0	0.0	0.0	0.0	0.0	0.0
2nd/03	0.0	0.0	0.0	0.0	0.0	0.0

Note: Slight changes from previous reports may occur due to data updating

Parole: Recidivism is defined as the total percentage of a release cohort that was convicted of any felony at any time within the specified number of months following release from prison.

A release cohort is defined as comprising all individuals who were released to parole or PPS during a six month period. It excludes those released from prison following a revocation from parole/PPS. Inmates initially released on temporary or transitional leave are also included as of their parole or PPS date

A county's release cohorts are defined as offenders under the county's supervision at the end of the specified number of months following release from incarceration, plus offenders who committed new felonies within that period.

Probation: Recidivism is defined as the total percentage of an admission cohort that was convicted of any felony at any time within the specified number of months after beginning probation

An admission cohort is defined as comprising all individuals who were sentenced for the first time to felony probation during the same six month period. Some offenders have been sentenced to probation more than once. Each new probation admission is considered a separate case

A county's admission cohorts are defined as offenders under the county's supervision at the end of the specified number of months following admission to probation, plus offenders who committed new felonies within that period.

**OREGON DEPARTMENT OF CORRECTIONS  
 RECIDIVISM OF NEW PAROLEES AND PROBATIONERS  
 Mult-Other - Updated: July 7, 2005**

	PAROLE-PPS			PROBATION		
	Cumulative Percent Convicted of Any Felony After First Release to Parole-PPS			Cumulative Percent Convicted of Any Felony After First Sentence to Felony Probation		
	Percent convicted in ...months			Percent convicted in ...months		
Cohort	12	24	36	12	24	36
2nd/94	21.2	31.0	42.5	10.4	22.5	30.4
1st/95	25.3	45.5	60.0	11.0	22.8	31.8
2nd/95	16.3	35.5	44.5	11.3	22.7	31.6
1st/96	24.4	40.2	52.8	15.4	29.0	37.2
2nd/96	24.4	36.5	51.7	20.4	33.5	40.6
1st/97	33.3	51.8	56.7	23.6	42.0	49.4
2nd/97	25.4	35.5	46.9	30.5	44.5	52.3
1st/98	40.2	60.9	66.7	29.6	41.3	49.5
2nd/98	30.1	44.2	49.5	24.1	40.6	48.4
1st/99	41.7	52.5	58.2	29.2	43.6	51.1
2nd/99	37.5	53.3	57.9	25.6	38.8	43.0
1st/00	31.5	50.0	58.9	23.8	34.3	42.0
2nd/00	36.8	47.3	58.3	21.9	37.3	42.9
1st/01	34.8	52.4	62.2	19.7	32.1	37.9
2nd/01	28.6	47.0	53.1	21.5	33.6	39.0
1st/02	34.7	47.1		23.7	38.6	
2nd/02	31.7	44.6		20.2	32.1	
1st/03	39.4			17.6		
2nd/03	45.0			19.0		

Note: Slight changes from previous reports may occur due to data updating

Parole: Recidivism is defined as the total percentage of a release cohort that was convicted of any felony at any time within the specified number of months following release from prison.

A release cohort is defined as comprising all individuals who were released to parole or PPS during a six month period. It excludes those released from prison following a revocation from parole/PPS. Inmates initially released on temporary or transitional leave are also included as of their parole or PPS date

A county's release cohorts are defined as offenders under the county's supervision at the end of the specified number of months following release from incarceration, plus offenders who committed new felonies within that period.

Probation: Recidivism is defined as the total percentage of an admission cohort that was convicted of any felony at any time within the specified number of months after beginning probation

An admission cohort is defined as comprising all individuals who were sentenced for the first time to felony probation during the same six month period. Some offenders have been sentenced to probation more than once. Each new probation admission is considered a separate case

A county's admission cohorts are defined as offenders under the county's supervision at the end of the specified number of months following admission to probation, plus offenders who committed new felonies within that period.



**OREGON DEPARTMENT OF CORRECTIONS  
 RECIDIVISM OF NEW PAROLEES AND PROBATIONERS  
 Mult-Total - Updated: July 7, 2005**

	PAROLE-PPS			PROBATION		
	Cumulative Percent Convicted of Any Felony After First Release to Parole-PPS			Cumulative Percent Convicted of Any Felony After First Sentence to Felony Probation		
	Percent convicted in ...months			Percent convicted in ...months		
Cohort	12	24	36	12	24	36
2nd/94	19.4	30.2	37.9	11.5	19.8	24.1
1st/95	17.4	29.2	37.9	13.1	21.6	27.8
2nd/95	17.1	27.5	36.9	11.5	19.7	24.2
1st/96	14.4	26.4	35.8	11.1	18.5	24.2
2nd/96	12.7	24.1	32.2	10.5	17.3	21.2
1st/97	13.1	23.7	30.5	11.1	19.3	23.2
2nd/97	15.5	25.3	30.6	16.2	23.9	28.1
1st/98	15.3	25.9	31.0	15.3	22.7	27.5
2nd/98	16.3	24.3	30.0	12.9	21.4	26.1
1st/99	18.0	26.9	33.3	15.0	23.0	28.1
2nd/99	18.2	27.5	34.9	14.8	21.7	26.7
1st/00	13.5	25.3	31.3	12.5	20.6	24.8
2nd/00	15.4	25.3	31.9	14.1	21.6	25.2
1st/01	15.8	22.1	27.8	12.3	19.7	23.3
2nd/01	13.2	22.1	28.2	12.6	18.7	22.7
1st/02	14.5	22.2		12.4	19.5	
2nd/02	9.8	17.0		9.0	15.6	
1st/03	14.2			7.7		
2nd/03	14.2			9.9		

Note: Slight changes from previous reports may occur due to data updating

Parole: Recidivism is defined as the total percentage of a release cohort that was convicted of any felony at any time within the specified number of months following release from prison.

A release cohort is defined as comprising all individuals who were released to parole or PPS during a six month period. It excludes those released from prison following a revocation from parole/PPS. Inmates initially released on temporary or transitional leave are also included as of their parole or PPS date

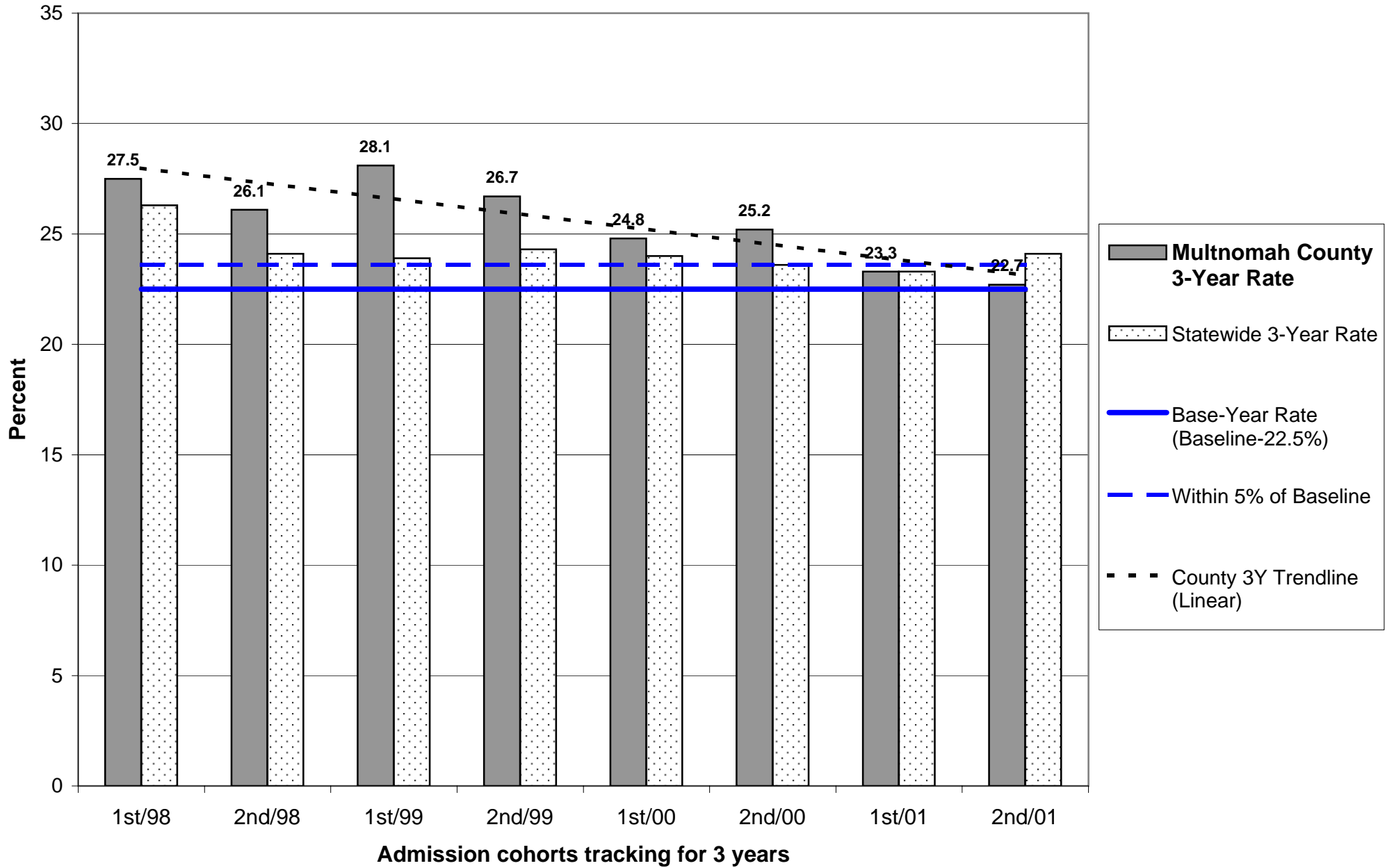
A county's release cohorts are defined as offenders under the county's supervision at the end of the specified number of months following release from incarceration, plus offenders who committed new felonies within that period.

Probation: Recidivism is defined as the total percentage of an admission cohort that was convicted of any felony at any time within the specified number of months after beginning probation

An admission cohort is defined as comprising all individuals who were sentenced for the first time to felony probation during the same six month period. Some offenders have been sentenced to probation more than once. Each new probation admission is considered a separate case

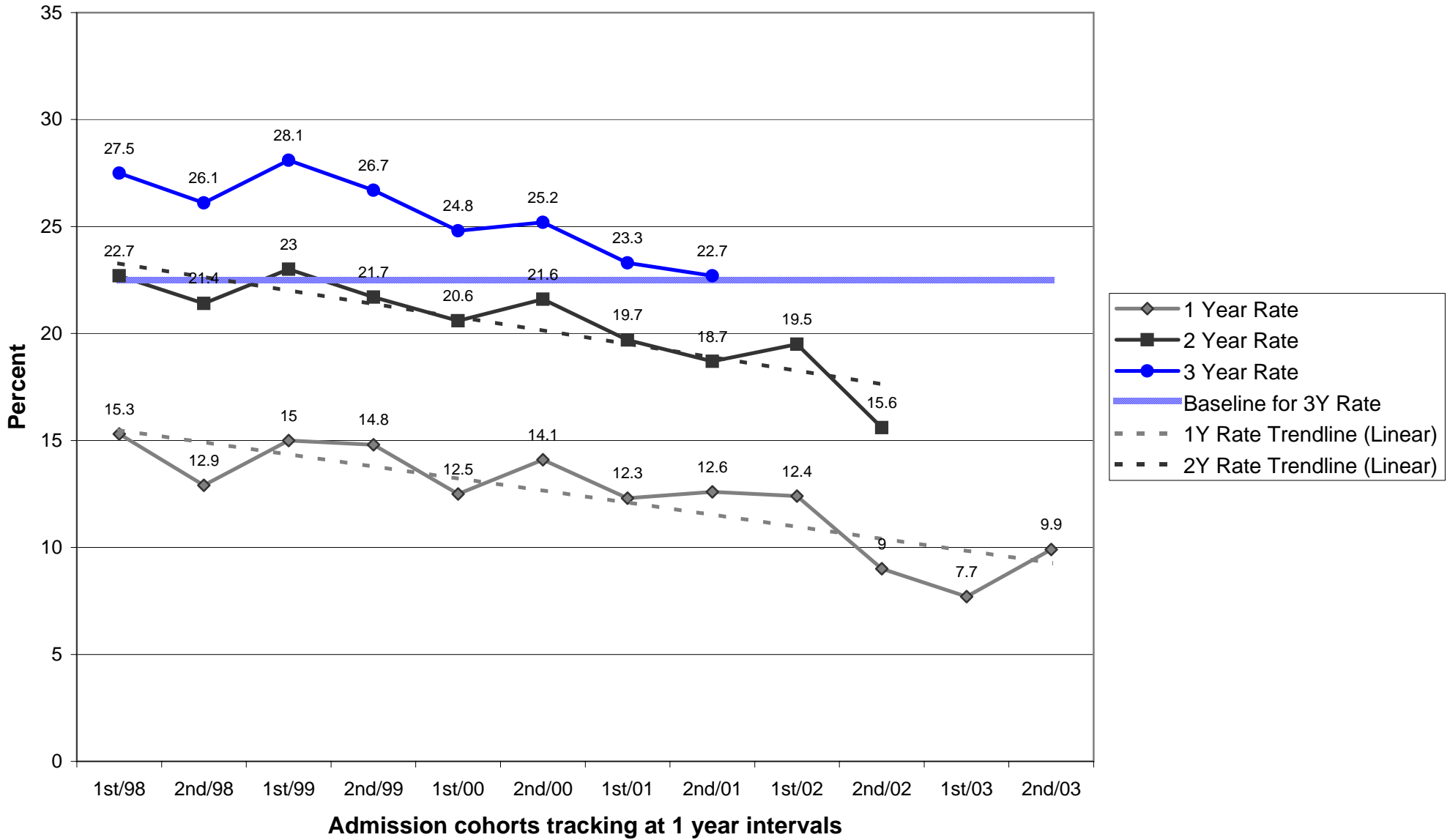
A county's admission cohorts are defined as offenders under the county's supervision at the end of the specified number of months following admission to probation, plus offenders who committed new felonies within that period.

## Probation Recidivism Rates - 2nd Half 2004

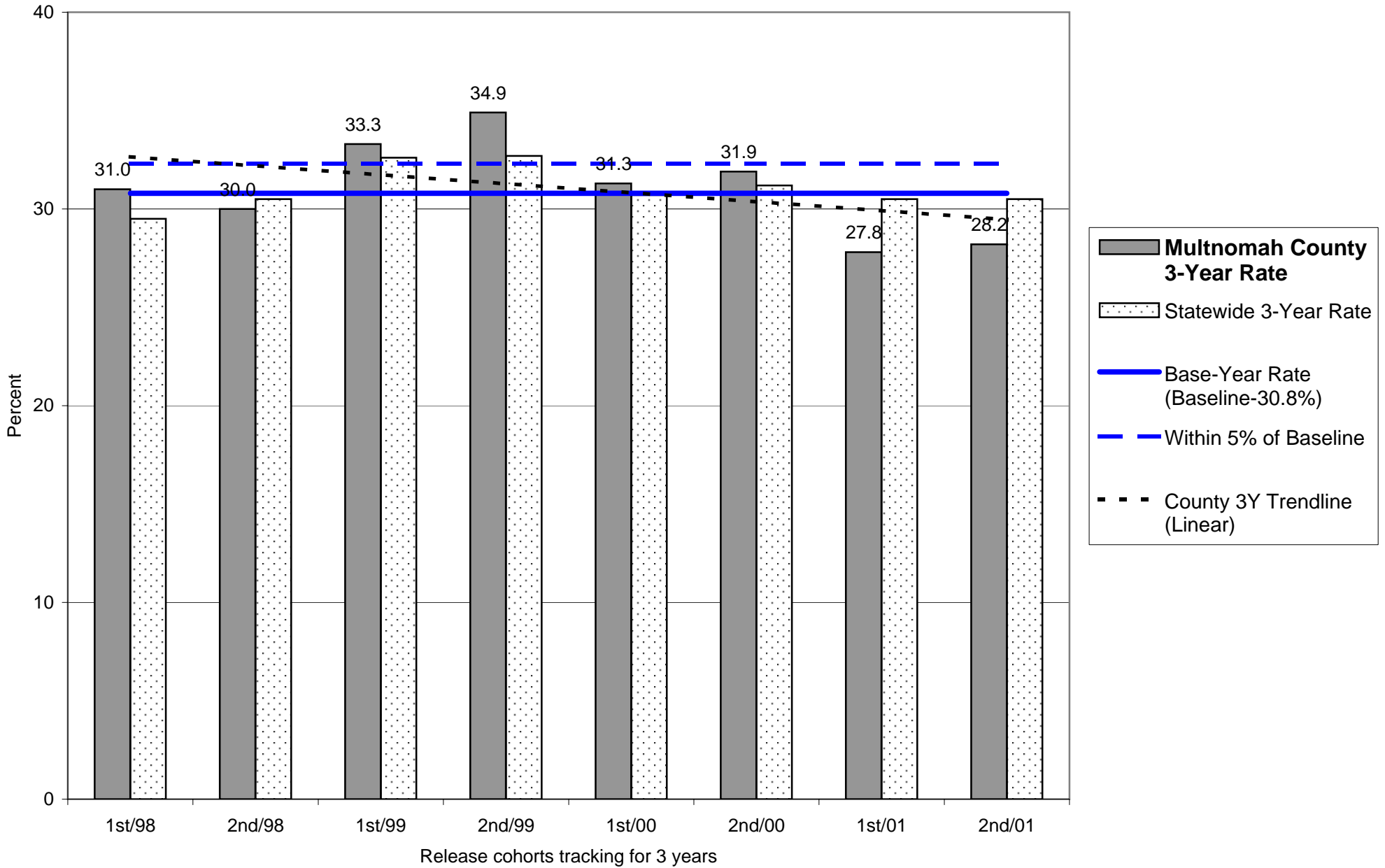


# Probation Recidivism Rates - 2nd Half 2004

## Multnomah County

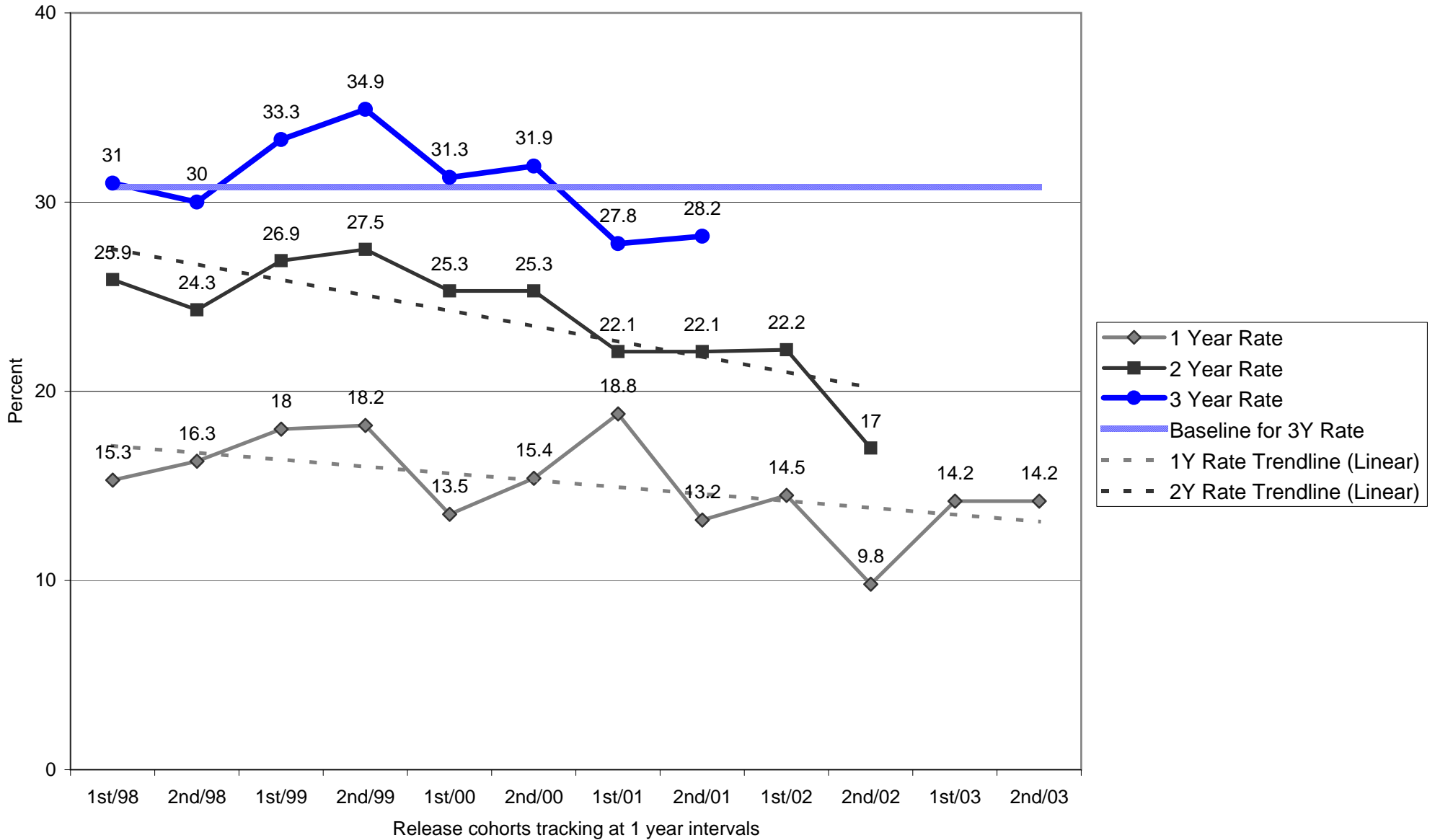


## Parole/Post-Prison Supervision Recidivism Rates - 2nd Half 2004



# Parole/Post-Prison Supervision Recidivism Rates - 2nd Half 2004

## Multnomah County



**OREGON DEPARTMENT OF CORRECTIONS  
 RECIDIVISM OF NEW PAROLEES AND PROBATIONERS  
 Polk - Updated: July 7, 2005**

	PAROLE-PPS			PROBATION		
	Cumulative Percent Convicted of Any Felony After First Release to Parole-PPS			Cumulative Percent Convicted of Any Felony After First Sentence to Felony Probation		
	Percent convicted in ...months			Percent convicted in ...months		
Cohort	12	24	36	12	24	36
2nd/94	0.0	0.0	9.1	13.6	20.6	30.4
1st/95	7.1	7.1	7.1	13.2	17.9	20.3
2nd/95	17.4	30.4	36.0	3.4	12.3	17.9
1st/96	4.8	19.0	23.8	19.7	32.8	43.4
2nd/96	20.7	35.7	39.3	11.7	24.1	30.2
1st/97	17.6	17.6	26.3	10.3	30.5	34.5
2nd/97	20.0	25.9	33.3	7.0	20.8	28.9
1st/98	7.4	7.4	18.5	8.9	13.2	21.2
2nd/98	16.7	30.4	30.4	12.3	16.4	18.2
1st/99	4.0	15.4	25.9	5.8	9.3	13.5
2nd/99	6.3	10.3	22.2	11.9	17.0	18.2
1st/00	6.9	11.1	17.9	15.4	19.2	24.0
2nd/00	19.4	26.7	38.7	9.0	13.4	14.9
1st/01	14.6	20.5	22.5	10.3	13.8	18.2
2nd/01	12.1	12.9	26.7	20.0	29.2	31.4
1st/02	9.5	23.7		14.8	15.5	
2nd/02	10.0	24.1		4.8	4.9	
1st/03	22.7			14.0		
2nd/03	5.9			16.1		

Note: Slight changes from previous reports may occur due to data updating

Parole: Recidivism is defined as the total percentage of a release cohort that was convicted of any felony at any time within the specified number of months following release from prison.

A release cohort is defined as comprising all individuals who were released to parole or PPS during a six month period. It excludes those released from prison following a revocation from parole/PPS. Inmates initially released on temporary or transitional leave are also included as of their parole or PPS date

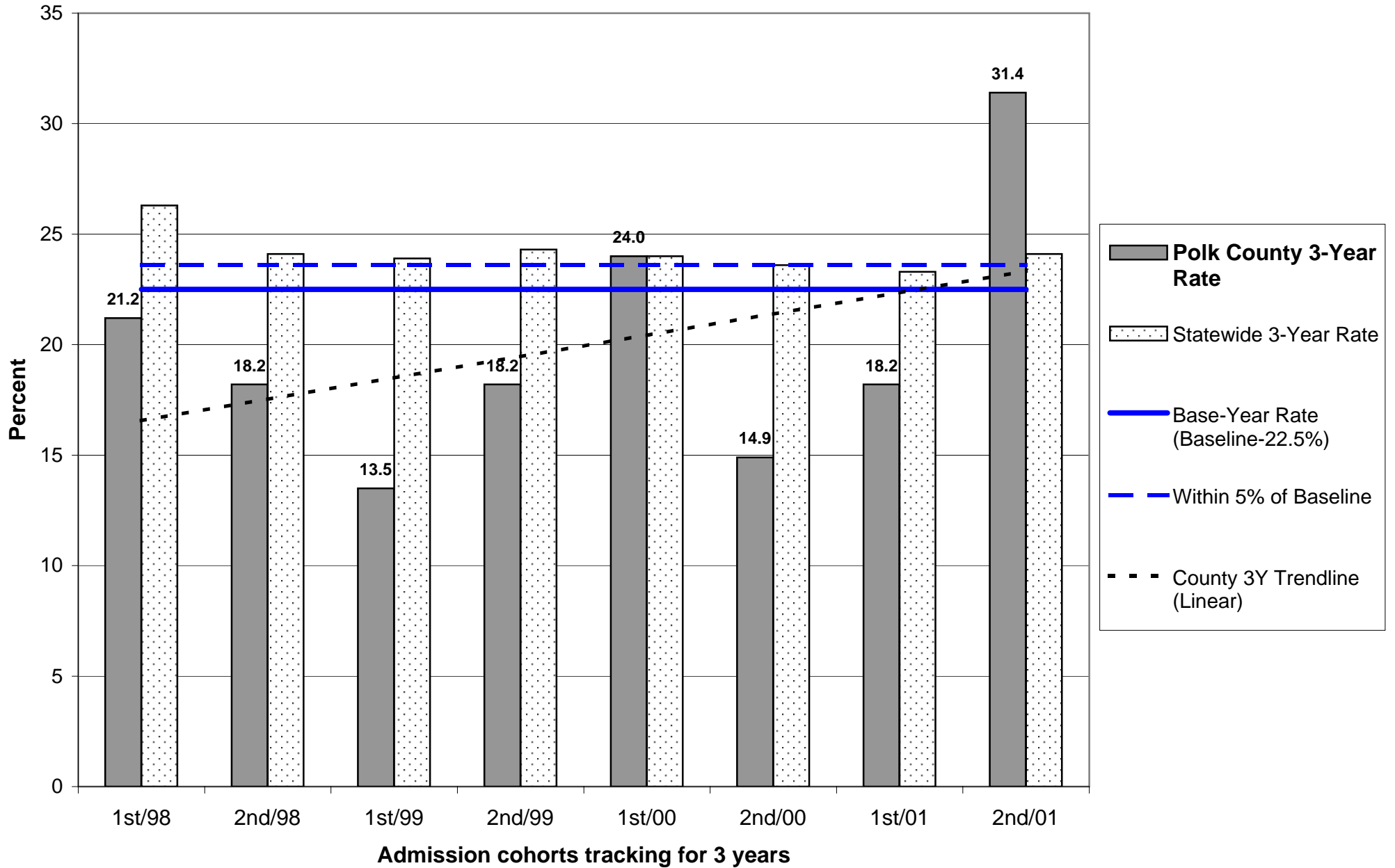
A county's release cohorts are defined as offenders under the county's supervision at the end of the specified number of months following release from incarceration, plus offenders who committed new felonies within that period.

Probation: Recidivism is defined as the total percentage of an admission cohort that was convicted of any felony at any time within the specified number of months after beginning probation

An admission cohort is defined as comprising all individuals who were sentenced for the first time to felony probation during the same six month period. Some offenders have been sentenced to probation more than once. Each new probation admission is considered a separate case

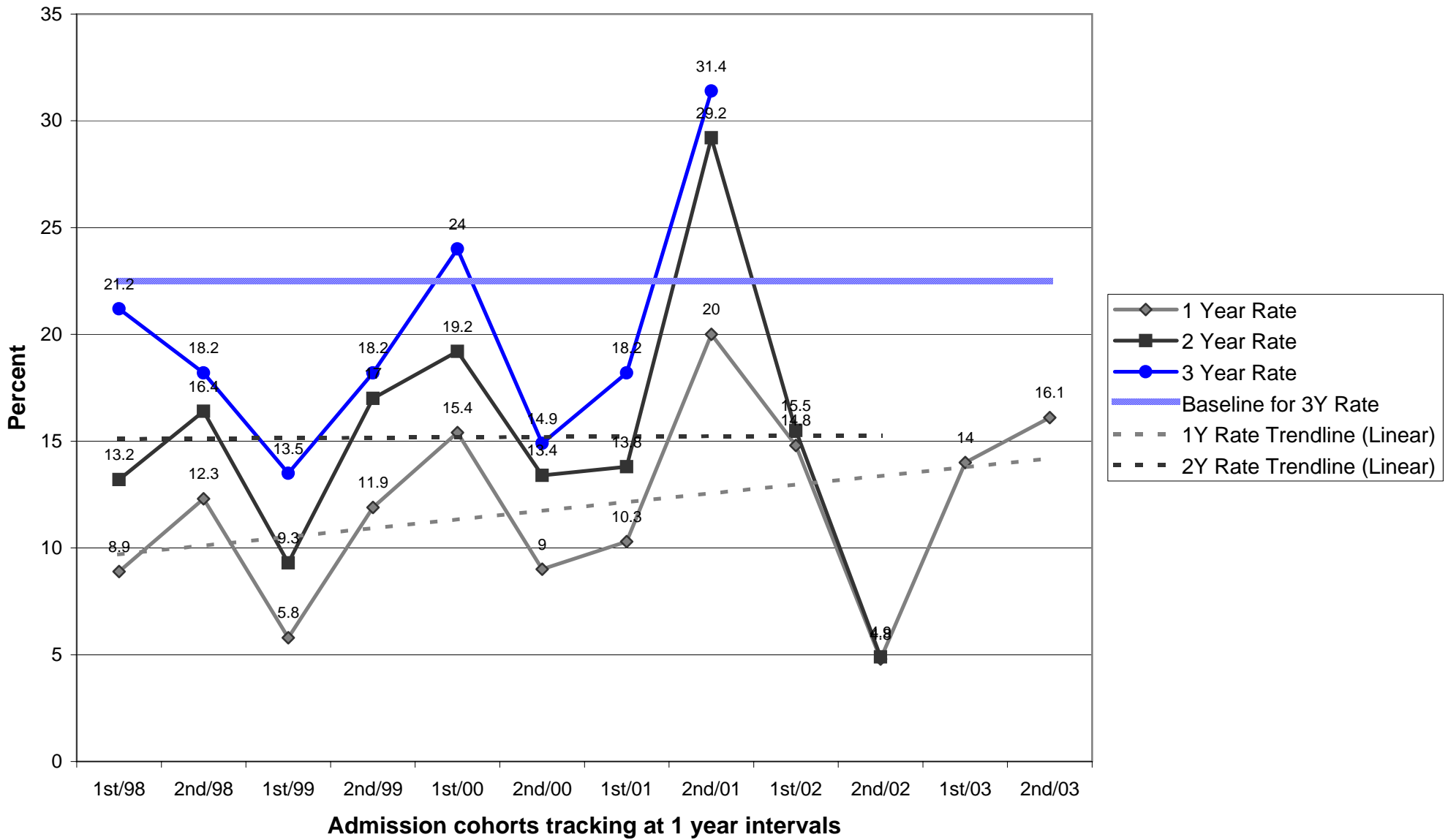
A county's admission cohorts are defined as offenders under the county's supervision at the end of the specified number of months following admission to probation, plus offenders who committed new felonies within that period.

## Probation Recidivism Rates - 2nd Half 2004



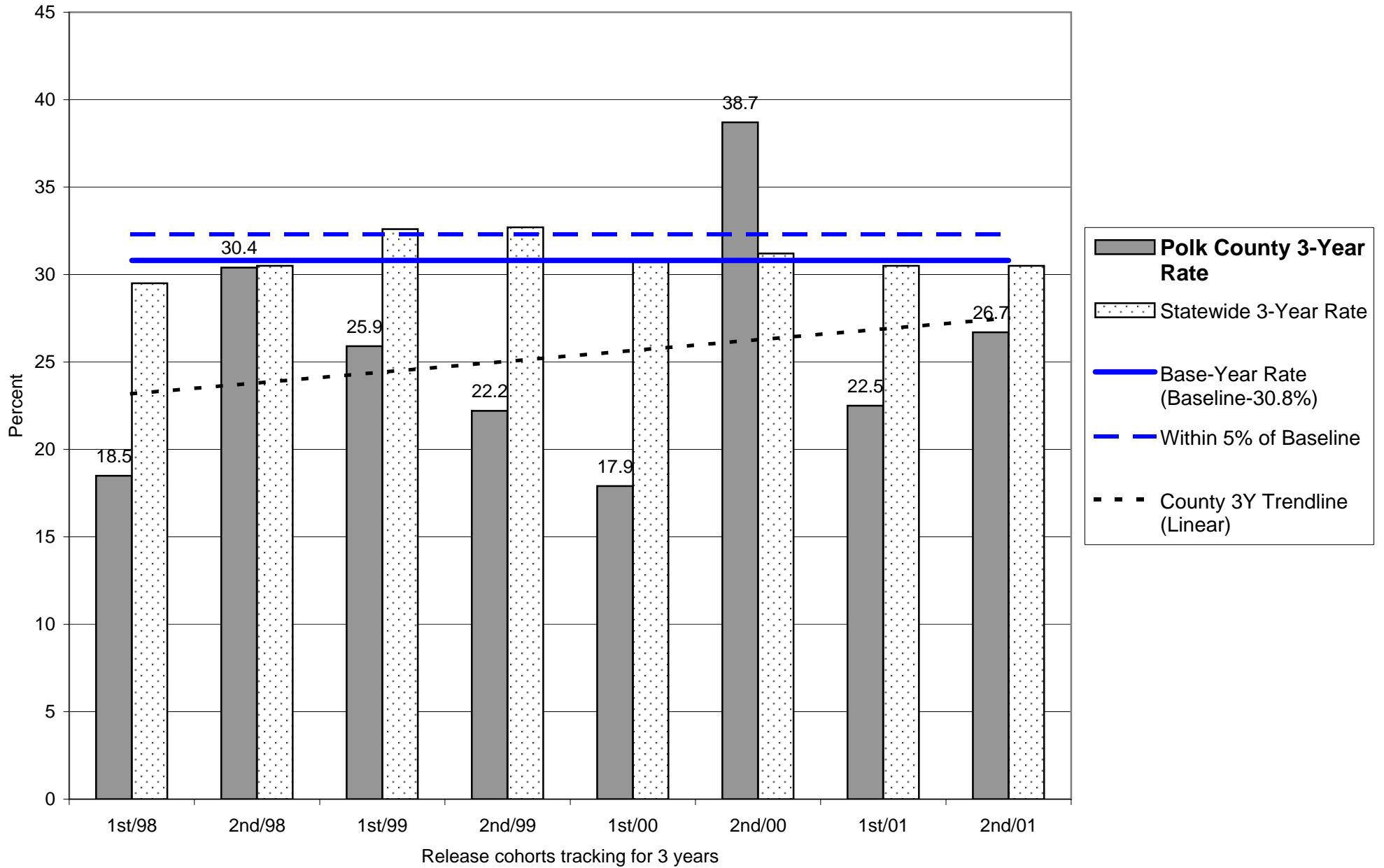
# Probation Recidivism Rates - 2nd Half 2004

## Polk County



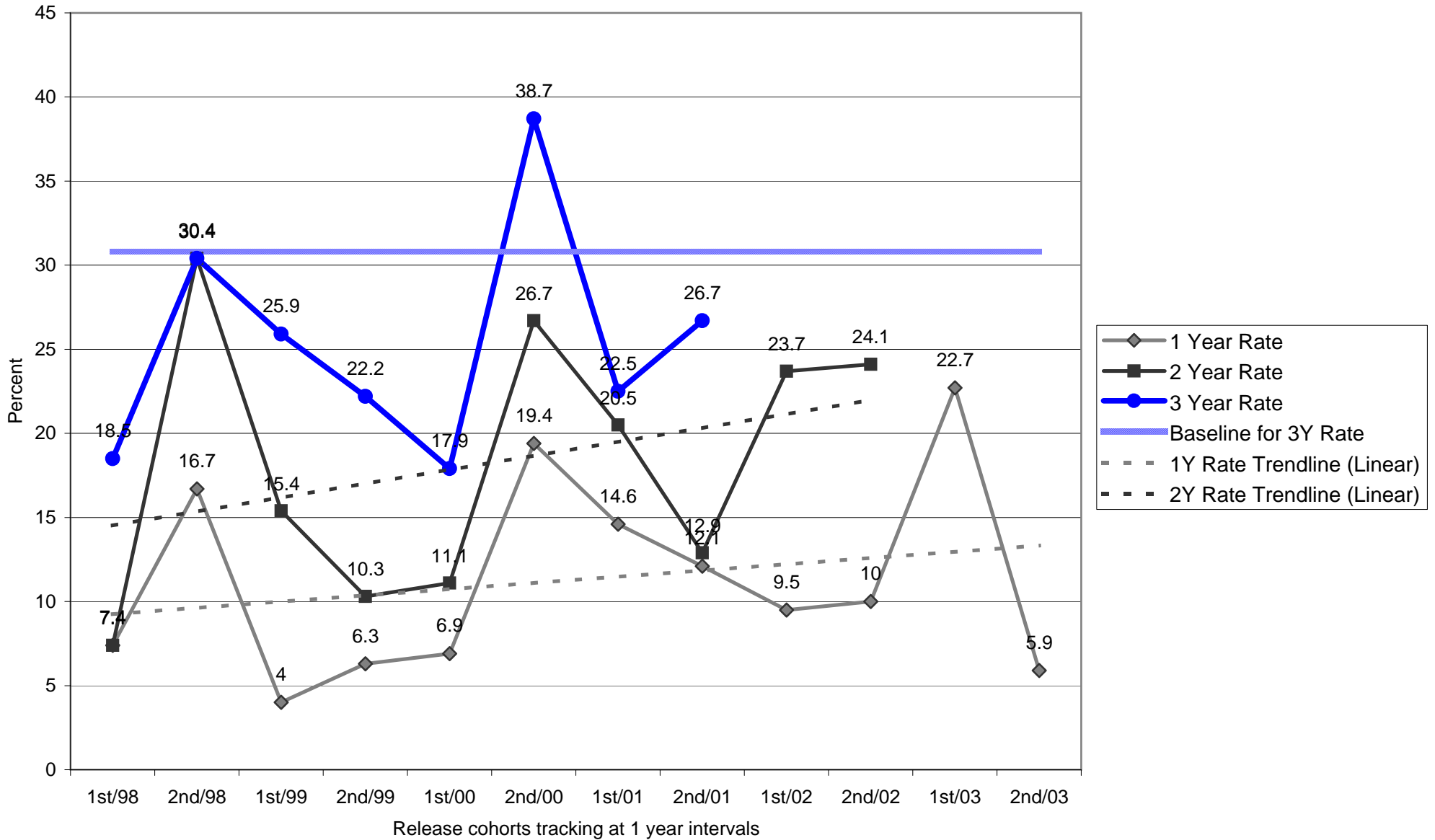


## Parole/Post-Prison Supervision Recidivism Rates - 2nd Half 2004



# Parole/Post-Prison Supervision Recidivism Rates - 2nd Half 2004

## Polk County



**OREGON DEPARTMENT OF CORRECTIONS  
 RECIDIVISM OF NEW PAROLEES AND PROBATIONERS  
 Tillamook - Updated: July 7, 2005**

	PAROLE-PPS			PROBATION		
	Cumulative Percent Convicted of Any Felony After First Release to Parole-PPS			Cumulative Percent Convicted of Any Felony After First Sentence to Felony Probation		
	Percent convicted in ...months			Percent convicted in ...months		
Cohort	12	24	36	12	24	36
2nd/94	35.3	37.5	37.5	3.3	29.6	42.3
1st/95	0.0	11.1	11.1	27.3	38.1	38.1
2nd/95	0.0	10.0	26.3	21.7	36.0	43.5
1st/96	20.0	41.7	41.7	6.1	12.1	20.0
2nd/96	8.3	33.3	43.8	3.3	23.3	27.6
1st/97	11.8	11.8	11.1	9.1	17.4	26.1
2nd/97	0.0	15.4	14.3	13.0	20.0	30.8
1st/98	4.8	25.0	25.0	14.3	31.6	40.0
2nd/98	19.0	28.6	45.0	6.9	16.0	16.7
1st/99	16.7	28.0	32.0	9.1	15.6	15.6
2nd/99	12.0	16.7	30.4	8.6	10.8	12.1
1st/00	26.3	45.0	55.0	5.6	12.8	15.8
2nd/00	11.8	29.4	35.3	7.3	7.5	10.5
1st/01	11.8	26.7	26.7	9.7	12.5	12.5
2nd/01	4.8	5.0	20.0	14.0	19.6	30.4
1st/02	0.0	8.3		0.0	0.0	
2nd/02	15.6	41.9		15.6	22.6	
1st/03	7.4			21.1		
2nd/03	6.3			20.0		

Note: Slight changes from previous reports may occur due to data updating

Parole: Recidivism is defined as the total percentage of a release cohort that was convicted of any felony at any time within the specified number of months following release from prison.

A release cohort is defined as comprising all individuals who were released to parole or PPS during a six month period. It excludes those released from prison following a revocation from parole/PPS. Inmates initially released on temporary or transitional leave are also included as of their parole or PPS date

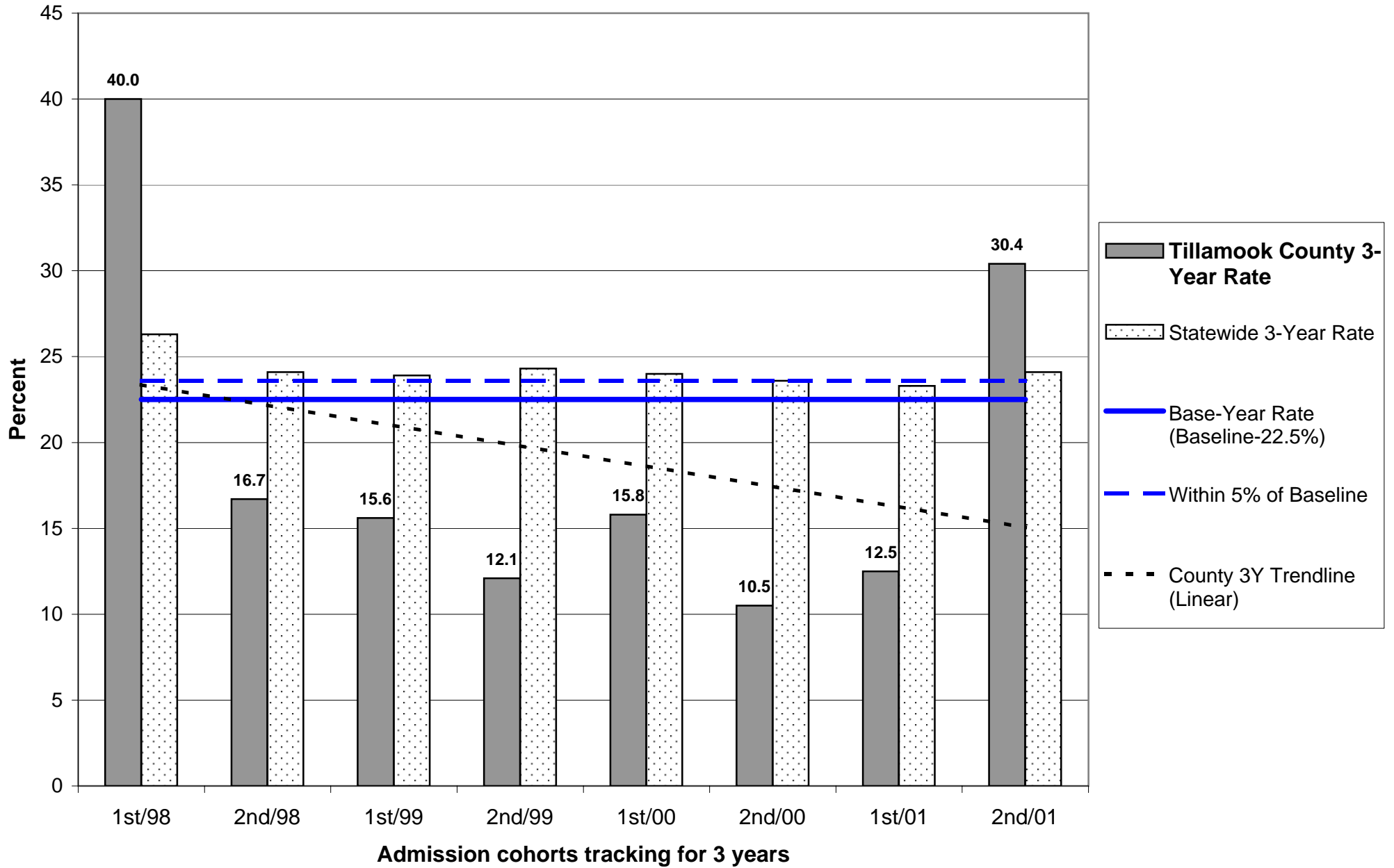
A county's release cohorts are defined as offenders under the county's supervision at the end of the specified number of months following release from incarceration, plus offenders who committed new felonies within that period.

Probation: Recidivism is defined as the total percentage of an admission cohort that was convicted of any felony at any time within the specified number of months after beginning probation

An admission cohort is defined as comprising all individuals who were sentenced for the first time to felony probation during the same six month period. Some offenders have been sentenced to probation more than once. Each new probation admission is considered a separate case

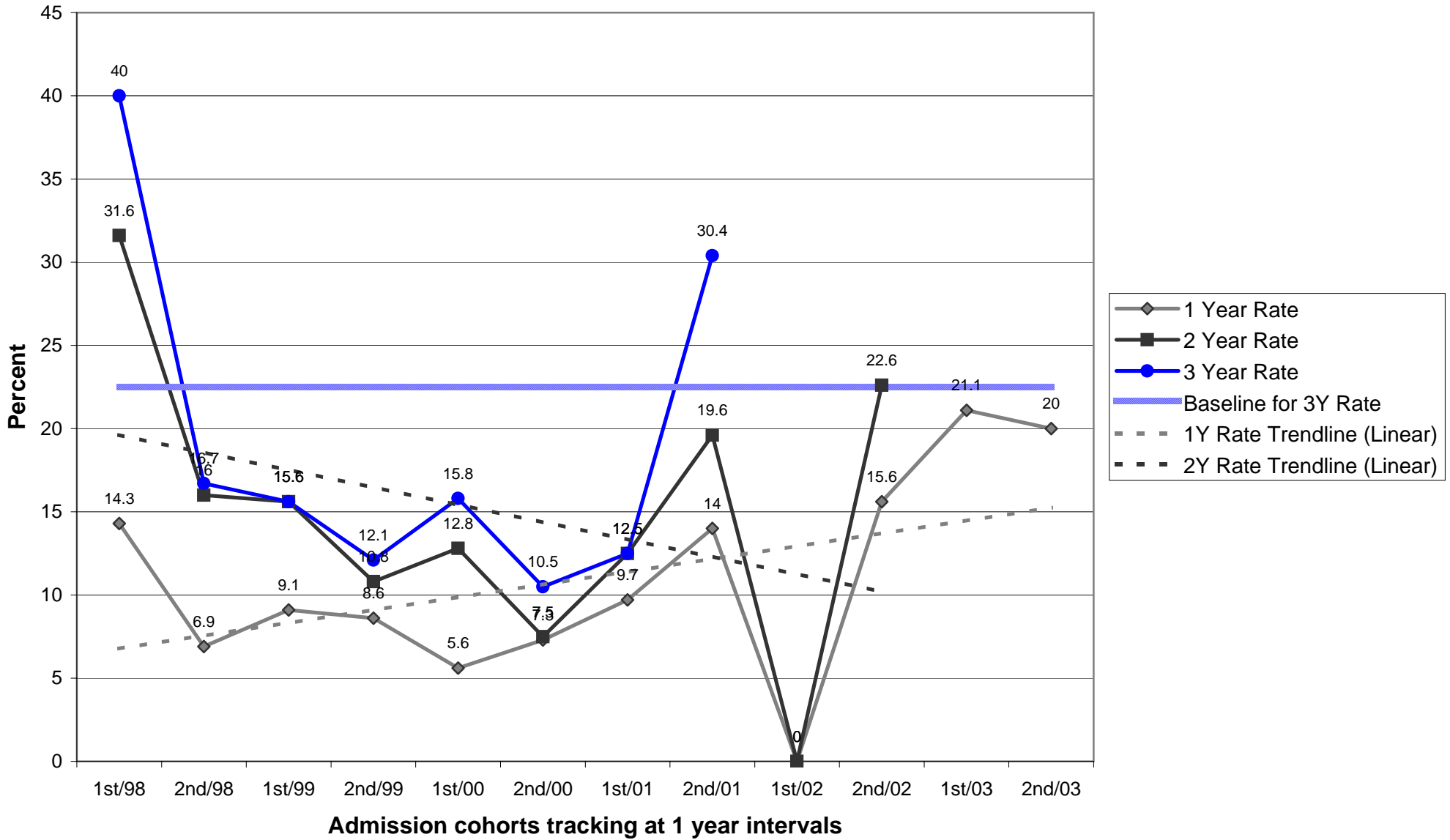
A county's admission cohorts are defined as offenders under the county's supervision at the end of the specified number of months following admission to probation, plus offenders who committed new felonies within that period.

## Probation Recidivism Rates - 2nd Half 2004



# Probation Recidivism Rates - 2nd Half 2004

## Tillamook County



**OREGON DEPARTMENT OF CORRECTIONS  
 RECIDIVISM OF NEW PAROLEES AND PROBATIONERS  
 Gilliam/Sherman/Wheeler - Updated: July 7, 2005**

	PAROLE-PPS			PROBATION		
	Cumulative Percent Convicted of Any Felony After First Release to Parole-PPS			Cumulative Percent Convicted of Any Felony After First Sentence to Felony Probation		
	Percent convicted in ...months			Percent convicted in ...months		
Cohort	12	24	36	12	24	36
2nd/94	0.0	0.0	0.0	0.0	0.0	0.0
1st/95	0.0	0.0	0.0	0.0	0.0	0.0
2nd/95	0.0	0.0	0.0	0.0	0.0	0.0
1st/96	0.0	0.0	0.0	0.0	33.3	33.3
2nd/96	0.0	0.0	0.0	16.7	20.0	16.7
1st/97	0.0	0.0	100.0	0.0	0.0	0.0
2nd/97	0.0	0.0	0.0	0.0	7.7	8.3
1st/98	0.0	0.0	0.0	0.0	0.0	0.0
2nd/98	0.0	33.3	50.0	14.3	16.7	33.3
1st/99	25.0	20.0	20.0	14.3	25.0	25.0
2nd/99	0.0	0.0	0.0	0.0	0.0	0.0
1st/00	0.0	0.0	0.0	14.3	11.1	25.0
2nd/00	0.0	16.7	16.7	0.0	0.0	14.3
1st/01	0.0	0.0	0.0	14.3	16.7	16.7
2nd/01	25.0	25.0	33.3	0.0	0.0	0.0
1st/02	0.0	0.0		12.5	12.5	
2nd/02	0.0	0.0		0.0	11.1	
1st/03	0.0			0.0		
2nd/03	0.0			9.1		

Note: Slight changes from previous reports may occur due to data updating

Parole: Recidivism is defined as the total percentage of a release cohort that was convicted of any felony at any time within the specified number of months following release from prison.

A release cohort is defined as comprising all individuals who were released to parole or PPS during a six month period. It excludes those released from prison following a revocation from parole/PPS. Inmates initially released on temporary or transitional leave are also included as of their parole or PPS date

A county's release cohorts are defined as offenders under the county's supervision at the end of the specified number of months following release from incarceration, plus offenders who committed new felonies within that period.

Probation: Recidivism is defined as the total percentage of an admission cohort that was convicted of any felony at any time within the specified number of months after beginning probation

An admission cohort is defined as comprising all individuals who were sentenced for the first time to felony probation during the same six month period. Some offenders have been sentenced to probation more than once. Each new probation admission is considered a separate case

A county's admission cohorts are defined as offenders under the county's supervision at the end of the specified number of months following admission to probation, plus offenders who committed new felonies within that period.

**OREGON DEPARTMENT OF CORRECTIONS  
 RECIDIVISM OF NEW PAROLEES AND PROBATIONERS  
 Umatilla/Morrow - Updated: July 7, 2005**

	PAROLE-PPS			PROBATION		
	Cumulative Percent Convicted of Any Felony After First Release to Parole-PPS			Cumulative Percent Convicted of Any Felony After First Sentence to Felony Probation		
	Percent convicted in ...months			Percent convicted in ...months		
Cohort	12	24	36	12	24	36
2nd/94	17.4	29.2	39.1	11.1	24.2	31.2
1st/95	17.2	29.0	38.7	15.7	21.3	27.9
2nd/95	10.5	21.1	30.0	21.7	31.4	37.9
1st/96	25.9	41.4	43.3	18.1	30.5	31.7
2nd/96	12.5	19.6	27.7	9.4	20.3	26.1
1st/97	26.8	38.5	42.5	14.6	20.7	26.0
2nd/97	10.8	27.0	35.1	19.6	29.1	34.7
1st/98	15.8	26.3	28.9	20.3	31.9	37.5
2nd/98	12.5	22.6	21.9	17.9	27.0	32.5
1st/99	12.5	17.1	26.8	15.1	20.7	24.3
2nd/99	8.0	16.0	22.4	14.9	20.4	26.1
1st/00	7.3	13.0	20.8	8.5	19.5	24.2
2nd/00	7.1	21.1	27.3	6.8	10.2	18.3
1st/01	13.0	19.2	24.7	14.5	21.4	24.4
2nd/01	10.2	21.7	28.3	11.5	16.0	25.0
1st/02	5.7	13.0		15.3	30.1	
2nd/02	12.2	14.9		12.7	20.1	
1st/03	11.6			14.0		
2nd/03	4.3			17.4		

Note: Slight changes from previous reports may occur due to data updating

Parole: Recidivism is defined as the total percentage of a release cohort that was convicted of any felony at any time within the specified number of months following release from prison.

A release cohort is defined as comprising all individuals who were released to parole or PPS during a six month period. It excludes those released from prison following a revocation from parole/PPS. Inmates initially released on temporary or transitional leave are also included as of their parole or PPS date

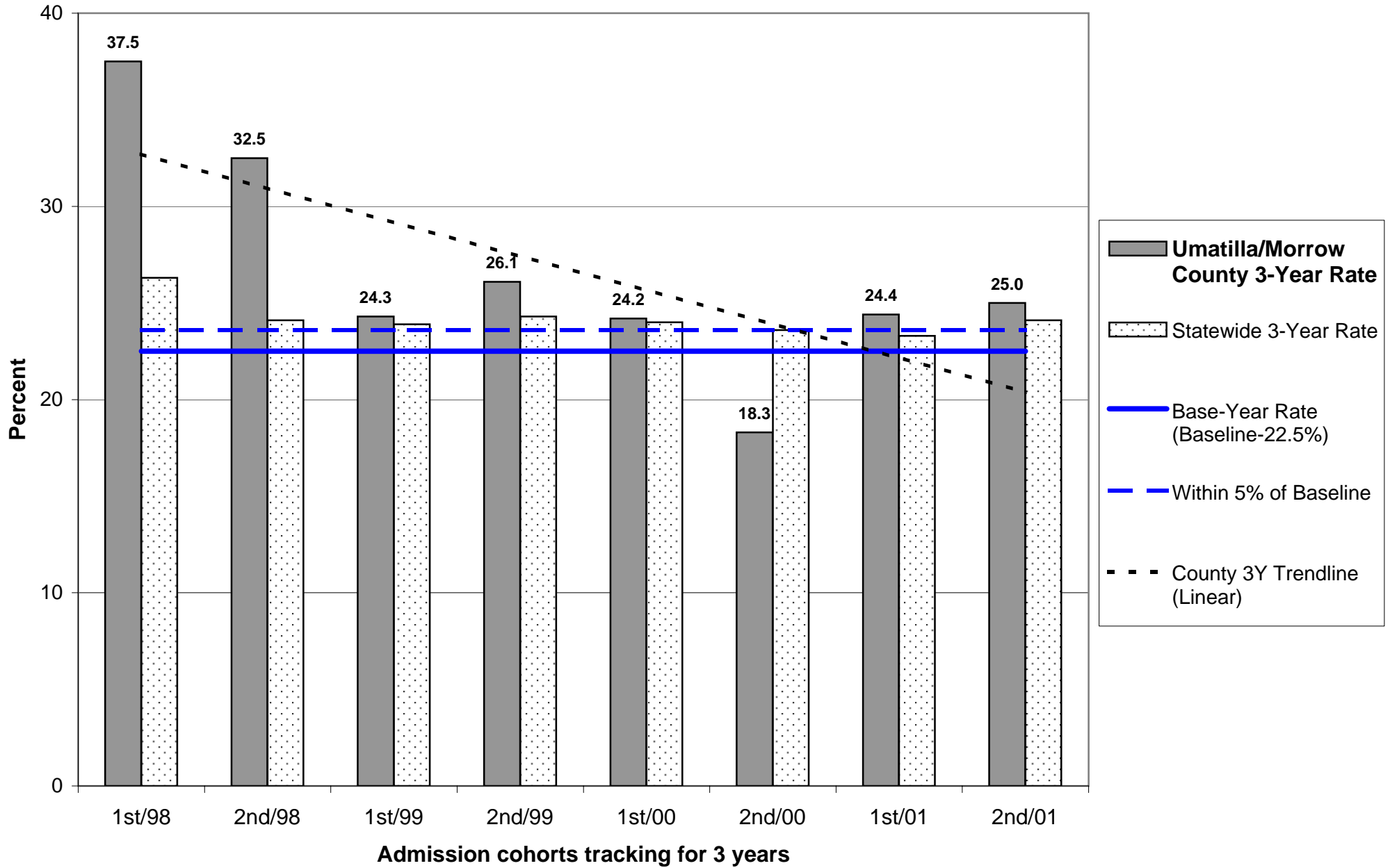
A county's release cohorts are defined as offenders under the county's supervision at the end of the specified number of months following release from incarceration, plus offenders who committed new felonies within that period.

Probation: Recidivism is defined as the total percentage of an admission cohort that was convicted of any felony at any time within the specified number of months after beginning probation

An admission cohort is defined as comprising all individuals who were sentenced for the first time to felony probation during the same six month period. Some offenders have been sentenced to probation more than once. Each new probation admission is considered a separate case

A county's admission cohorts are defined as offenders under the county's supervision at the end of the specified number of months following admission to probation, plus offenders who committed new felonies within that period.

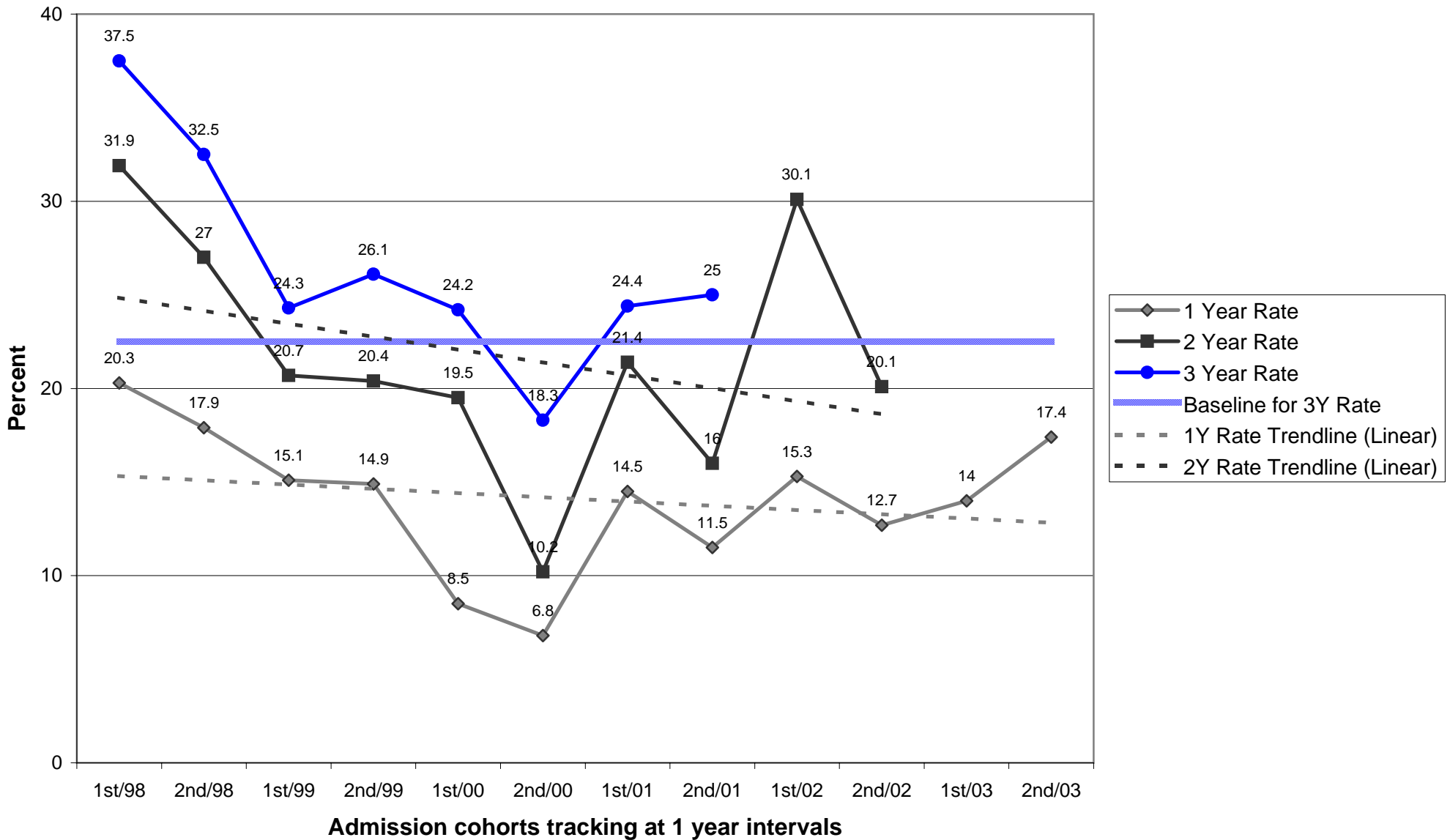
## Probation Recidivism Rates - 2nd Half 2004



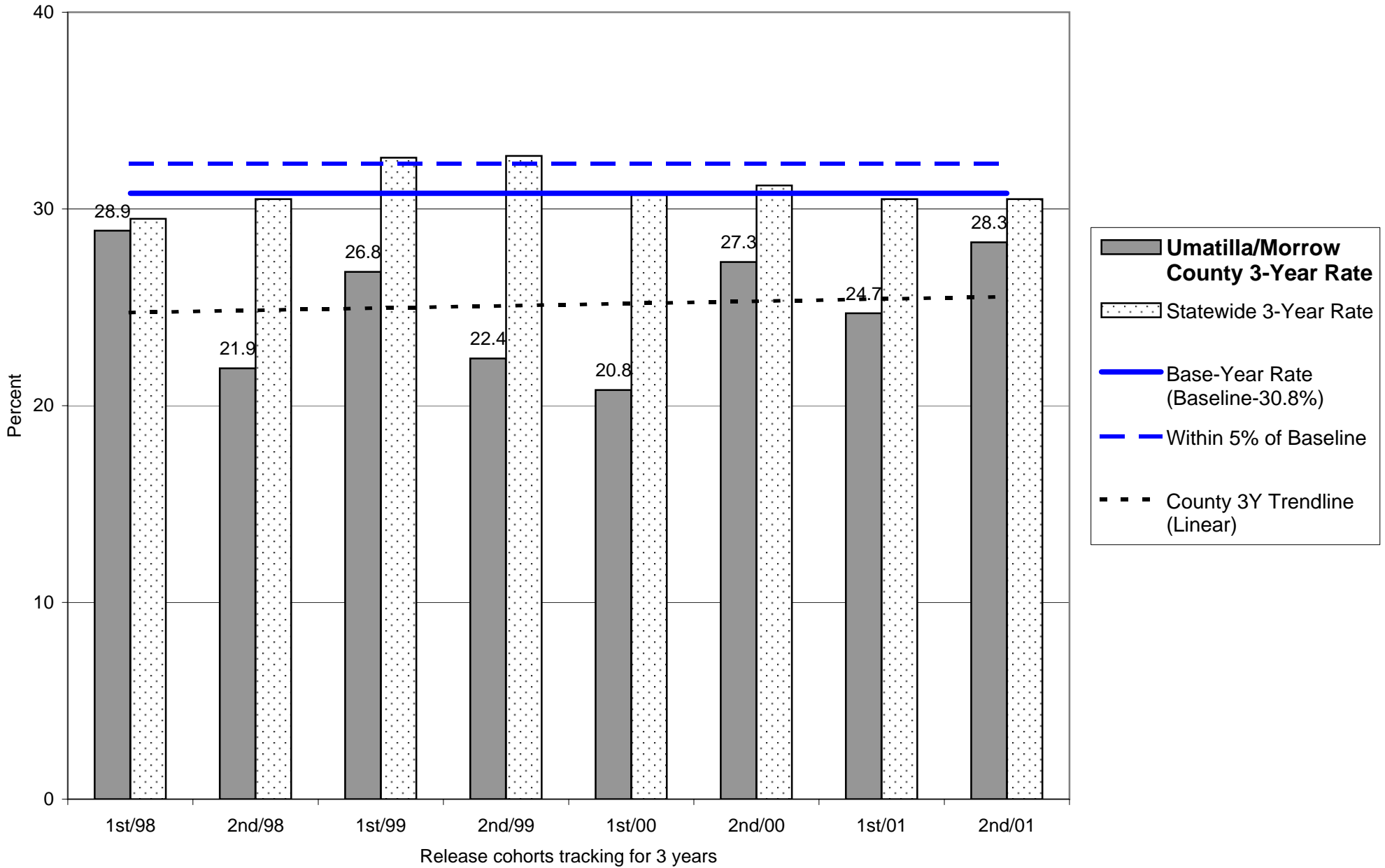


# Probation Recidivism Rates - 2nd Half 2004

## Umatilla/Morrow County

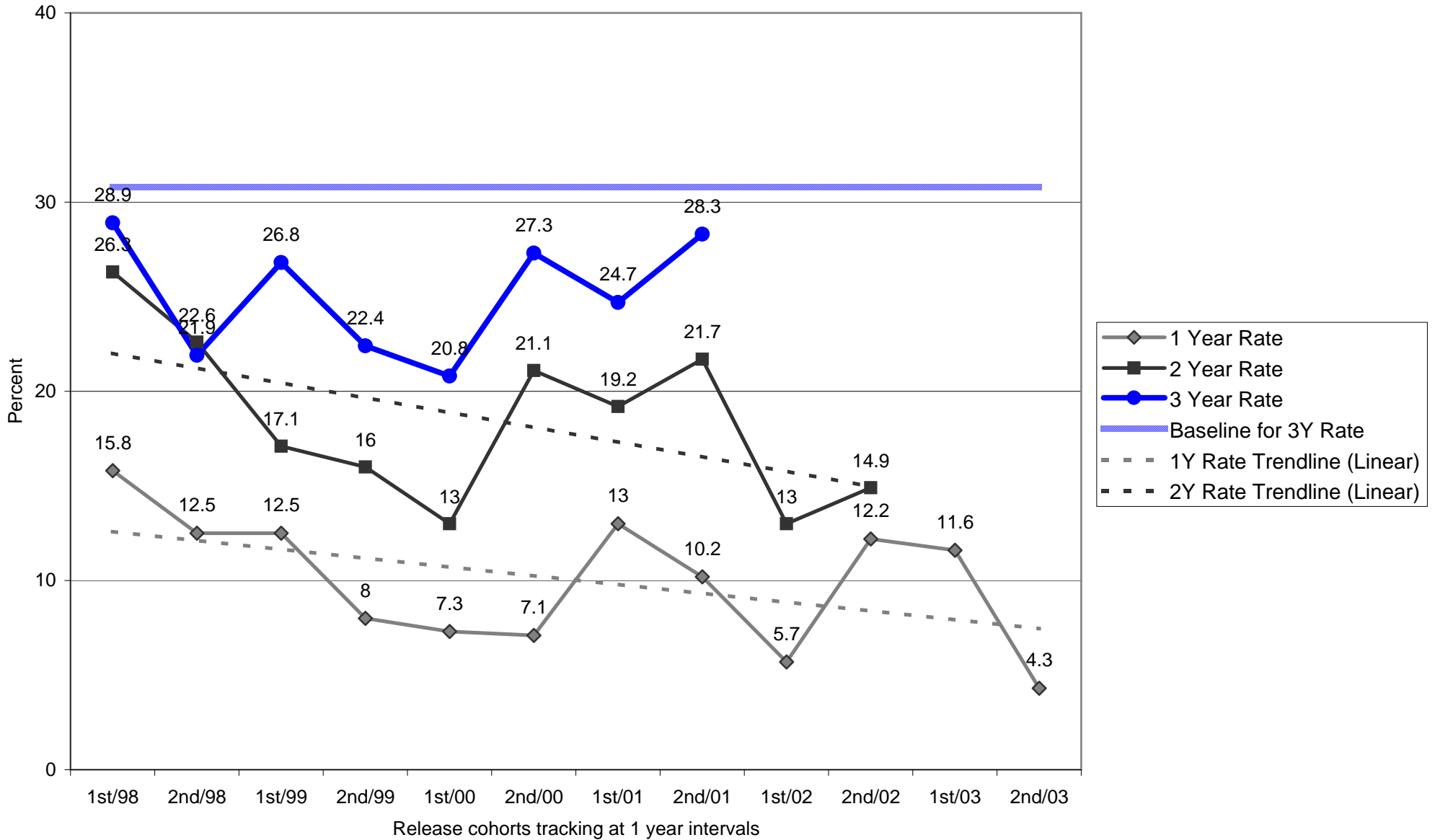


## Parole/Post-Prison Supervision Recidivism Rates - 2nd Half 2004



# Parole/Post-Prison Supervision Recidivism Rates - 2nd Half 2004

## Umatilla/Morrow County



**OREGON DEPARTMENT OF CORRECTIONS  
 RECIDIVISM OF NEW PAROLEES AND PROBATIONERS  
 Union/Wallowa - Updated: July 7, 2005**

	PAROLE-PPS			PROBATION		
	Cumulative Percent Convicted of Any Felony After First Release to Parole-PPS			Cumulative Percent Convicted of Any Felony After First Sentence to Felony Probation		
	Percent convicted in ...months			Percent convicted in ...months		
Cohort	12	24	36	12	24	36
2nd/94	0.0	25.0	25.0	3.4	7.1	17.2
1st/95	0.0	40.0	33.3	17.5	27.0	34.2
2nd/95	36.8	52.6	55.0	16.2	35.3	45.7
1st/96	0.0	75.0	50.0	13.5	19.4	27.0
2nd/96	22.2	33.3	40.0	7.1	24.4	34.1
1st/97	28.6	28.6	42.9	16.0	24.5	31.3
2nd/97	40.0	40.0	40.0	11.9	22.2	27.9
1st/98	0.0	0.0	8.3	20.5	25.6	31.6
2nd/98	27.3	36.4	50.0	17.9	32.4	30.8
1st/99	9.5	42.9	57.1	12.5	24.4	26.1
2nd/99	11.1	22.2	27.8	9.1	24.4	26.7
1st/00	5.9	12.5	20.0	20.6	26.5	28.6
2nd/00	15.4	23.1	38.5	15.8	26.3	28.2
1st/01	13.6	20.0	35.0	17.5	26.3	26.3
2nd/01	0.0	20.0	50.0	13.6	21.7	20.8
1st/02	13.3	20.0		17.0	29.2	
2nd/02	16.7	16.7		4.4	10.9	
1st/03	6.3			8.1		
2nd/03	0.0			18.8		

Note: Slight changes from previous reports may occur due to data updating

Parole: Recidivism is defined as the total percentage of a release cohort that was convicted of any felony at any time within the specified number of months following release from prison.

A release cohort is defined as comprising all individuals who were released to parole or PPS during a six month period. It excludes those released from prison following a revocation from parole/PPS. Inmates initially released on temporary or transitional leave are also included as of their parole or PPS date

A county's release cohorts are defined as offenders under the county's supervision at the end of the specified number of months following release from incarceration, plus offenders who committed new felonies within that period.

Probation: Recidivism is defined as the total percentage of an admission cohort that was convicted of any felony at any time within the specified number of months after beginning probation

An admission cohort is defined as comprising all individuals who were sentenced for the first time to felony probation during the same six month period. Some offenders have been sentenced to probation more than once. Each new probation admission is considered a separate case

A county's admission cohorts are defined as offenders under the county's supervision at the end of the specified number of months following admission to probation, plus offenders who committed new felonies within that period.

**OREGON DEPARTMENT OF CORRECTIONS  
 RECIDIVISM OF NEW PAROLEES AND PROBATIONERS  
 Wasco - Updated: July 7, 2005**

	PAROLE-PPS			PROBATION		
	Cumulative Percent Convicted of Any Felony After First Release to Parole-PPS			Cumulative Percent Convicted of Any Felony After First Sentence to Felony Probation		
	Percent convicted in ...months			Percent convicted in ...months		
Cohort	12	24	36	12	24	36
2nd/94	22.2	44.4	44.4	15.6	29.0	33.3
1st/95	28.6	43.8	50.0	19.6	32.7	37.7
2nd/95	35.0	47.6	50.0	11.1	22.7	27.9
1st/96	17.2	36.7	48.4	13.0	21.6	21.6
2nd/96	23.5	35.3	38.9	11.3	19.6	28.8
1st/97	9.1	18.2	23.8	16.4	25.0	25.0
2nd/97	14.3	16.7	40.0	16.2	26.2	28.1
1st/98	0.0	6.7	13.3	13.4	22.2	24.2
2nd/98	20.0	20.0	20.0	13.0	19.6	27.7
1st/99	25.0	33.3	45.5	10.9	15.9	20.5
2nd/99	11.1	27.8	31.6	7.8	9.8	15.4
1st/00	4.2	8.7	13.6	8.3	12.0	11.5
2nd/00	8.7	13.0	17.4	10.7	17.9	17.9
1st/01	15.8	22.2	27.8	3.4	11.1	18.5
2nd/01	12.5	21.7	21.7	5.6	11.1	11.8
1st/02	0.0	9.1		0.0	7.9	
2nd/02	9.5	17.4		16.7	22.7	
1st/03	0.0			4.9		
2nd/03	18.2			11.1		

Note: Slight changes from previous reports may occur due to data updating

Parole: Recidivism is defined as the total percentage of a release cohort that was convicted of any felony at any time within the specified number of months following release from prison.

A release cohort is defined as comprising all individuals who were released to parole or PPS during a six month period. It excludes those released from prison following a revocation from parole/PPS. Inmates initially released on temporary or transitional leave are also included as of their parole or PPS date

A county's release cohorts are defined as offenders under the county's supervision at the end of the specified number of months following release from incarceration, plus offenders who committed new felonies within that period.

Probation: Recidivism is defined as the total percentage of an admission cohort that was convicted of any felony at any time within the specified number of months after beginning probation

An admission cohort is defined as comprising all individuals who were sentenced for the first time to felony probation during the same six month period. Some offenders have been sentenced to probation more than once. Each new probation admission is considered a separate case

A county's admission cohorts are defined as offenders under the county's supervision at the end of the specified number of months following admission to probation, plus offenders who committed new felonies within that period.

**OREGON DEPARTMENT OF CORRECTIONS  
 RECIDIVISM OF NEW PAROLEES AND PROBATIONERS  
 Washington - Updated: July 7, 2005**

	PAROLE-PPS			PROBATION		
	Cumulative Percent Convicted of Any Felony After First Release to Parole-PPS			Cumulative Percent Convicted of Any Felony After First Sentence to Felony Probation		
	Percent convicted in ...months			Percent convicted in ...months		
Cohort	12	24	36	12	24	36
2nd/94	13.6	29.9	33.3	10.6	21.7	25.3
1st/95	15.9	28.0	34.5	17.2	24.6	30.6
2nd/95	18.4	25.0	32.1	10.7	18.6	25.6
1st/96	17.0	26.5	35.4	11.6	22.3	28.8
2nd/96	14.8	30.5	37.5	11.7	19.9	24.7
1st/97	16.5	31.9	39.1	12.8	20.8	23.9
2nd/97	12.6	23.6	27.2	15.4	22.7	27.3
1st/98	14.9	27.6	33.3	14.8	22.9	26.7
2nd/98	14.6	27.6	32.0	11.2	18.4	22.9
1st/99	17.6	29.1	36.8	9.0	16.1	21.0
2nd/99	15.9	23.9	31.5	13.1	19.8	25.3
1st/00	10.7	20.6	31.6	11.2	18.3	21.8
2nd/00	12.3	21.5	30.7	10.3	16.7	21.5
1st/01	15.1	26.9	31.8	9.9	17.8	21.6
2nd/01	14.2	25.3	33.5	11.5	18.3	22.5
1st/02	13.3	22.9		11.2	18.4	
2nd/02	9.3	17.9		8.2	17.3	
1st/03	8.9			8.1		
2nd/03	14.1			14.4		

Note: Slight changes from previous reports may occur due to data updating

Parole: Recidivism is defined as the total percentage of a release cohort that was convicted of any felony at any time within the specified number of months following release from prison.

A release cohort is defined as comprising all individuals who were released to parole or PPS during a six month period. It excludes those released from prison following a revocation from parole/PPS. Inmates initially released on temporary or transitional leave are also included as of their parole or PPS date

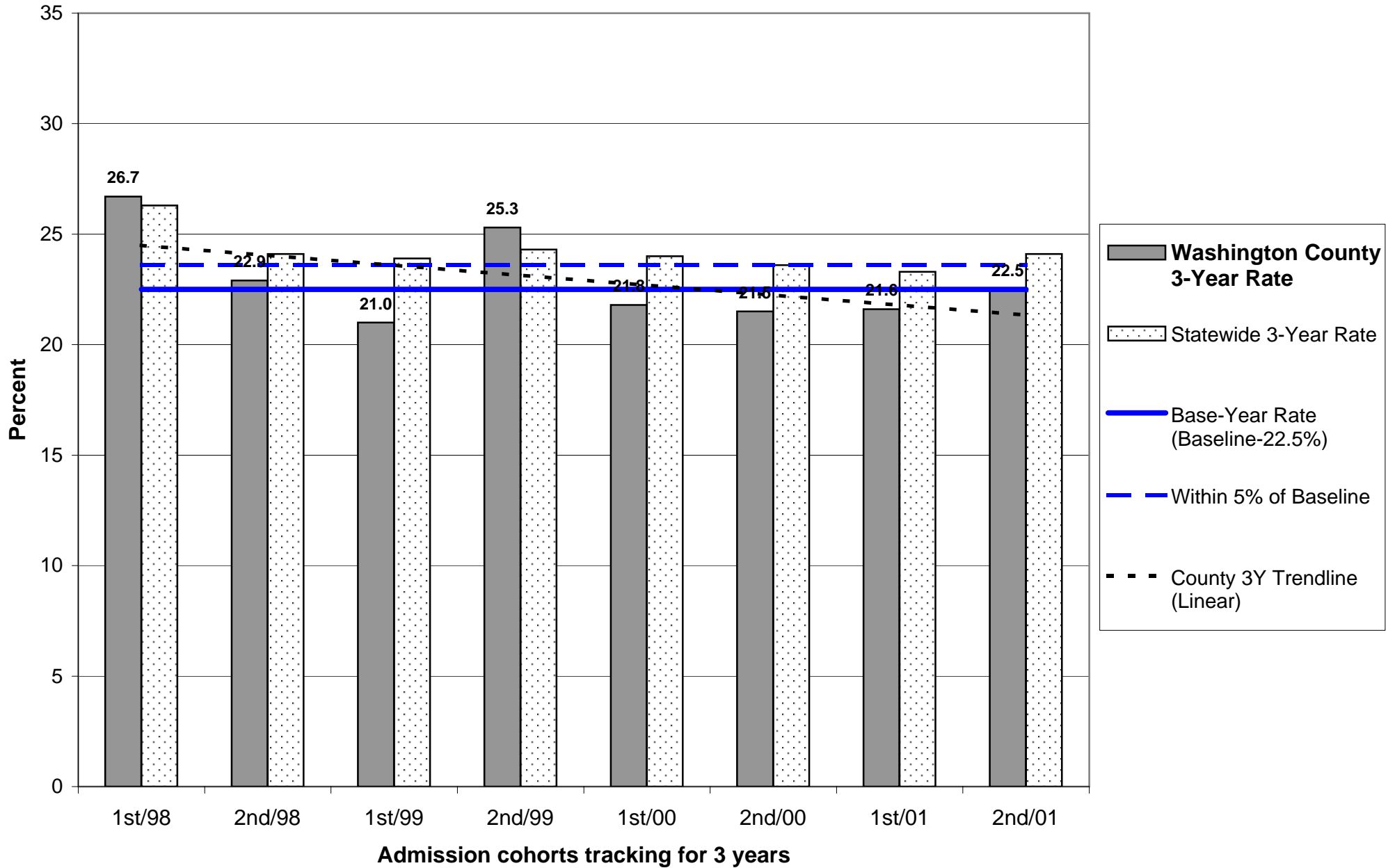
A county's release cohorts are defined as offenders under the county's supervision at the end of the specified number of months following release from incarceration, plus offenders who committed new felonies within that period.

Probation: Recidivism is defined as the total percentage of an admission cohort that was convicted of any felony at any time within the specified number of months after beginning probation

An admission cohort is defined as comprising all individuals who were sentenced for the first time to felony probation during the same six month period. Some offenders have been sentenced to probation more than once. Each new probation admission is considered a separate case

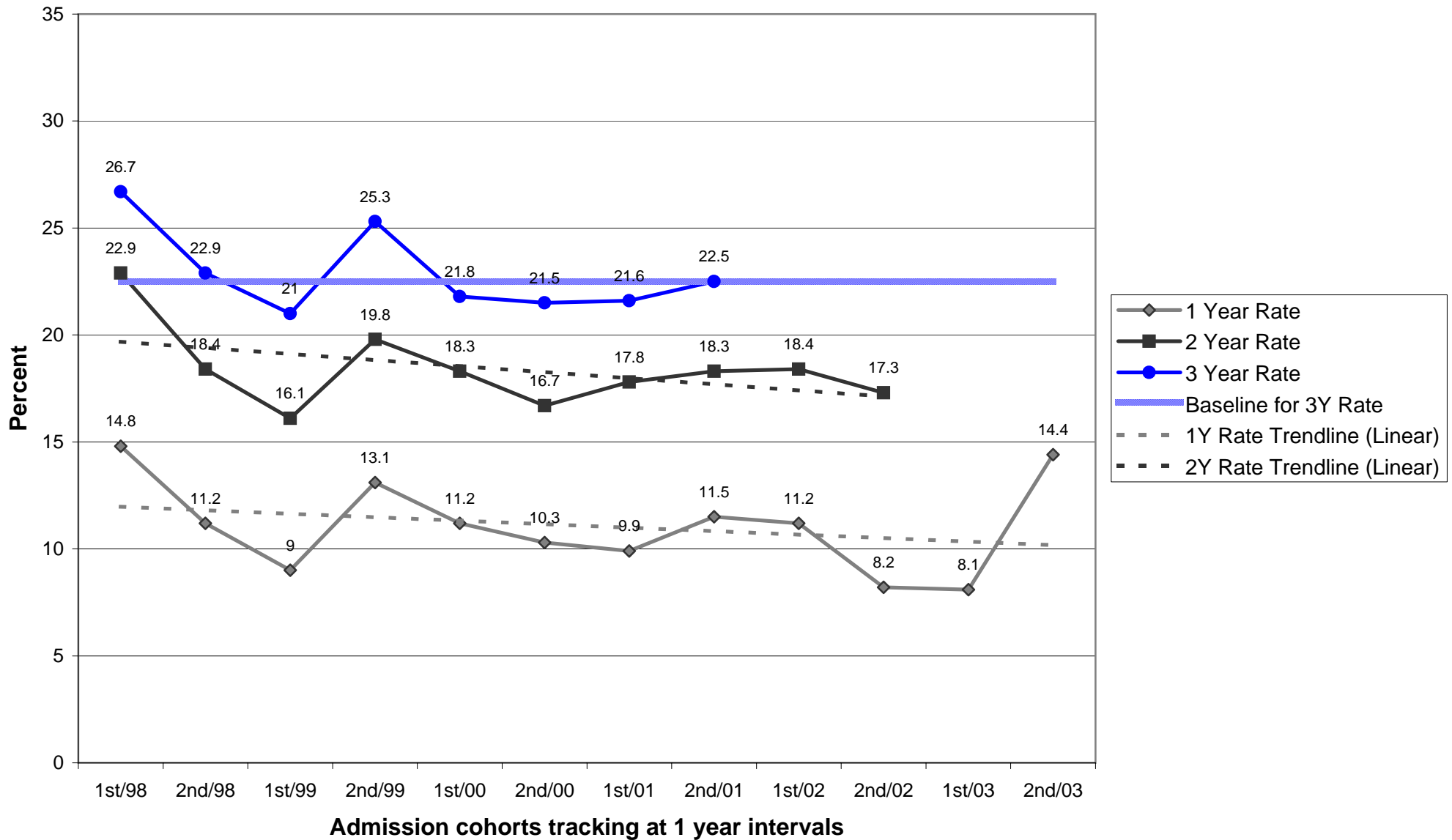
A county's admission cohorts are defined as offenders under the county's supervision at the end of the specified number of months following admission to probation, plus offenders who committed new felonies within that period.

## Probation Recidivism Rates - 2nd Half 2004



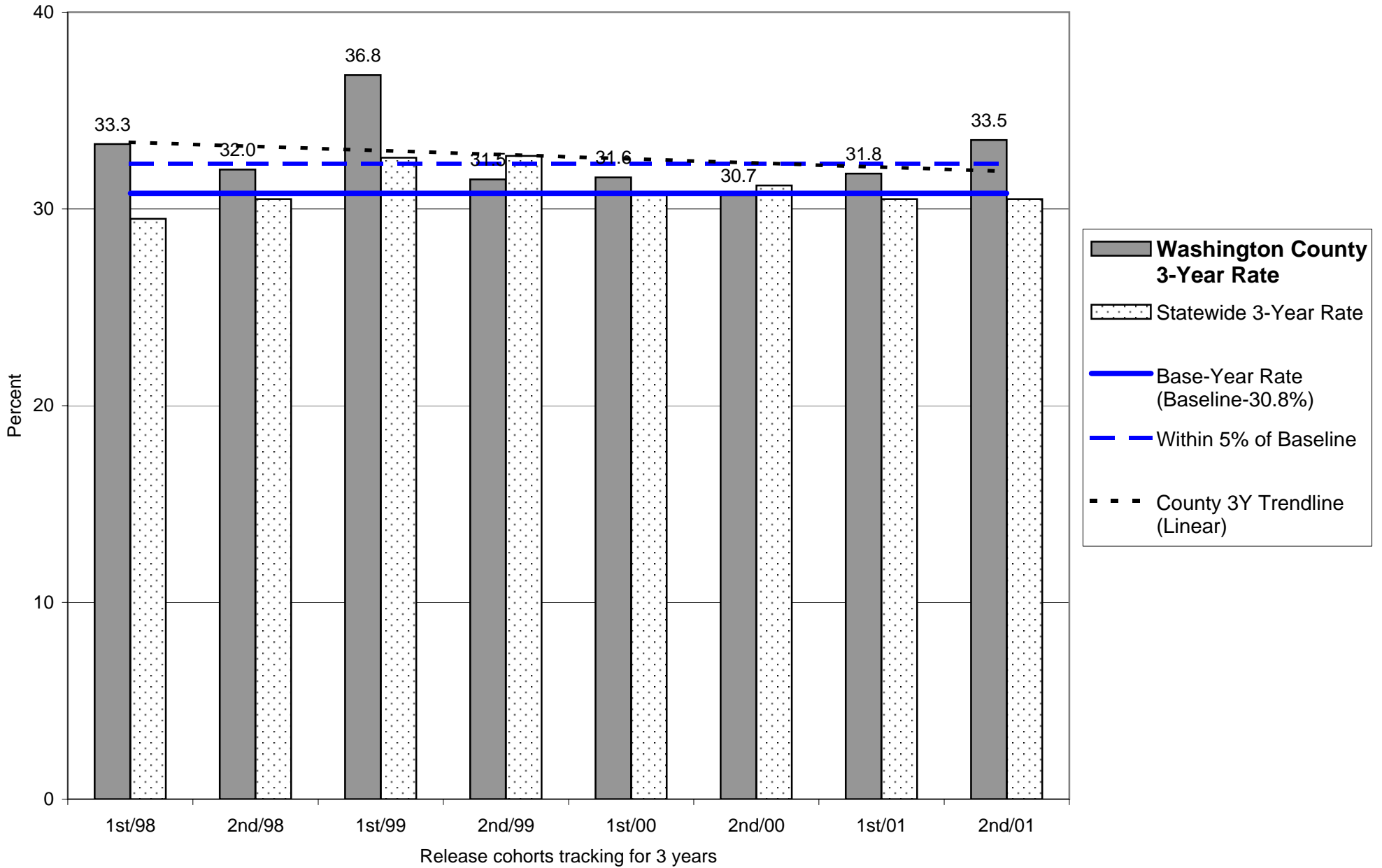
# Probation Recidivism Rates - 2nd Half 2004

## Washington County



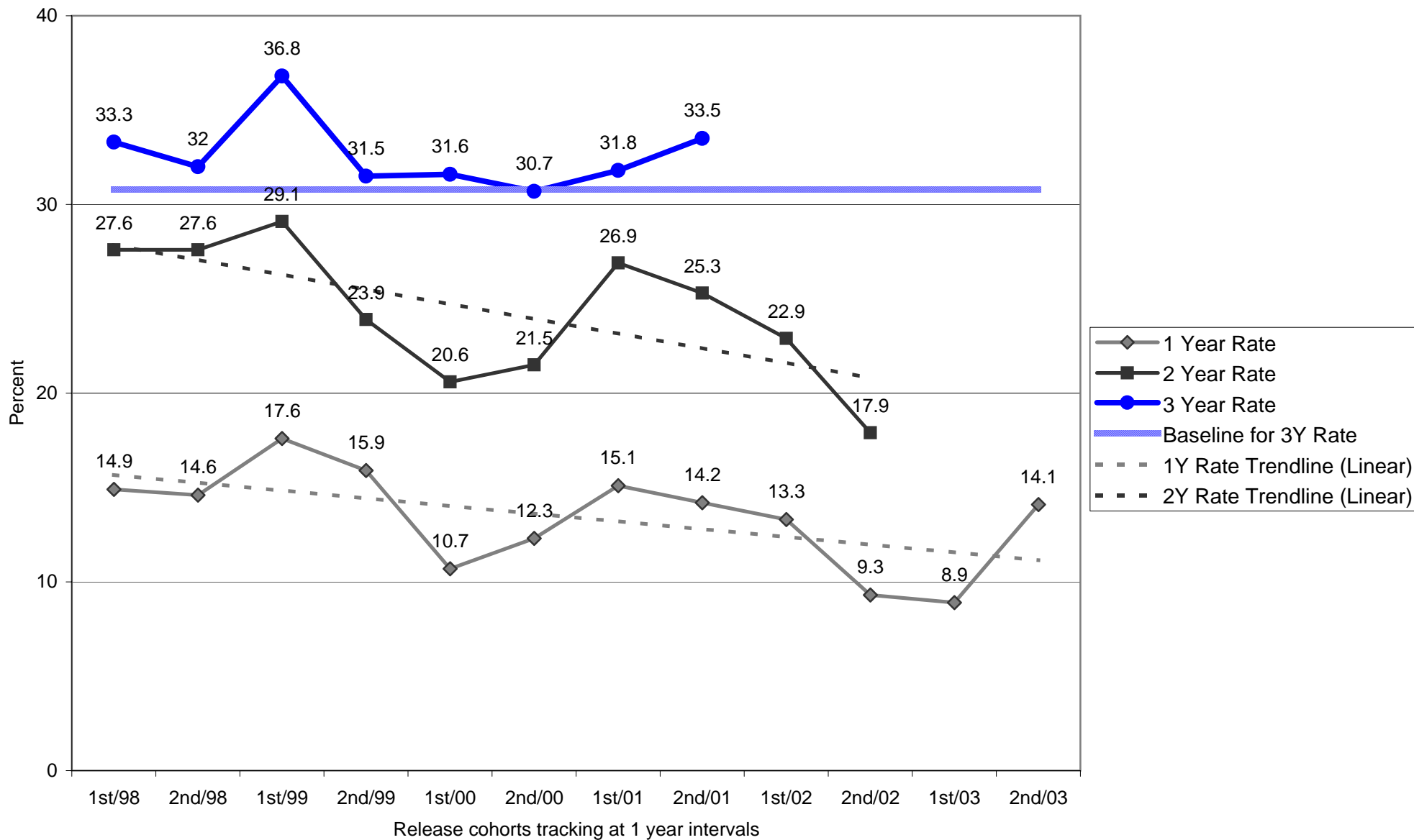


## Parole/Post-Prison Supervision Recidivism Rates - 2nd Half 2004



# Parole/Post-Prison Supervision Recidivism Rates - 2nd Half 2004

## Washington County



**OREGON DEPARTMENT OF CORRECTIONS  
 RECIDIVISM OF NEW PAROLEES AND PROBATIONERS  
 Yamhill - Updated: July 7, 2005**

	PAROLE-PPS			PROBATION		
	Cumulative Percent Convicted of Any Felony After First Release to Parole-PPS			Cumulative Percent Convicted of Any Felony After First Sentence to Felony Probation		
	Percent convicted in ...months			Percent convicted in ...months		
Cohort	12	24	36	12	24	36
2nd/94	5.6	23.5	37.5	14.4	21.4	25.2
1st/95	27.8	50.0	58.8	11.5	18.4	23.5
2nd/95	15.2	26.7	33.3	11.4	18.4	24.7
1st/96	11.4	25.8	31.3	12.9	23.1	25.6
2nd/96	8.7	33.3	34.8	14.9	23.6	26.4
1st/97	7.7	21.6	27.0	11.9	19.8	26.0
2nd/97	5.1	19.5	25.0	16.9	21.5	24.7
1st/98	15.0	24.4	41.5	5.9	14.3	16.3
2nd/98	13.5	24.5	33.3	8.4	15.1	17.3
1st/99	10.0	16.0	31.4	8.3	13.3	16.8
2nd/99	15.2	34.0	33.3	7.1	13.4	19.8
1st/00	14.0	26.2	33.3	9.3	21.7	27.4
2nd/00	12.8	27.7	37.0	7.8	9.1	11.5
1st/01	18.9	26.9	34.6	7.9	16.8	20.0
2nd/01	4.4	15.2	23.4	15.0	20.8	24.5
1st/02	11.9	16.7		13.5	21.0	
2nd/02	11.9	23.2		9.8	16.4	
1st/03	14.3			12.6		
2nd/03	23.1			10.4		

Note: Slight changes from previous reports may occur due to data updating

Parole: Recidivism is defined as the total percentage of a release cohort that was convicted of any felony at any time within the specified number of months following release from prison.

A release cohort is defined as comprising all individuals who were released to parole or PPS during a six month period. It excludes those released from prison following a revocation from parole/PPS. Inmates initially released on temporary or transitional leave are also included as of their parole or PPS date

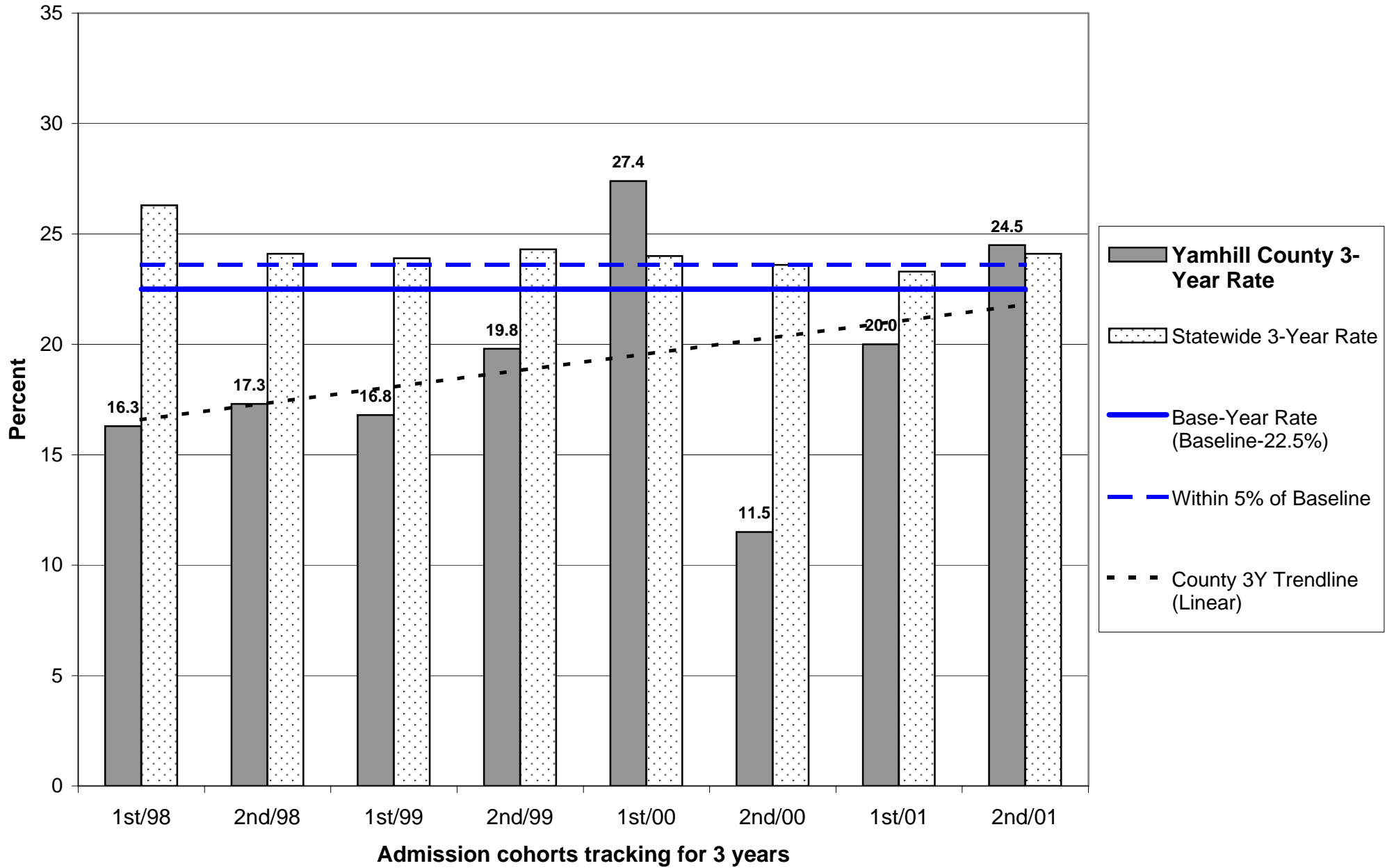
A county's release cohorts are defined as offenders under the county's supervision at the end of the specified number of months following release from incarceration, plus offenders who committed new felonies within that period.

Probation: Recidivism is defined as the total percentage of an admission cohort that was convicted of any felony at any time within the specified number of months after beginning probation

An admission cohort is defined as comprising all individuals who were sentenced for the first time to felony probation during the same six month period. Some offenders have been sentenced to probation more than once. Each new probation admission is considered a separate case

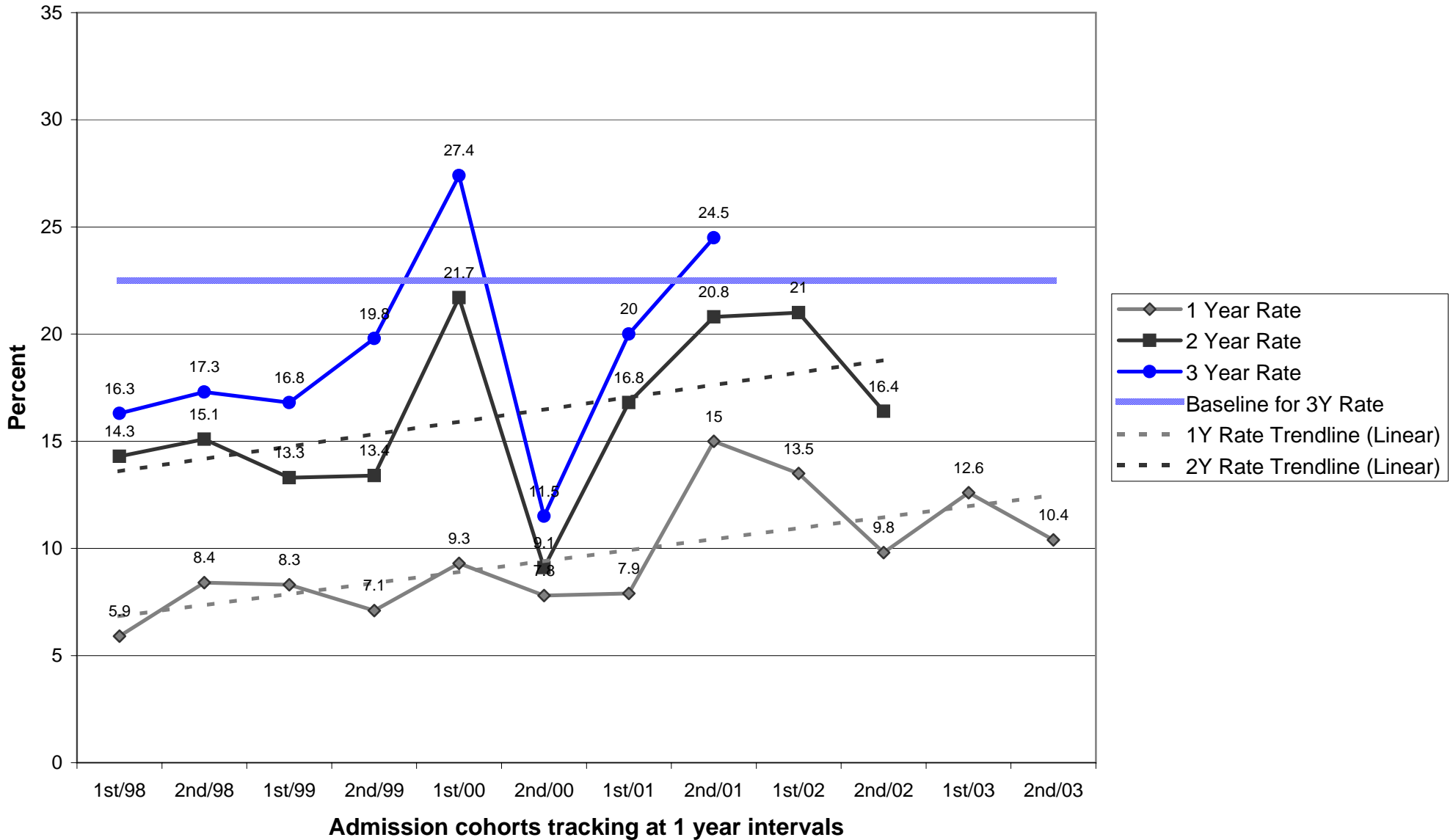
A county's admission cohorts are defined as offenders under the county's supervision at the end of the specified number of months following admission to probation, plus offenders who committed new felonies within that period.

## Probation Recidivism Rates - 2nd Half 2004

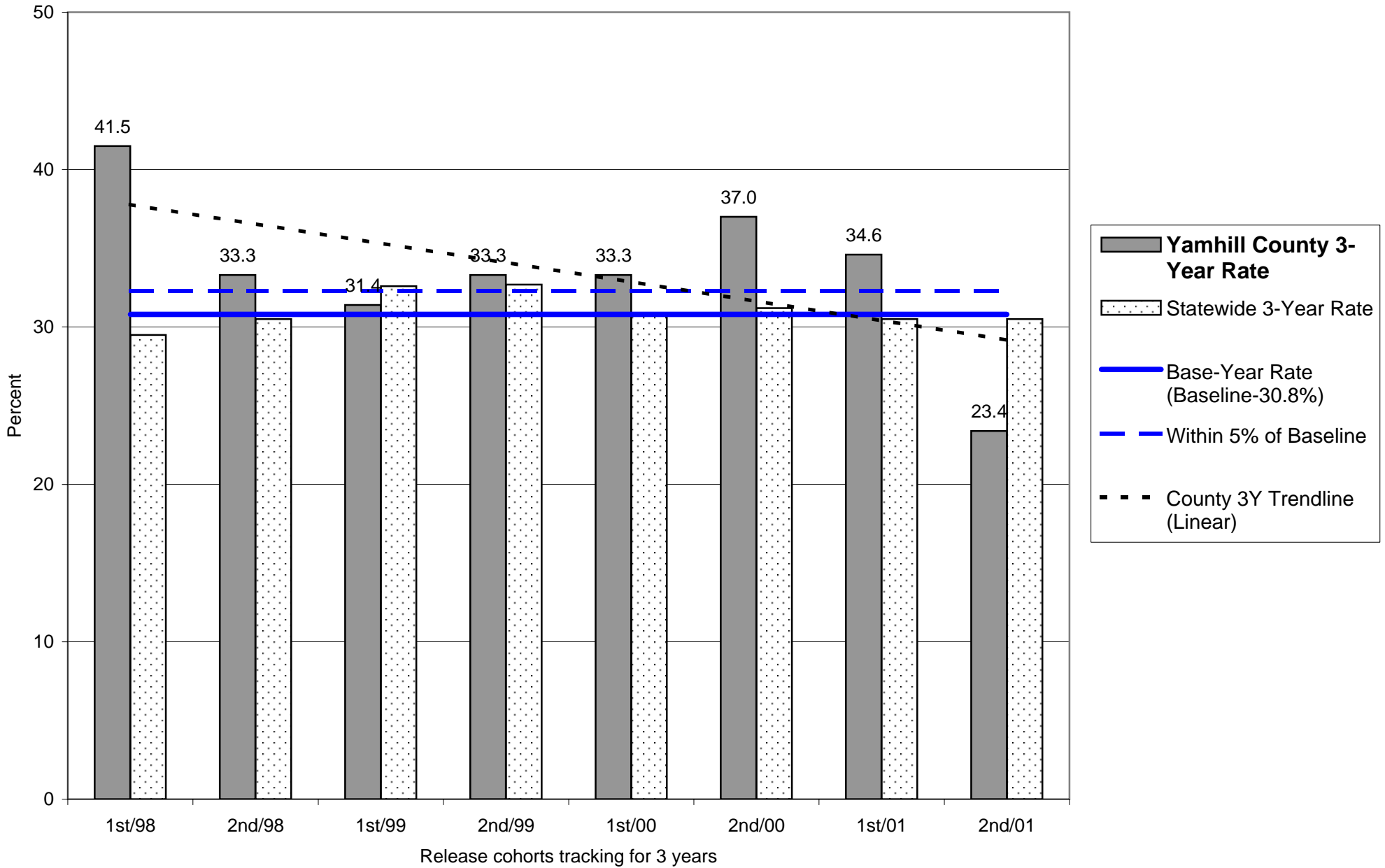


# Probation Recidivism Rates - 2nd Half 2004

## Yamhill County

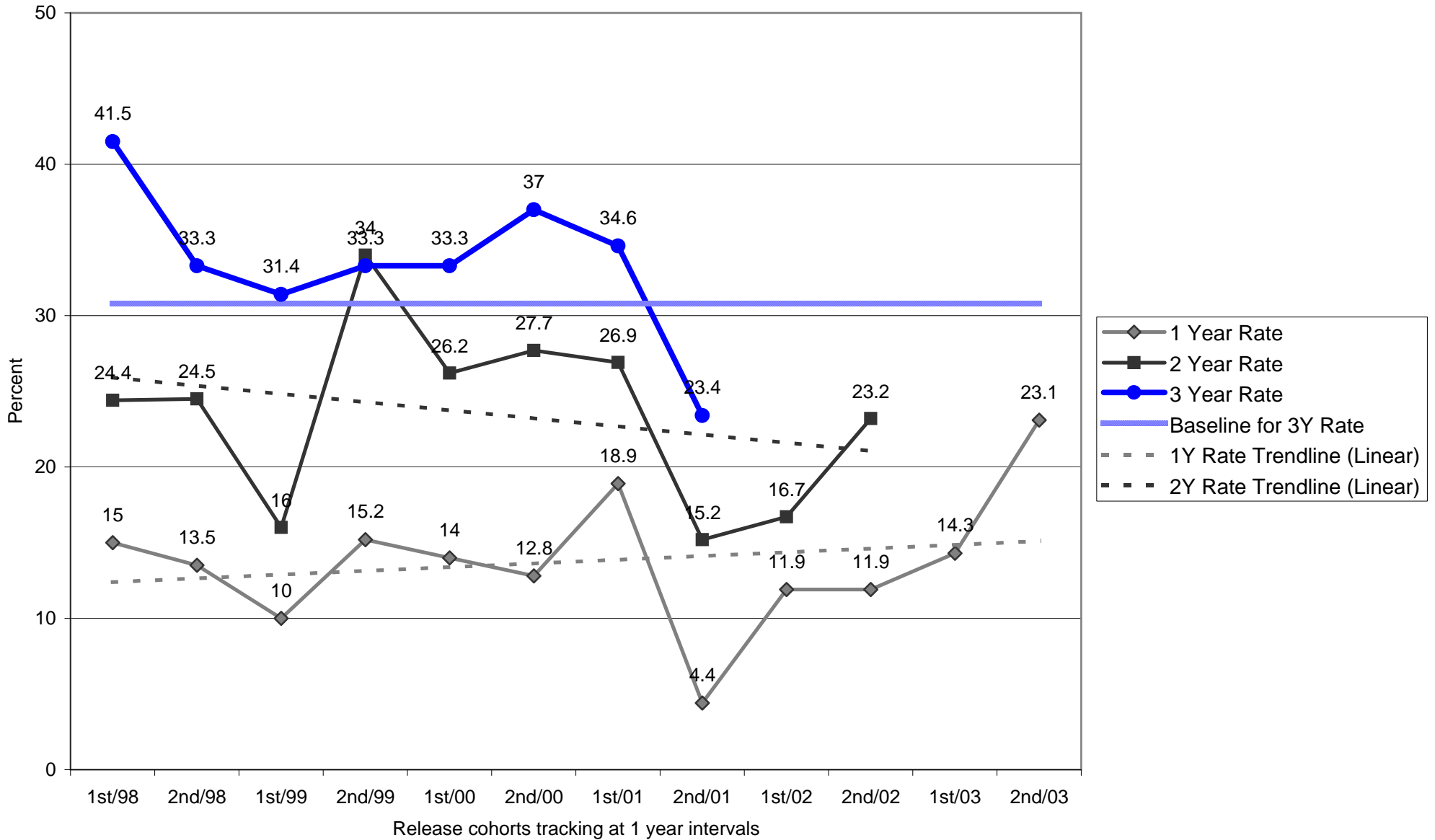


## Parole/Post-Prison Supervision Recidivism Rates - 2nd Half 2004



# Parole/Post-Prison Supervision Recidivism Rates - 2nd Half 2004

## Yamhill County



**DEPARTMENT OF CORRECTIONS**  
**Offender Status Change Report - July through December 2004**  
**Probation - All Initial Risk Scores**

County	Positive	Negative			Pct. Positive	Neutral		Moved to Outcount	Total
		Inmate	Local Control	Discharge		Closed	Parole		
BAKER	14	1	3	0	77.8	0	1	8	27
BENTON	39	7	19	1	59.1	10	0	10	85
CLACKAMAS	131	16	61	5	61.5	7	0	84	299
CLATSOP	36	4	24	0	56.3	2	0	10	76
COLUMBIA	30	11	30	1	41.7	9	1	29	110
COOS	69	4	18	1	75.0	10	0	24	125
CROOK	13	2	13	0	46.4	0	0	11	39
CURRY	36	1	4	1	85.7	3	0	19	63
DESCHUTES	110	23	68	0	54.7	6	1	54	262
DOUGLAS	92	10	38	0	65.7	6	1	17	164
GILLIAM/SHERMAN/WHEELER	10	1	5	0	62.5	0	0	4	20
GRANT	11	0	0	0	100.0	0	0	0	11
HARNEY	9	0	2	1	75.0	0	0	7	18
HOOD RIVER	23	4	1	4	71.9	1	0	18	47
JACKSON	193	26	45	1	72.8	42	1	114	421
JEFFERSON	21	4	21	1	44.7	2	0	18	66
JOSEPHINE	102	12	21	3	73.9	5	0	40	180
KLAMATH/LAKE	92	19	21	0	69.7	7	2	85	226
LANE	348	40	133	6	66.0	10	4	89	624
LINCOLN	44	5	23	0	61.1	1	1	20	94
LINN	80	12	44	1	58.4	5	1	57	199
MALHEUR	31	4	18	0	58.5	4	0	41	98
MARION	193	89	117	3	48.0	8	0	73	480
MULTNOMAH	613	78	247	19	64.1	69	3	381	1,391
Multnomah African American Project	0	0	0	0	0.0	0	0	0	
Multnomah Central Office	30	11	29	4	40.5	5	0	25	100
Multnomah Centralized Intake	9	12	26	0	19.1	3	0	96	146
Multnomah Clean Court	58	3	56	0	49.6	2	0	30	149
Multnomah DUII Unit	0	1	1	1	0.0	0	0	1	3
Multnomah Domestic Violence Unit	5	3	8	2	27.8	0	0	14	30
Multnomah East Office	34	9	22	0	52.3	6	0	17	88
Multnomah Family Services Unit	11	2	8	0	52.4	2	0	7	30
Multnomah Gang Unit	0	0	0	0	0.0	1	0	0	1
Multnomah Gresham Office	90	7	31	2	69.2	5	3	36	172
Multnomah Mental Health	0	0	0	0	0.0	0	0	0	
Multnomah North Office	33	13	33	0	41.8	22	0	33	134
Multnomah Reduced Supervision Team	321	13	18	8	89.2	22	0	94	468
Multnomah Sex Offenders	0	0	0	0	0.0	0	0	0	
Multnomah Southeast	0	0	0	0	0.0	0	0	0	
Multnomah West Office	22	4	15	2	51.2	1	0	28	70
POLK	36	4	23	1	56.3	5	1	27	96
TILLAMOOK	11	3	19	0	33.3	1	0	6	40
UMATILLA/MORROW	2	1	6	0	22.2	0	0	4	13
UNION/WALLOWA	27	4	8	1	67.5	1	0	12	52
UMATILLA	93	14	28	0	68.9	7	0	85	227
WASCO	21	3	17	2	48.8	0	0	12	53
WASHINGTON	223	31	148	27	52.0	19	3	190	614
YAMHILL	73	10	39	5	57.5	2	0	31	155
UNASSIGNED	0	0	3	0	0.0	0	0	0	3
<b>TOTAL</b>	<b>2,826</b>	<b>443</b>	<b>1,267</b>	<b>84</b>	<b>61.2</b>	<b>242</b>	<b>20</b>	<b>1,580</b>	<b>6,378</b>

*Note: Total excludes discharge negative closures. Column totals will not equal the sum of the rows due to sub-categories of Multnomah Data.  
Source Data: DOC Research and Evaluation Unit, 05/04/2005*



**DEPARTMENT OF CORRECTIONS**  
**Offender Status Change Report - July through December 2004**  
**Probation - High Initial Risk Score**

County	Positive	Negative			Pct. Positive	Neutral		Moved to Outcount	Total
		Inmate	Local Control	Discharge		Closed	Parole		
BAKER	0	0	1	0	0.0	0	0	0	1
BENTON	1	0	2	0	33.3	1	0	1	5
CLACKAMAS	4	1	1	0	66.7	0	0	5	11
CLATSOP	1	1	0	0	50.0	0	0	0	2
COLUMBIA	1	0	1	0	50.0	2	0	4	8
COOS	1	0	1	1	33.3	0	0	1	3
CROOK	0	0	0	0	0.0	0	0	1	1
CURRY	1	0	0	0	100.0	0	0	2	3
DESCHUTES	1	4	5	0	10.0	0	0	4	14
DOUGLAS	1	1	3	0	20.0	0	0	4	9
GRANT	0	0	0	0	0.0	0	0	0	
HARNEY	0	0	0	0	0.0	0	0	0	
HOOD RIVER	0	0	0	0	0.0	0	0	0	
JACKSON	9	0	8	0	52.9	2	0	6	25
JEFFERSON	0	0	2	0	0.0	0	0	0	2
JOSEPHINE	2	0	2	0	50.0	0	0	1	5
KLAMATH/LAKE	1	1	1	0	33.3	0	0	4	7
LANE	6	2	1	1	60.0	1	0	7	17
LINCOLN	1	0	1	0	50.0	0	0	1	3
LINN	0	1	4	0	0.0	0	1	4	10
MALHEUR	1	0	1	0	50.0	0	0	0	2
MARION	3	5	3	0	27.3	0	0	0	11
MULTNOMAH	17	9	32	1	28.8	1	0	36	95
Multnomah African American Project	0	0	0	0	0.0	0	0	0	
Multnomah Central Office	0	4	3	0	0.0	0	0	3	10
Multnomah Centralized Intake	0	2	6	0	0.0	0	0	13	21
Multnomah Clean Court	6	0	9	0	40.0	0	0	4	19
Multnomah DUII Unit	0	0	0	0	0.0	0	0	0	
Multnomah Domestic Violence Unit	1	0	0	0	100.0	0	0	1	2
Multnomah East Office	1	0	1	0	50.0	0	0	1	3
Multnomah Family Services Unit	0	1	0	0	0.0	0	0	0	1
Multnomah Gang Unit	0	0	0	0	0.0	0	0	0	
Multnomah Gresham Office	4	1	3	0	50.0	0	0	1	9
Multnomah Mental Health	0	0	0	0	0.0	0	0	0	
Multnomah North Office	2	1	3	0	33.3	0	0	9	15
Multnomah Reduced Supervision Team	3	0	0	0	100.0	1	0	0	4
Multnomah Sex Offenders	0	0	0	0	0.0	0	0	0	
Multnomah West Office	0	0	7	1	0.0	0	0	4	11
POLK	1	0	1	0	50.0	0	0	1	3
TILLAMOOK	0	0	0	0	0.0	0	0	0	
UMATILLA/MORROW	0	0	0	0	0.0	0	0	0	
UNION/WALLOWA	1	0	1	0	50.0	0	0	2	4
UMATILLA	1	1	3	0	20.0	0	0	4	9
WASCO	1	0	0	0	100.0	0	0	1	2
WASHINGTON	3	3	10	0	18.8	0	0	8	24
YAMHILL	1	1	3	0	20.0	0	0	2	7
<b>TOTAL</b>	<b>59</b>	<b>30</b>	<b>87</b>	<b>3</b>	<b>33.0</b>	<b>7</b>	<b>1</b>	<b>99</b>	<b>283</b>

*Note: Total excludes discharge negative closures. Column totals will not equal the sum of the rows due to sub-categories of Multnomah Data.  
Source Data: DOC Research and Evaluation Unit, 05/04/2005*

**DEPARTMENT OF CORRECTIONS**  
**Offender Status Change Report - July through December 2004**  
**Probation - Medium Initial Risk Score**

County	Positive	Negative			Pct. Positive	Neutral		Moved to Outcount	Total
		Inmate	Local Control	Discharge		Closed	Parole		
BAKER	2	0	0	0	100.0	0	0	2	4
BENTON	2	1	2	0	40.0	0	0	1	6
CLACKAMAS	10	2	17	0	34.5	1	0	15	45
CLATSOP	2	2	2	0	33.3	1	0	1	8
COLUMBIA	4	0	6	0	40.0	2	0	2	14
COOS	4	0	1	0	80.0	1	0	3	9
CROOK	1	1	2	0	25.0	0	0	0	4
CURRY	3	0	0	0	100.0	1	0	4	8
DESCHUTES	10	6	13	0	34.5	1	0	3	33
DOUGLAS	10	3	9	0	45.5	1	0	5	28
GILLIAM/SHERMAN/WHEELER	1	0	2	0	33.3	0	0	1	4
GRANT	2	0	0	0	100.0	0	0	0	2
HARNEY	1	0	0	0	100.0	0	0	2	3
HOOD RIVER	2	1	0	0	66.7	1	0	4	8
JACKSON	20	6	16	0	47.6	3	0	11	56
JEFFERSON	0	0	0	0	0.0	0	0	2	2
JOSEPHINE	5	2	4	0	45.5	2	0	7	20
KLAMATH/LAKE	20	4	5	0	69.0	2	2	15	48
LANE	34	2	27	2	52.3	1	1	9	74
LINCOLN	5	0	4	0	55.6	1	0	2	12
LINN	6	4	10	0	30.0	2	0	11	33
MALHEUR	3	1	2	0	50.0	1	0	4	11
MARION	22	14	13	0	44.9	1	0	8	58
MULTNOMAH	62	18	71	1	40.8	11	0	86	248
Multnomah African American Project	0	0	0	0	0.0	0	0	0	
Multnomah Central Office	10	2	9	1	45.5	3	0	10	34
Multnomah Centralized Intake	0	5	6	0	0.0	3	0	26	40
Multnomah Clean Court	9	0	16	0	36.0	0	0	6	31
Multnomah DUII Unit	0	0	0	0	0.0	0	0	1	1
Multnomah Domestic Violence Unit	0	1	2	0	0.0	0	0	1	4
Multnomah East Office	11	1	6	0	61.1	3	0	7	28
Multnomah Family Services Unit	1	1	4	0	16.7	1	0	2	9
Multnomah Gang Unit	0	0	0	0	0.0	0	0	0	
Multnomah Gresham Office	8	2	9	0	42.1	0	0	11	30
Multnomah Mental Health	0	0	0	0	0.0	0	0	0	
Multnomah North Office	4	4	15	0	17.4	1	0	8	32
Multnomah Reduced Supervision Team	15	0	0	0	100.0	0	0	3	18
Multnomah Sex Offenders	0	0	0	0	0.0	0	0	0	
Multnomah West Office	4	2	4	0	40.0	0	0	11	21
POLK	3	2	2	0	42.9	0	0	1	8
TILLAMOOK	2	0	3	0	40.0	0	0	0	5
UMATILLA/MORROW	0	1	0	0	0.0	0	0	0	1
UNION/WALLOWA	1	0	0	0	100.0	0	0	3	4
UMATILLA	6	0	2	0	75.0	0	0	5	13
WASCO	2	1	5	0	25.0	0	0	2	10
WASHINGTON	11	2	19	4	30.6	5	0	12	49
YAMHILL	6	1	9	2	33.3	0	0	3	19
<b>TOTAL</b>	<b>262</b>	<b>74</b>	<b>246</b>	<b>9</b>	<b>44.3</b>	<b>38</b>	<b>3</b>	<b>224</b>	<b>847</b>

*Note: Total excludes discharge negative closures. Column totals will not equal the sum of the rows due to sub-categories of Multnomah Data.  
Source Data: DOC Research and Evaluation Unit, 05/04/2005*

**DEPARTMENT OF CORRECTIONS**  
**Offender Status Change Report - July through December 2004**  
**Probation - All Initial Risk Scores**

County	Positive	Negative			Pct. Positive	Neutral		Moved to Outcount	Total
		Inmate	Local Control	Discharge		Closed	Parole		
BAKER	10	1	2	0	76.9	0	1	6	20
BENTON	35	5	14	1	63.6	9	0	7	70
CLACKAMAS	109	5	34	3	72.2	5	0	45	198
CLATSOP	32	1	22	0	58.2	1	0	8	64
COLUMBIA	24	10	15	1	48.0	2	1	18	70
COOS	54	1	13	0	79.4	7	0	14	89
CROOK	12	0	11	0	52.2	0	0	9	32
CURRY	26	0	4	1	83.9	1	0	12	43
DESCHUTES	87	11	38	0	64.0	4	1	35	176
DOUGLAS	76	5	18	0	76.8	4	0	7	110
GILLIAM/SHERMAN/WHEELER	9	1	3	0	69.2	0	0	3	16
GRANT	7	0	0	0	100.0	0	0	0	7
HARNEY	6	0	2	0	75.0	0	0	2	10
HOOD RIVER	19	2	1	4	73.1	0	0	11	33
JACKSON	132	14	17	0	81.0	29	0	69	261
JEFFERSON	20	4	18	1	46.5	2	0	13	57
JOSEPHINE	92	9	15	2	78.0	3	0	27	146
KLAMATH/LAKE	58	9	9	0	76.3	4	0	46	126
LANE	262	28	85	3	69.3	6	2	61	444
LINCOLN	33	4	13	0	66.0	0	1	14	65
LINN	72	7	30	1	65.5	3	0	37	149
MALHEUR	24	3	14	0	58.5	2	0	28	71
MARION	145	59	90	3	48.8	6	0	53	353
MULTNOMAH	486	39	115	15	74.2	37	3	236	916
Multnomah African American Project	0	0	0	0	0.0	0	0	0	
Multnomah Central Office	15	4	14	3	41.7	1	0	12	46
Multnomah Centralized Intake	9	4	11	0	37.5	0	0	50	74
Multnomah Clean Court	41	1	23	0	63.1	1	0	16	82
Multnomah DUII Unit	0	0	1	0	0.0	0	0	0	1
Multnomah Domestic Violence Unit	4	1	6	2	30.8	0	0	12	23
Multnomah East Office	20	8	11	0	51.3	1	0	7	47
Multnomah Family Services Unit	10	0	3	0	76.9	1	0	5	19
Multnomah Gang Unit	0	0	0	0	0.0	0	0	0	
Multnomah Gresham Office	74	4	18	1	76.3	5	3	22	126
Multnomah Mental Health	0	0	0	0	0.0	0	0	0	
Multnomah North Office	16	7	9	0	50.0	7	0	12	51
Multnomah Reduced Supervision Team	283	9	17	8	89.3	20	0	90	419
Multnomah Sex Offenders	0	0	0	0	0.0	0	0	0	
Multnomah West Office	14	1	2	1	77.8	1	0	10	28
POLK	32	2	19	1	59.3	4	1	22	80
TILLAMOOK	9	1	11	0	42.9	1	0	3	25
UMATILLA/MORROW	2	0	4	0	33.3	0	0	4	10
UNION/WALLOWA	23	3	6	1	69.7	1	0	7	40
UMATILLA	85	10	22	0	72.6	7	0	71	195
WASCO	17	2	12	2	51.5	0	0	9	40
WASHINGTON	178	16	78	11	62.9	10	2	97	381
YAMHILL	62	5	18	2	71.3	2	0	23	110
UNASSIGNED	0	0	3	0	0.0	0	0	0	3
<b>TOTAL</b>	<b>2,238</b>	<b>257</b>	<b>756</b>	<b>52</b>	<b>67.8</b>	<b>150</b>	<b>12</b>	<b>997</b>	<b>4,410</b>

*Note: Total excludes discharge negative closures. Column totals will not equal the sum of the rows due to sub-categories of Multnomah Data.  
Source Data: DOC Research and Evaluation Unit, 05/04/2005*

**DEPARTMENT OF CORRECTIONS**  
**Offender Status Change Report - July through December 2004**  
**Probation - No Initial Risk Score**

County	Positive	Negative			Pct. Positive	Neutral		Moved to Outcount	Total
		Inmate	Local Control	Discharge		Closed	Parole		
BAKER	2	0	0	0	100.0	0	0	0	2
BENTON	1	1	1	0	33.3	0	0	1	4
CLACKAMAS	8	8	9	2	29.6	1	0	19	45
CLATSOP	1	0	0	0	100.0	0	0	1	2
COLUMBIA	1	1	8	0	10.0	3	0	5	18
COOS	10	3	3	0	62.5	2	0	6	24
CROOK	0	1	0	0	0.0	0	0	1	2
CURRY	6	1	0	0	85.7	1	0	1	9
DESCHUTES	12	2	12	0	46.2	1	0	12	39
DOUGLAS	5	1	8	0	35.7	1	1	1	17
GILLIAM/SHERMAN/WHEELER	0	0	0	0	0.0	0	0	0	0
GRANT	2	0	0	0	100.0	0	0	0	2
HARNEY	2	0	0	1	66.7	0	0	3	5
HOOD RIVER	2	1	0	0	66.7	0	0	3	6
JACKSON	32	6	4	1	74.4	8	1	28	79
JEFFERSON	1	0	1	0	50.0	0	0	3	5
JOSEPHINE	3	1	0	1	60.0	0	0	5	9
KLAMATH/LAKE	13	5	6	0	54.2	1	0	20	45
LANE	46	8	20	0	62.2	2	1	12	89
LINCOLN	5	1	5	0	45.5	0	0	3	14
LINN	2	0	0	0	100.0	0	0	5	7
MALHEUR	3	0	1	0	75.0	1	0	9	14
MARION	23	11	11	0	51.1	1	0	12	58
MULTNOMAH	48	12	29	2	52.7	20	0	23	132
Multnomah African American Project	0	0	0	0	0.0	0	0	0	0
Multnomah Central Office	5	1	3	0	55.6	1	0	0	10
Multnomah Centralized Intake	0	1	3	0	0.0	0	0	7	11
Multnomah Clean Court	2	2	8	0	16.7	1	0	4	17
Multnomah DUII Unit	0	1	0	1	0.0	0	0	0	1
Multnomah Domestic Violence Unit	0	1	0	0	0.0	0	0	0	1
Multnomah East Office	2	0	4	0	33.3	2	0	2	10
Multnomah Family Services Unit	0	0	1	0	0.0	0	0	0	1
Multnomah Gang Unit	0	0	0	0	0.0	1	0	0	1
Multnomah Gresham Office	4	0	1	1	66.7	0	0	2	7
Multnomah Mental Health	0	0	0	0	0.0	0	0	0	0
Multnomah North Office	11	1	6	0	61.1	14	0	4	36
Multnomah Reduced Supervision Team	20	4	1	0	80.0	1	0	1	27
Multnomah Sex Offenders	0	0	0	0	0.0	0	0	0	0
Multnomah Southeast	0	0	0	0	0.0	0	0	0	0
Multnomah West Office	4	1	2	0	57.1	0	0	3	10
POLK	0	0	1	0	0.0	1	0	3	5
TILLAMOOK	0	2	5	0	0.0	0	0	3	10
UMATILLA/MORROW	0	0	2	0	0.0	0	0	0	2
UNION/WALLOWA	2	1	1	0	50.0	0	0	0	4
UMATILLA	1	3	1	0	20.0	0	0	5	10
WASCO	1	0	0	0	100.0	0	0	0	1
WASHINGTON	31	10	41	12	33.0	4	1	73	160
YAMHILL	4	3	9	1	23.5	0	0	3	19
UNASSIGNED	0	0	0	0	0.0	0	0	0	0
<b>TOTAL</b>	<b>267</b>	<b>82</b>	<b>178</b>	<b>20</b>	<b>48.8</b>	<b>47</b>	<b>4</b>	<b>260</b>	<b>838</b>

*Note: Total excludes discharge negative closures. Column totals will not equal the sum of the rows due to sub-categories of Multnomah Data.  
Source Data: DOC Research and Evaluation Unit, 05/04/2005*

**DEPARTMENT OF CORRECTIONS**  
**Offender Status Change Report - July through December 2004**  
**Parole and Post Prison Supervision - All Initial Risk Scores**

County	Positive	Negative			Pct. Positive	Neutral		Moved to Outcount	Total
		Inmate	Local Control	Discharge		Closed	Parole		
BAKER	8	3	0	0	72.7	0	62	5	78
BENTON	13	7	7	0	48.1	2	107	17	153
CLACKAMAS	86	22	23	0	65.6	4	551	109	795
CLATSOP	33	2	5	1	80.5	1	150	29	220
COLUMBIA	19	7	20	0	41.3	1	134	36	217
COOS	38	4	4	0	82.6	5	151	27	229
CROOK	16	1	3	0	80.0	3	57	16	96
CURRY	10	1	1	0	83.3	1	64	4	81
DESCHUTES	72	21	43	0	52.9	8	350	77	571
DOUGLAS	79	11	19	0	72.5	2	317	65	493
GILLIAM/SHERMAN/WHEELER	5	0	0	0	100.0	0	12	4	21
GRANT	3	0	3	0	50.0	0	11	2	19
HARNEY	5	3	0	0	62.5	0	38	4	50
HOOD RIVER	4	1	1	0	66.7	0	26	6	38
JACKSON	73	23	32	2	56.2	12	444	87	671
JEFFERSON	6	1	4	1	50.0	0	77	26	114
JOSEPHINE	50	13	12	0	66.7	1	349	39	464
KLAMATH/LAKE	29	15	4	0	60.4	3	224	50	325
LANE	237	56	84	1	62.7	12	1,114	143	1,646
LINCOLN	19	10	6	0	54.3	1	168	17	221
LINN	84	36	29	0	56.4	7	453	85	694
MALHEUR	18	12	20	2	34.6	7	126	43	226
MARION	211	96	50	3	58.6	14	1,321	232	1,924
MULTNOMAH	568	157	246	2	58.4	43	2,548	581	4,143
Multnomah African American Project	0	0	0	0	0.0	0	3	0	3
Multnomah CCC Parole Transition Project	0	0	0	0	0.0	0	0	0	
Multnomah Central Office	78	22	35	0	57.8	7	256	77	475
Multnomah Centralized Intake	16	17	14	0	34.0	3	582	70	702
Multnomah Clean Court	2	3	4	0	22.2	0	52	18	79
Multnomah DUII Unit	13	1	4	0	72.2	1	26	1	46
Multnomah Domestic Violence Unit	16	7	11	0	47.1	1	95	12	142
Multnomah East Office	49	24	36	0	45.0	5	259	72	445
Multnomah Family Services Unit	3	2	6	0	27.3	0	41	4	56
Multnomah Gang Unit	1	0	0	0	100.0	0	21	1	23
Multnomah Gresham Office	124	24	32	1	68.5	4	257	72	513
Multnomah Mental Health	0	0	0	0	0.0	0	13	0	13
Multnomah North Office	131	34	72	1	55.0	9	436	135	817
Multnomah Reduced Supervision Team	80	3	2	0	94.1	5	175	10	275
Multnomah Sex Offenders	0	0	0	0	0.0	0	21	0	21
Multnomah Southeast	0	0	0	0	0.0	0	0	0	
Multnomah Special Supervision Team	0	0	0	0	0.0	0	0	0	
Multnomah West Office	55	20	30	0	52.4	8	311	109	533
POLK	25	10	5	0	62.5	1	112	41	194
TILLAMOOK	19	3	4	0	73.1	2	83	17	128
UMATILLA/MORROW	2	0	1	0	66.7	0	25	6	34
UNION/WALLOWA	9	2	3	0	64.3	0	84	13	111
UMATILLA	35	10	12	0	61.4	4	202	69	332
WASCO	21	1	4	0	80.8	1	81	13	121
WASHINGTON	191	47	57	1	64.5	5	900	219	1,419
YAMHILL	25	13	7	0	55.6	1	216	48	310
UNASSIGNED	0	4	1	0	0.0	0	5	0	10
<b>TOTAL</b>	<b>2,013</b>	<b>592</b>	<b>710</b>	<b>13</b>	<b>60.5</b>	<b>141</b>	<b>10,562</b>	<b>2,130</b>	<b>16,148</b>

*Note: Total excludes discharge negative closures. Column totals will not equal the sum of the rows due to sub-categories of Multnomah Data.  
Source Data: DOC Research and Evaluation Unit, 05/04/2005*

**DEPARTMENT OF CORRECTIONS**  
**Offender Status Change Report - July through December 2004**  
**Parole and Post Prison Supervision - High Initial Risk Score**

County	Positive	Negative			Pct. Positive	Neutral		Moved to Outcount	Total
		Inmate	Local Control	Discharge		Closed	Parole		
BAKER	0	1	0	0	0.0	0	9	0	10
BENTON	0	2	2	0	0.0	0	19	3	26
CLACKAMAS	10	6	4	0	50.0	1	71	21	113
CLATSOP	1	0	1	0	50.0	0	11	4	17
COLUMBIA	2	1	4	0	28.6	0	12	5	24
COOS	3	0	1	0	75.0	0	15	6	25
CROOK	0	1	0	0	0.0	0	4	5	10
CURRY	0	1	0	0	0.0	1	7	1	10
DESCHUTES	12	3	8	0	52.2	1	55	12	91
DOUGLAS	7	1	5	0	53.8	0	48	12	73
GILLIAM/SHERMAN/WHEELER	2	0	0	0	100.0	0	2	1	5
GRANT	0	0	1	0	0.0	0	0	0	1
HARNEY	0	0	0	0	0.0	0	2	2	4
HOOD RIVER	1	1	0	0	50.0	0	1	1	4
JACKSON	10	4	8	0	45.5	4	69	13	108
JEFFERSON	0	0	0	0	0.0	0	2	1	3
JOSEPHINE	13	1	1	0	86.7	0	42	6	63
KLAMATH/LAKE	5	4	1	0	50.0	1	35	6	52
LANE	29	8	16	0	54.7	0	135	18	206
LINCOLN	3	1	2	0	50.0	0	23	1	30
LINN	15	14	9	0	39.5	2	79	20	139
MALHEUR	0	1	1	0	0.0	0	7	4	13
MARION	37	22	7	1	55.2	3	212	31	312
MULTNOMAH	104	37	58	0	52.3	8	446	138	791
Multnomah African American Project	0	0	0	0	0.0	0	0	0	
Multnomah Central Office	21	5	9	0	60.0	3	44	18	100
Multnomah Centralized Intake	1	4	7	0	8.3	2	145	26	185
Multnomah Clean Court	1	0	1	0	50.0	0	2	3	7
Multnomah DUII Unit	1	0	1	0	50.0	1	5	1	9
Multnomah Domestic Violence Unit	3	1	4	0	37.5	0	10	2	20
Multnomah East Office	14	6	4	0	58.3	0	42	15	81
Multnomah Family Services Unit	1	1	1	0	33.3	0	3	0	6
Multnomah Gang Unit	0	0	0	0	0.0	0	4	1	5
Multnomah Gresham Office	10	2	4	0	62.5	0	21	9	46
Multnomah Mental Health	0	0	0	0	0.0	0	0	0	
Multnomah North Office	27	10	17	0	50.0	0	92	34	180
Multnomah Reduced Supervision Team	9	1	0	0	90.0	1	22	0	33
Multnomah Sex Offenders	0	0	0	0	0.0	0	2	0	2
Multnomah Special Supervision Team	0	0	0	0	0.0	0	0	0	
Multnomah West Office	16	7	10	0	48.5	1	54	29	117
POLK	3	2	1	0	50.0	0	7	5	18
TILLAMOOK	0	1	0	0	0.0	0	2	1	4
UMATILLA/MORROW	0	0	0	0	0.0	0	2	1	3
UNION/WALLOWA	0	2	1	0	0.0	0	6	2	11
UMATILLA	3	1	1	0	60.0	1	23	7	36
WASCO	1	0	0	0	100.0	1	12	1	15
WASHINGTON	27	12	10	0	55.1	1	121	43	214
YAMHILL	5	5	2	0	41.7	0	26	10	48
<b>TOTAL</b>	<b>293</b>	<b>132</b>	<b>144</b>	<b>1</b>	<b>51.4</b>	<b>24</b>	<b>1,505</b>	<b>381</b>	<b>2,479</b>

*Note: Total excludes discharge negative closures. Column totals will not equal the sum of the rows due to sub-categories of Multnomah Data.  
Source Data: DOC Research and Evaluation Unit, 05/04/2005*

**DEPARTMENT OF CORRECTIONS**  
**Offender Status Change Report - July through December 2004**  
**Parole and Post Prison Supervision - Medium Initial Risk Score**

County	Positive	Negative			Pct. Positive	Neutral		Moved to Outcount	Total
		Inmate	Local Control	Discharge		Closed	Parole		
BAKER	3	0	0	0	100.0	0	11	3	17
BENTON	3	2	1	0	50.0	0	19	4	29
CLACKAMAS	26	5	8	0	66.7	0	119	26	184
CLATSOP	7	0	0	0	100.0	1	32	6	46
COLUMBIA	3	2	4	0	33.3	0	28	8	45
COOS	12	1	0	0	92.3	0	43	9	65
CROOK	2	0	0	0	100.0	1	16	4	23
CURRY	1	0	1	0	50.0	0	12	1	15
DESCHUTES	15	6	12	0	45.5	2	98	21	154
DOUGLAS	21	1	4	0	80.8	1	68	13	108
GILLIAM/SHERMAN/WHEELER	1	0	0	0	100.0	0	1	0	2
GRANT	0	0	0	0	0.0	0	0	0	0
HARNEY	2	1	0	0	66.7	0	9	0	12
HOOD RIVER	0	0	0	0	0.0	0	1	2	3
JACKSON	13	6	5	1	52.0	2	100	13	139
JEFFERSON	0	0	0	0	0.0	0	16	7	23
JOSEPHINE	13	3	6	0	59.1	0	100	10	132
KLAMATH/LAKE	8	5	1	0	57.1	1	56	14	85
LANE	46	15	22	1	54.8	3	261	41	388
LINCOLN	5	1	0	0	83.3	0	39	6	51
LINN	30	12	7	0	61.2	4	125	28	206
MALHEUR	5	4	5	1	33.3	0	18	5	37
MARION	45	31	18	1	47.4	1	338	51	484
MULTNOMAH	156	34	73	0	59.3	9	652	154	1,078
Multnomah African American Project	0	0	0	0	0.0	0	1	0	1
Multnomah Central Office	19	4	12	0	54.3	1	56	14	106
Multnomah Centralized Intake	4	3	1	0	50.0	1	180	17	206
Multnomah Clean Court	1	1	1	0	33.3	0	7	3	13
Multnomah DUII Unit	3	0	2	0	60.0	0	8	0	13
Multnomah Domestic Violence Unit	2	1	2	0	40.0	0	25	3	33
Multnomah East Office	13	4	11	0	46.4	1	80	19	128
Multnomah Family Services Unit	0	0	3	0	0.0	0	8	0	11
Multnomah Gang Unit	0	0	0	0	0.0	0	6	0	6
Multnomah Gresham Office	34	5	9	0	70.8	0	50	23	121
Multnomah Mental Health	0	0	0	0	0.0	0	7	0	7
Multnomah North Office	43	13	23	0	54.4	1	119	36	235
Multnomah Reduced Supervision Team	23	0	1	0	95.8	2	42	5	73
Multnomah Sex Offenders	0	0	0	0	0.0	0	2	0	2
Multnomah Southeast	0	0	0	0	0.0	0	0	0	0
Multnomah Special Supervision Team	0	0	0	0	0.0	0	0	0	0
Multnomah West Office	14	3	8	0	56.0	3	61	34	123
POLK	5	1	1	0	71.4	0	18	3	28
TILLAMOOK	4	0	0	0	100.0	0	20	3	27
UMATILLA/MORROW	0	0	0	0	0.0	0	4	2	6
UNION/WALLOWA	5	0	2	0	71.4	0	18	3	28
UMATILLA	11	4	3	0	61.1	2	44	11	75
WASCO	3	1	0	0	75.0	0	18	4	26
WASHINGTON	39	8	9	0	69.6	2	169	44	271
YAMHILL	2	3	0	0	40.0	0	47	5	57
UNASSIGNED	0	0	0	0	0.0	0	1	0	1
<b>TOTAL</b>	<b>486</b>	<b>146</b>	<b>182</b>	<b>4</b>	<b>59.4</b>	<b>29</b>	<b>2,501</b>	<b>501</b>	<b>3,845</b>

*Note: Total excludes discharge negative closures. Column totals will not equal the sum of the rows due to sub-categories of Multnomah Data.  
Source Data: DOC Research and Evaluation Unit, 05/04/2005*

**DEPARTMENT OF CORRECTIONS**  
**Offender Status Change Report - July through December 2004**  
**Parole and Post Prison Supervision - Low Initial Risk Score**

County	Positive	Negative			Pct. Positive	Neutral		Moved to Outcount	Total
		Inmate	Local Control	Discharge		Closed	Parole		
BAKER	2	1	0	0	66.7	0	26	1	30
BENTON	3	0	1	0	75.0	2	32	4	42
CLACKAMAS	26	4	3	0	78.8	2	167	23	225
CLATSOP	10	2	1	1	71.4	0	59	7	79
COLUMBIA	5	1	4	0	50.0	0	37	2	49
COOS	8	1	3	0	66.7	4	46	3	65
CROOK	4	0	0	0	100.0	1	16	0	21
CURRY	7	0	0	0	100.0	0	19	0	26
DESCHUTES	19	2	5	0	73.1	1	97	16	140
DOUGLAS	9	2	2	0	69.2	1	94	10	118
GILLIAM/SHERMAN/WHEELER	0	0	0	0	0.0	0	5	0	5
GRANT	1	0	0	0	100.0	0	3	0	4
HARNEY	0	1	0	0	0.0	0	11	0	12
HOOD RIVER	2	0	0	0	100.0	0	12	2	16
JACKSON	11	0	2	1	78.6	5	143	16	177
JEFFERSON	4	0	1	0	80.0	0	36	3	44
JOSEPHINE	10	2	1	0	76.9	0	142	13	168
KLAMATH/LAKE	4	1	0	0	80.0	1	67	11	84
LANE	68	12	14	0	72.3	3	290	25	412
LINCOLN	4	3	0	0	57.1	0	52	4	63
LINN	20	5	4	0	69.0	1	154	14	198
MALHEUR	6	4	4	0	42.9	6	49	5	74
MARION	59	20	11	0	65.6	4	430	53	577
MULTNOMAH	152	28	23	0	74.9	11	774	95	1,083
Multnomah African American Project	0	0	0	0	0.0	0	0	0	
Multnomah Central Office	18	3	2	0	78.3	1	75	15	114
Multnomah Centralized Intake	1	4	0	0	20.0	0	152	13	170
Multnomah Clean Court	0	0	0	0	0.0	0	2	1	3
Multnomah DUII Unit	7	0	0	0	100.0	0	8	0	15
Multnomah Domestic Violence Unit	3	2	1	0	50.0	1	24	2	33
Multnomah East Office	9	3	3	0	60.0	3	69	5	92
Multnomah Family Services Unit	1	0	0	0	100.0	0	8	0	9
Multnomah Gang Unit	1	0	0	0	100.0	0	7	0	8
Multnomah Gresham Office	48	5	5	0	82.8	0	111	16	185
Multnomah Mental Health	0	0	0	0	0.0	0	4	0	4
Multnomah North Office	21	7	8	0	58.3	3	115	25	179
Multnomah Reduced Supervision Team	31	2	0	0	93.9	2	67	3	105
Multnomah Sex Offenders	0	0	0	0	0.0	0	15	0	15
Multnomah Special Supervision Team	0	0	0	0	0.0	0	0	0	
Multnomah West Office	12	2	4	0	66.7	1	117	15	151
POLK	6	1	1	0	75.0	0	56	6	70
TILLAMOOK	5	0	0	0	100.0	2	29	5	41
UMATILLA/MORROW	2	0	0	0	100.0	0	7	1	10
UNION/WALLOWA	0	0	0	0	0.0	0	40	1	41
UMATILLA	4	0	1	0	80.0	1	63	11	80
WASCO	7	0	2	0	77.8	0	20	4	33
WASHINGTON	38	5	8	0	74.5	1	297	30	379
YAMHILL	11	1	1	0	84.6	0	62	8	83
UNASSIGNED	0	2	0	0	0.0	0	3	0	5
<b>TOTAL</b>	<b>507</b>	<b>98</b>	<b>92</b>	<b>2</b>	<b>72.5</b>	<b>46</b>	<b>3,338</b>	<b>373</b>	<b>4,454</b>

*Note: Total excludes discharge negative closures. Column totals will not equal the sum of the rows due to sub-categories of Multnomah Data.  
Source Data: DOC Research and Evaluation Unit, 05/04/2005*

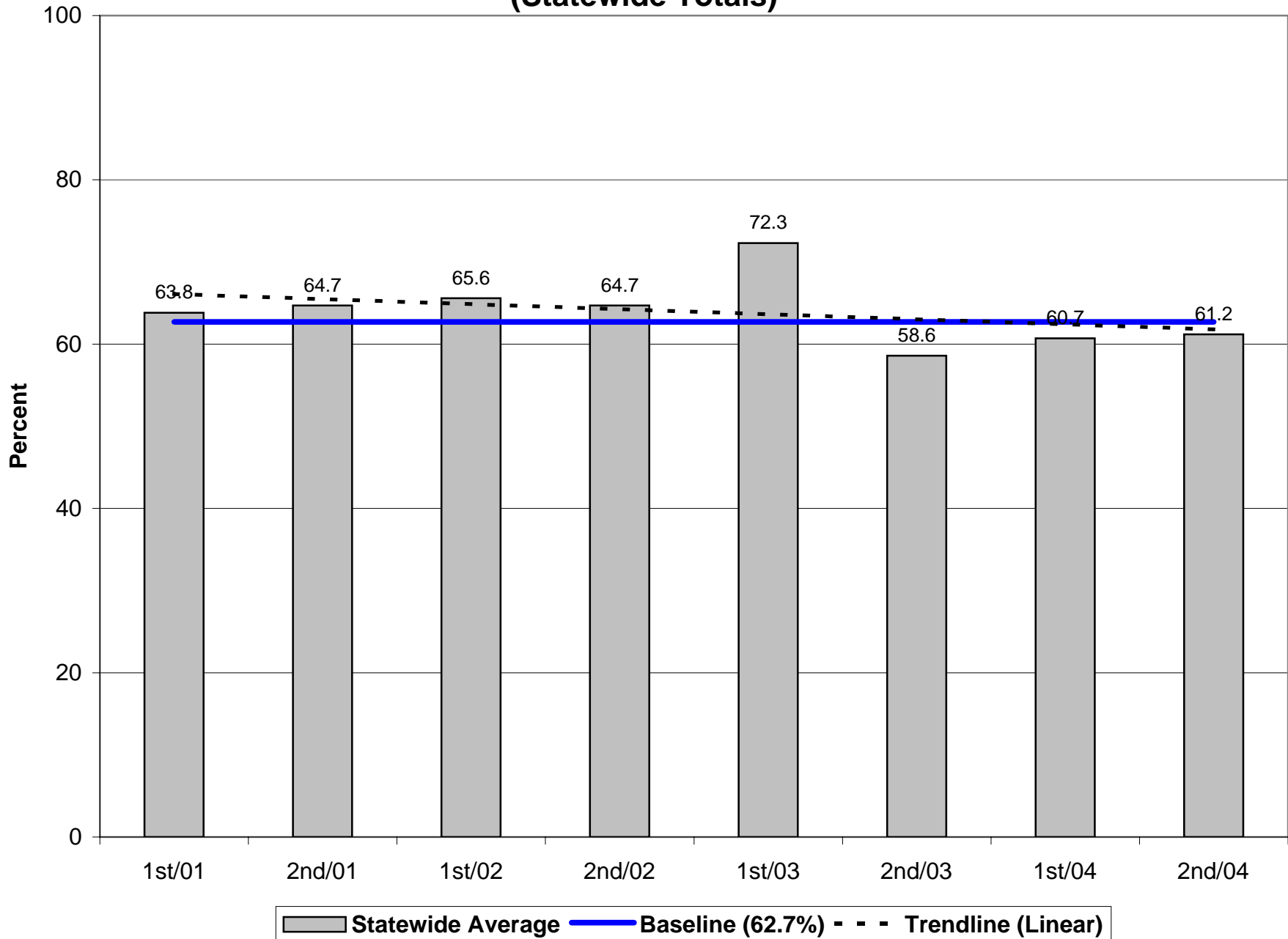


**DEPARTMENT OF CORRECTIONS**  
**Offender Status Change Report - July through December 2004**  
**Parole and Post Prison Supervision - No Initial Risk Score**

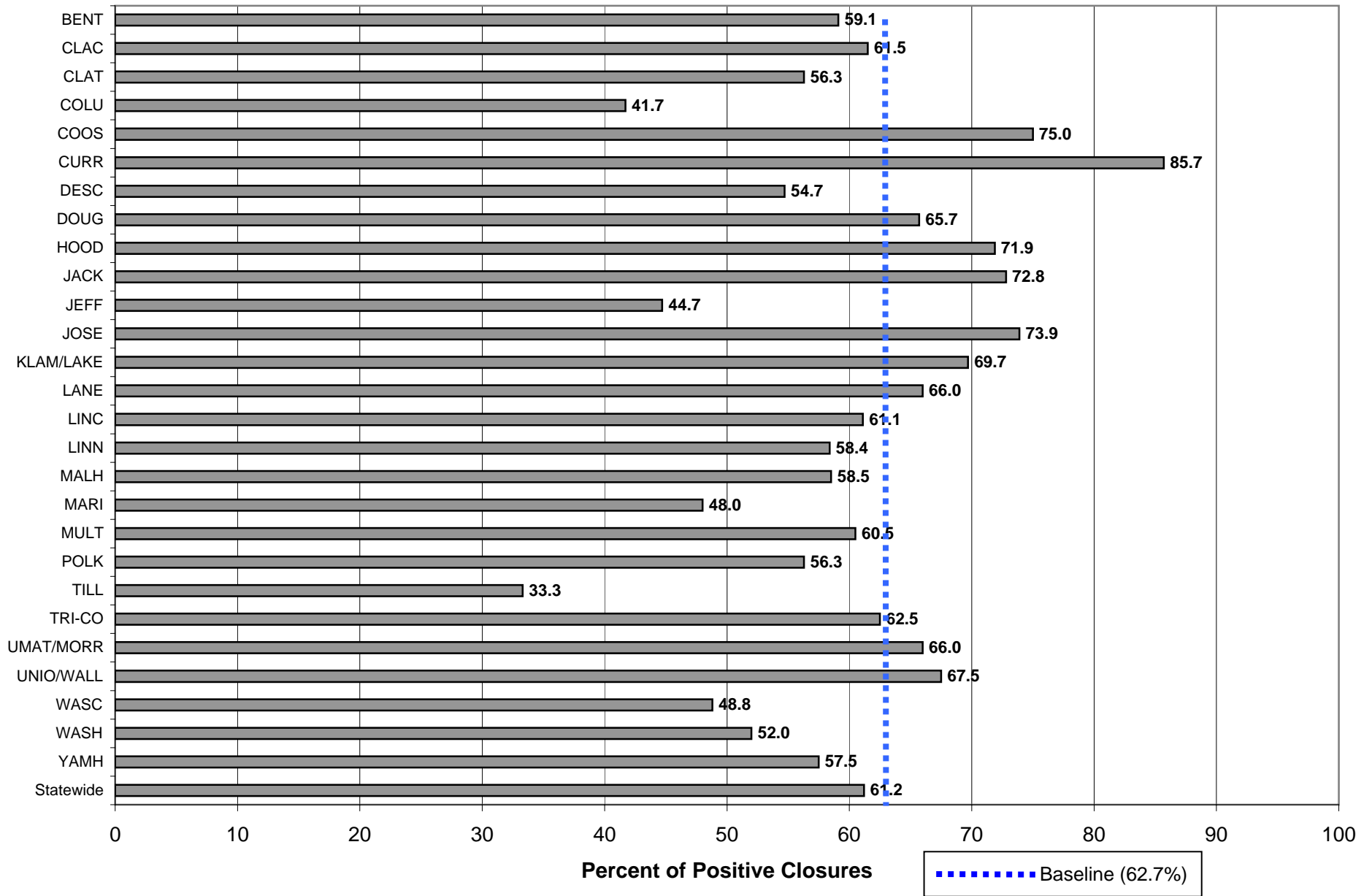
County	Positive	Negative			Pct. Positive	Neutral		Moved to Outcount	Total
		Inmate	Local Control	Discharge		Closed	Parole		
BAKER	3	1	0	0	75.0	0	16	1	21
BENTON	7	3	3	0	53.8	0	37	6	56
CLACKAMAS	24	7	8	0	61.5	1	194	39	273
CLATSOP	15	0	3	0	83.3	0	48	12	78
COLUMBIA	9	3	8	0	45.0	1	57	21	99
COOS	15	2	0	0	88.2	1	47	9	74
CROOK	10	0	3	0	76.9	1	21	7	42
CURRY	2	0	0	0	100.0	0	26	2	30
DESCHUTES	26	10	18	0	48.1	4	100	28	186
DOUGLAS	42	7	8	0	73.7	0	107	30	194
GILLIAM/SHERMAN/WHEELER	2	0	0	0	100.0	0	4	3	9
GRANT	2	0	2	0	50.0	0	8	2	14
HARNEY	3	1	0	0	75.0	0	16	2	22
HOOD RIVER	1	0	1	0	50.0	0	12	1	15
JACKSON	39	13	17	0	56.5	1	132	45	247
JEFFERSON	2	1	3	1	28.6	0	23	15	44
JOSEPHINE	14	7	4	0	56.0	1	65	10	101
KLAMATH/LAKE	12	5	2	0	63.2	0	66	19	104
LANE	94	21	32	0	63.9	6	428	59	640
LINCOLN	7	5	4	0	43.8	1	54	6	77
LINN	19	5	9	0	57.6	0	95	23	151
MALHEUR	7	3	10	1	33.3	1	52	29	102
MARION	70	23	14	1	64.8	6	341	97	551
MULTNOMAH	156	58	92	2	50.6	15	676	194	1,191
Multnomah African American Project	0	0	0	0	0.0	0	2	0	2
Multnomah CCC Parole Transition Project	0	0	0	0	0.0	0	0	0	
Multnomah Central Office	20	10	12	0	47.6	2	81	30	155
Multnomah Centralized Intake	10	6	6	0	45.5	0	105	14	141
Multnomah Clean Court	0	2	2	0	0.0	0	41	11	56
Multnomah DUII Unit	2	1	1	0	50.0	0	5	0	9
Multnomah Domestic Violence Unit	8	3	4	0	53.3	0	36	5	56
Multnomah East Office	13	11	18	0	31.0	1	68	33	144
Multnomah Family Services Unit	1	1	2	0	25.0	0	22	4	30
Multnomah Gang Unit	0	0	0	0	0.0	0	4	0	4
Multnomah Gresham Office	32	12	14	1	54.2	4	75	24	161
Multnomah Mental Health	0	0	0	0	0.0	0	2	0	2
Multnomah North Office	40	4	24	1	58.0	5	110	40	223
Multnomah Reduced Supervision Team	17	0	1	0	94.4	0	44	2	64
Multnomah Sex Offenders	0	0	0	0	0.0	0	2	0	2
Multnomah Southeast	0	0	0	0	0.0	0	0	0	
Multnomah Special Supervision Team	0	0	0	0	0.0	0	0	0	
Multnomah West Office	13	8	8	0	44.8	3	79	31	142
POLK	11	6	2	0	57.9	1	31	27	78
TILLAMOOK	10	2	4	0	62.5	0	32	8	56
UMATILLA/MORROW	0	0	1	0	0.0	0	12	2	15
UNION/WALLOWA	4	0	0	0	100.0	0	20	7	31
UMATILLA	17	5	7	0	58.6	0	72	40	141
WASCO	10	0	2	0	83.3	0	31	4	47
WASHINGTON	87	22	30	1	62.1	1	313	102	555
YAMHILL	7	4	4	0	46.7	1	81	25	122
UNASSIGNED	0	2	1	0	0.0	0	1	0	4
<b>TOTAL</b>	<b>727</b>	<b>216</b>	<b>292</b>	<b>6</b>	<b>58.6</b>	<b>42</b>	<b>3,218</b>	<b>875</b>	<b>5,370</b>

*Note: Total excludes discharge negative closures. Column totals will not equal the sum of the rows due to sub-categories of Multnomah Data.  
Source Data: DOC Research and Evaluation Unit, 05/04/2005*

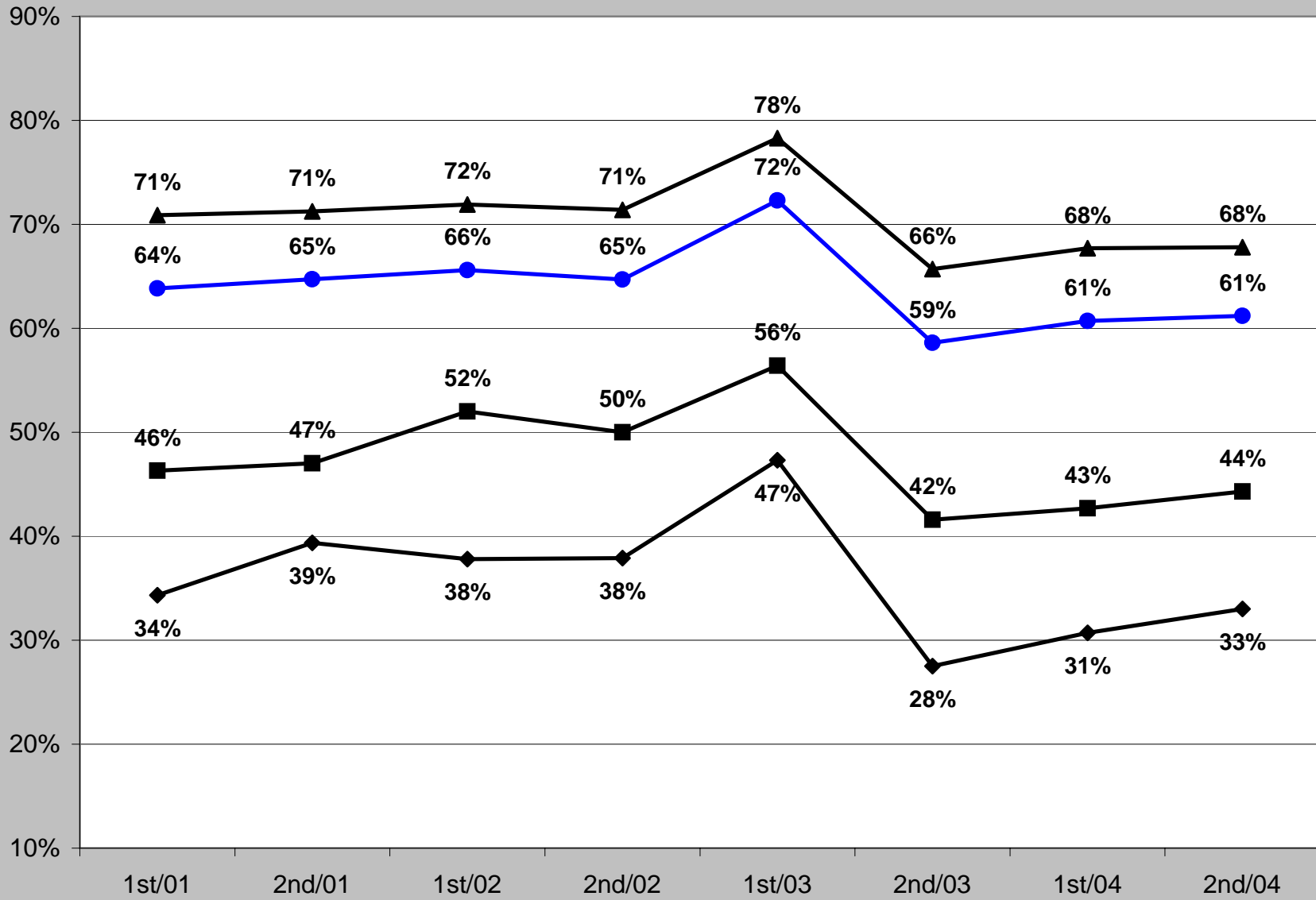
## Probation Positive Case Closures through 2nd Half 2004 (Statewide Totals)



## Probation Positive Case Closures by County for 2nd Half 2004 (Number of Closures >30)



## Probation Positive Case Closures by Risk Level Statewide Totals through 2nd Half 2004



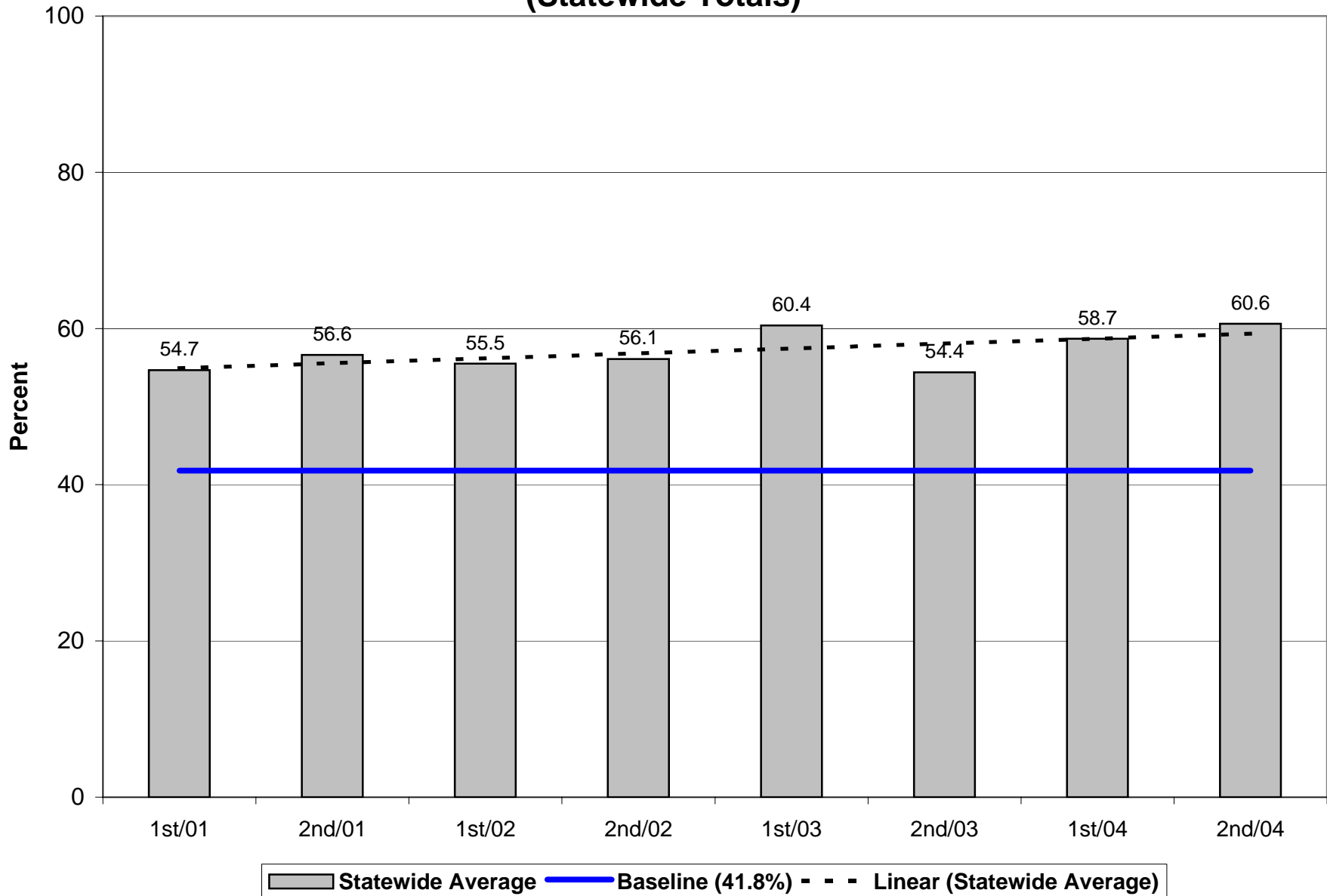
◆ High

■ Medium

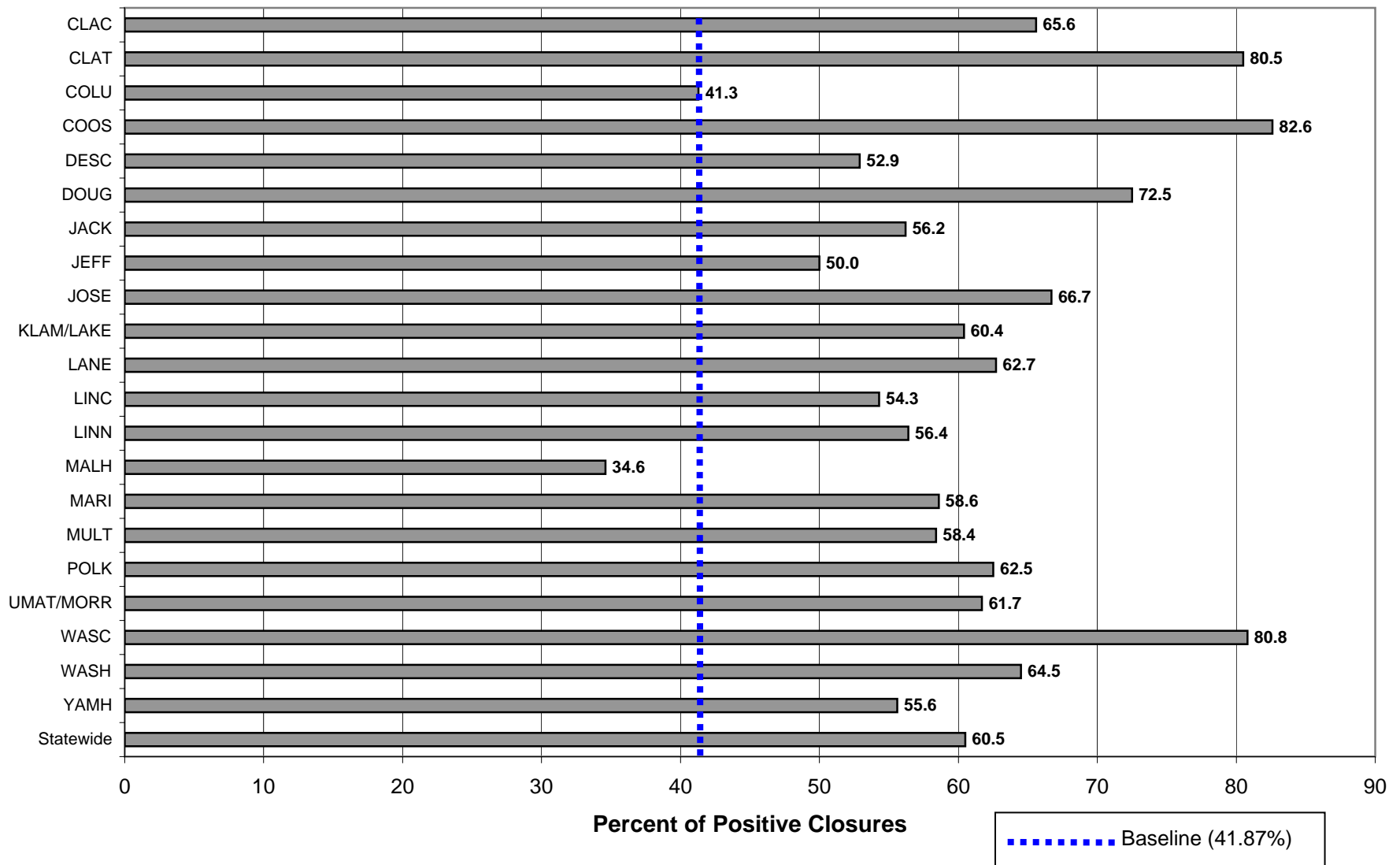
▲ Low/Limited

● Total

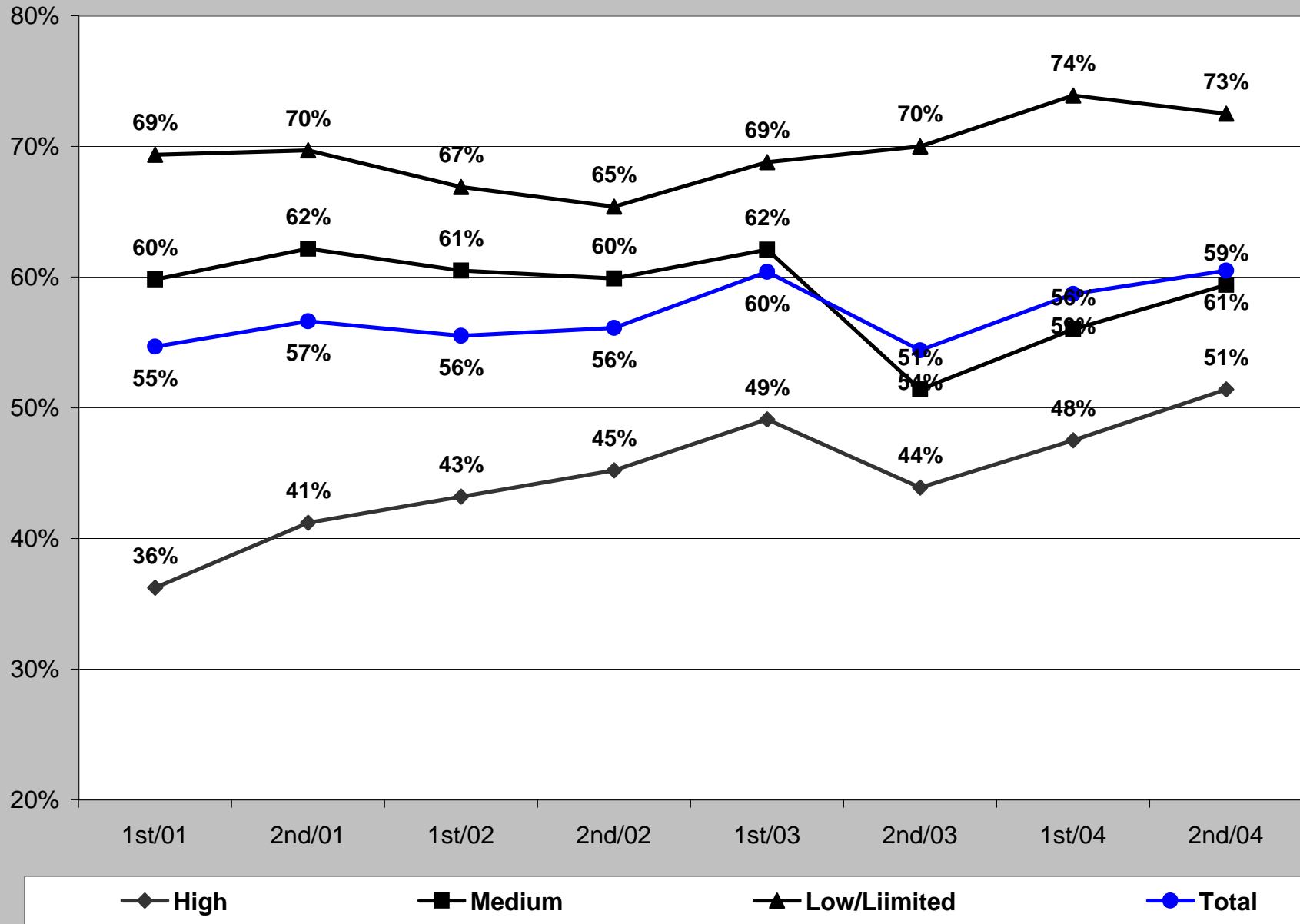
## Parole/Post-Prison Supervision Positive Case Closures through 2nd Half 2004 (Statewide Totals)



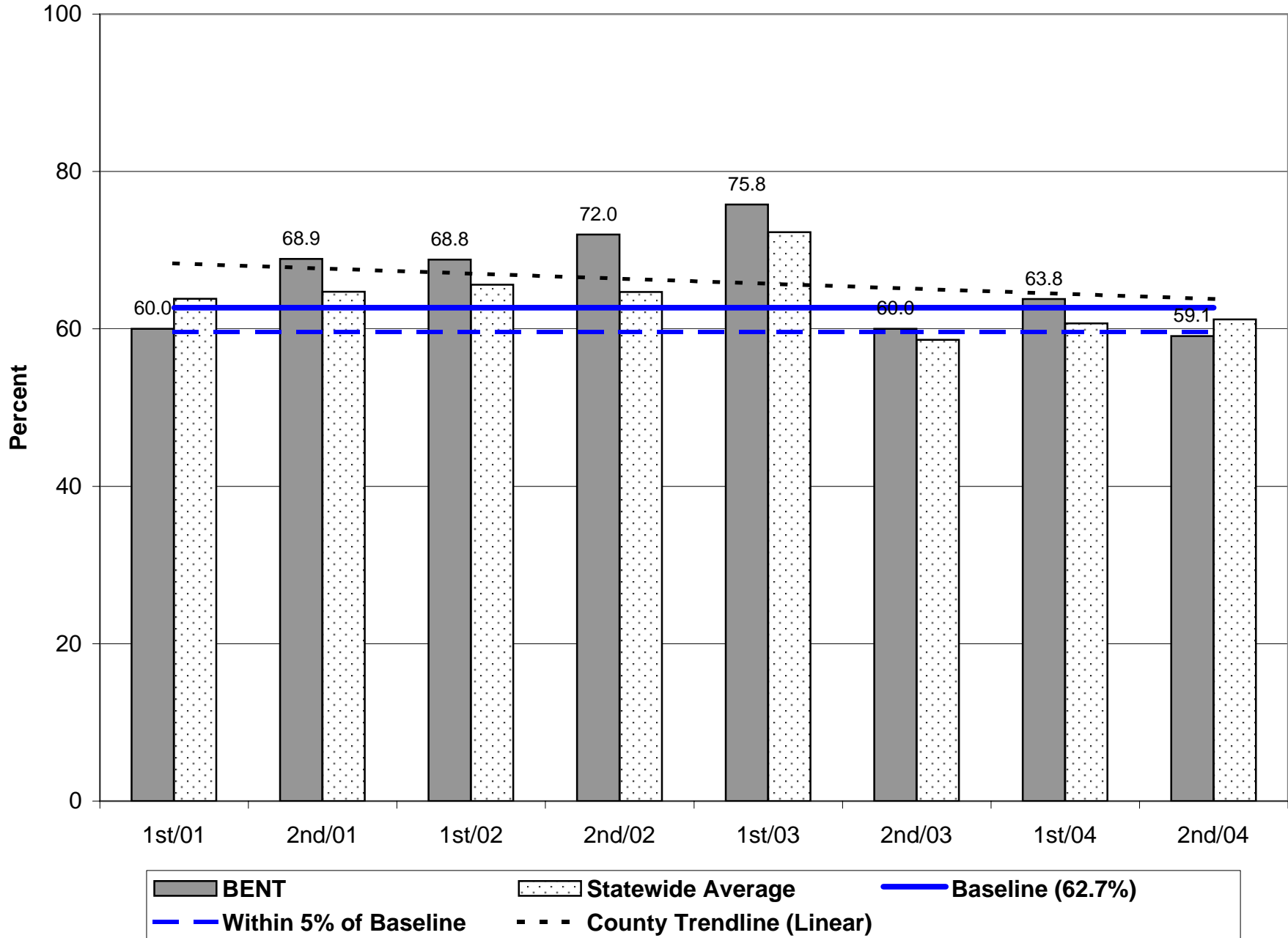
## Parole/Post-Prison Supervision Positive Case Closures by County for 2nd Half 2004 (Number of Closures >30)



## Parole/Post-Prison Supervision Positive Case Closures by Risk Level Statewide Totals through 2nd Half 2004

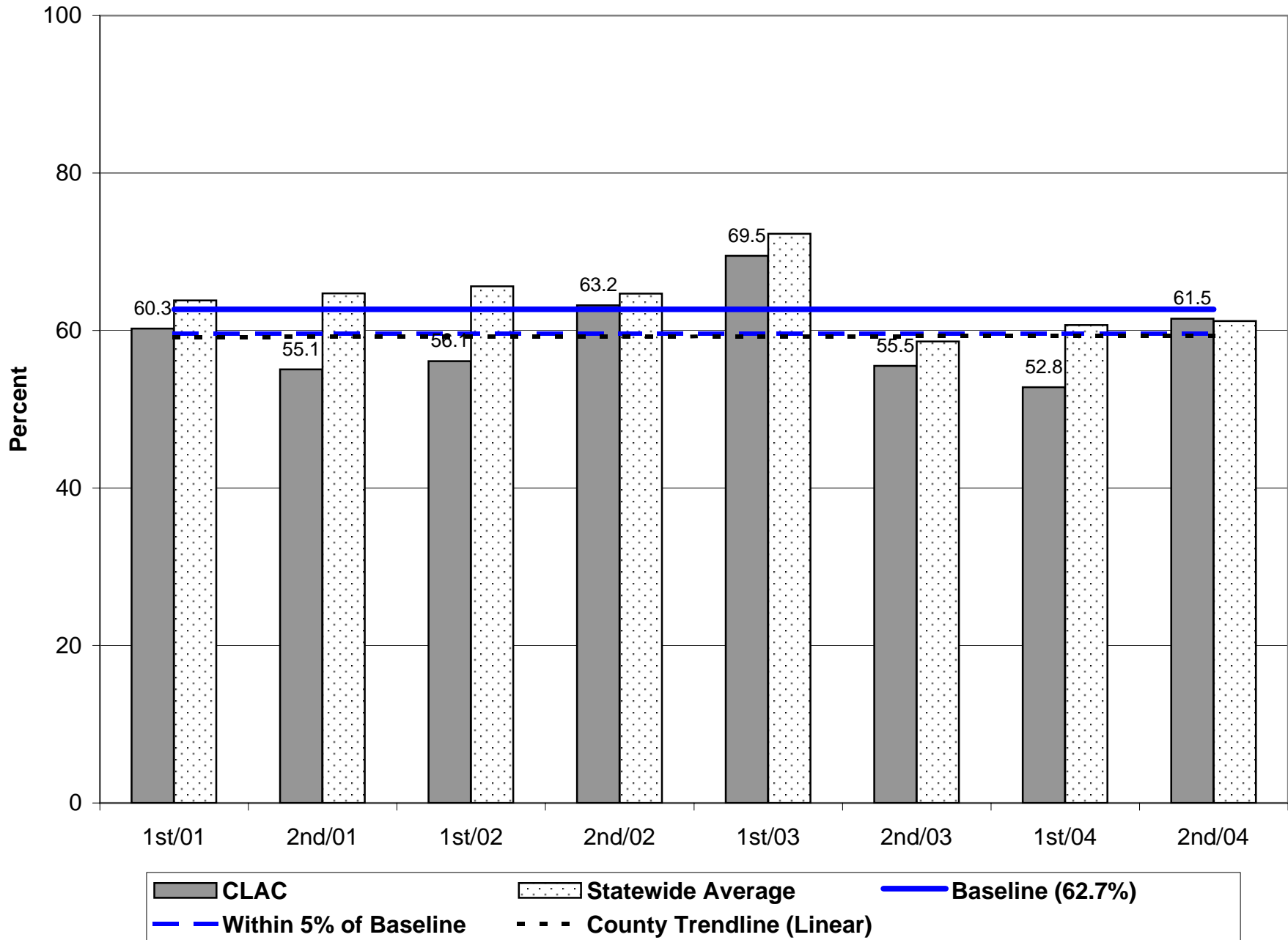


## Probation Positive Case Closures - 2nd Half 2004

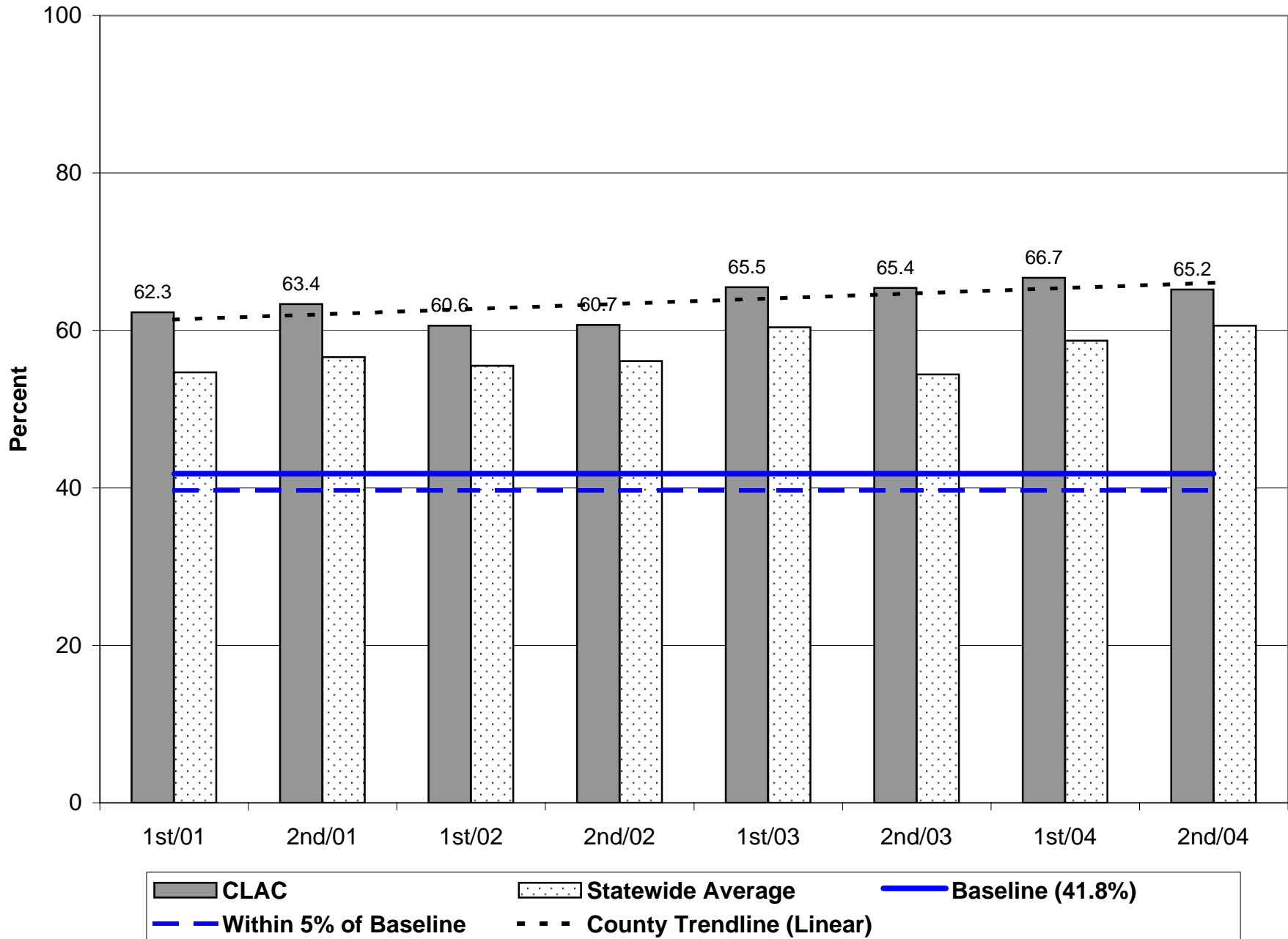




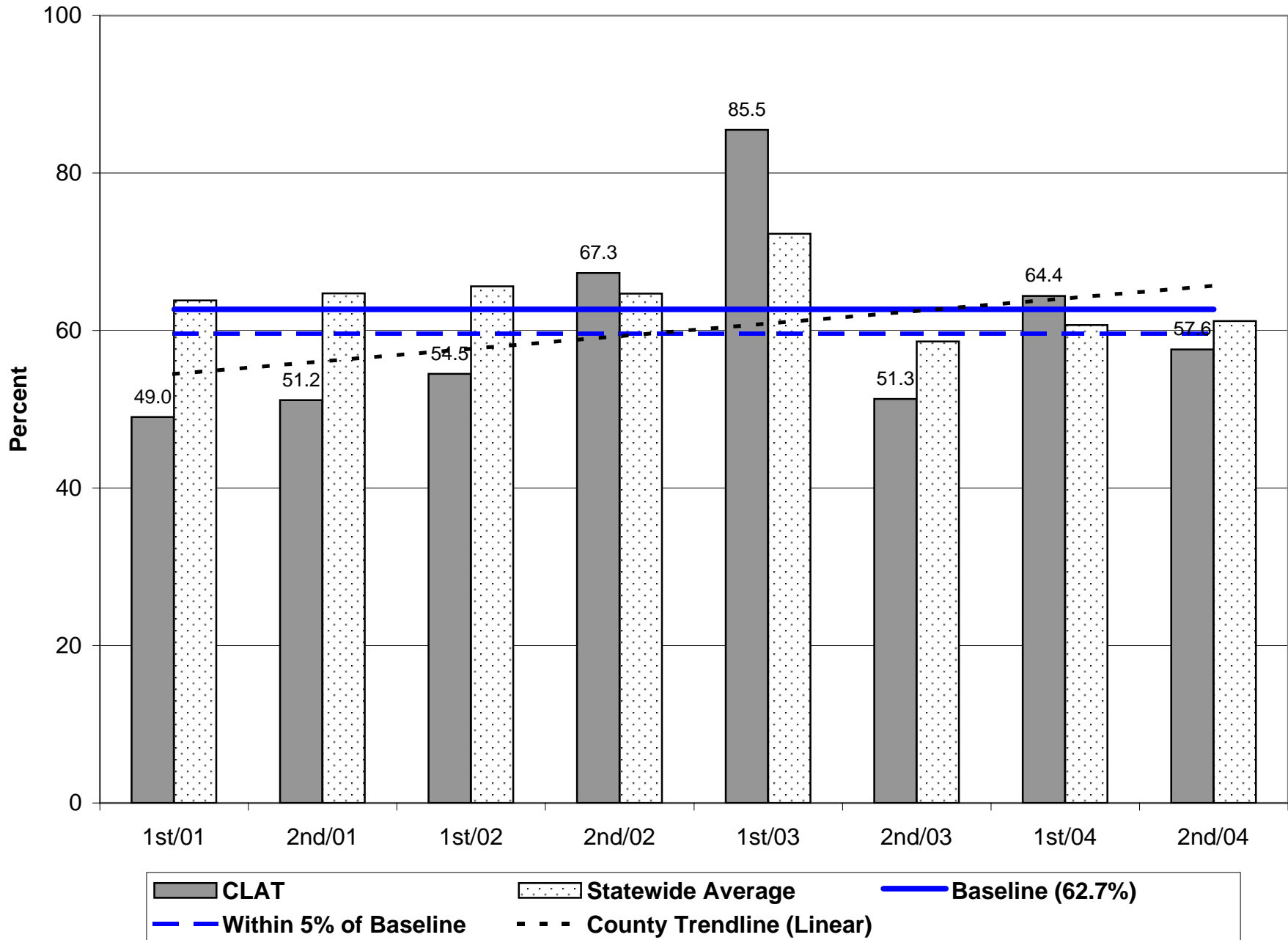
## Probation Positive Case Closures - 2nd Half 2004



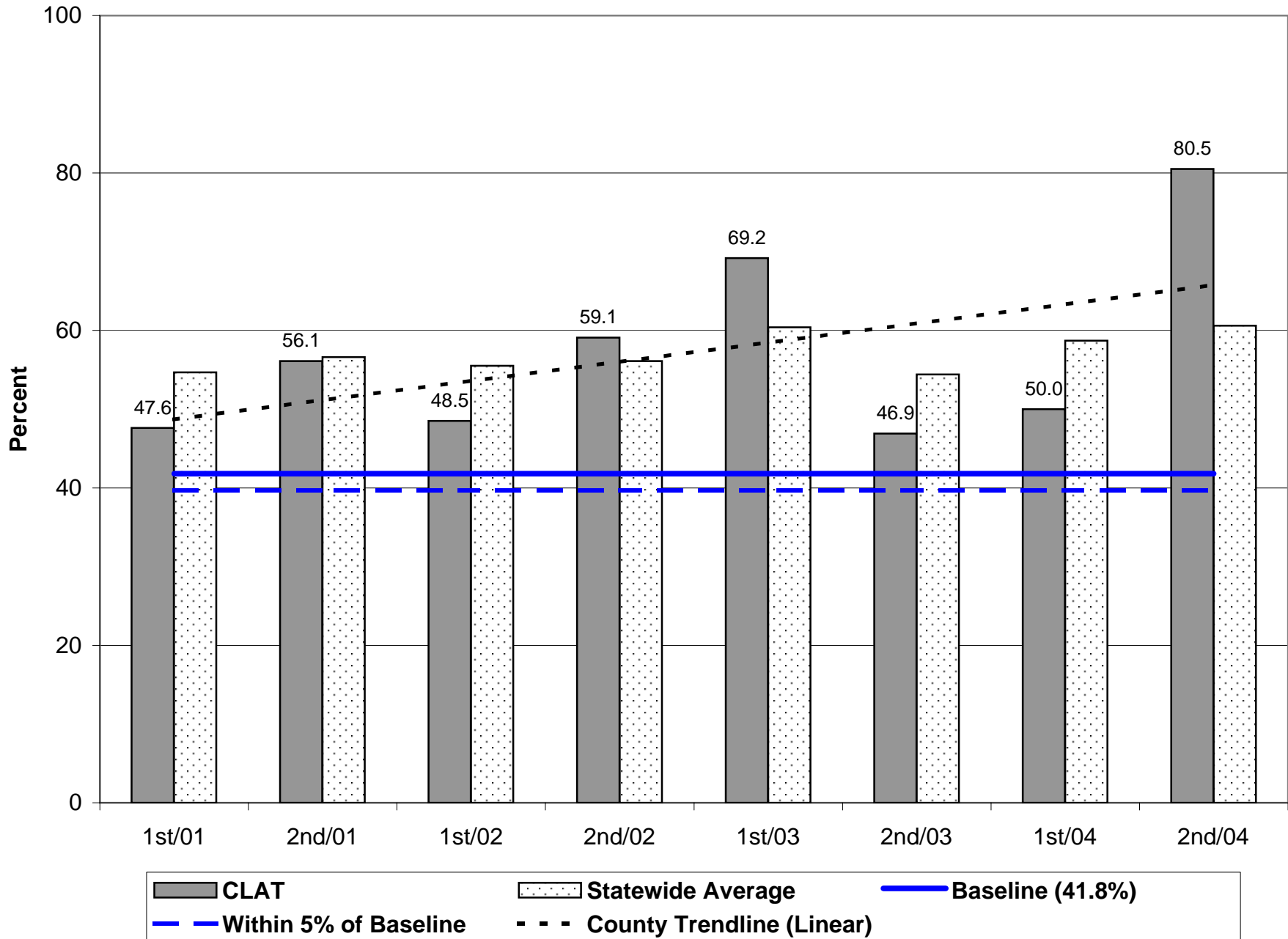
## Parole/Post-Prison Supervision Positive Case Closures - 2nd Half 2004



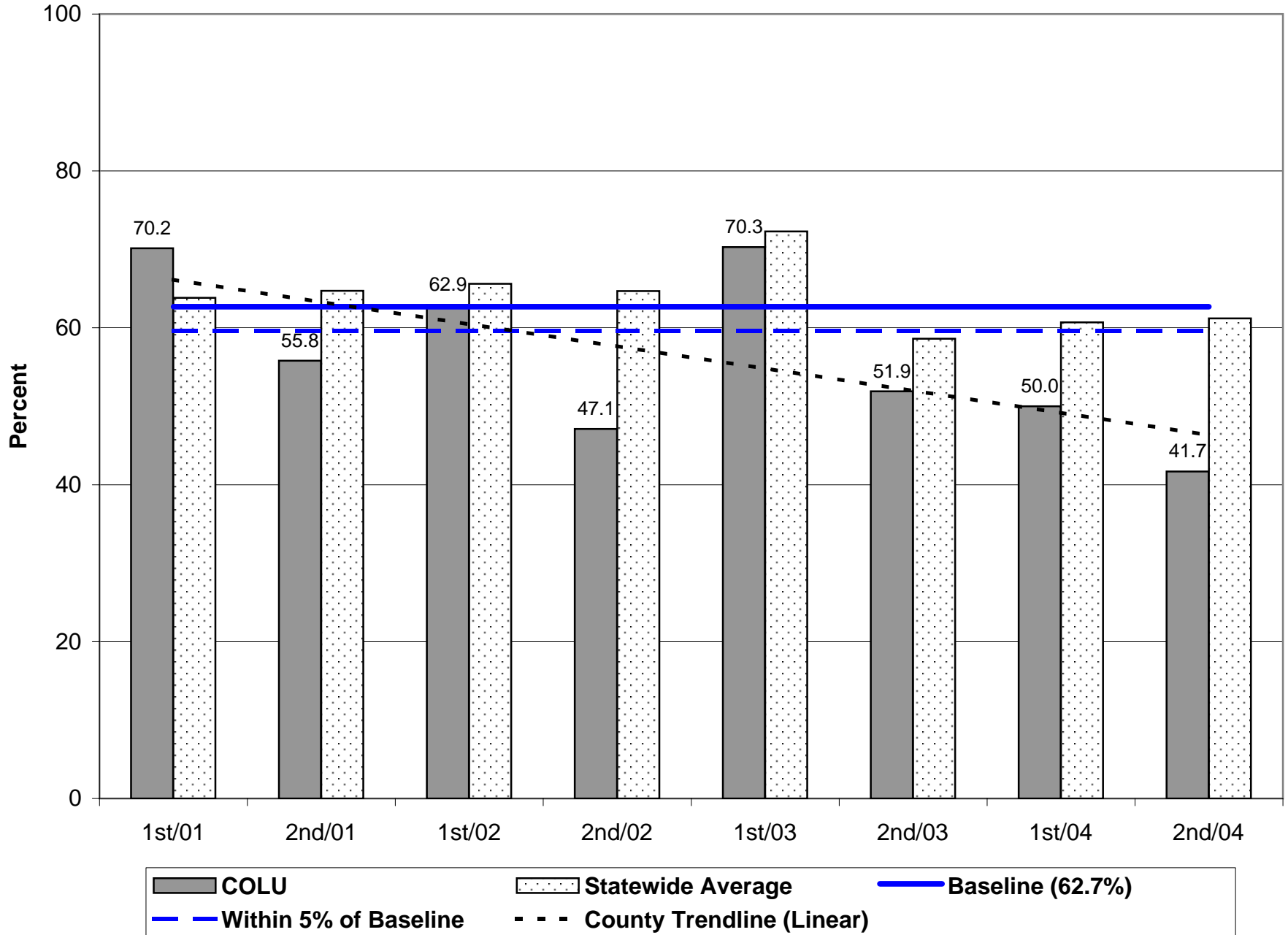
## Probation Positive Case Closures - 2nd Half 2004



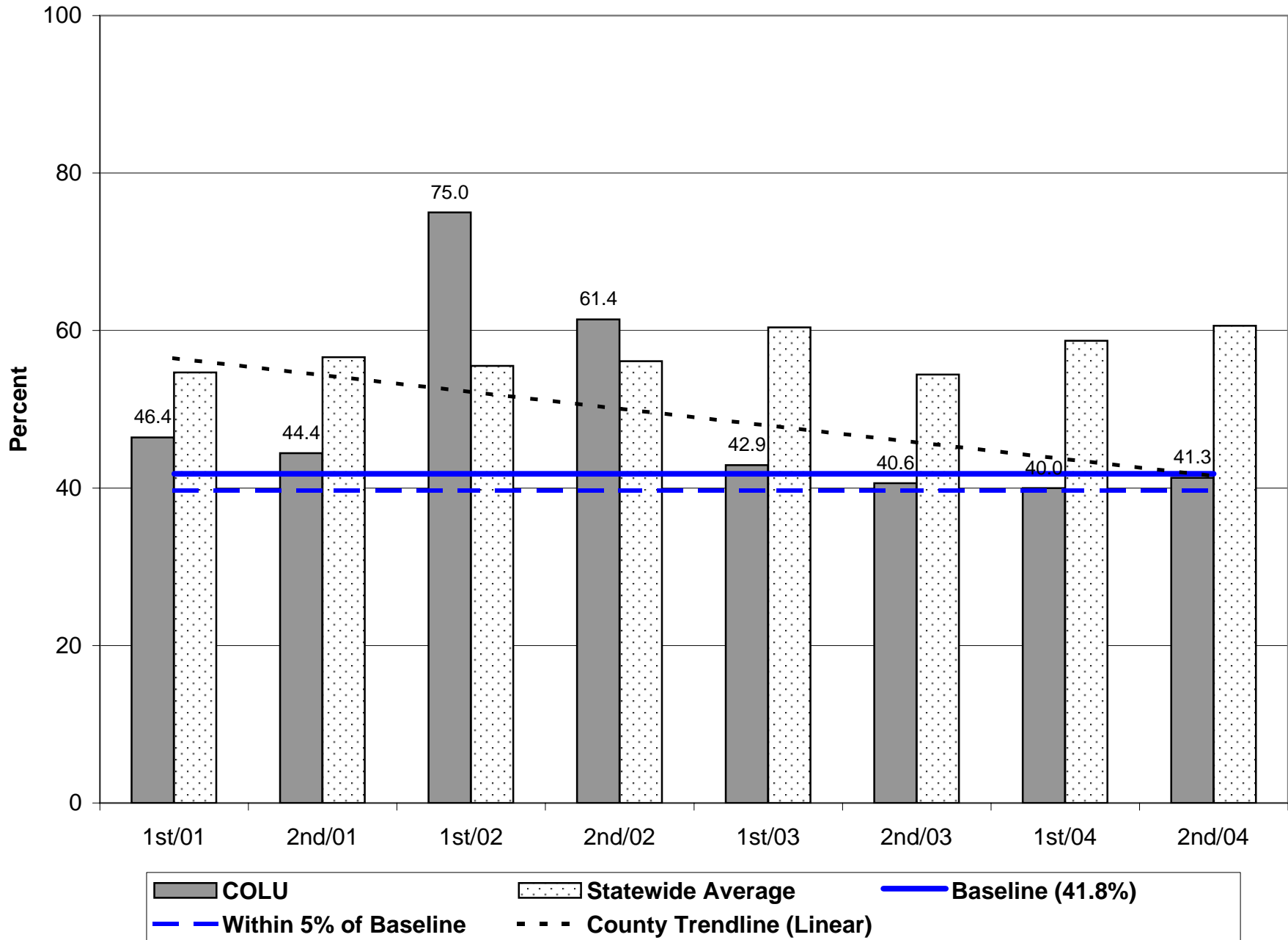
## Parole/Post-Prison Supervision Positive Case Closures - 2nd Half 2004



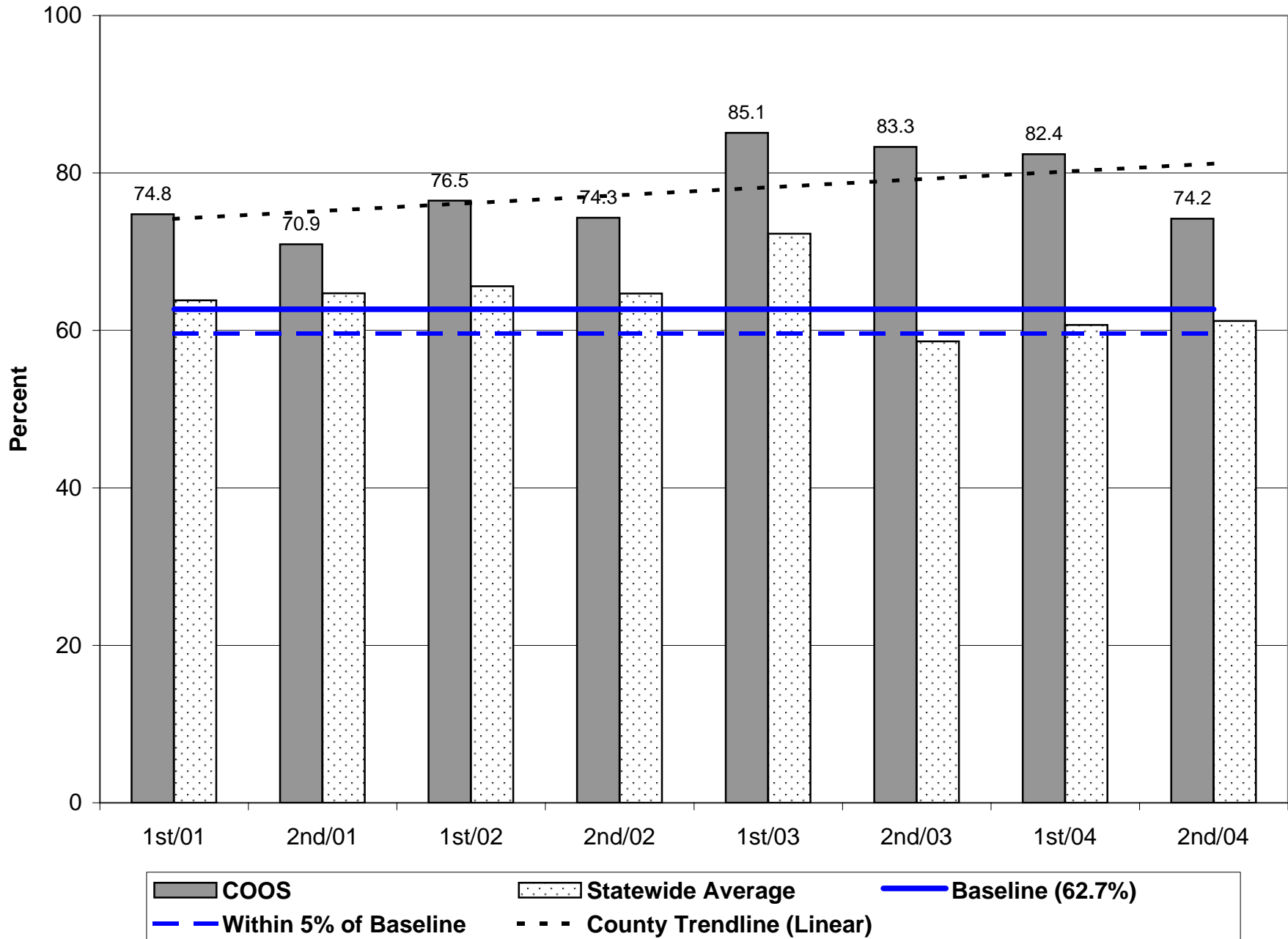
## Probation Positive Case Closures - 2nd Half 2004



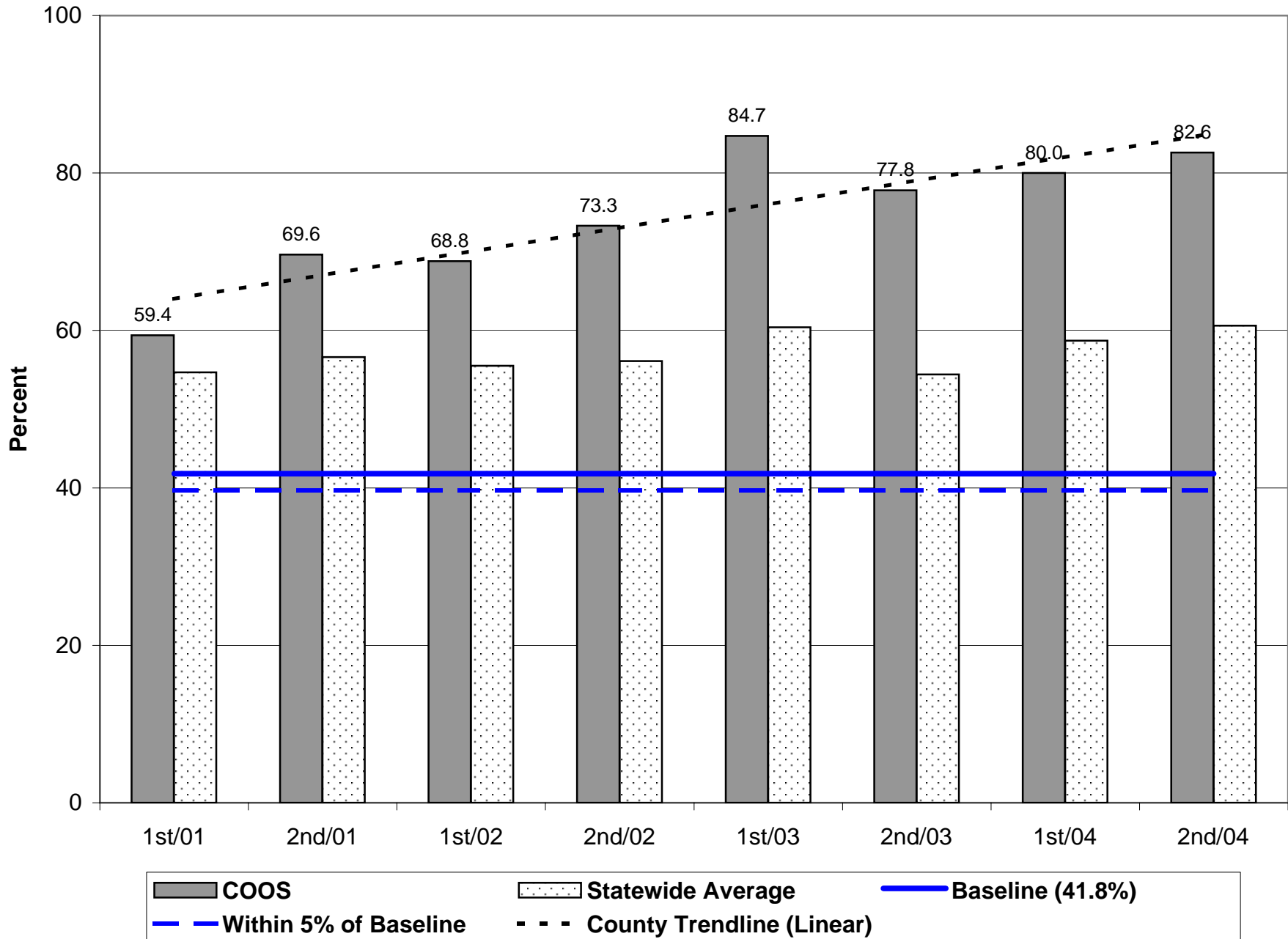
# Parole/Post-Prison Supervision Positive Case Closures - 2nd Half 2004



## Probation Positive Case Closures - 2nd Half 2004

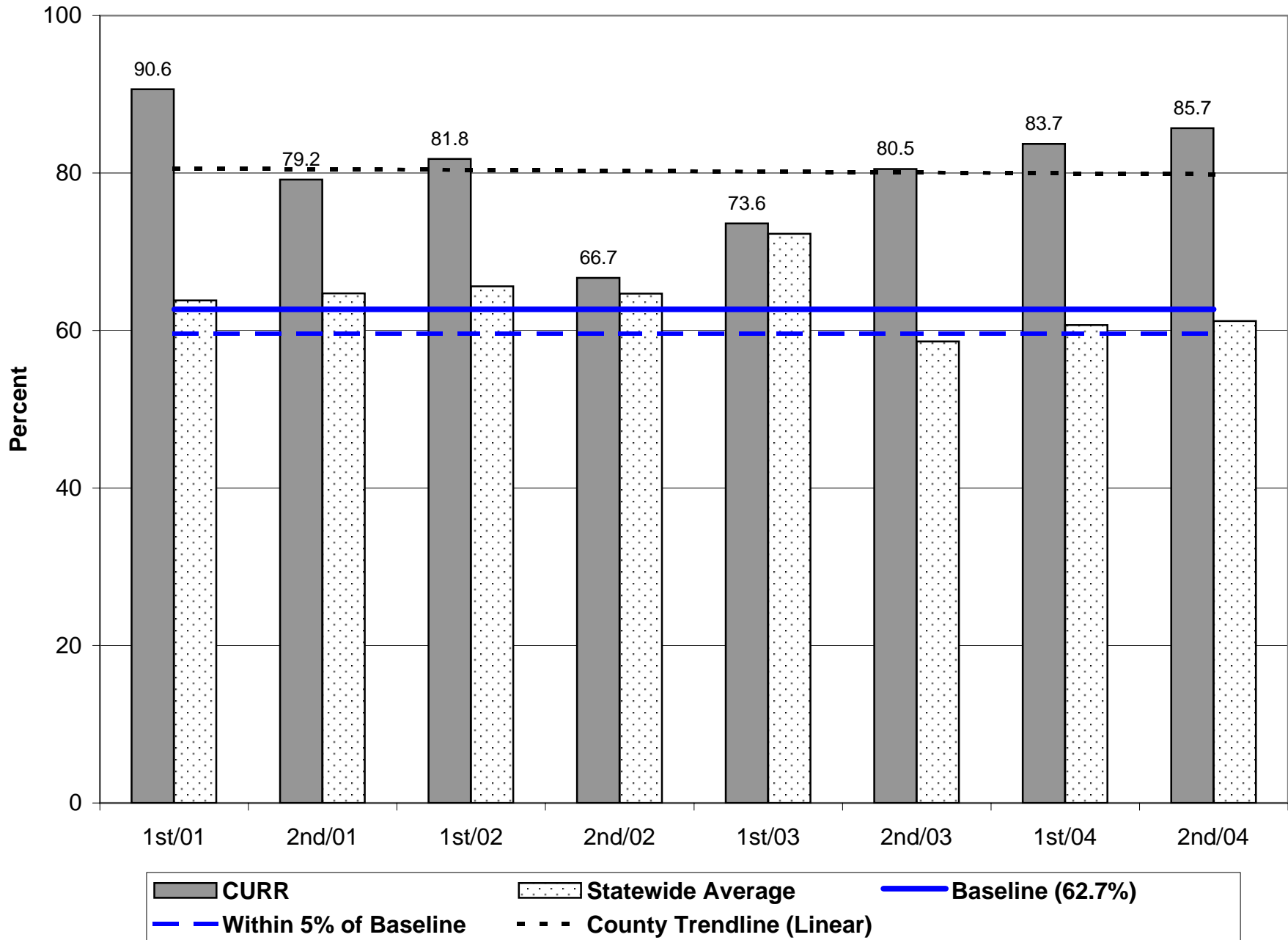


## Parole/Post-Prison Supervision Positive Case Closures - 2nd Half 2004

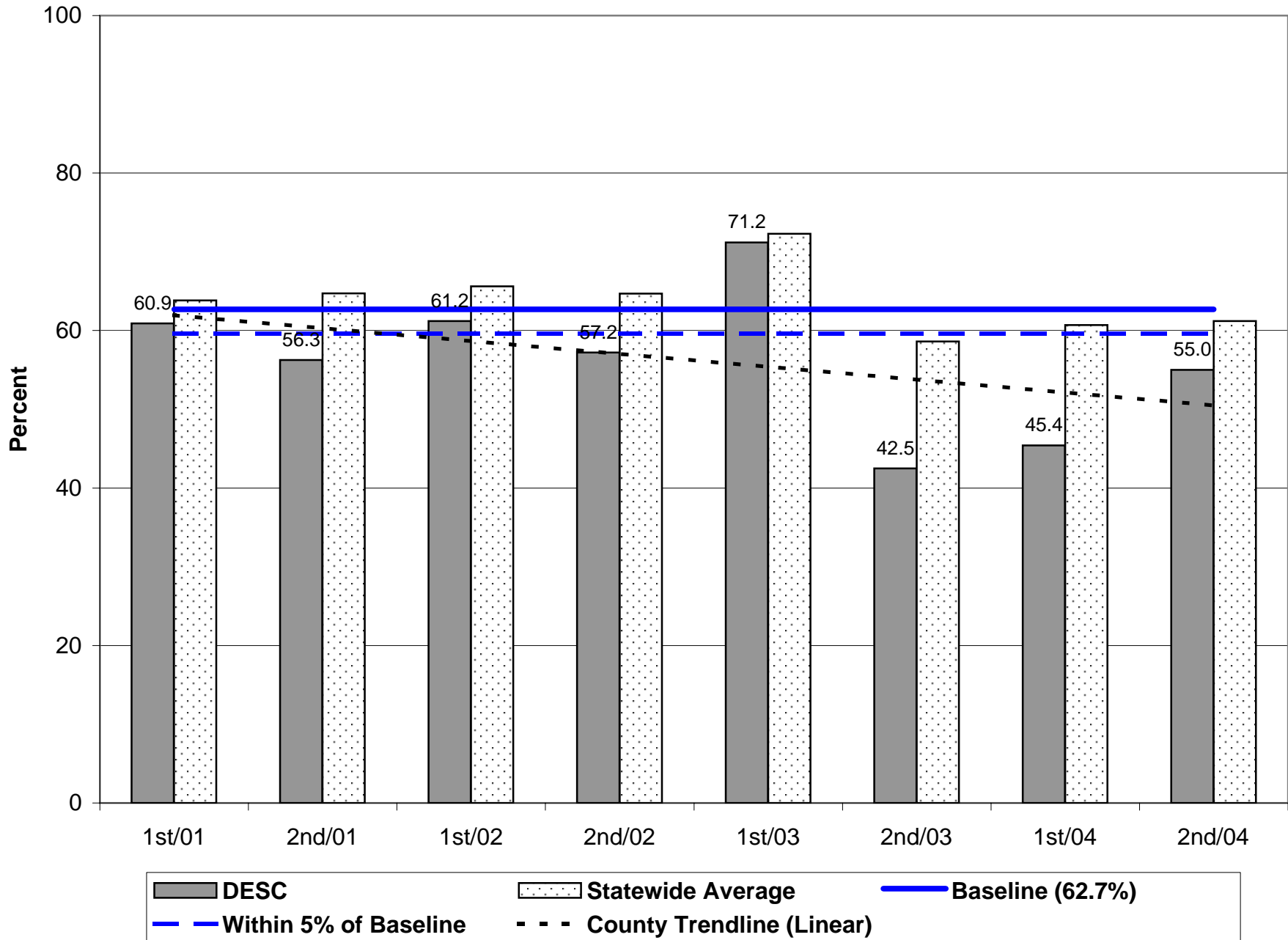




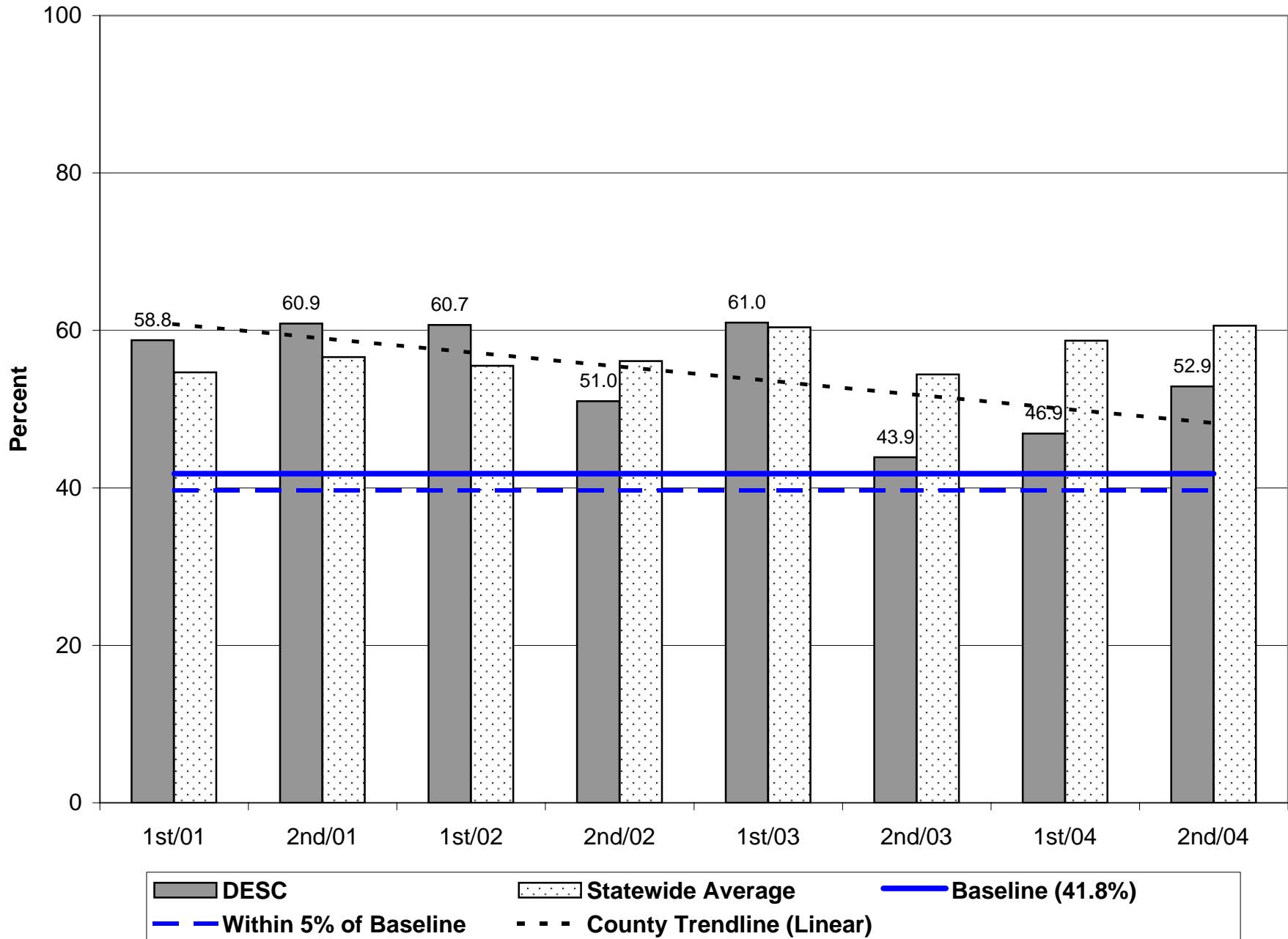
## Probation Positive Case Closures - 2nd Half 2004



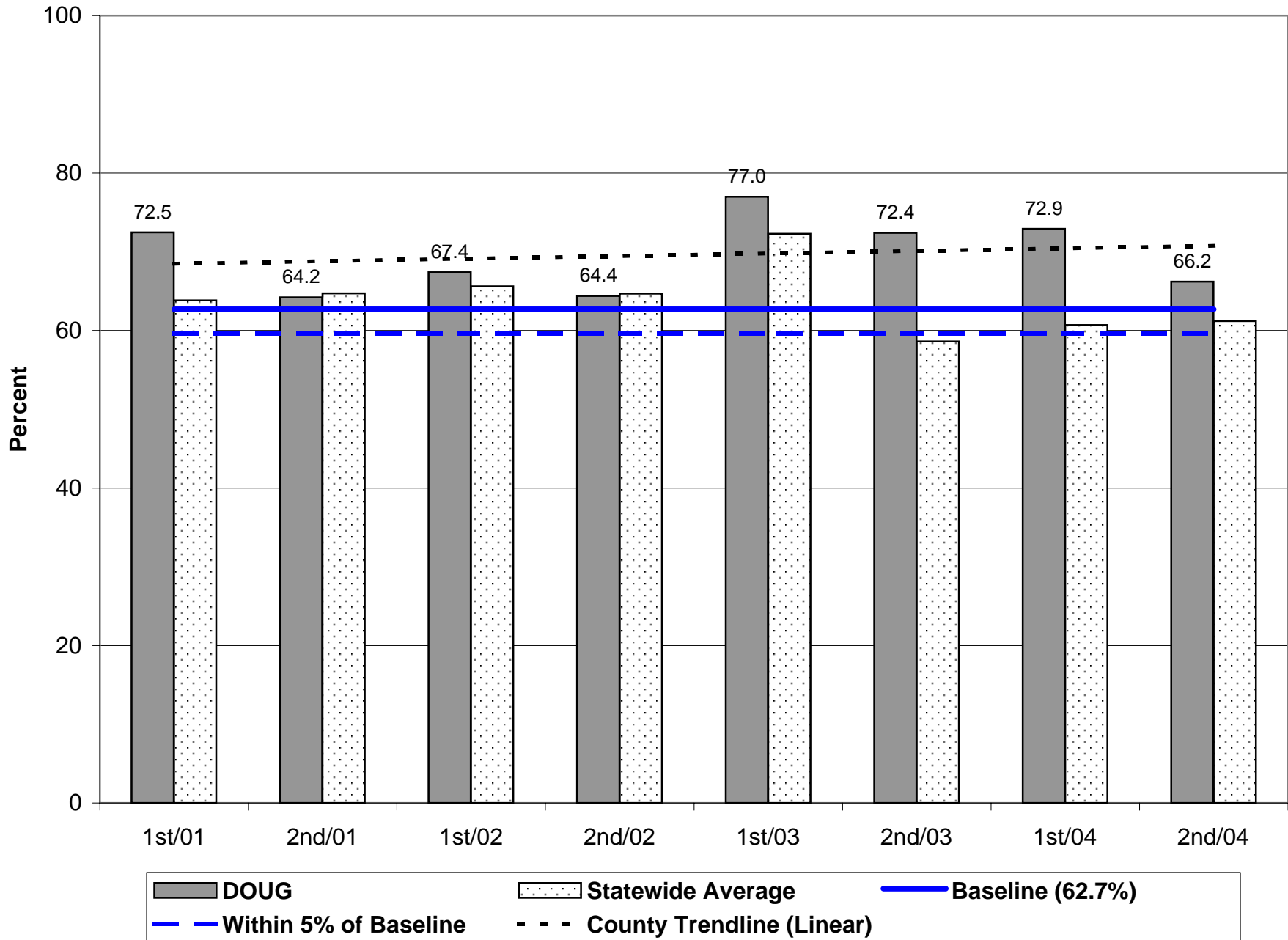
## Probation Positive Case Closures - 2nd Half 2004



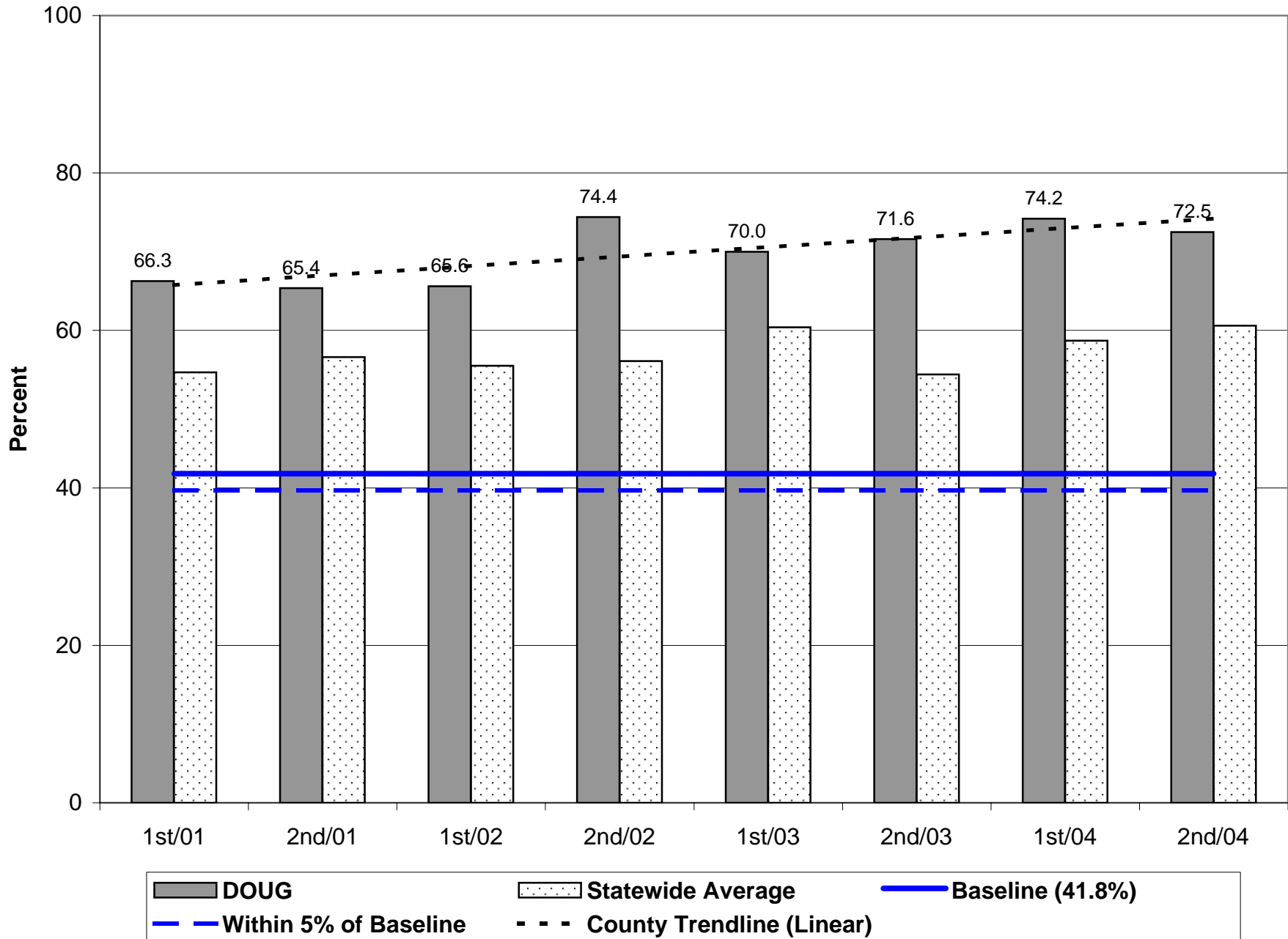
## Parole/Post-Prison Supervision Positive Case Closures - 2nd Half 2004



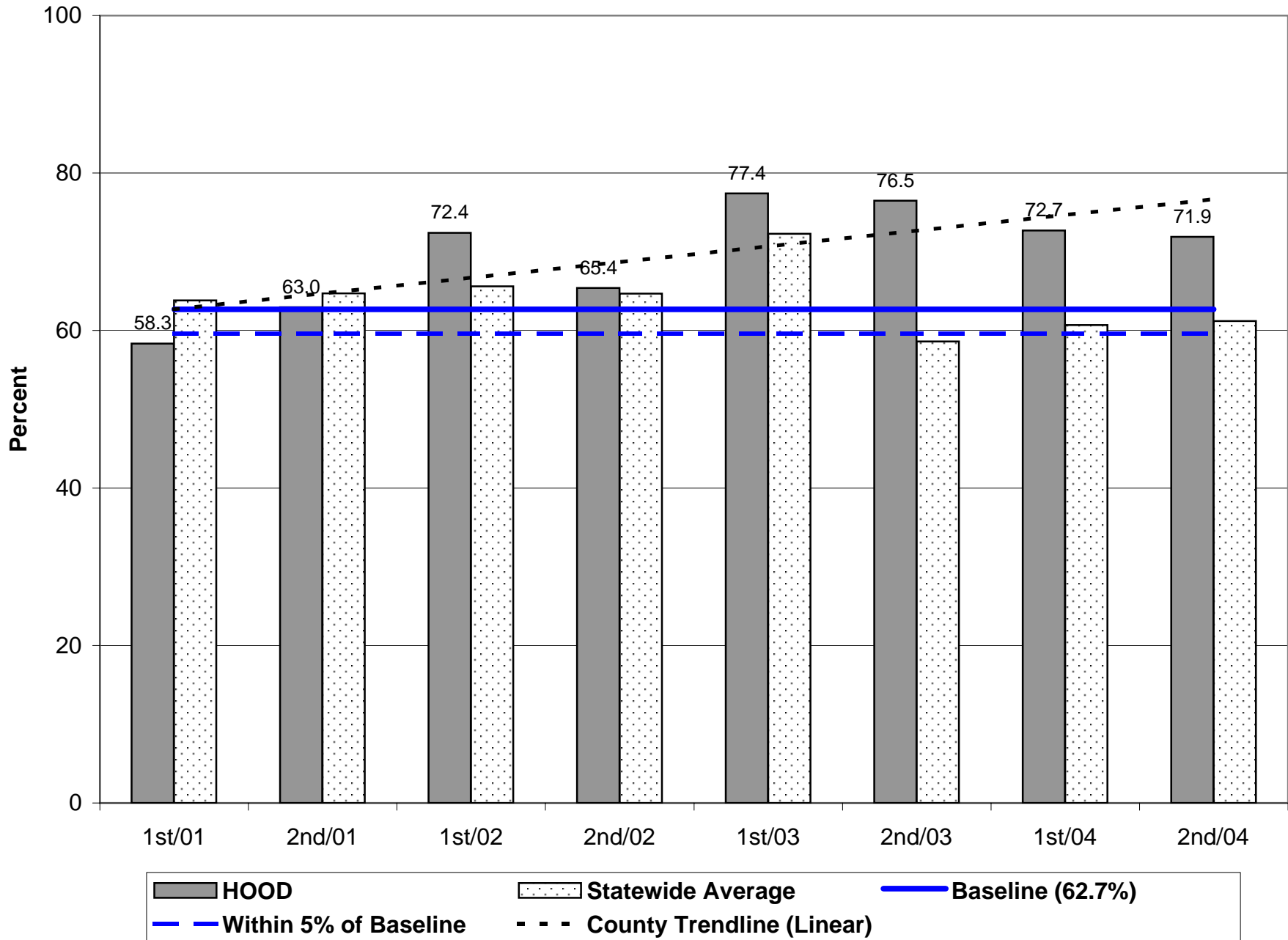
## Probation Positive Case Closures - 2nd Half 2004



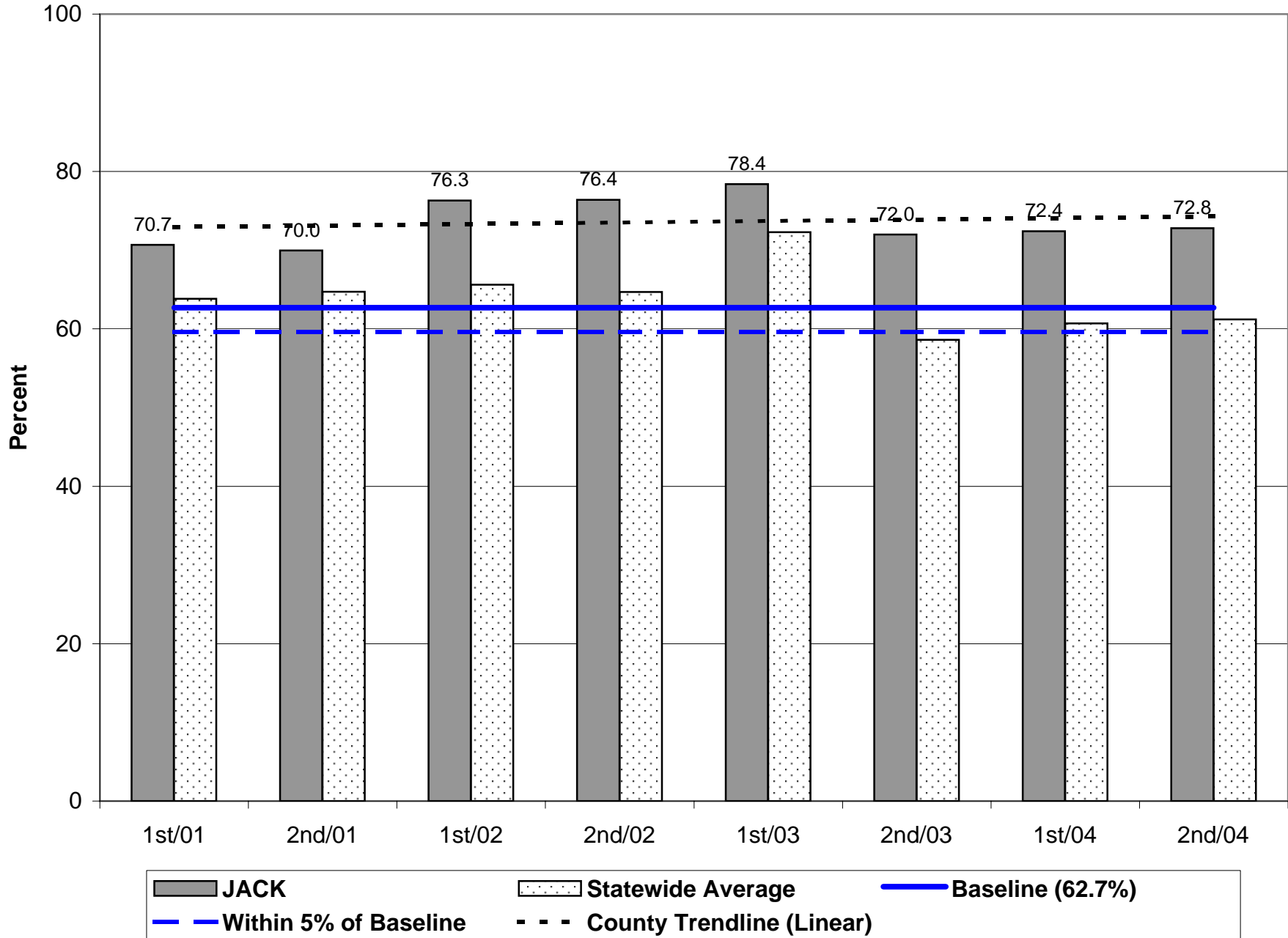
# Parole/Post-Prison Supervision Positive Case Closures - 2nd Half 2004



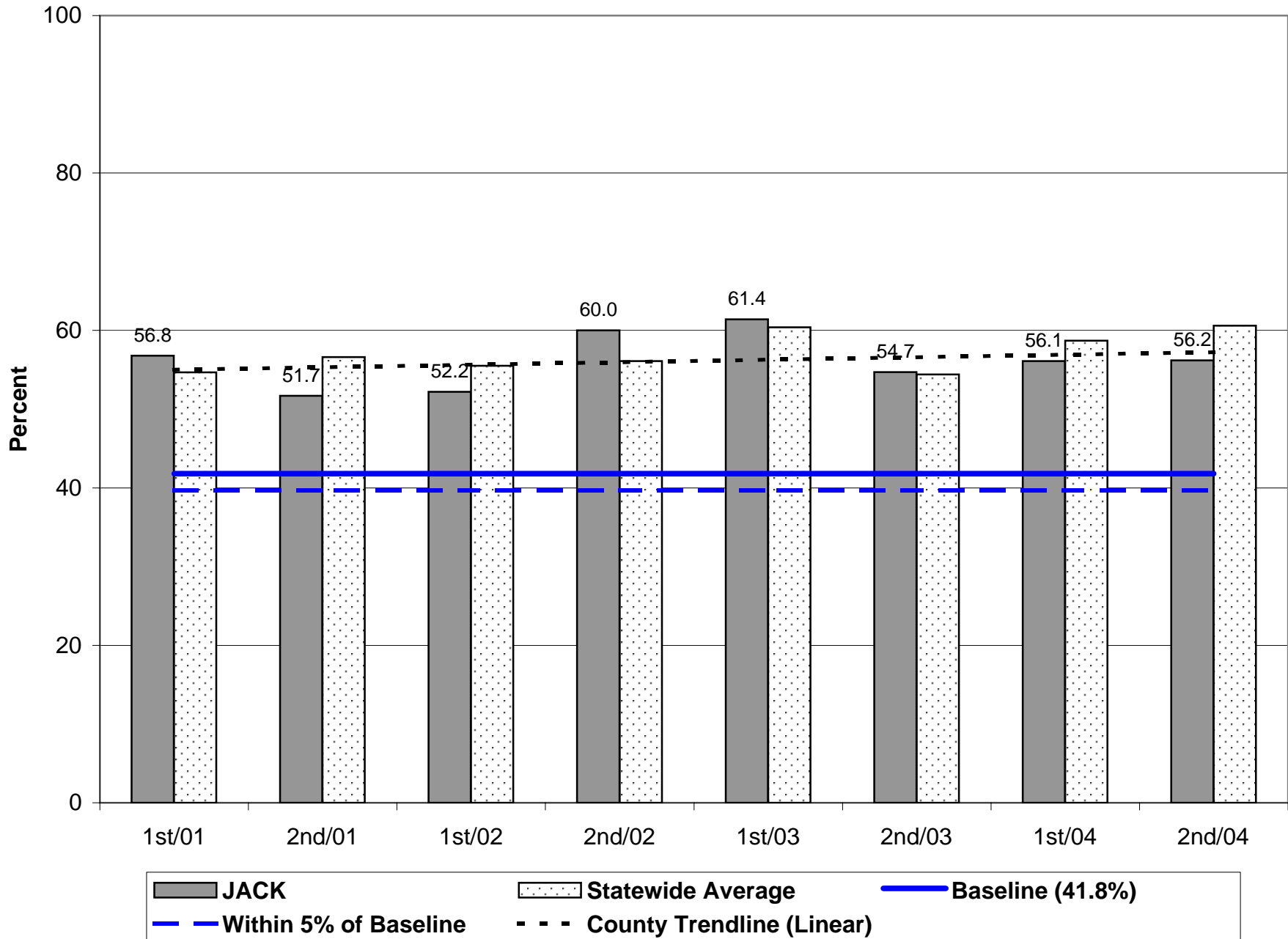
## Probation Positive Case Closures - 2nd Half 2004



## Probation Positive Case Closures - 2nd Half 2004

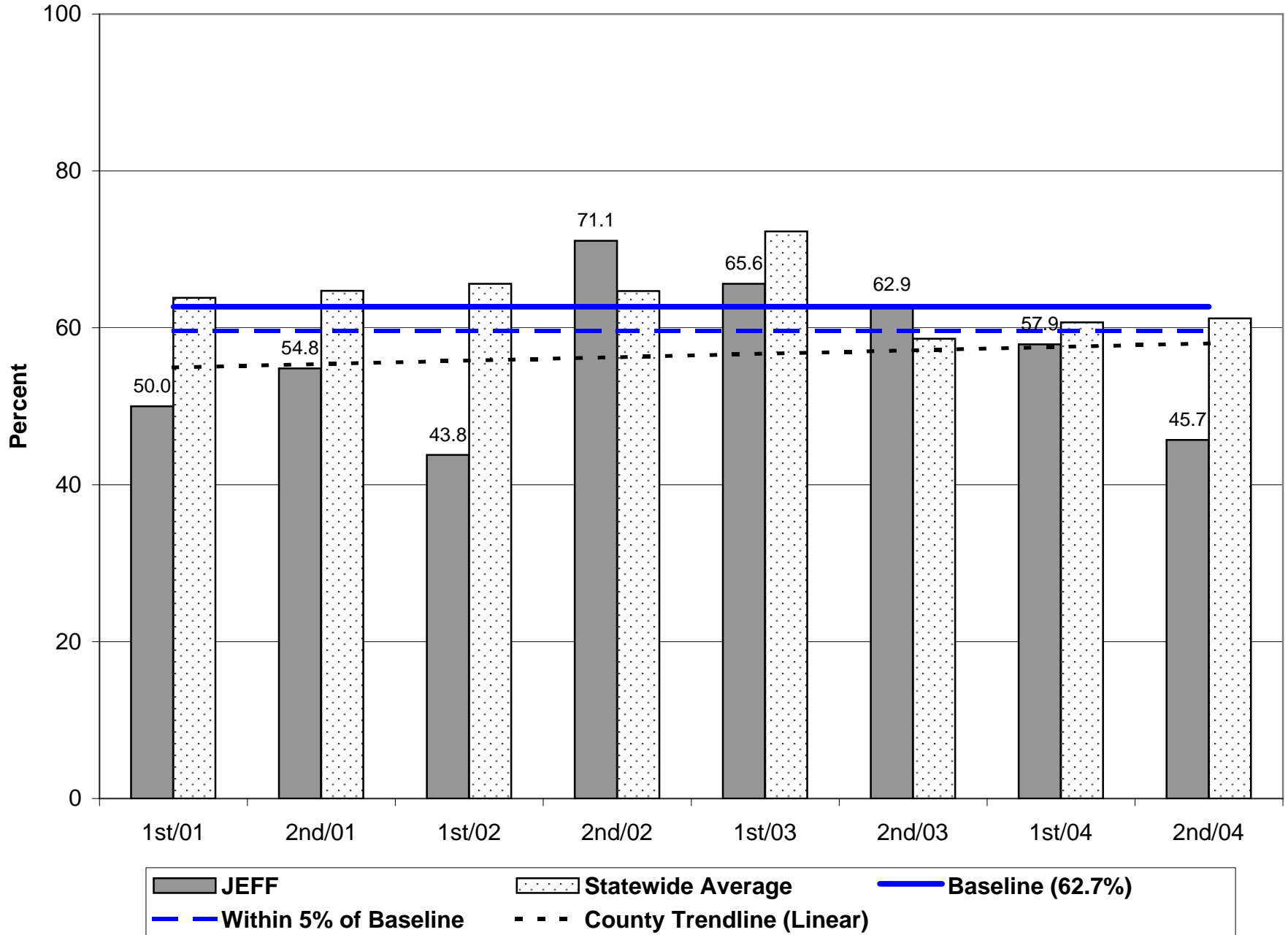


## Parole/Post-Prison Supervision Positive Case Closures - 2nd Half 2004

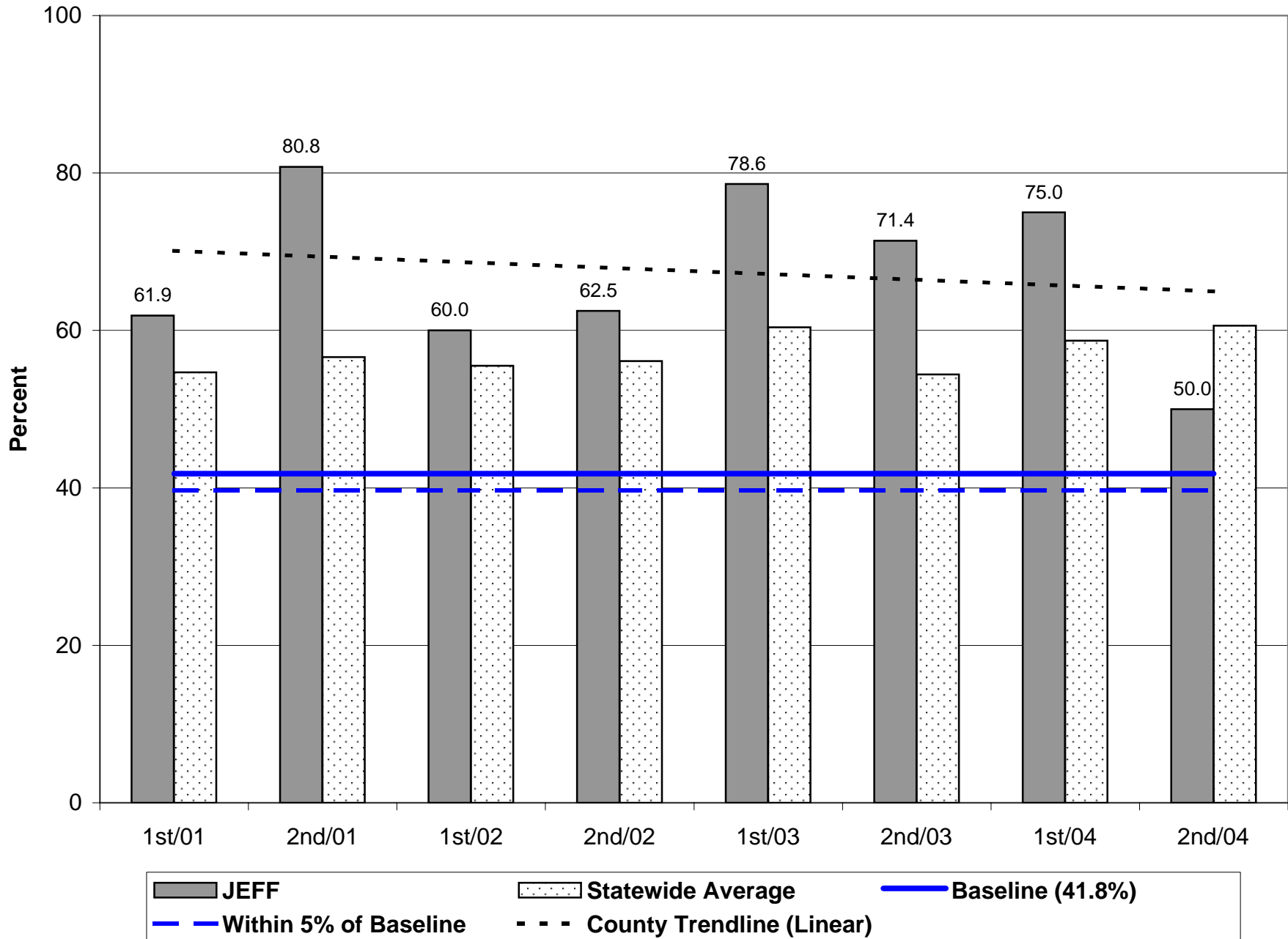




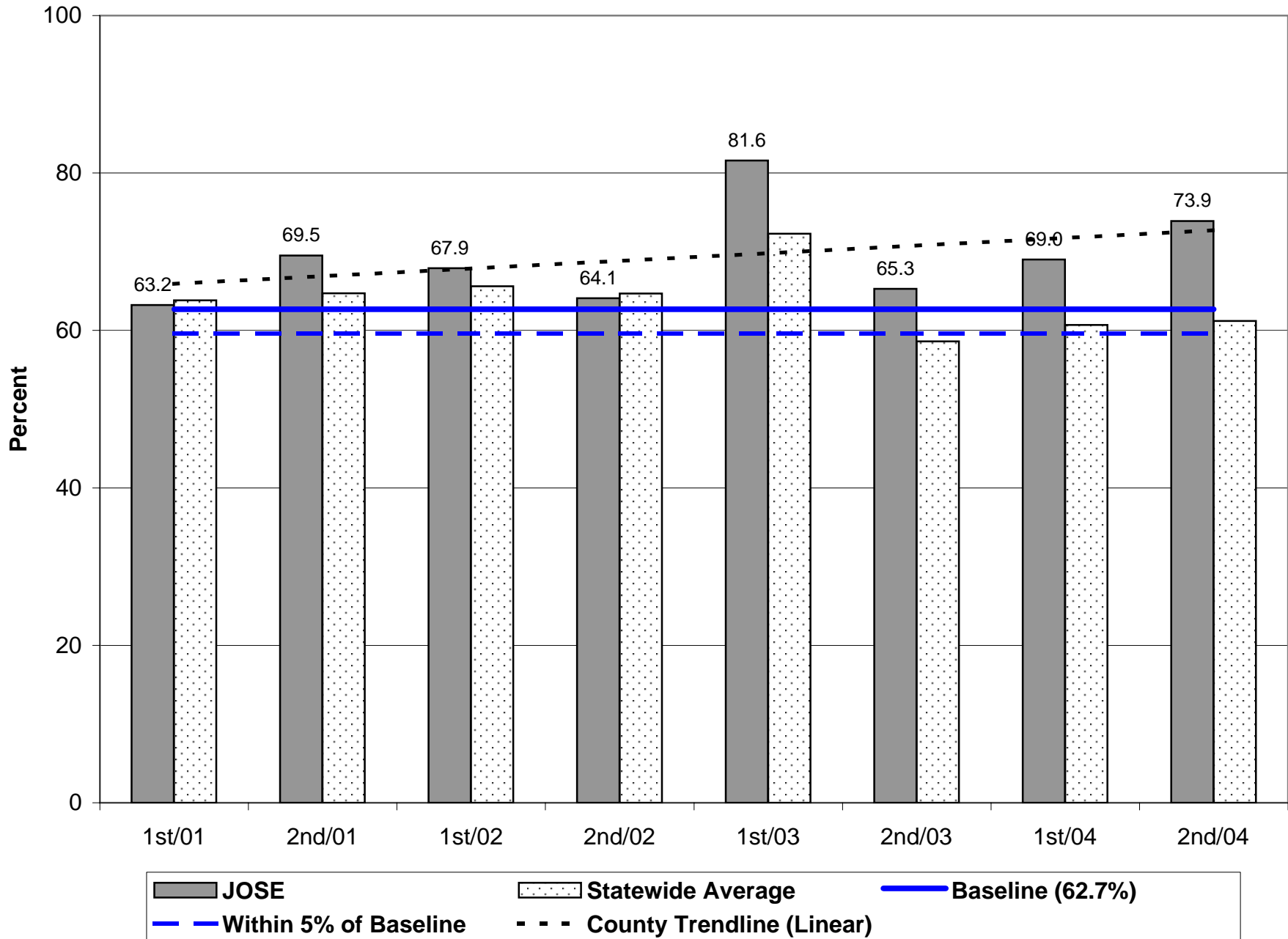
## Probation Positive Case Closures - 2nd Half 2004



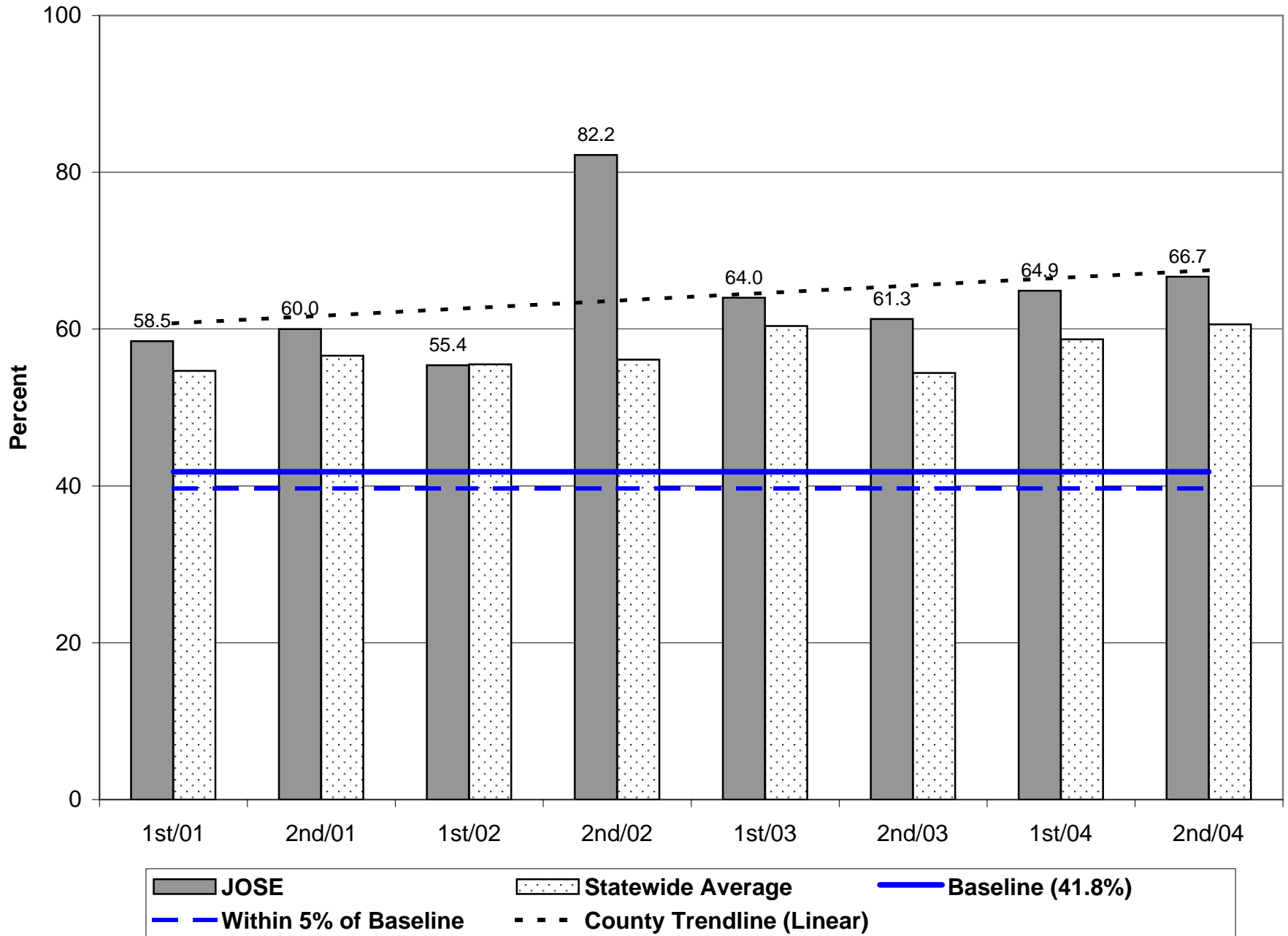
## Parole/Post-Prison Supervision Positive Case Closures - 2nd Half 2004



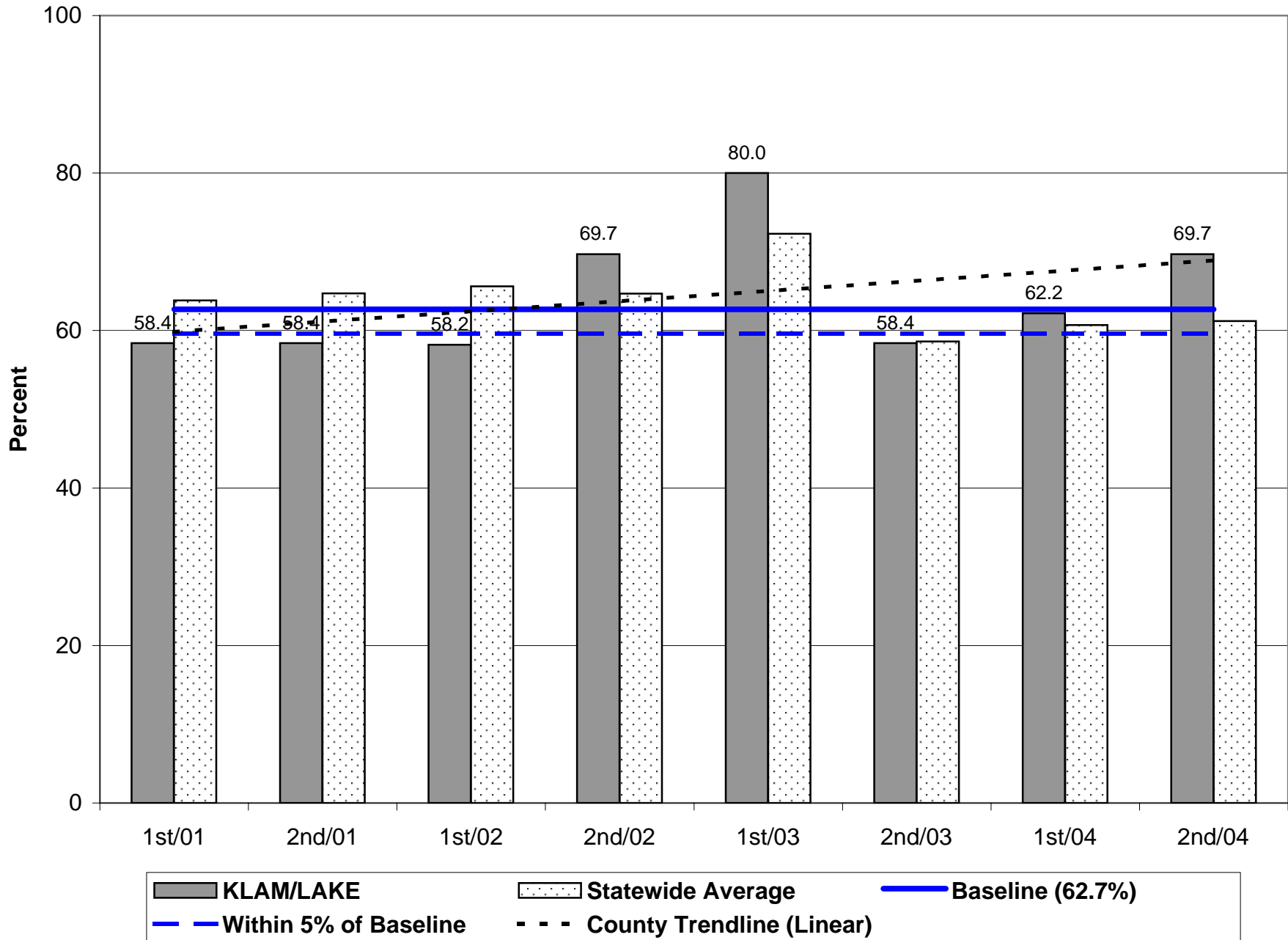
## Probation Positive Case Closures - 2nd Half 2004



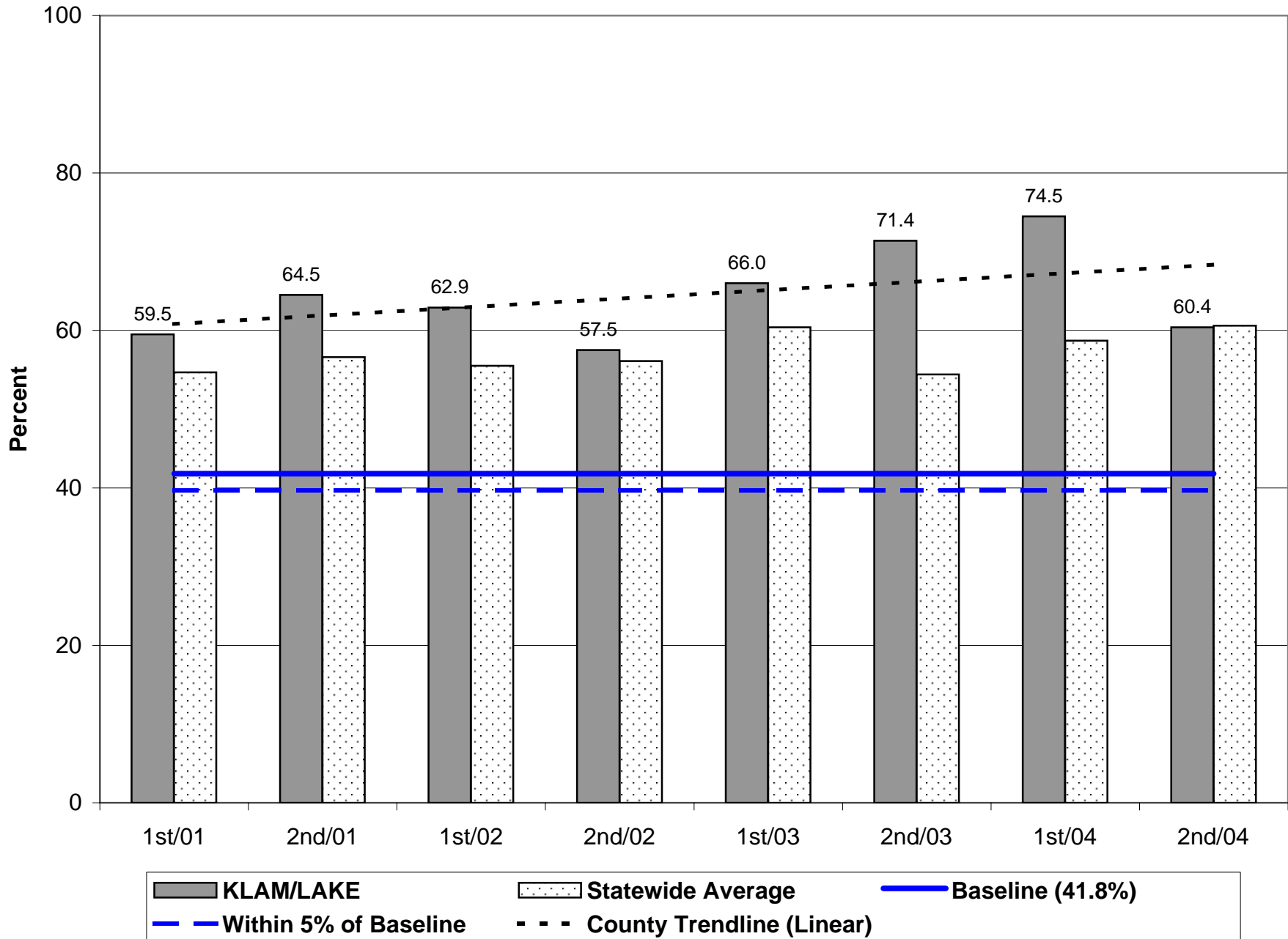
# Parole/Post-Prison Supervision Positive Case Closures - 2nd Half 2004



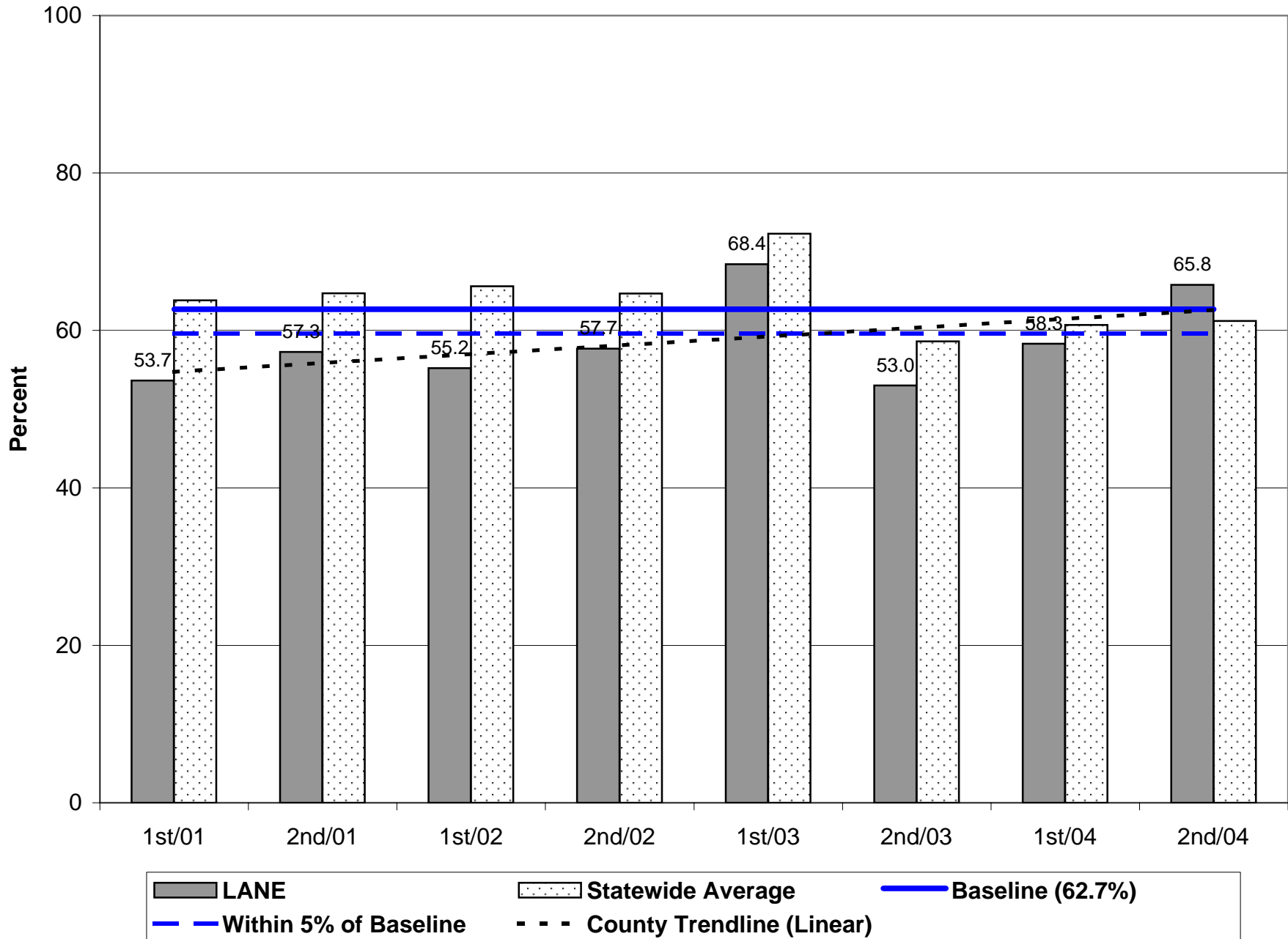
## Probation Positive Case Closures - 2nd Half 2004



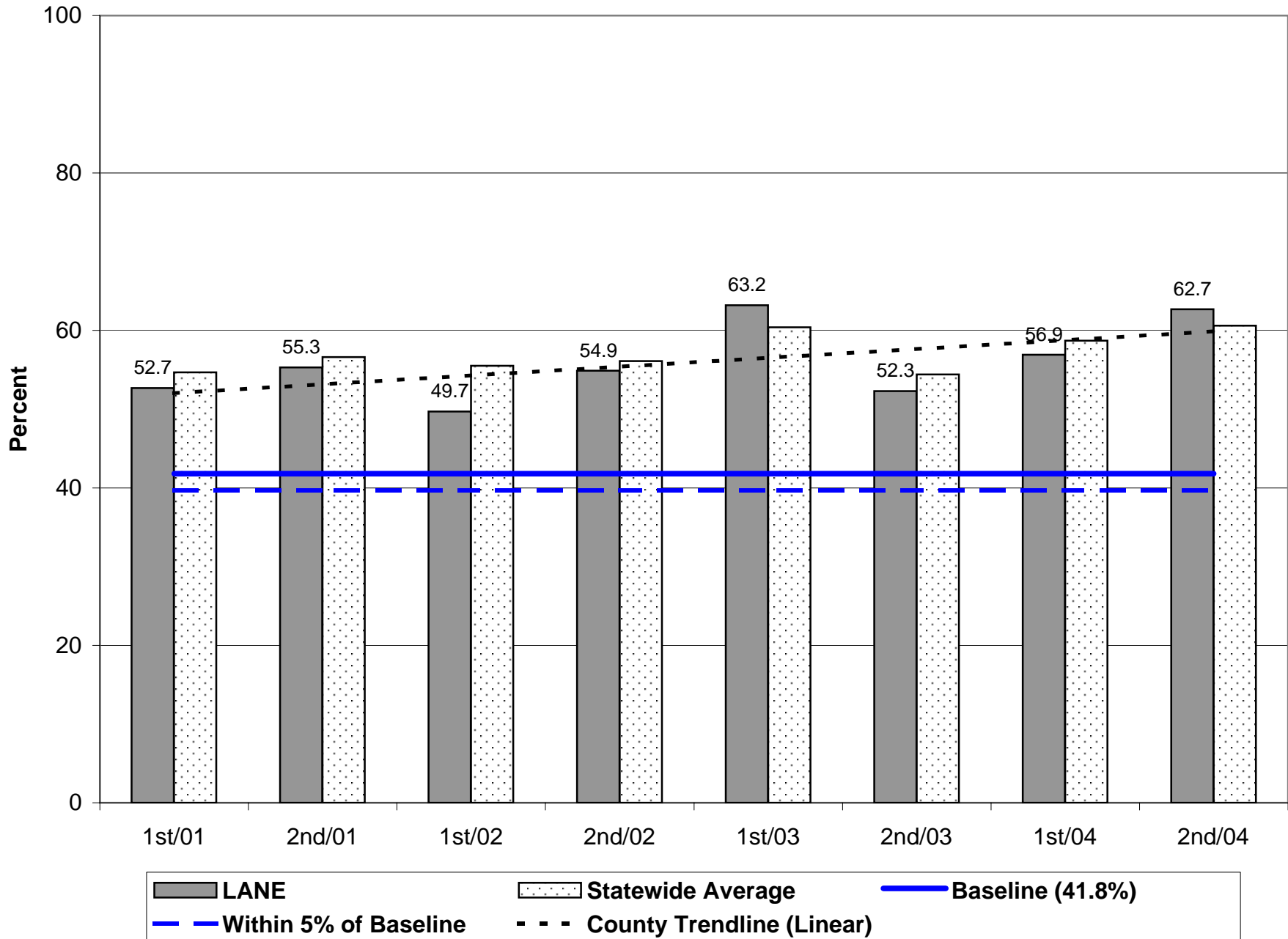
## Parole/Post-Prison Supervision Positive Case Closures - 2nd Half 2004



## Probation Positive Case Closures - 2nd Half 2004

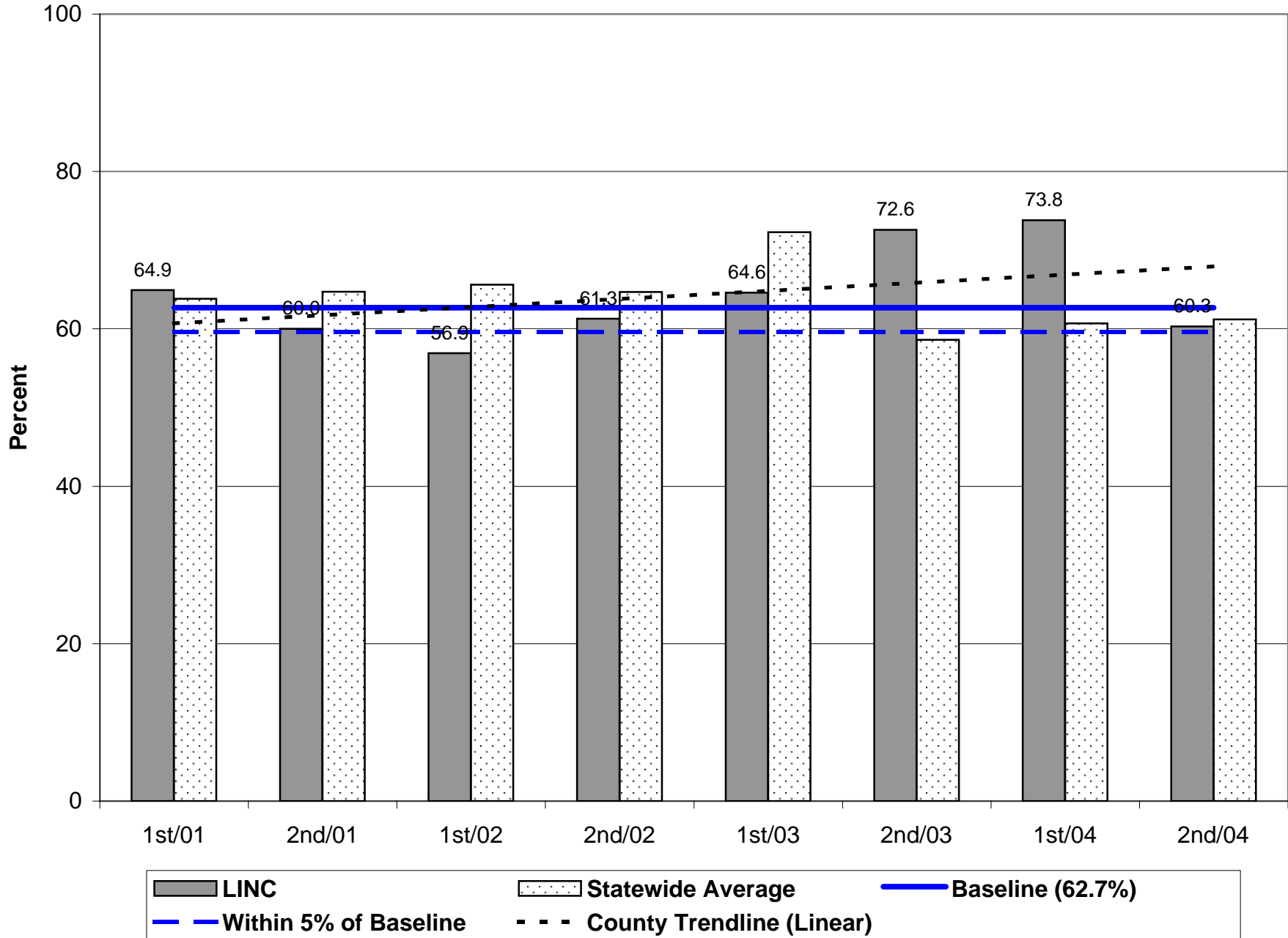


## Parole/Post-Prison Supervision Positive Case Closures - 2nd Half 2004

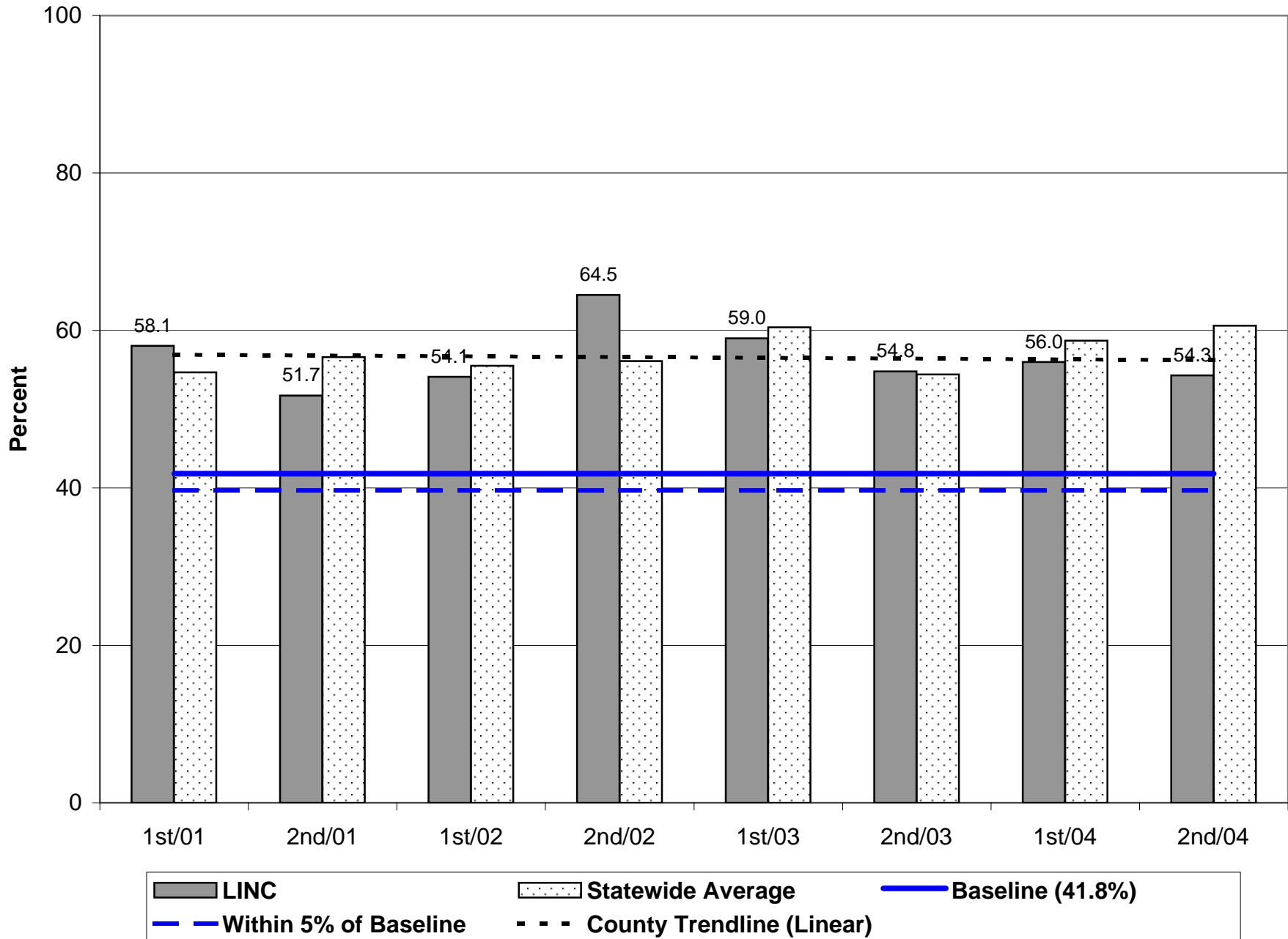




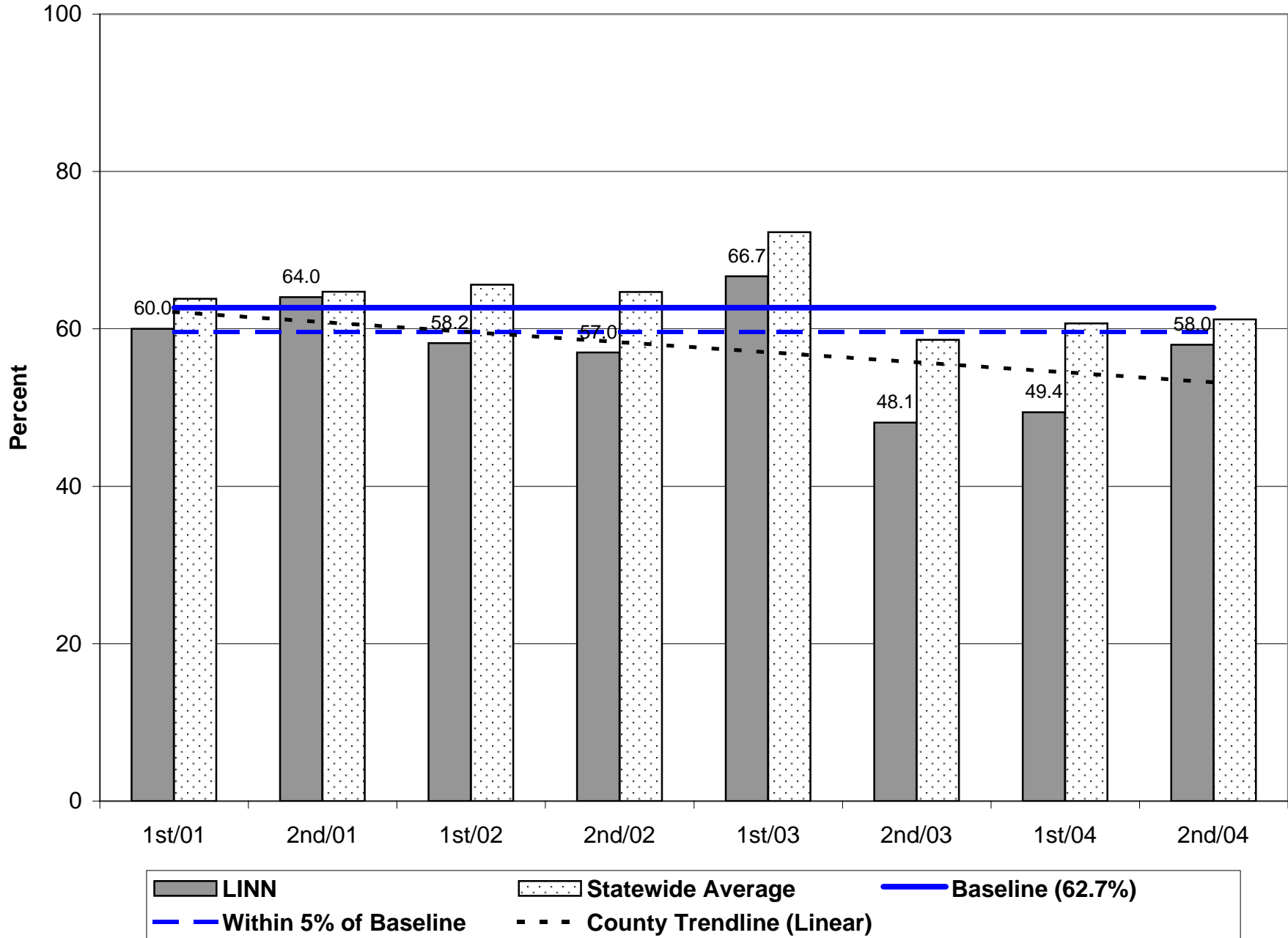
## Probation Positive Case Closures - 2nd Half 2004



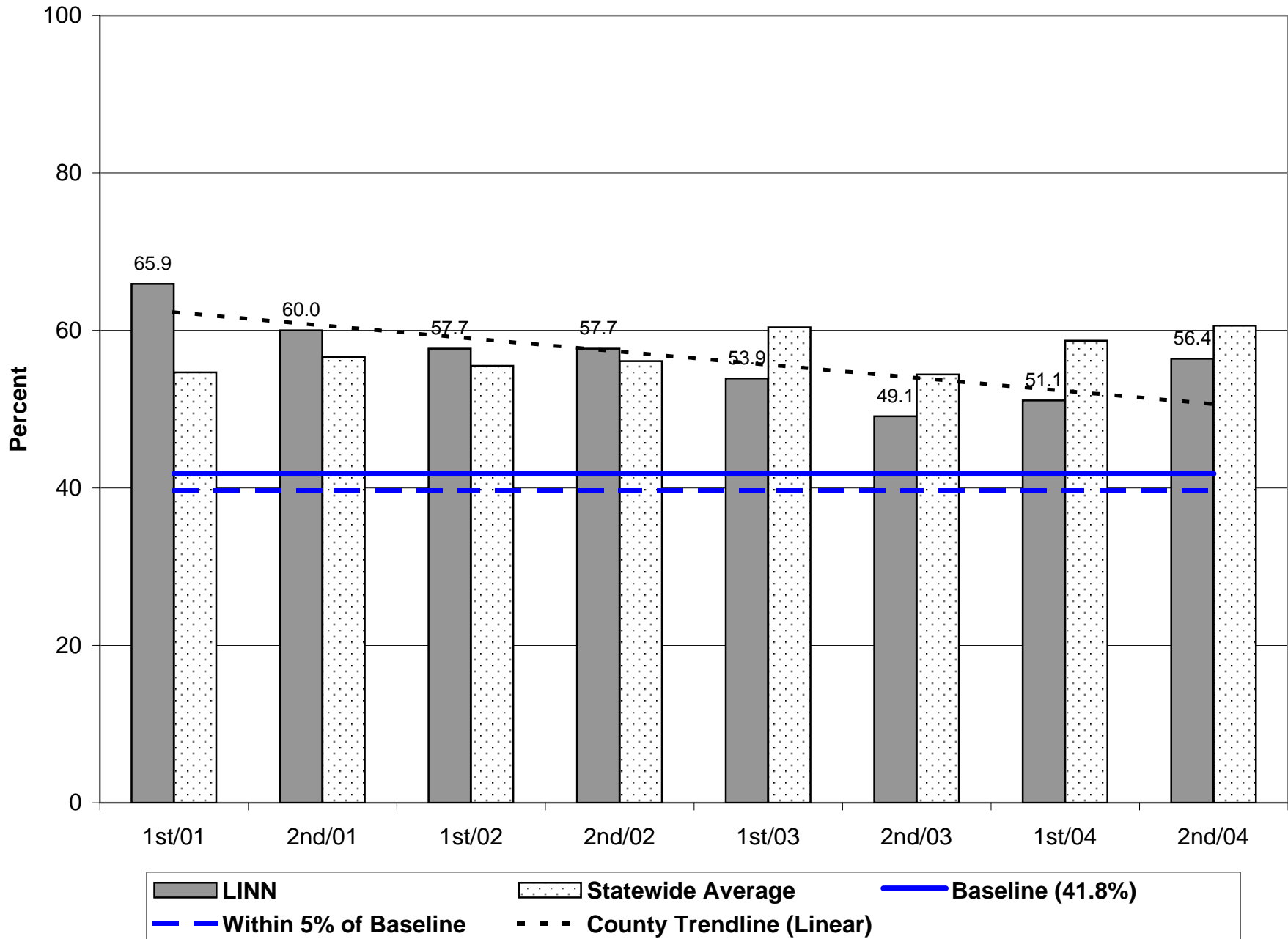
## Parole/Post-Prison Supervision Positive Case Closures - 2nd Half 2004



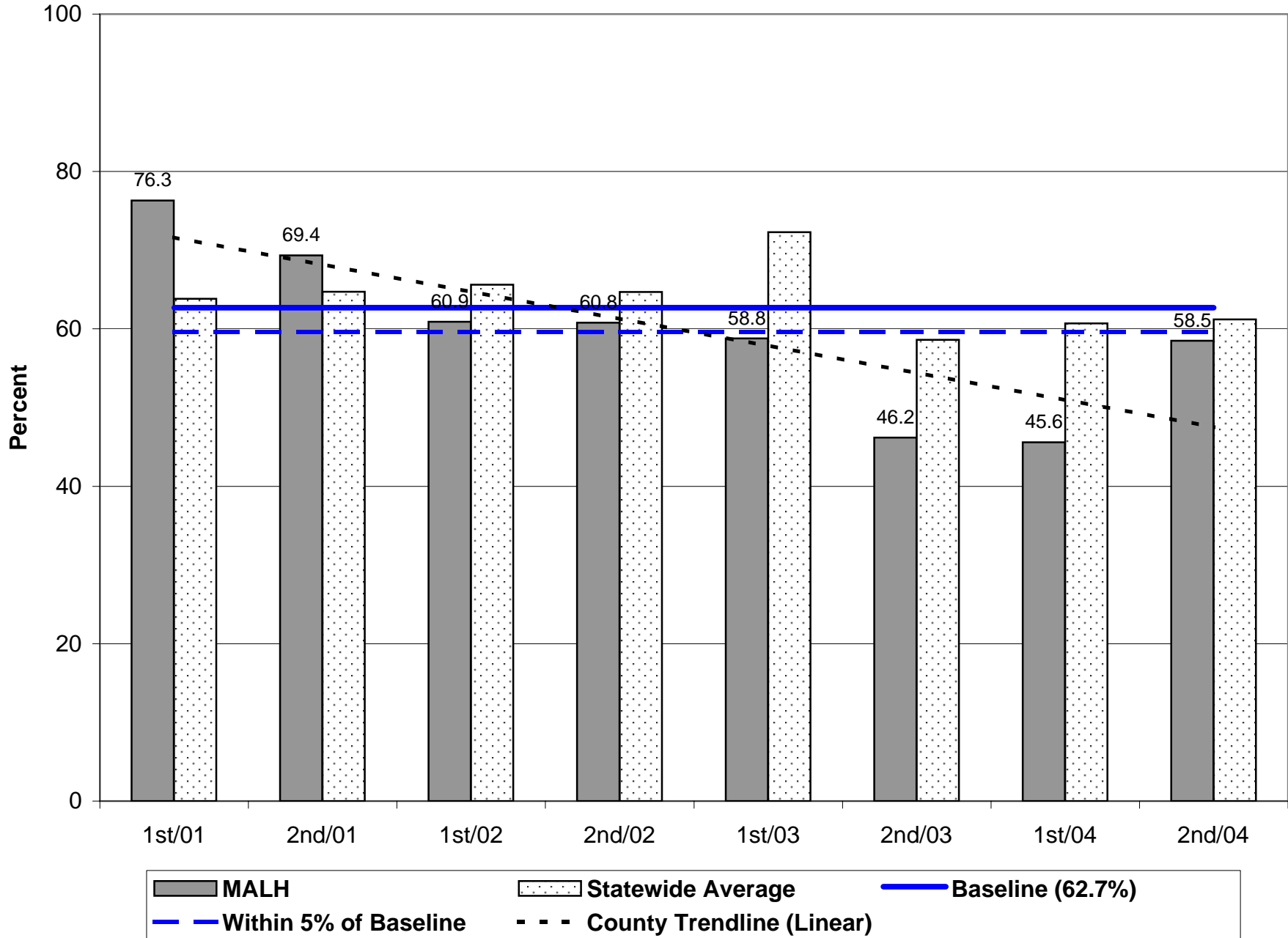
## Probation Positive Case Closures - 2nd Half 2004



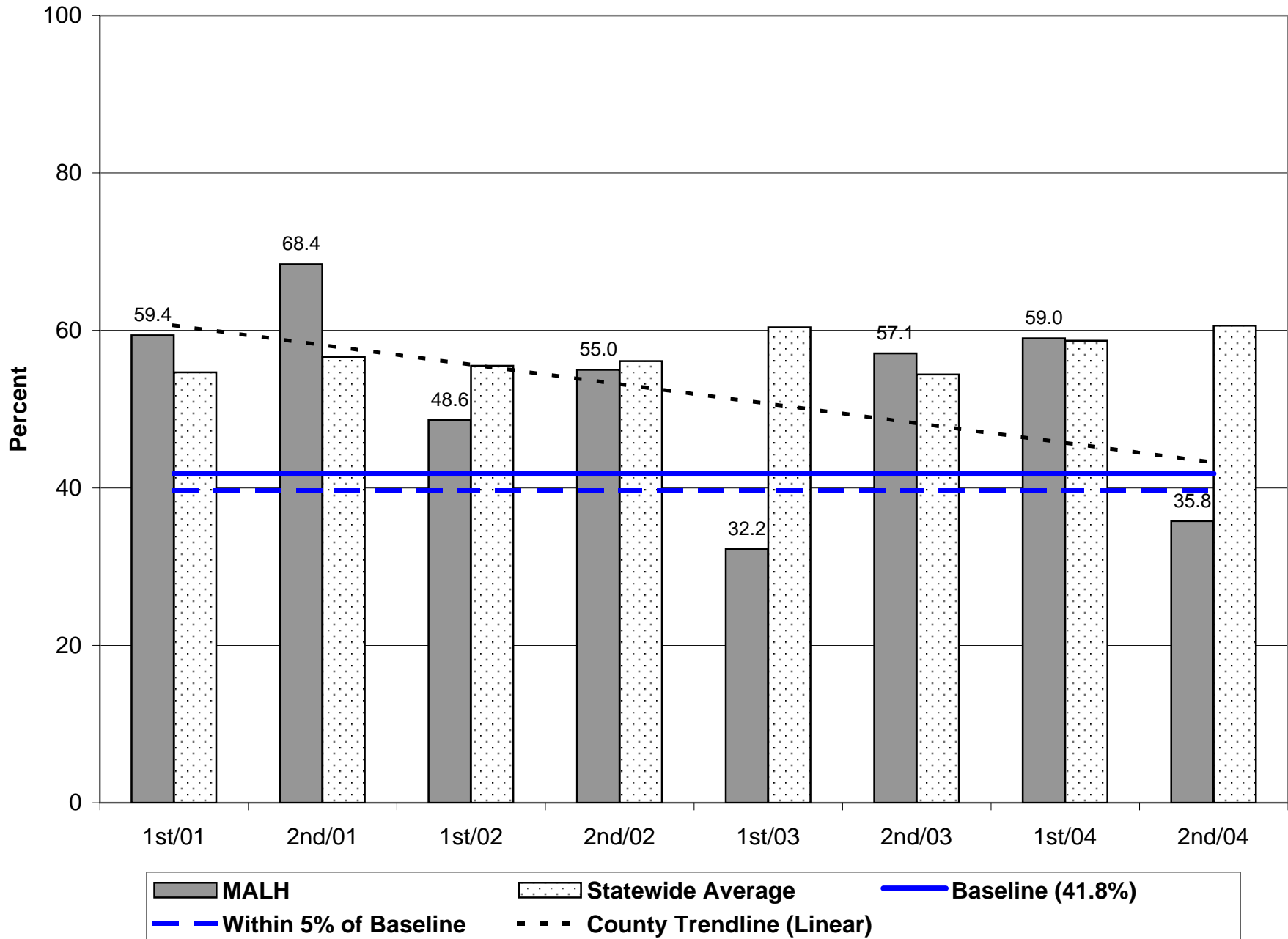
## Parole/Post-Prison Supervision Positive Case Closures - 2nd Half 2004



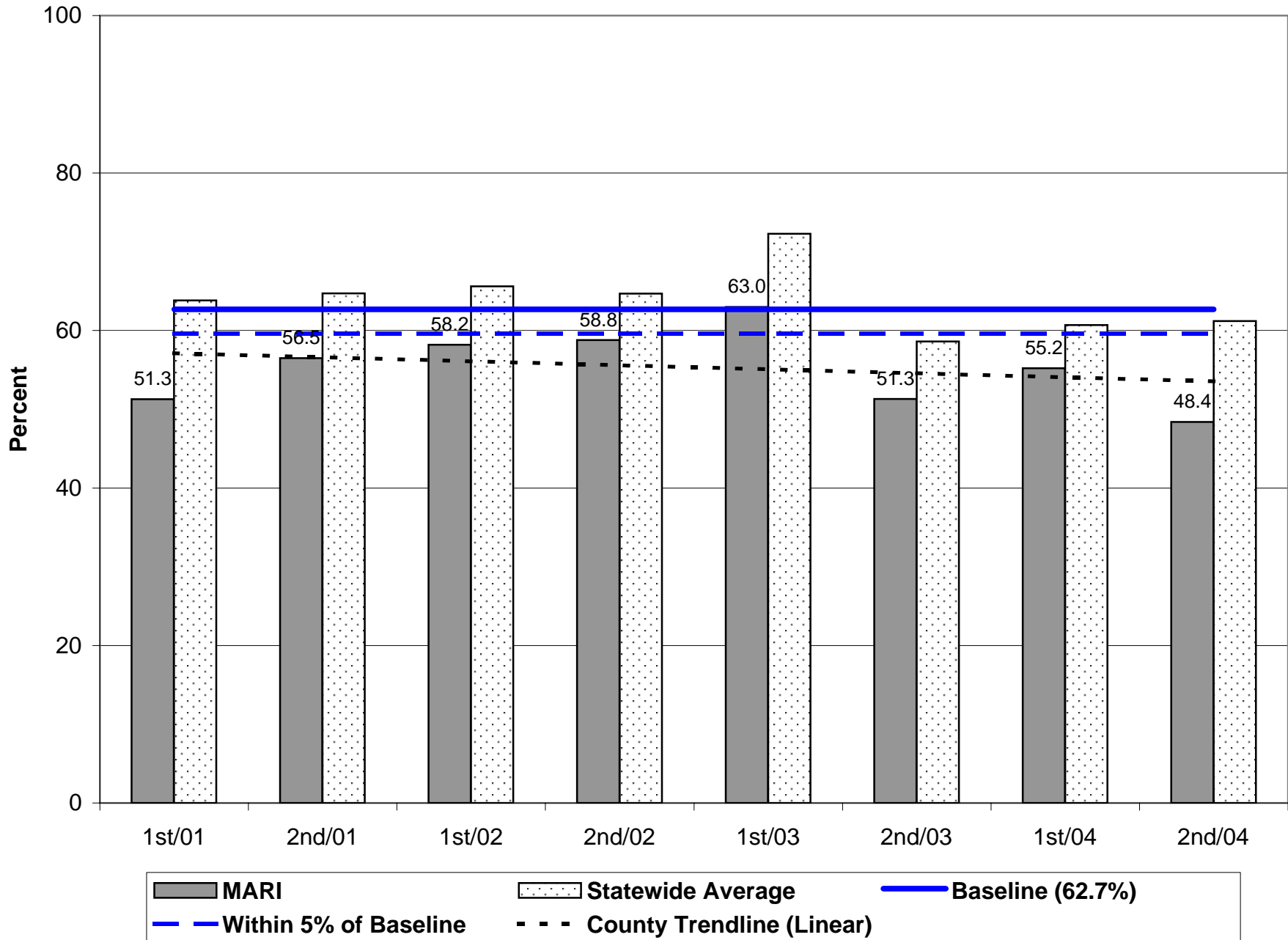
## Probation Positive Case Closures - 2nd Half 2004



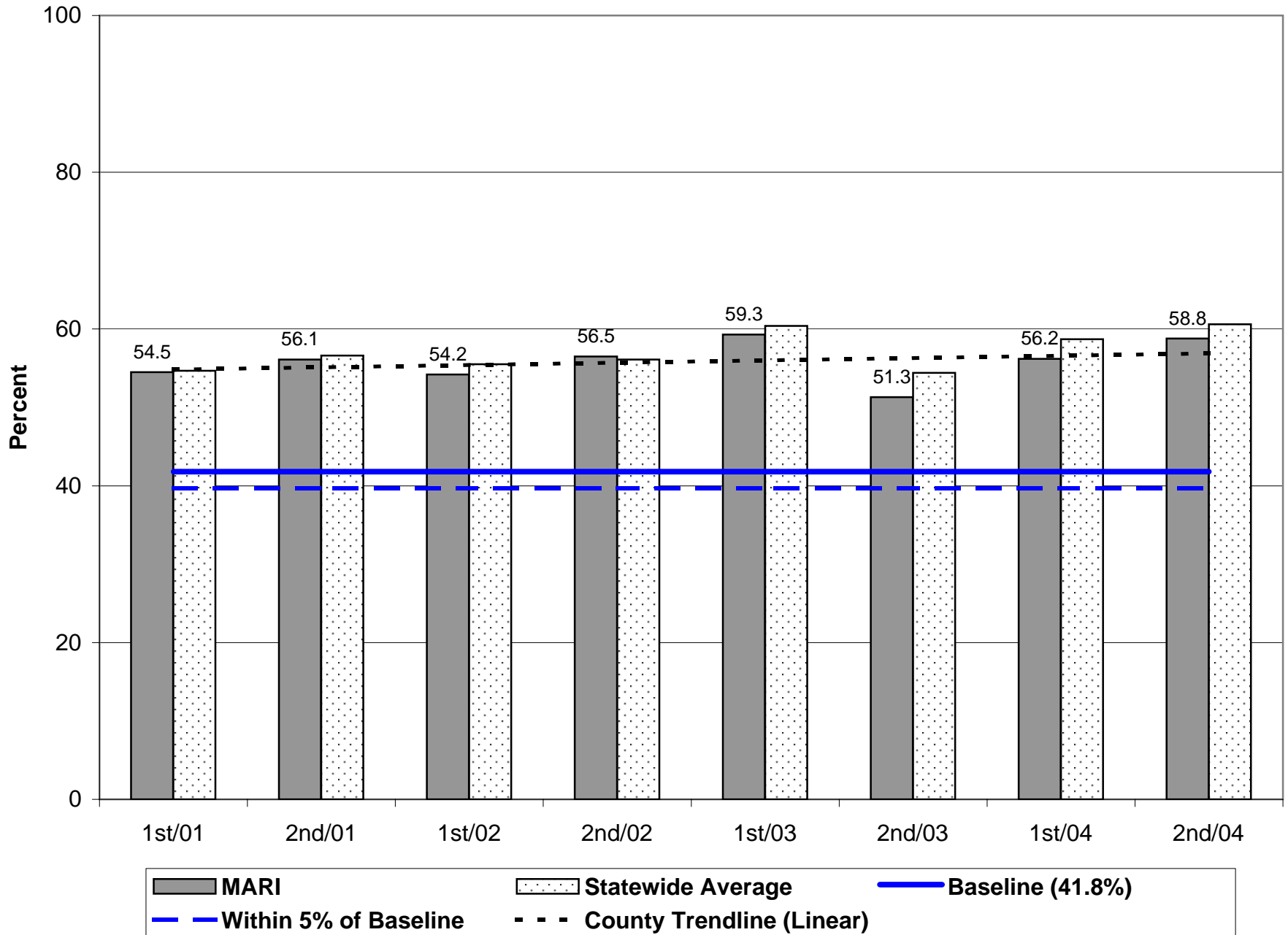
## Parole/Post-Prison Supervision Positive Case Closures - 2nd Half 2004



## Probation Positive Case Closures - 2nd Half 2004

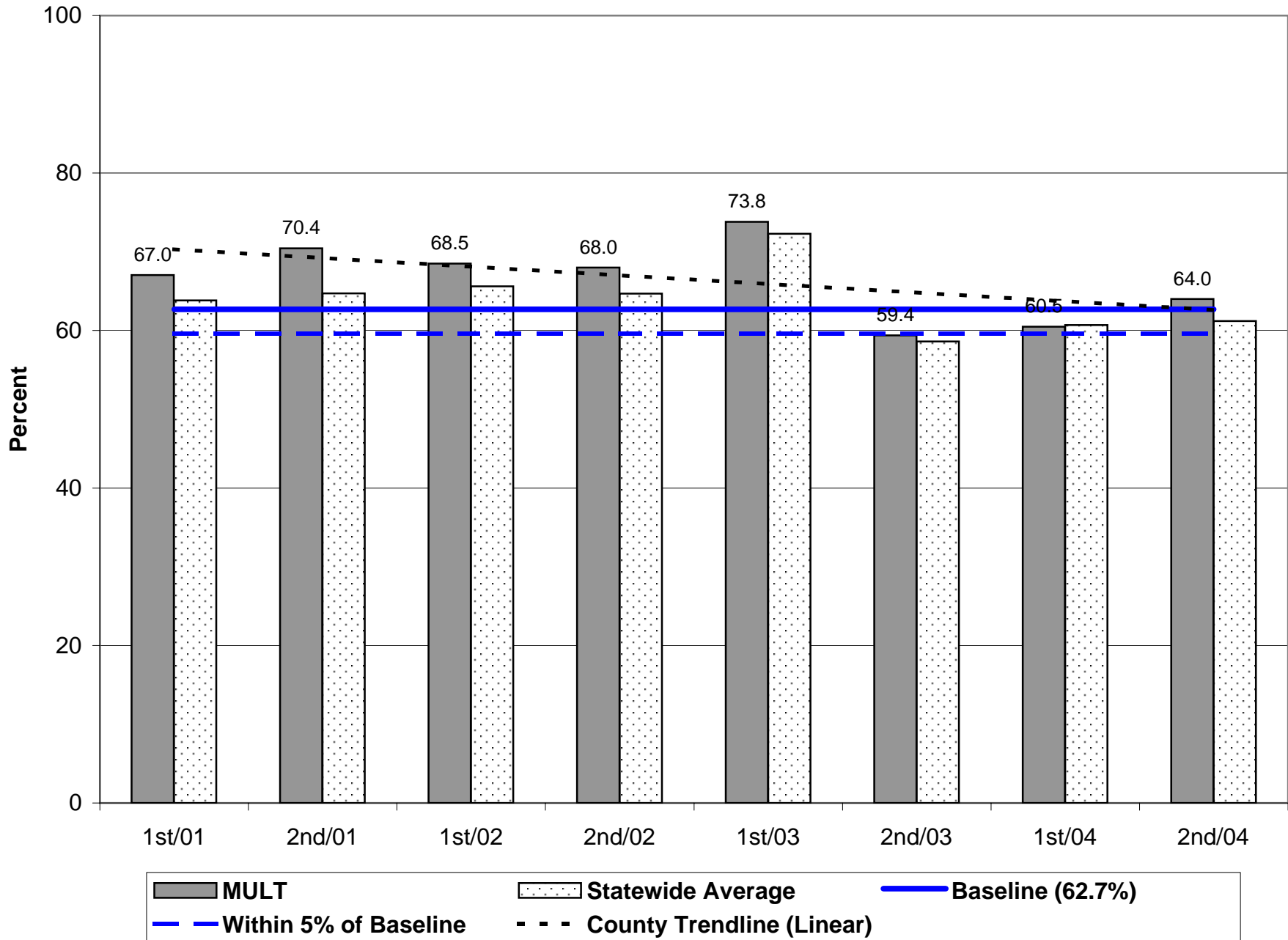


# Parole/Post-Prison Supervision Positive Case Closures - 2nd Half 2004

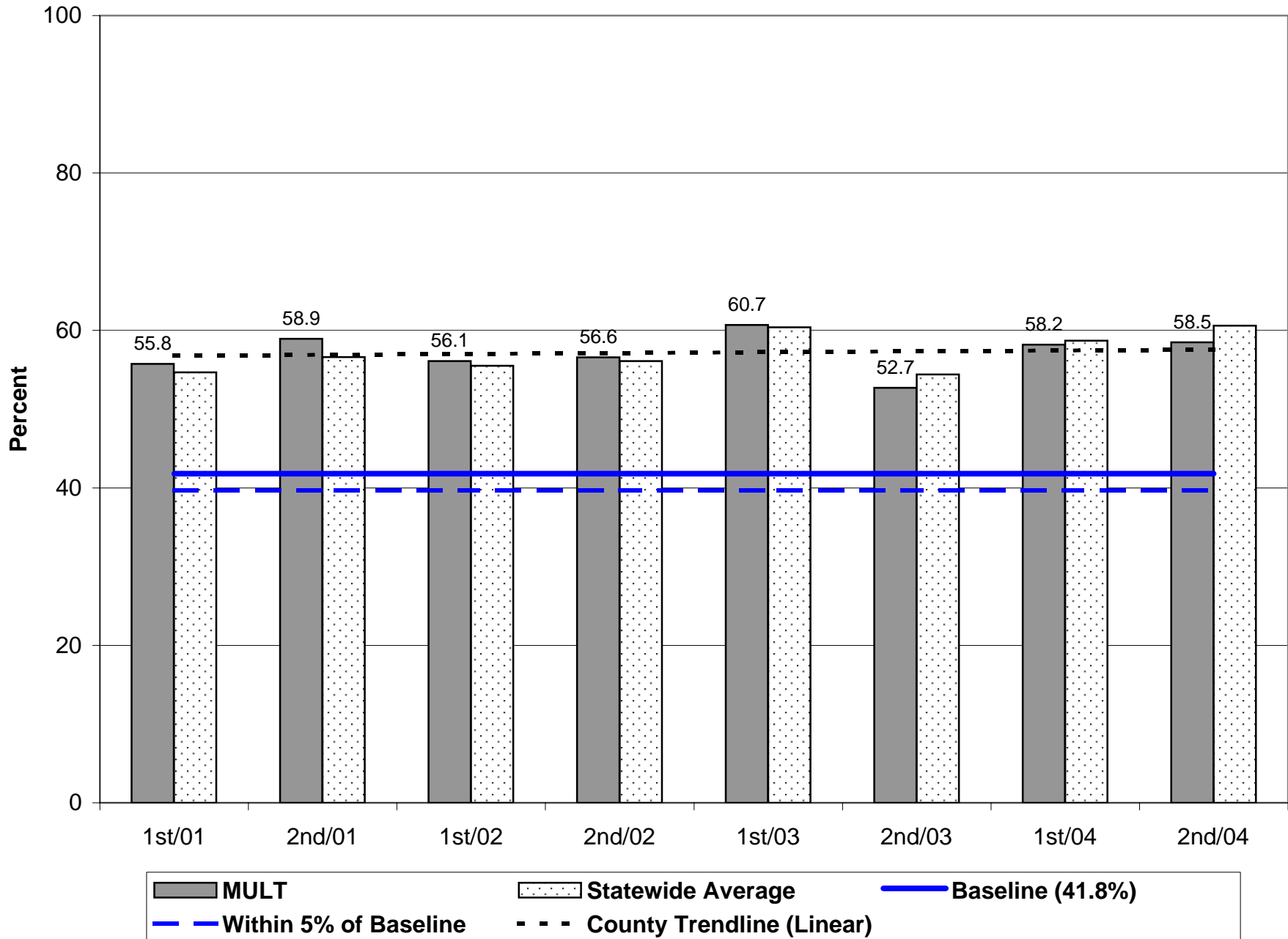




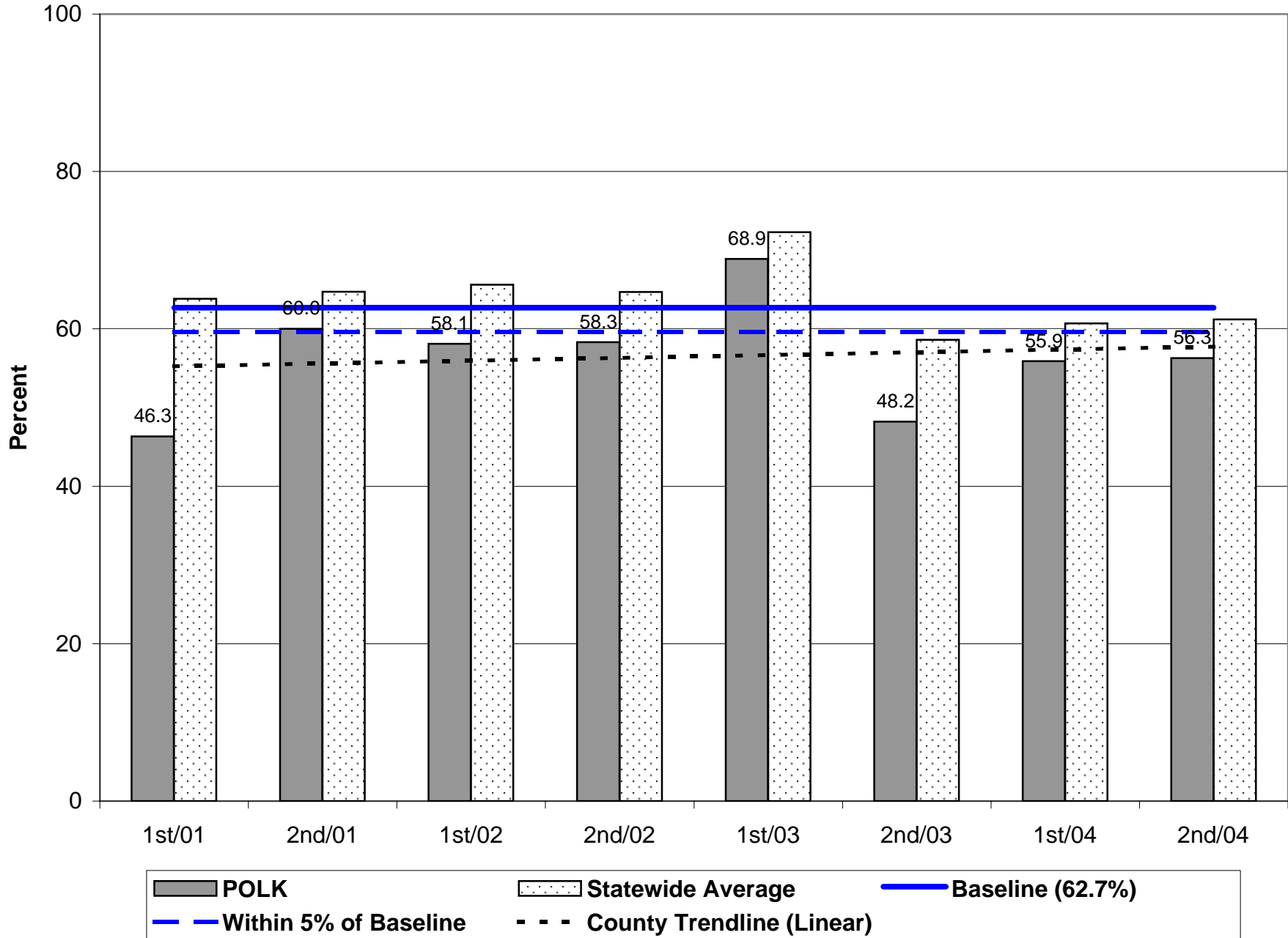
## Probation Positive Case Closures - 2nd Half 2004



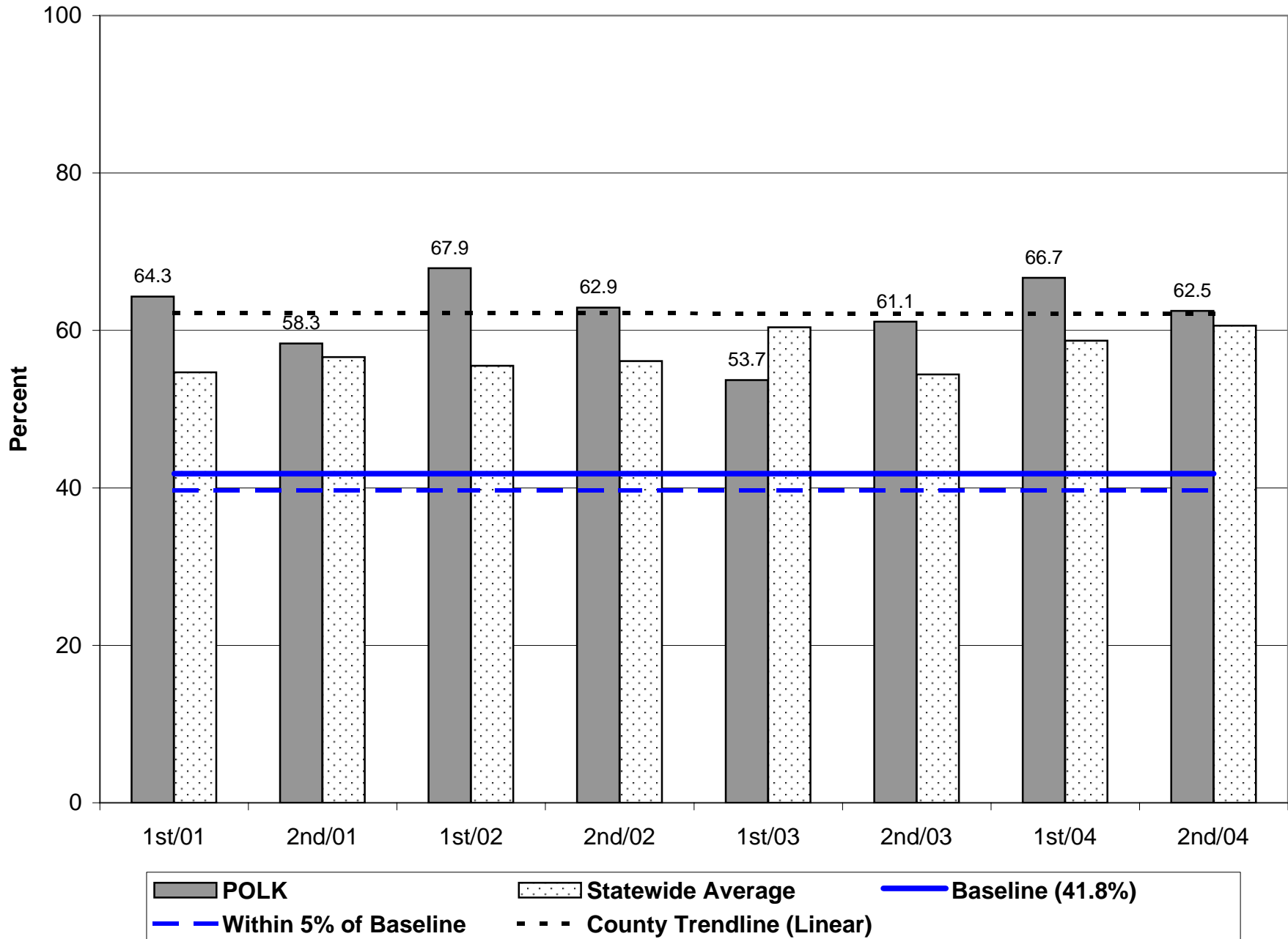
## Parole/Post-Prison Supervision Positive Case Closures - 2nd Half 2004



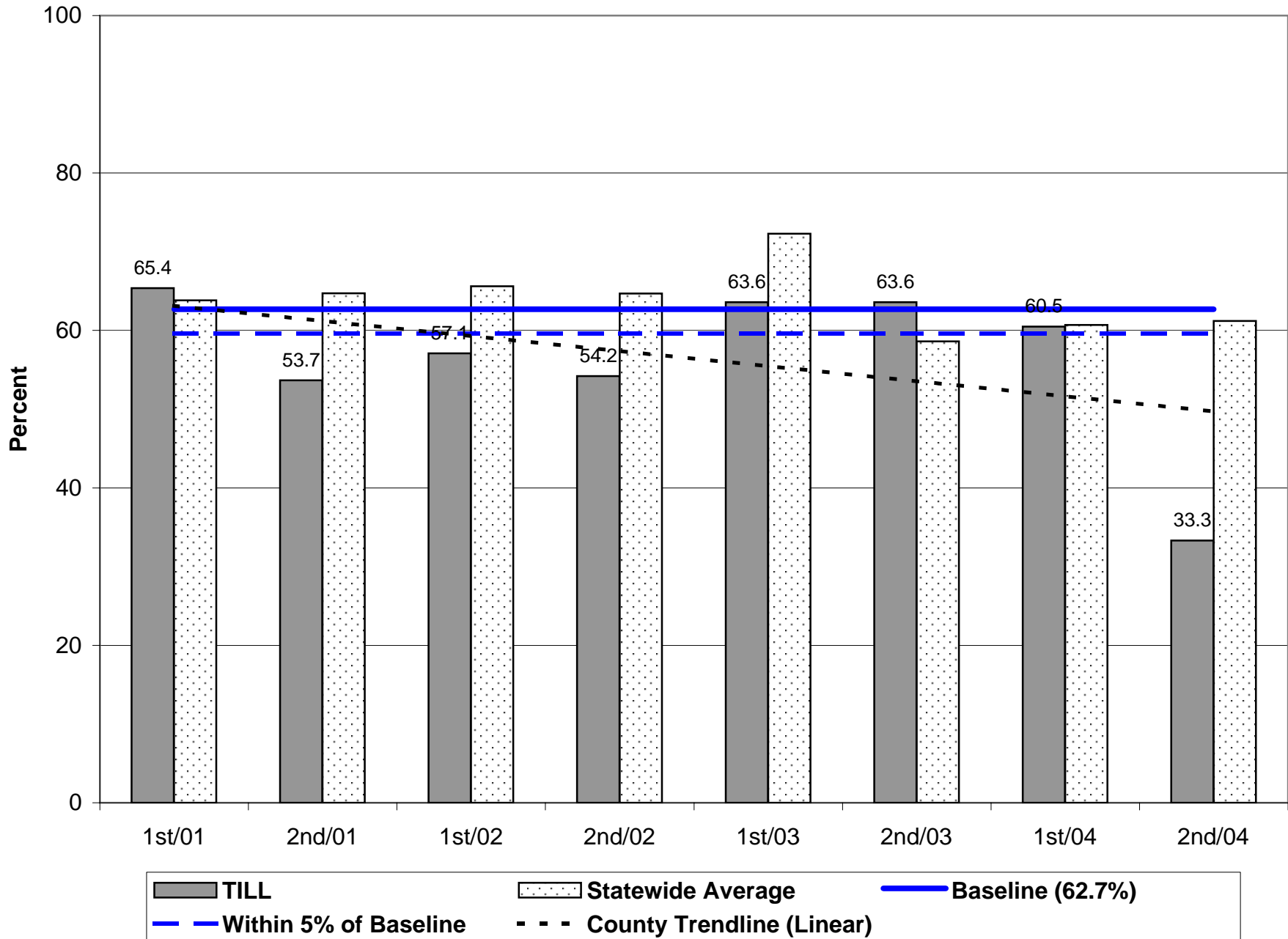
## Probation Positive Case Closures - 2nd Half 2004



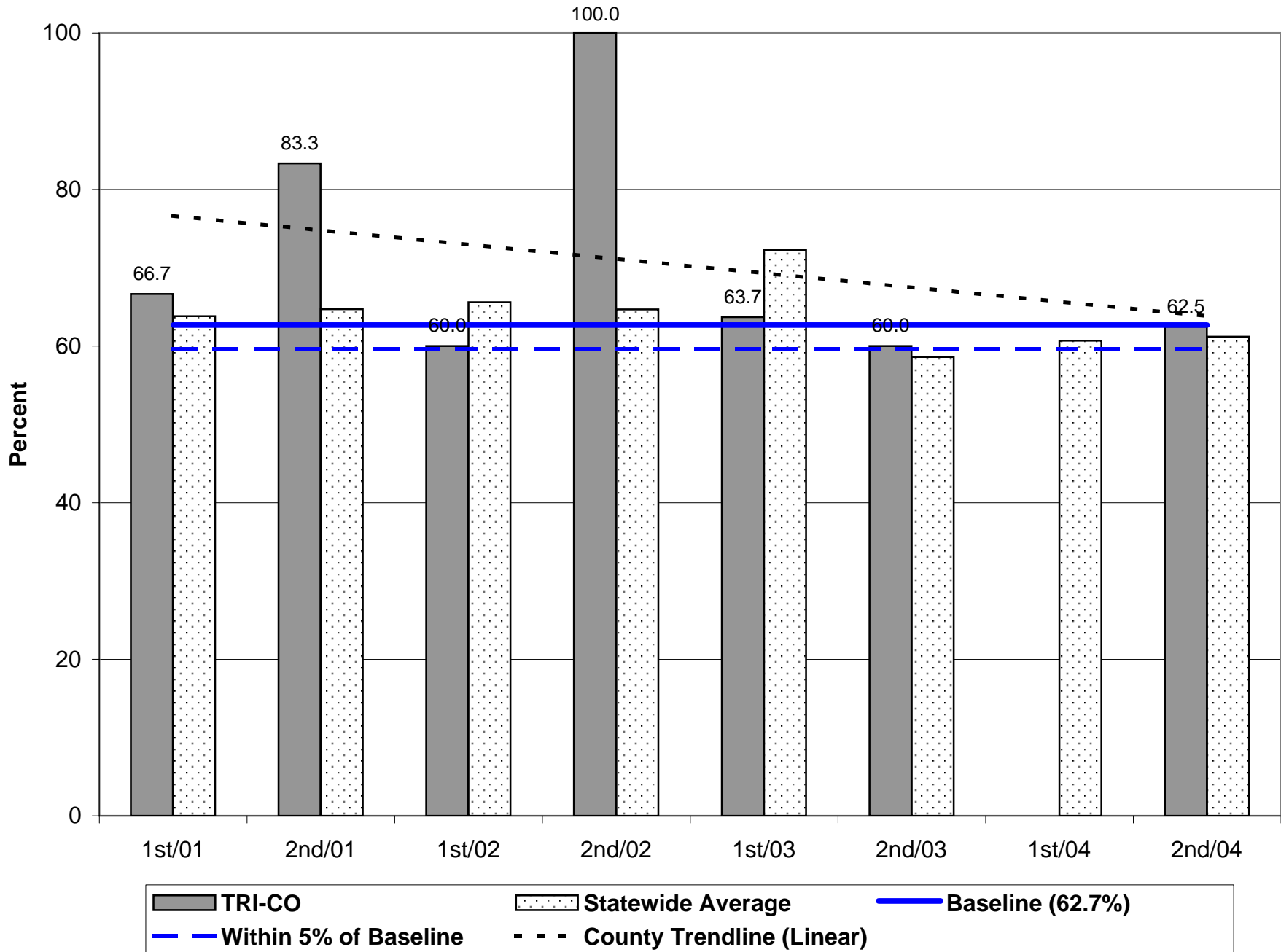
## Parole/Post-Prison Supervision Positive Case Closures - 2nd Half 2004



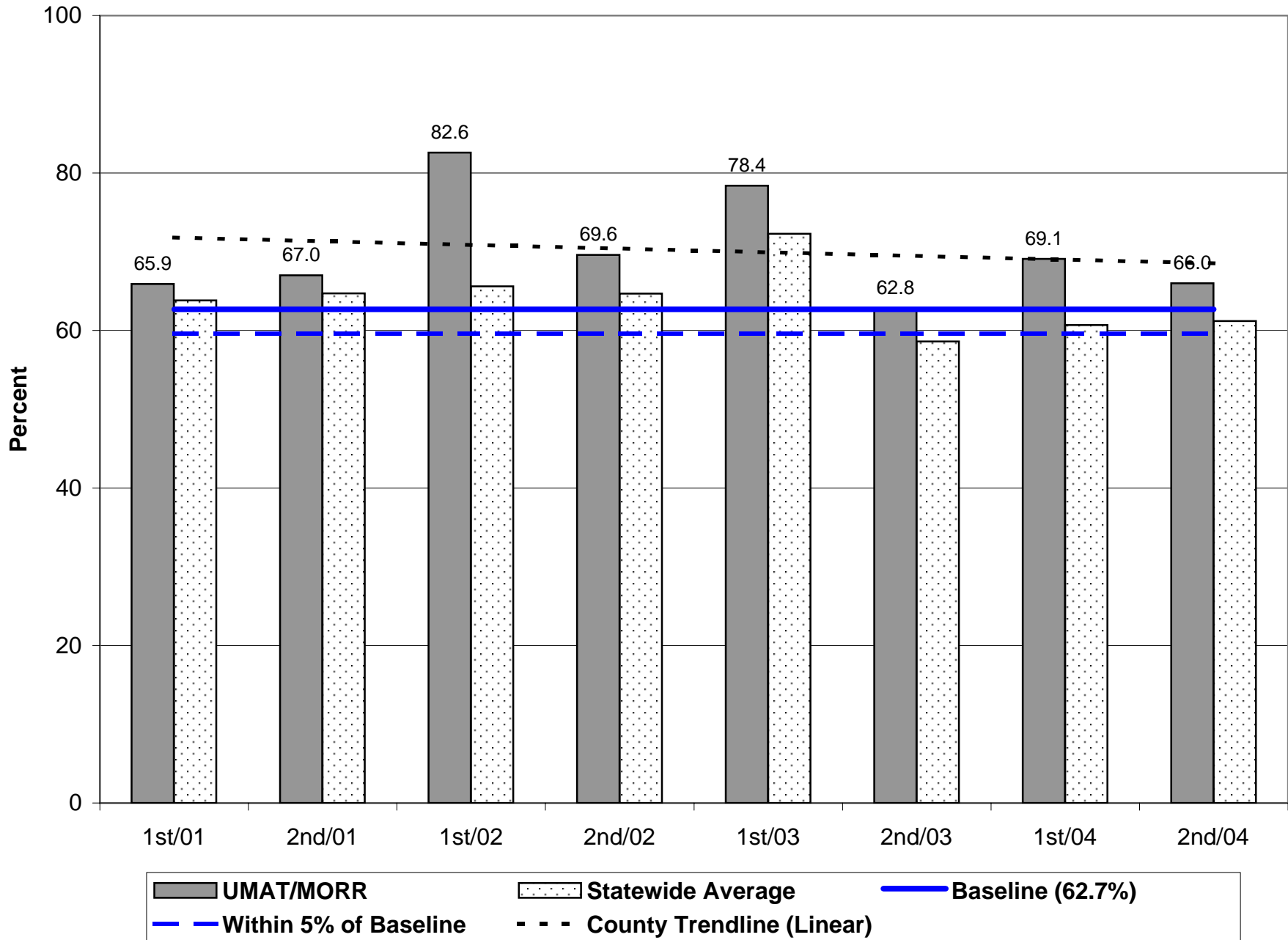
## Probation Positive Case Closures - 2nd Half 2004



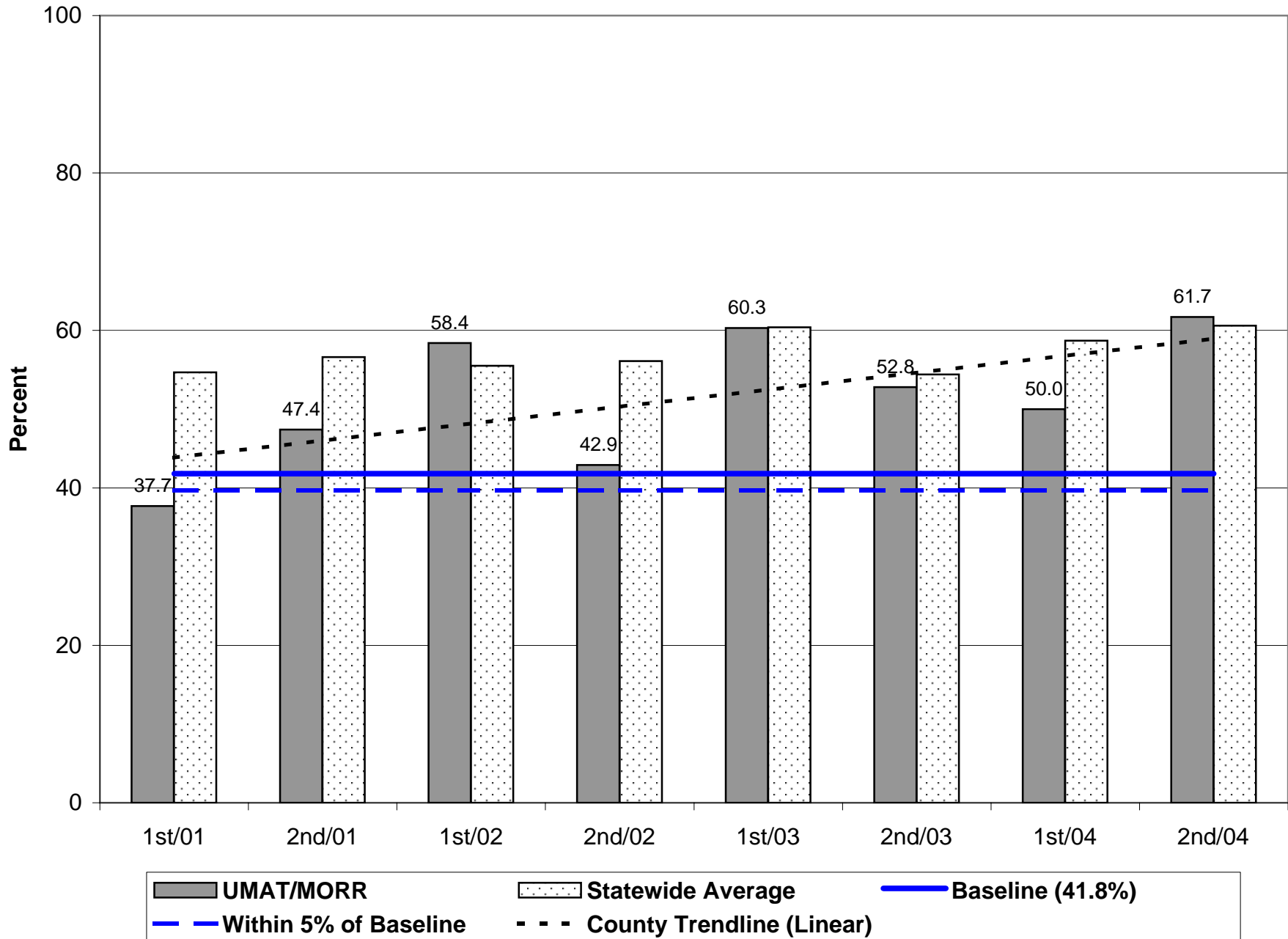
## Probation Positive Case Closures - 2nd Half 2004



## Probation Positive Case Closures - 2nd Half 2004

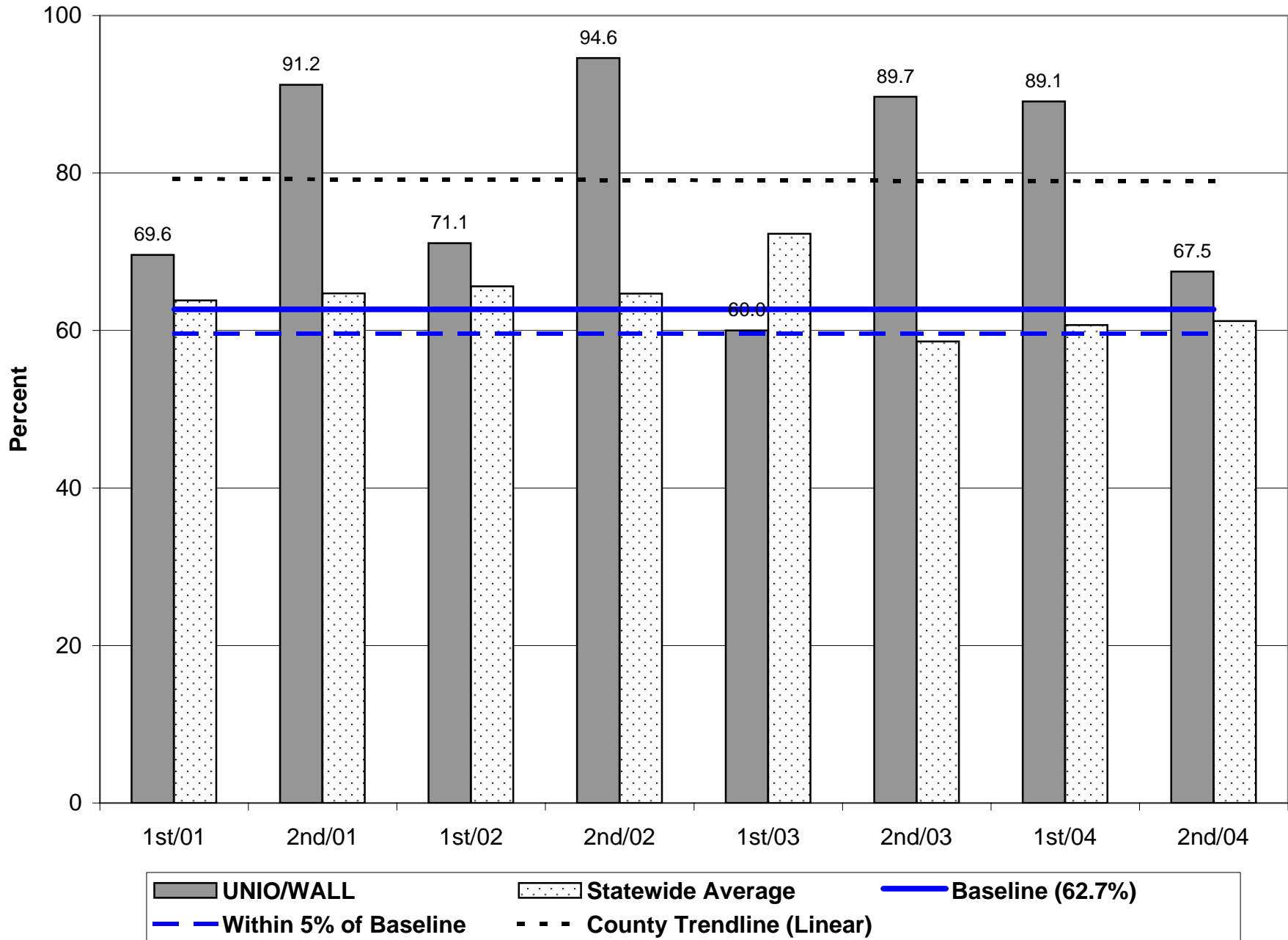


# Parole/Post-Prison Supervision Positive Case Closures - 2nd Half 2004

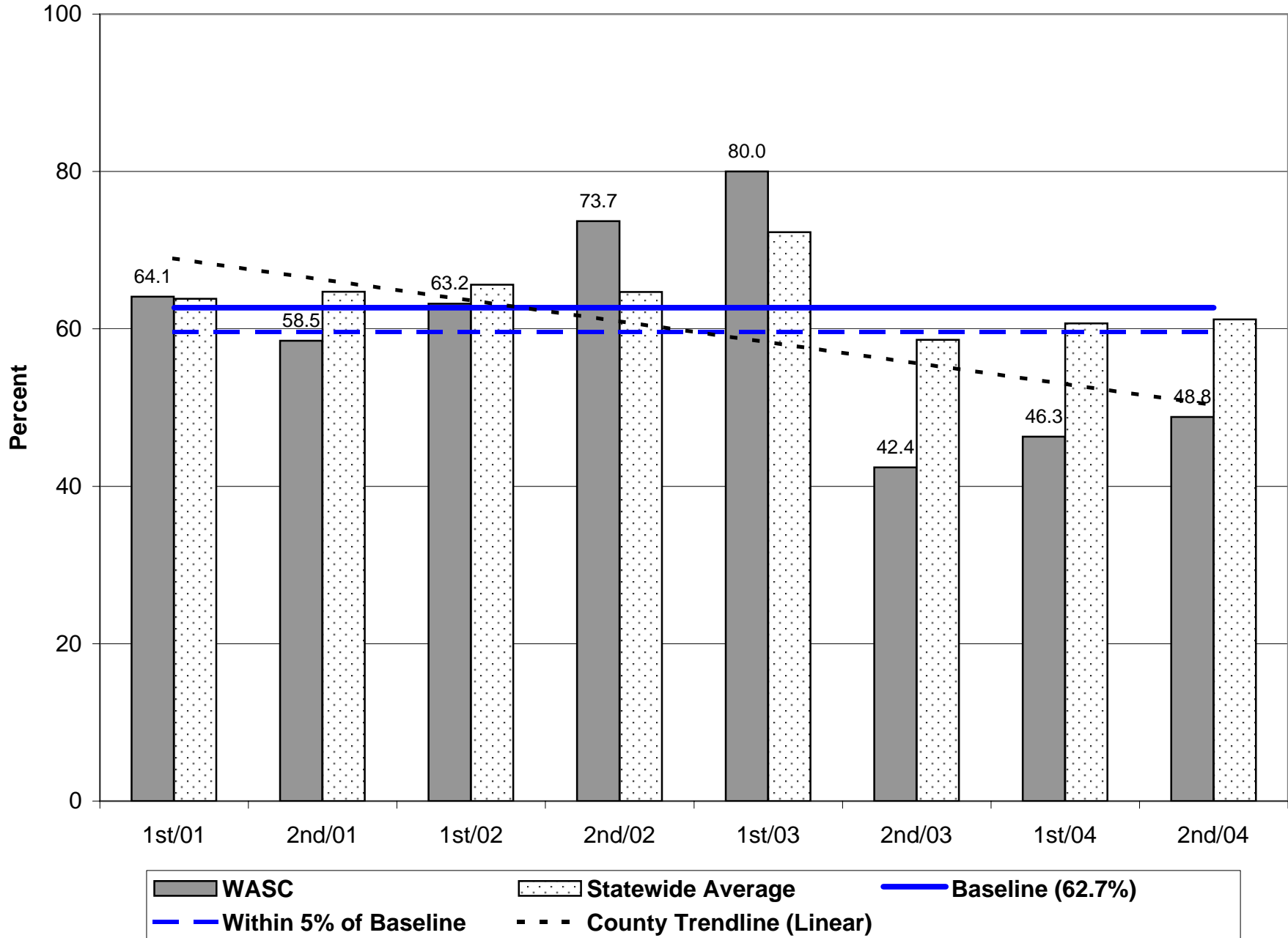




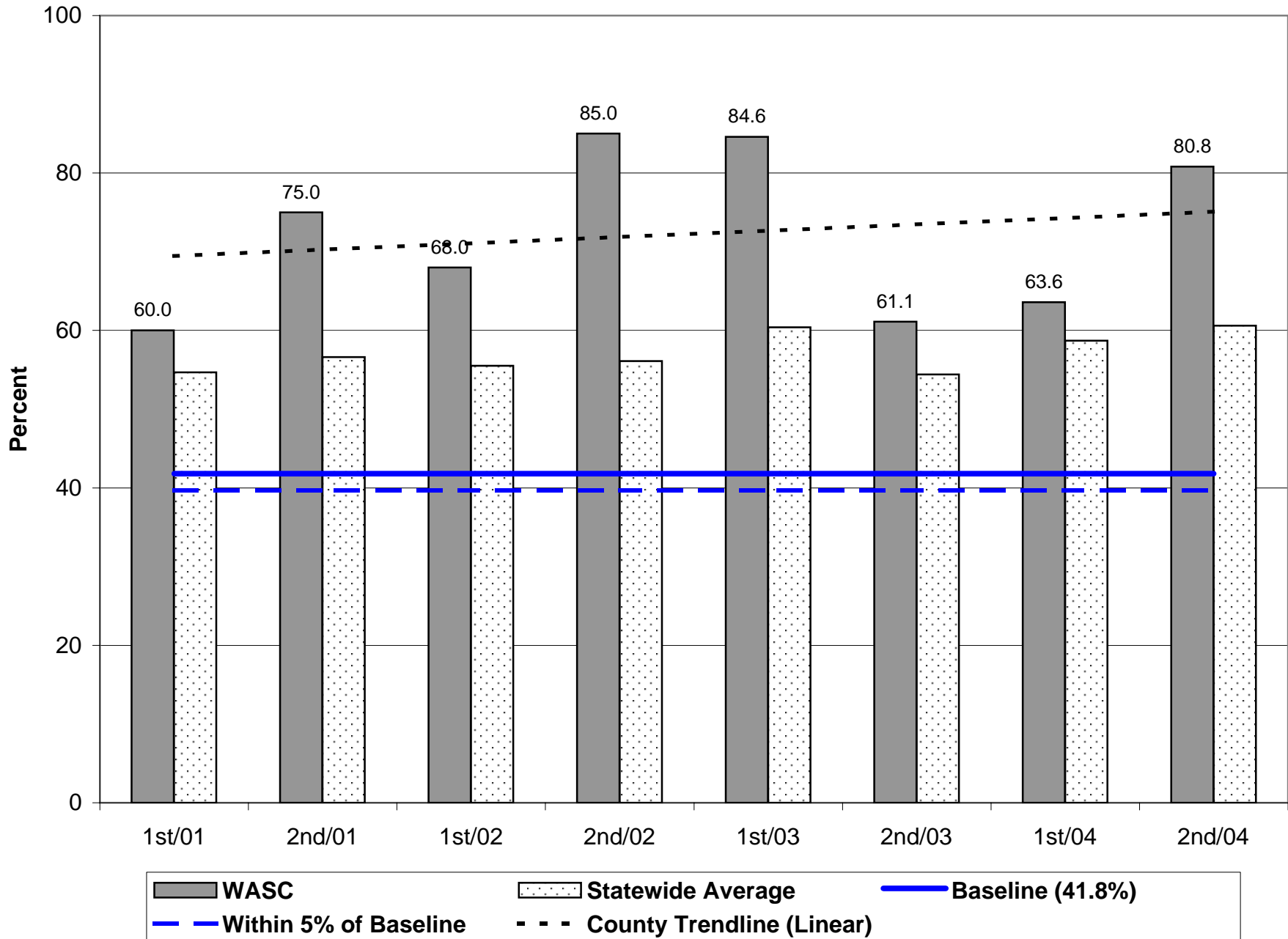
## Probation Positive Case Closures - 2nd Half 2004



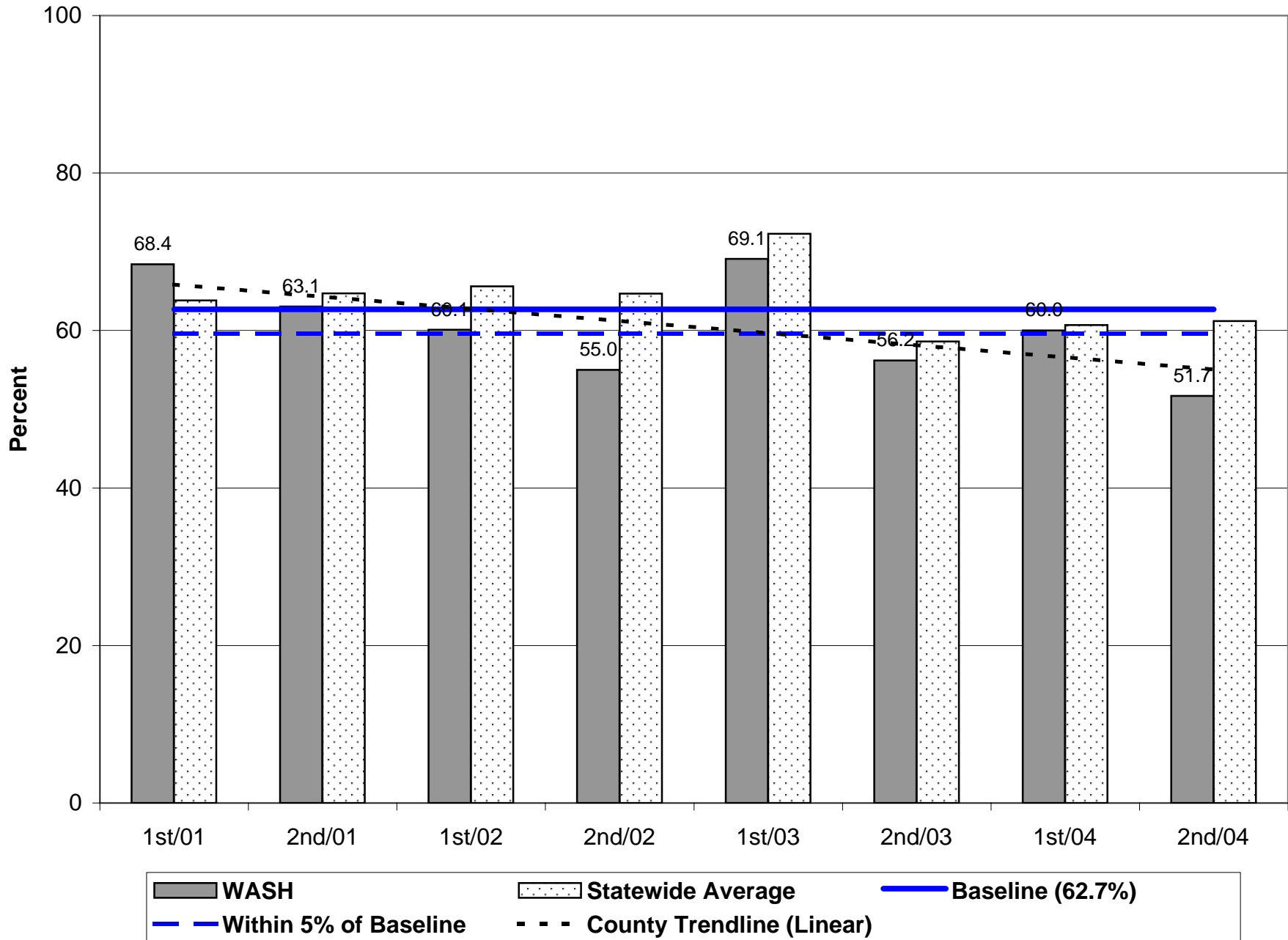
# Probation Positive Case Closures - 2nd Half 2004



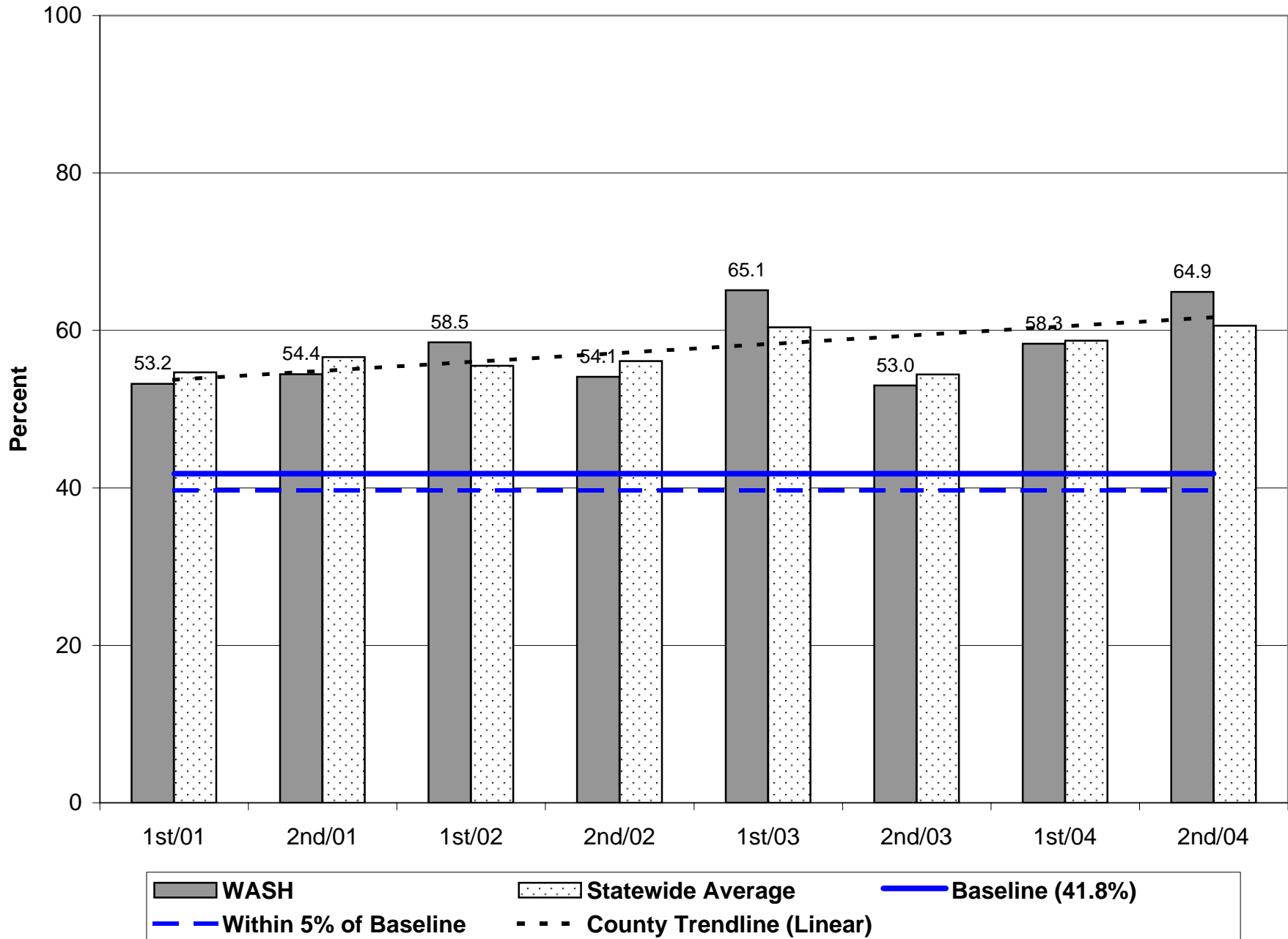
## Parole/Post-Prison Supervision Positive Case Closures - 2nd Half 2004



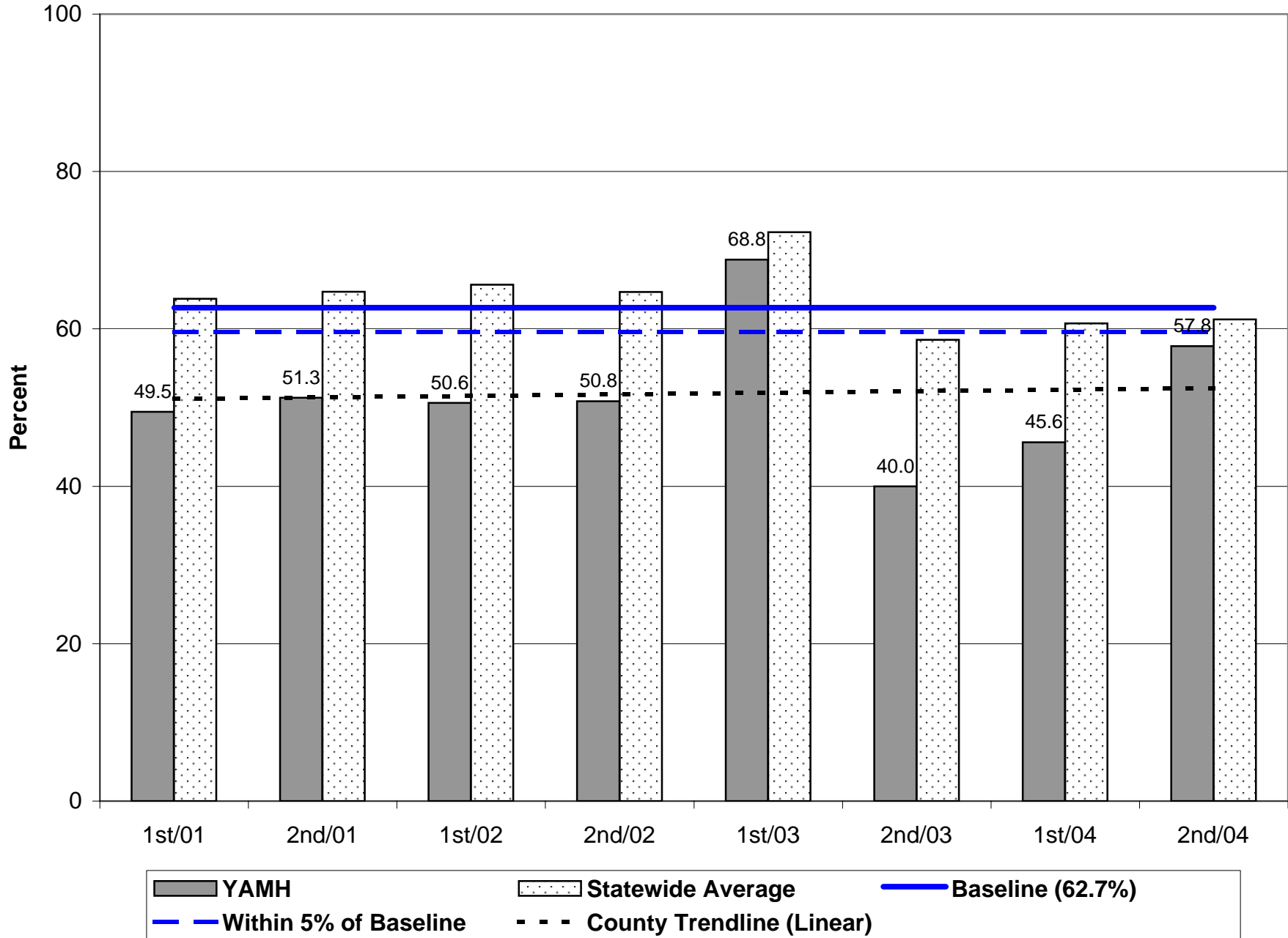
## Probation Positive Case Closures - 2nd Half 2004



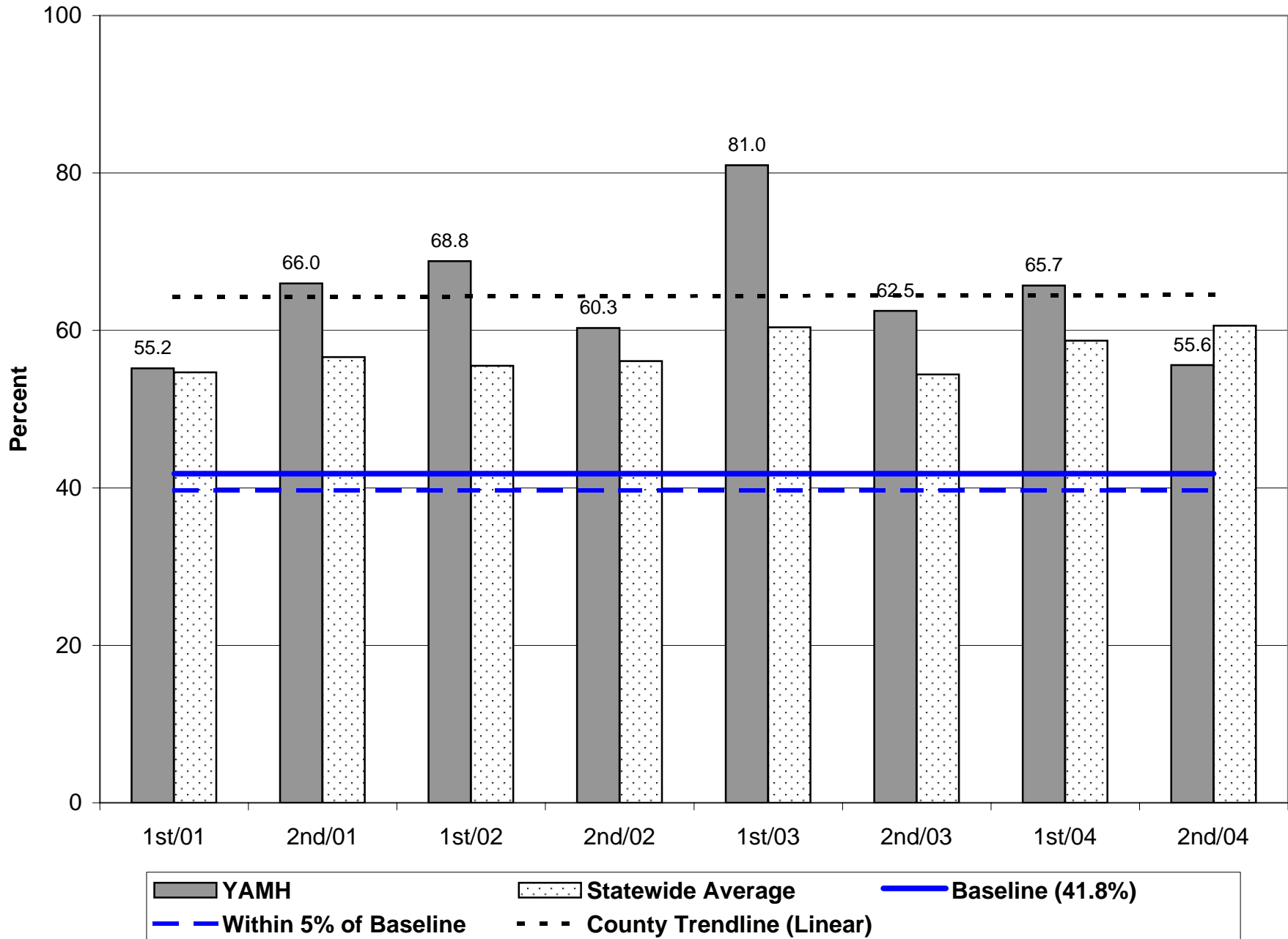
## Parole/Post-Prison Supervision Positive Case Closures - 2nd Half 2004



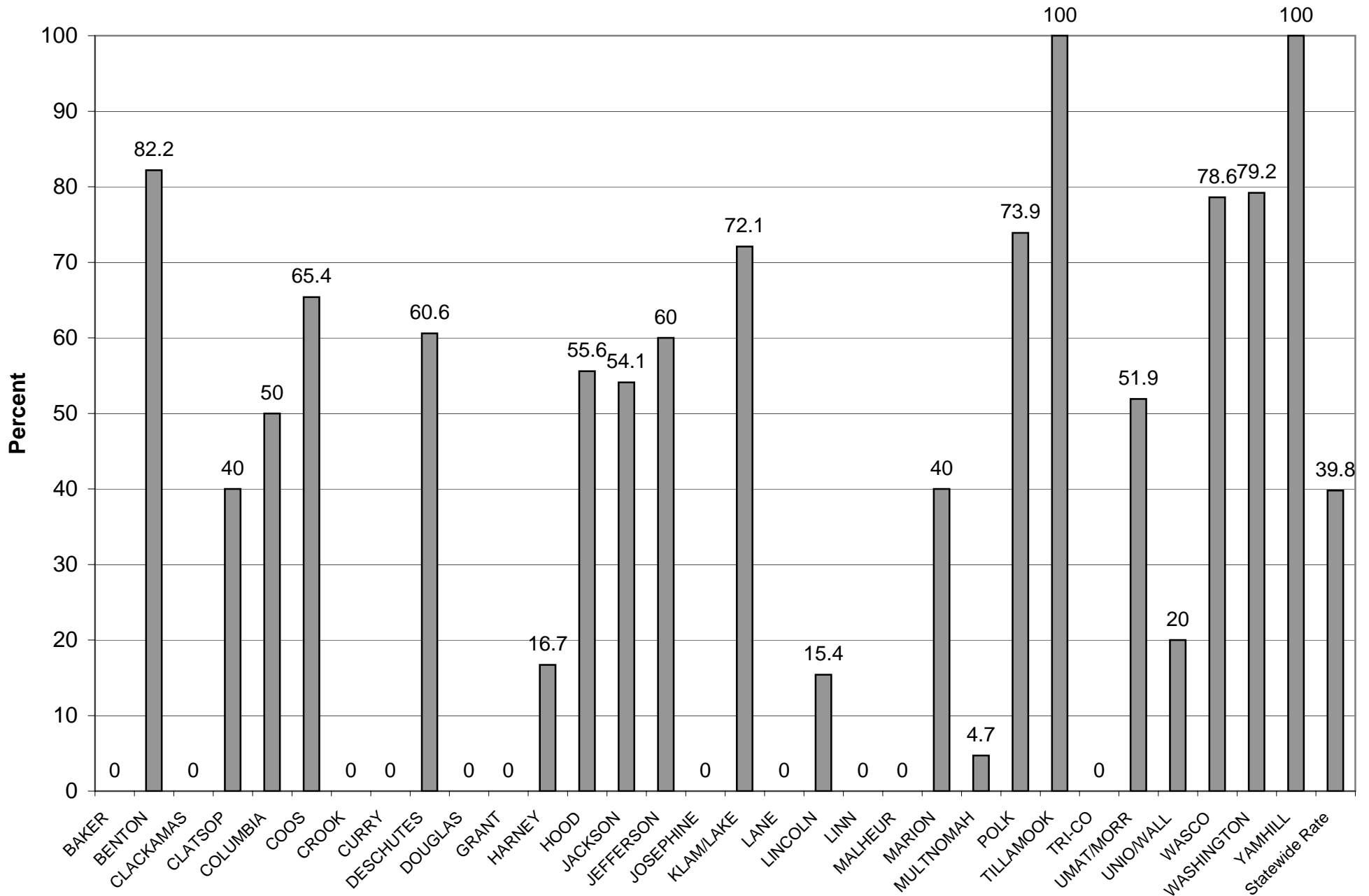
## Probation Positive Case Closures - 2nd Half 2004



## Parole/Post-Prison Supervision Positive Case Closures - 2nd Half 2004

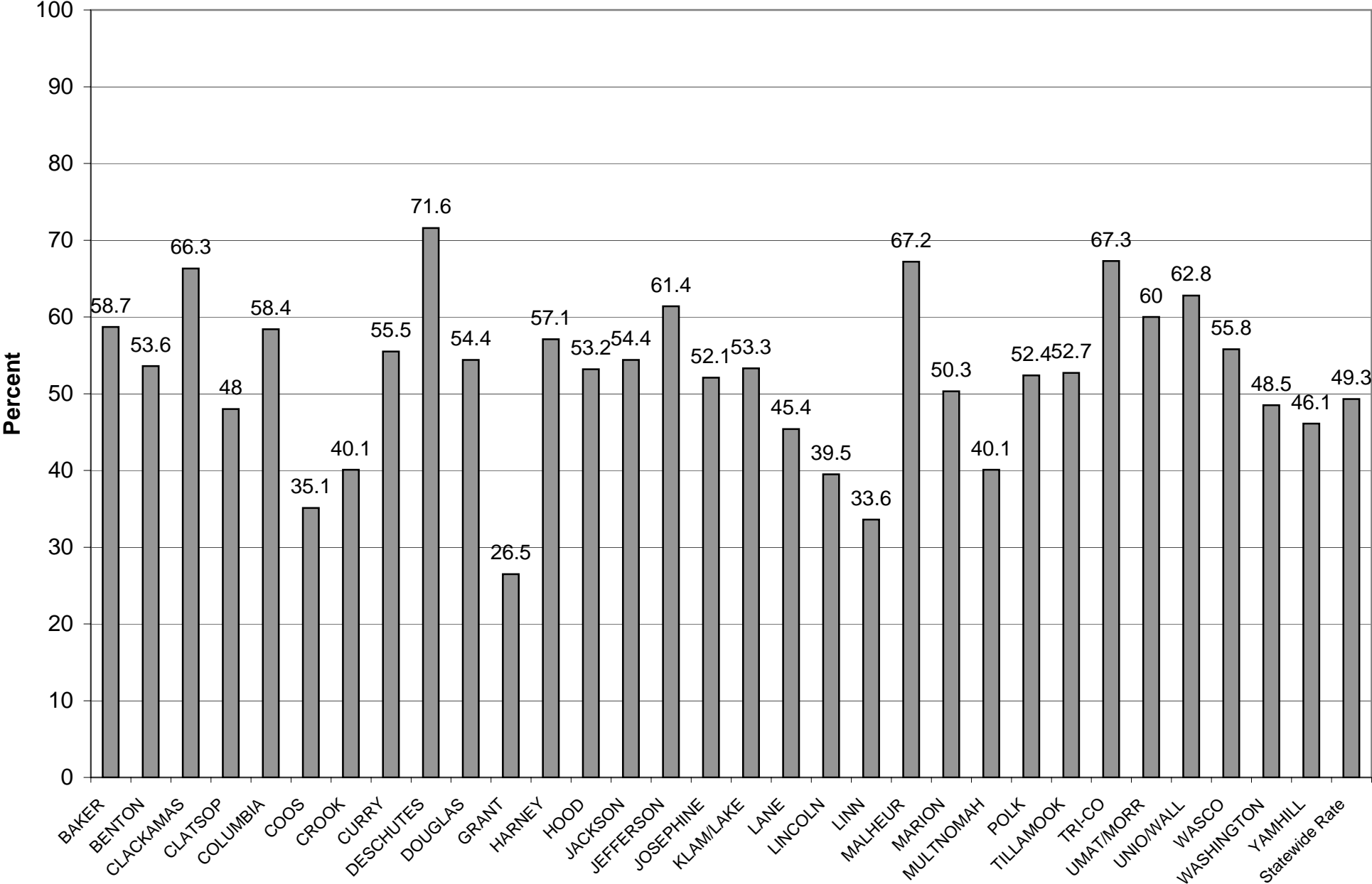


# Average Percent Community Service Worked Cases Closed - 2nd Half 2004

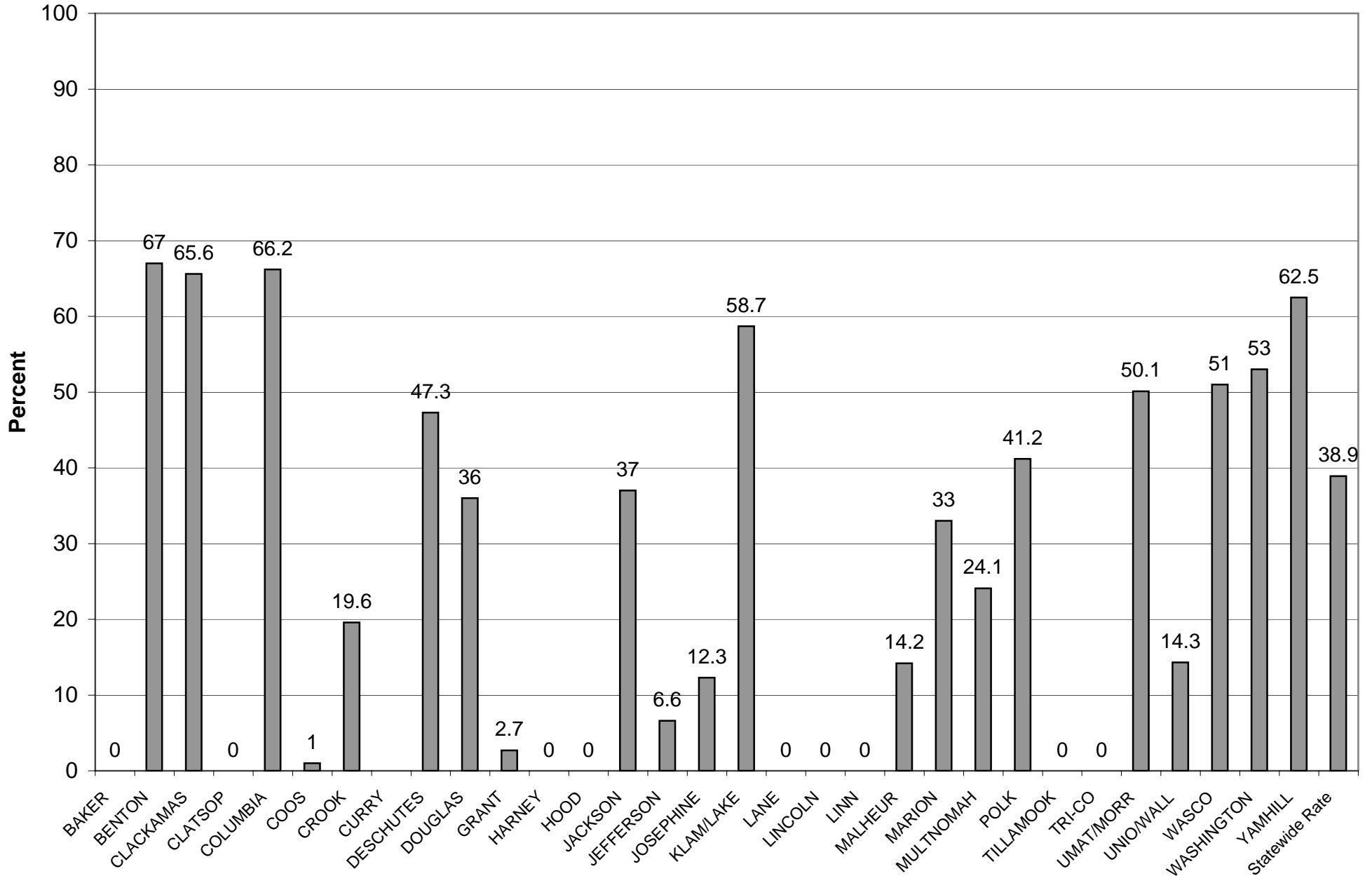




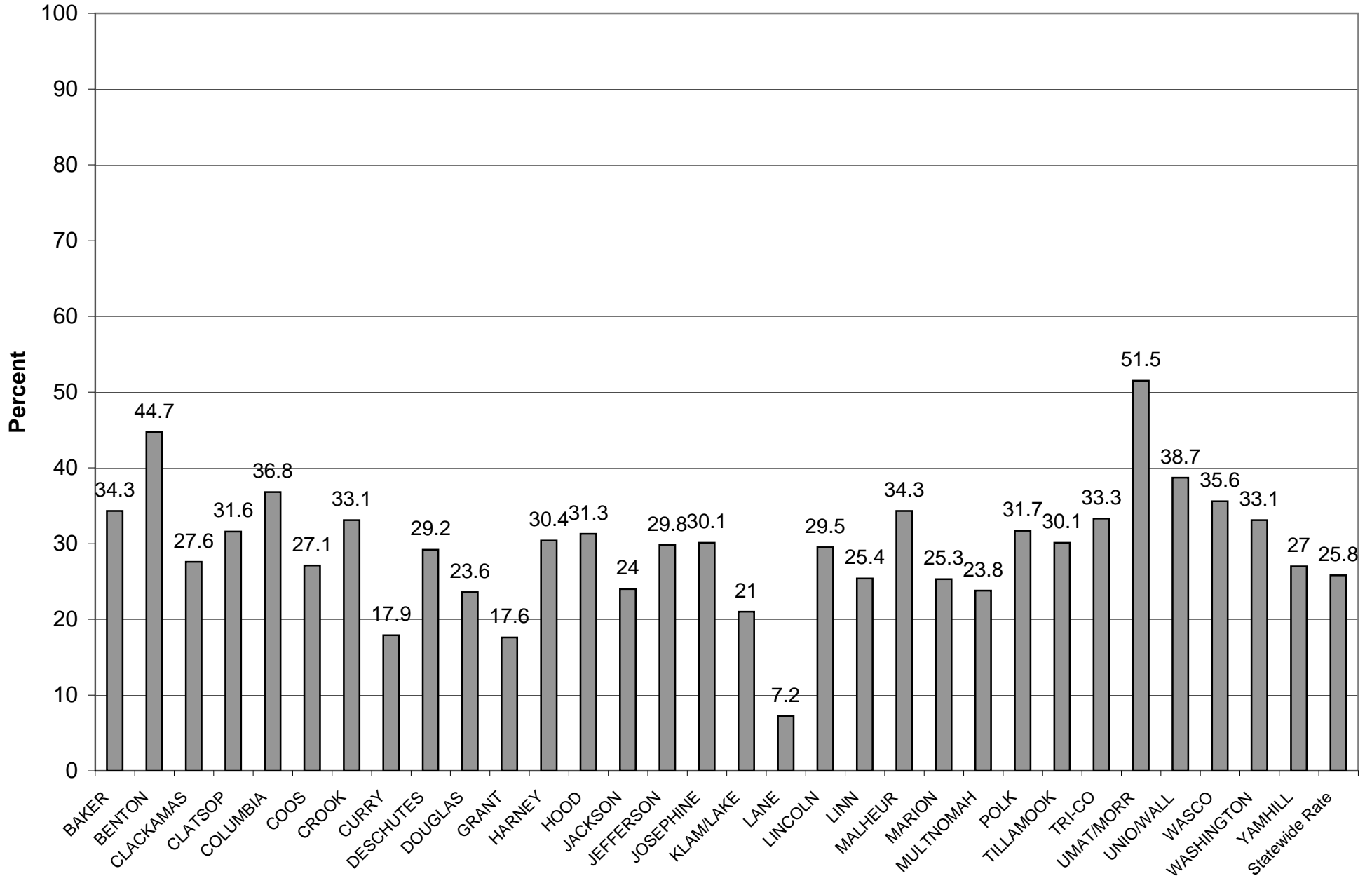
# Average Percent Employed Cases Open - 2nd Half 2004



# Average Percent Restitution Paid Cases Closed - 2nd Half 2004



# Percent Participated in Treatment Cases Open - 2nd Half 2004



**OREGON DEPARTMENT OF CORRECTIONS**  
**Community Corrections Outcome Measures**  
**July 1, 2004 - December 31, 2004**

County	Total Number Employed	Total Employment Pool	Total % Employed	Hi-Med Number Employed	Hi-Med Employment Pool	Hi-Med % Employed	Total Number participated in treatment	Total Treatment Pool	Total % Participated in Treatment	Hi-Med Number participated in treatment	Hi-Med Treatment Pool	Hi-Med % Participated in Treatment	Number owing Restitution	Average % Restitution Paid	Number owing community service	Average % Community Service Worked
Baker	98	167	58.7	50	84	59.5	59	172	34.3	35	85	41.2	1	0		
Benton	181	338	53.6	78	158	49.4	151	338	44.7	95	158	60.1	3	67	11	82.2
Clackamas	1033	1559	66.3	543	914	59.4	446	1615	27.6	297	940	31.6	42	65.6	28	0
Clatsop	178	371	48	69	114	60.5	123	389	31.6	69	122	56.6	5	0	5	40
Columbia	205	351	58.4	107	200	53.5	129	351	36.8	81	200	40.5	10	66.2	2	50
Coos	187	533	35.1	76	228	33.3	145	536	27.1	84	229	36.7	3	1	3	65.4
Crook	65	162	40.1	34	98	34.7	54	163	33.1	42	99	42.4	7	19.6	1	0
Curry	96	173	55.5	39	72	54.2	32	179	17.9	16	75	21.3				
Deschutes	763	1066	71.6	286	403	71	331	1135	29.2	162	431	37.6	42	47.3	12	60.6
Douglas	505	928	54.4	264	507	52.1	229	972	23.6	170	529	32.1	22	36	2	0
Gilliam	14	20	70	3	6	50	11	21	52.4	2	6	33.3				
Grant	9	34	26.5	7	20	35	6	34	17.6	5	20	25	1	2.7	2	0
Gilliam/Sherman/Wheeler	35	52	67.3	13	17	76.5	18	54	33.3	6	18	33.3				
Hamey	52	91	57.1	25	49	51	28	92	30.4	18	50	36	1	0	6	16.7
Hood River	67	126	53.2	28	59	47.5	40	128	31.3	24	59	40.7	1	0	9	55.6
Jackson	947	1741	54.4	349	748	46.7	425	1771	24	215	767	28	16	37	39	54.1
Jefferson	121	197	61.4	88	134	65.7	61	205	29.8	47	138	34.1	6	6.6	5	60
Josephine	440	844	52.1	126	268	47	258	856	30.1	119	273	43.6	12	12.3	6	0
Klamath/Lake	458	859	53.3	271	534	50.7	181	861	21	118	535	22.1	25	58.7	48	72.1
Klamath	411	777	52.9	242	479	50.5	160	779	20.5	102	480	21.3	24	57	43	71.1
Lake	47	82	57.3	29	55	52.7	21	82	25.6	16	55	29.1	1	100	5	80
Lane	1291	2841	45.4	667	1415	47.1	211	2917	7.2	130	1447	9	3	0	11	0
Lincoln	202	511	39.5	108	299	36.1	153	519	29.5	89	303	29.4	3	0	13	15.4
Linn	369	1098	33.6	210	573	36.6	292	1149	25.4	197	594	33.2	5	0	14	0
Malheur	221	329	67.2	73	125	58.4	120	350	34.3	57	131	43.5	5	14.2	1	0
Marion	1376	2735	50.3	758	1572	48.2	709	2806	25.3	521	1605	32.5	81	33	10	40
Morrow	33	70	47.1	16	28	57.1	47	72	65.3	25	29	86.2			1	0
MTAP	4	8	50	4	8	50	1	9	11.1	1	9	11.1				
MTCB	837	1799	46.5	3	27	11.1	150	1836	8.2	2	28	7.1	87	30.6	77	5.2
MTCE	290	613	47.3	230	536	42.9	180	641	28.1	164	559	29.3	10	0	10	0
MTDC	77	343	22.4	30	112	26.8	19	353	5.4	16	116	13.8			3	0
MTDV	157	318	49.4	128	283	45.2	135	325	41.5	121	290	41.7			1	0
MTDX	24	48	50	14	35	40	16	52	30.8	10	35	28.6				
MTDZ	57	275	20.7	51	251	20.3	137	285	48.1	120	260	46.2	1	0		
MTEA	257	589	43.6	229	549	41.7	191	616	31	180	576	31.3	12	34.3	8	0

MTFS	70	203	34.5	60	184	32.6	78	206	37.9	72	186	38.7	1	30.6	1	12.2
MTGN	20	39	51.3	18	36	50	14	39	35.9	14	36	38.9				
MTGR	183	409	44.7	159	347	45.8	128	445	28.8	108	379	28.5	12	9.4	18	5.6
MTMX	1	13	7.7	1	12	8.3	10	26	38.5	8	23	34.8				
MTNO	300	919	32.6	257	842	30.5	231	990	23.3	215	904	23.8	11	4.4	8	12.5
MTSW	228	680	33.5	158	586	27	272	742	36.7	233	626	37.2	10	20	3	0
MTSX	18	35	51.4	15	32	46.9	12	36	33.3	10	33	30.3				
Multi-Total	2523	6291	40.1	1357	3840	35.3	1574	6601	23.8	1274	4060	31.4	144	24.1	129	4.7
Polk	184	351	52.4	109	230	47.4	121	382	31.7	83	242	34.3	11	41.2	26	73.9
Sherman	14	22	63.6	7	8	87.5	6	23	26.1	4	9	44.4				
Tillamook	99	188	52.7	52	91	57.1	58	193	30.1	38	92	41.3	2	0	1	100
Umatilla/Morrow	463	772	60	193	311	62.1	420	815	51.5	214	329	65	16	50.1	61	51.9
Umatilla	430	702	61.3	177	283	62.5	373	743	50.2	189	300	63	16	50.1	60	52.7
Union	137	213	64.3	58	95	61.1	90	216	41.7	43	95	45.3	7	14.3	5	20
Union/Wallowa	157	250	62.8	61	107	57	98	253	38.7	45	107	42.1	7	14.3	5	20
Wallowa	20	37	54.1	3	12	25	8	37	21.6	2	12	16.7				
Wasco	130	233	55.8	57	111	51.4	84	236	35.6	56	111	50.5	2	51	8	78.6
Washington	1060	2185	48.5	595	1289	46.2	725	2191	33.1	549	1290	42.6	113	53	44	79.2
Wheeler	7	10	70	3	3	100	1	10	10	0	3	0				
Yamhill	343	744	46.1	148	333	44.4	203	753	27	100	337	29.7	19	62.5	13	100
Statewide	13858	28120	49.3	6841	14903	45.9	7484	29016	25.8	4956	15376	32.2	608	38.9	515	39.8

Percent employed was calculated for those on supervision any time during the period.

It is the percent of offenders employed at any level, part-time, or full time during the period.

Percent participated in treatment was calculated for those on supervision any time during the period

It is the percent of offenders who had current referrals to treatment during the period.

Restitution paid and community service worked are for those offenders discharged during the period

Source: Research and Evaluation Unit-Outcome measures 02MAY05.html