

OREGON DEPARTMENT OF CORRECTIONS
RECIDIVISM OF NEW PAROLEES AND PROBATIONERS
All Offenders - Updated: May 27, 2004

	PAROLE-PPS				PROBATION			
	Cumulative Percent Convicted of Any Felony After First Release to Parole-PPS				Cumulative Percent Convicted of Any Felony After First Sentence to Felony Probation			
	Percent convicted in ...months			Total released	Percent convicted in ...months			Total sentenced
Cohort	12	24	36		12	24	36	
1st/87	15.2	26.8	36.3	906				
2nd/87	18.5	31.4	38.9	1,049				
1st/88	19.0	31.3	38.5	1,093				
2nd/88	16.6	29.7	36.6	1,078				
1st/89	17.2	28.2	33.8	1,137				
2nd/89	18.3	27.7	34.3	1,166				
1st/90	19.6	30.0	36.6	1,406	11.3	17.8	22.0	4,500
2nd/90	14.6	24.9	31.6	1,475	11.0	17.7	21.9	3,856
1st/91	14.6	26.0	32.9	1,545	10.4	16.8	21.8	4,282
2nd/91	13.7	24.8	33.3	1,450	10.5	18.2	22.1	3,844
1st/92	13.9	23.8	31.3	1,667	10.3	17.1	21.4	4,383
2nd/92	14.2	23.6	29.7	1,674	10.4	17.6	22.1	3,985
1st/93	15.5	25.2	31.8	1,514	11.7	18.9	23.0	4,176
2nd/93	13.5	24.0	30.5	1,595	11.2	18.3	23.0	4,081
1st/94	13.4	23.0	30.6	1,490	12.2	20.6	25.5	4,318
2nd/94	13.5	22.5	28.8	1,560	12.2	20.4	24.9	4,089
1st/95	14.2	23.9	30.6	1,622	13.9	21.6	26.6	4,608
2nd/95	16.0	25.6	33.6	1,871	12.2	20.1	25.3	4,532
1st/96	12.3	24.9	31.6	1,839	11.1	19.3	24.5	4,783
2nd/96	12.6	24.2	31.5	1,973	11.0	18.6	23.3	4,400
1st/97	12.7	23.5	29.8	1,938	11.0	19.1	23.9	4,629
2nd/97	12.9	23.1	29.6	1,796	13.9	22.0	26.8	4,364
1st/98	12.9	23.3	29.5	1,977	13.3	21.2	26.3	4,828
2nd/98	13.9	23.5	30.4	2,273	11.9	19.2	24.1	4,841
1st/99	15.3	25.3	32.6	2,301	12.0	19.3	23.9	4,853
2nd/99	14.6	25.5	32.7	2,470	12.6	19.7	24.3	4,672
1st/00	12.4	23.3	30.6	2,444	11.4	19.9	24.0	4,961
2nd/00	13.8	24.0	31.2	2,419	12.0	19.3	23.6	4,427
1st/01	14.7	24.2		2,579	11.3	19.1		4,863
2nd/01	12.4	21.8		2,606	12.1	19.1		4,465
1st/02	12.0			2,460	12.0			4,818
2nd/02	10.2			2,765	10.2			4,570

Parole: Recidivism is defined as the total percentage of a release cohort that was convicted of any felony at any time within the specified number of months following release from prison.

A release cohort is defined as comprising all individuals who were released to parole or PPS during a six month period. It excludes those released from prison following a revocation from parole/PPS. Inmates initially released on temporary or transitional leave are also included as of their parole or PPS date

Probation: Recidivism is defined as the total percentage of an admission cohort that was convicted of any felony at any time within the specified number of months after beginning probation

An admission cohort is defined as comprising all individuals who were sentenced for the first time to felony probation during the same six month period. Some offenders have been sentenced to probation more than once. Each new probation admission is considered a separate case

OREGON DEPARTMENT OF CORRECTIONS
RECIDIVISM OF NEW PAROLEES AND PROBATIONERS
Female Offenders - Updated: May 27, 2004

	PAROLE-PPS				PROBATION			
	Cumulative Percent Convicted of Any Felony After First Release to Parole-PPS				Cumulative Percent Convicted of Any Felony After First Sentence to Felony Probation			
	Percent convicted in ...months			Total released	Percent convicted in ...months			Total sentenced
Cohort	12	24	36		12	24	36	
1st/87	18.7	32.0	38.7	75				
2nd/87	13.7	24.7	28.8	73				
1st/88	14.4	33.7	40.4	104				
2nd/88	16.0	31.0	37.0	100				
1st/89	20.2	29.8	34.6	104				
2nd/89	21.0	33.1	37.1	124				
1st/90	17.6	25.9	31.8	170	8.2	13.8	17.3	1,023
2nd/90	12.2	24.3	31.1	148	8.7	13.8	18.4	739
1st/91	11.2	18.0	24.2	161	6.8	10.5	15.1	918
2nd/91	14.0	23.5	32.4	136	6.1	11.4	14.3	760
1st/92	6.9	16.4	24.9	189	6.6	12.2	15.1	909
2nd/92	12.0	19.3	25.0	192	6.6	12.6	16.4	801
1st/93	13.7	22.9	36.6	131	10.1	15.1	18.7	865
2nd/93	11.9	25.4	30.6	193	7.0	12.5	16.6	842
1st/94	16.4	29.6	37.1	159	7.5	14.6	18.8	889
2nd/94	12.6	19.2	28.6	182	10.6	17.9	20.9	941
1st/95	13.2	18.1	26.9	182	9.6	15.6	19.7	998
2nd/95	13.2	21.8	33.5	257	9.6	16.5	20.7	1,117
1st/96	9.1	24.1	29.3	232	10.3	15.8	20.6	1,111
2nd/96	11.5	25.0	32.4	244	7.3	12.3	16.3	972
1st/97	10.7	22.1	29.4	272	10.6	17.3	21.0	1,080
2nd/97	10.3	17.5	25.0	252	11.7	18.6	23.6	989
1st/98	11.7	21.9	28.7	265	11.0	18.6	22.6	1,166
2nd/98	14.2	27.3	35.5	330	11.7	18.3	23.2	1,124
1st/99	16.3	27.1	32.3	387	11.5	16.8	20.5	1,134
2nd/99	19.0	29.9	35.3	348	12.0	18.4	22.6	1,138
1st/00	13.1	19.5	27.9	359	10.2	17.3	21.4	1,241
2nd/00	16.6	27.6	32.3	344	10.2	17.3	21.2	1,078
1st/01	14.2	23.1		360	11.6	17.5		1,243
2nd/01	17.7	26.3		407	11.1	18.0		1,185
1st/02	14.9			368	11.5			1,257
2nd/02	10.6			435	10.9			1,164

Parole: Recidivism is defined as the total percentage of a release cohort that was convicted of any felony at any time within the specified number of months following release from prison.

A release cohort is defined as comprising all individuals who were released to parole or PPS during a six month period. It excludes those released from prison following a revocation from parole/PPS. Inmates initially released on temporary or transitional leave are also included as of their parole or PPS date

Probation: Recidivism is defined as the total percentage of an admission cohort that was convicted of any felony at any time within the specified number of months after beginning probation

An admission cohort is defined as comprising all individuals who were sentenced for the first time to felony probation during the same six month period. Some offenders have been sentenced to probation more than once. Each new probation admission is considered a separate case

OREGON DEPARTMENT OF CORRECTIONS
RECIDIVISM OF NEW PAROLEES AND PROBATIONERS
White Offenders - Updated: May 27, 2004

Cohort	PAROLE-PPS				PROBATION			
	Cumulative Percent Convicted of Any Felony After First Release to Parole-PPS				Cumulative Percent Convicted of Any Felony After First Sentence to Felov Probation			
	Percent convicted in ...months			Total released	Percent convicted in ...months			Total sentenced
	12	24	36		12	24	36	
1st/87	14.9	26.3	34.8	738				
2nd/87	17.9	29.9	36.6	833				
1st/88	18.1	29.7	36.0	852				
2nd/88	16.6	28.9	36.2	861				
1st/89	17.1	28.3	34.0	888				
2nd/89	16.5	24.9	31.5	922				
1st/90	18.9	29.1	35.7	1,102	11.0	16.6	20.6	3,692
2nd/90	13.6	21.8	27.8	1,117	9.9	16.0	19.8	3,133
1st/91	13.8	25.0	32.4	1,160	9.2	15.2	20.1	3,486
2nd/91	12.8	24.2	32.4	1,035	9.1	16.3	20.0	3,060
1st/92	11.7	21.6	28.9	1,192	8.6	14.7	18.9	3,486
2nd/92	11.9	21.0	27.0	1,198	9.1	15.7	20.3	3,132
1st/93	12.6	22.7	29.0	1,033	10.6	17.2	21.0	3,324
2nd/93	10.8	22.3	28.8	1,075	10.0	17.0	21.4	3,236
1st/94	12.9	22.1	29.8	1,018	11.5	19.5	24.0	3,567
2nd/94	12.9	21.7	28.2	1,096	11.9	20.0	24.3	3,558
1st/95	15.1	25.0	31.6	1,187	13.8	21.2	25.8	3,892
2nd/95	16.5	25.9	34.0	1,428	12.2	19.8	24.9	3,962
1st/96	12.4	25.7	32.6	1,414	10.7	18.5	23.6	4,103
2nd/96	12.3	24.2	32.4	1,514	10.5	17.8	22.4	3,689
1st/97	12.8	24.0	30.4	1,461	11.0	19.2	24.4	3,785
2nd/97	13.1	24.1	31.4	1,409	13.5	21.9	26.9	3,665
1st/98	13.1	23.8	30.7	1,540	12.6	20.5	25.5	4,021
2nd/98	13.9	24.2	31.5	1,780	11.9	19.3	24.2	4,062
1st/99	15.1	25.2	32.8	1,813	12.0	19.4	24.0	4,129
2nd/99	14.6	25.6	33.3	1,935	12.7	20.0	24.7	3,884
1st/00	12.7	23.9	31.8	1,911	11.5	20.0	24.3	4,241
2nd/00	14.4	25.7	33.2	1,941	12.0	19.1	23.5	3,760
1st/01	15.3	25.4		2,069	11.3	18.9		4,044
2nd/01	13.0	23.2		2,092	12.3	19.4		3,802
1st/02	12.3			1,959	12.8			4,016
2nd/02	11.1			2,204	10.6			3,849

Parole: Recidivism is defined as the total percentage of a release cohort that was convicted of any felony at any time within the specified number of months following release from prison.

A release cohort is defined as comprising all individuals who were released to parole or PPS during a six month period. It excludes those released from prison following a revocation from parole/PPS. Inmates initially released on temporary or transitional leave are also included as of their parole or PPS date

Probation: Recidivism is defined as the total percentage of an admission cohort that was convicted of any felony at any time within the specified number of months after beginning probation

An admission cohort is defined as comprising all individuals who were sentenced for the first time to felony probation during the same six month period. Some offenders have been sentenced to probation more than once. Each new probation admission is considered a separate case

**OREGON DEPARTMENT OF CORRECTIONS
 RECIDIVISM OF NEW PAROLEES AND PROBATIONERS
 Black Offenders - Updated: May 27, 2004**

	PAROLE-PPS				PROBATION			
	Cumulative Percent Convicted of Any Felony After First Release to Parole-PPS				Cumulative Percent Convicted of Any Felony After First Sentence to Felov Probation			
	Percent convicted in ...months			Total released	Percent convicted in ...months			Total sentenced
Cohort	12	24	36		12	24	36	
1st/87	18.4	34.7	52.0	98				
2nd/87	24.4	44.3	55.7	131				
1st/88	24.8	37.6	49.6	141				
2nd/88	23.3	44.0	48.3	116				
1st/89	17.4	27.3	31.4	121				
2nd/89	28.2	41.5	50.0	142				
1st/90	19.8	33.9	40.7	177	11.1	22.8	29.0	386
2nd/90	15.0	33.2	44.9	187	13.9	25.1	32.5	295
1st/91	18.0	31.1	37.7	167	11.4	19.4	25.3	289
2nd/91	20.1	33.3	45.4	174	14.1	23.7	30.7	270
1st/92	17.7	29.3	40.9	215	13.9	25.4	31.4	338
2nd/92	19.3	32.4	42.5	207	13.5	22.4	26.3	281
1st/93	17.8	30.8	39.1	169	11.0	22.3	27.9	301
2nd/93	18.9	30.1	39.8	206	14.0	22.6	29.0	279
1st/94	18.3	33.3	43.3	180	15.1	27.3	34.2	304
2nd/94	22.4	32.2	41.0	183	14.1	22.9	27.7	249
1st/95	15.5	28.0	39.1	161	14.1	24.8	32.9	319
2nd/95	15.0	28.0	39.1	207	8.9	20.1	27.9	269
1st/96	16.3	31.0	38.6	184	11.8	24.3	30.6	288
2nd/96	15.3	31.6	38.9	190	16.3	26.1	34.6	283
1st/97	16.6	29.5	37.8	193	15.9	26.6	30.6	271
2nd/97	18.3	26.8	31.7	142	25.6	34.5	39.9	293
1st/98	17.0	34.5	39.4	165	22.5	31.6	38.6	373
2nd/98	21.8	30.7	39.6	225	16.8	24.6	29.9	334
1st/99	26.1	39.1	45.4	238	17.3	27.1	32.5	295
2nd/99	22.3	32.4	40.2	256	14.3	23.1	28.3	321
1st/00	14.1	26.6	33.6	241	14.7	25.9	30.0	313
2nd/00	16.3	26.0	32.7	196	18.3	27.2	32.5	268
1st/01	15.1	24.5		192	13.8	20.9		325
2nd/01	14.6	22.7		198	13.9	21.8		238
1st/02	13.4			187	11.2			268
2nd/02	10.6			199	12.0			250

Parole: Recidivism is defined as the total percentage of a release cohort that was convicted of any felony at any time within the specified number of months following release fromprison.

A release cohort is defined as comprising all individuals who were released to parole or PPS during a six month period. It excludes those released fromprison following a revocation fromparole/PPS. Inmates initially released on temporary or transitional leave are also included as of their parole or PPS date

Probation: Recidivism is defined as the total percentage of an admission cohort that was convicted of any felony at any time within the specified number of months after beginning probation

An admission cohort is defined as comprising all individuals who were sentenced for the first time to felony probation during the same six month period. Some offenders have been sentenced to probation more than once. Each new probation admission is considered a separate case

OREGON DEPARTMENT OF CORRECTIONS
RECIDIVISM OF NEW PAROLEES AND PROBATIONERS
Hispanic Offenders - Updated: May 27, 2004

	PAROLE-PPS				PROBATION			
	Cumulative Percent Convicted of Any Felony After First Release to Parole-PPS				Cumulative Percent Convicted of Any Felony After First Sentence to Felov Probation			
	Percent convicted in ...months			Total released	Percent convicted in ...months			Total sentenced
Cohort	12	24	36		12	24	36	
1st/87	14.3	20.4	30.6	49				
2nd/87	22.0	35.6	47.5	59				
1st/88	16.9	35.1	45.5	77				
2nd/88	6.8	19.2	27.4	73				
1st/89	21.1	34.7	38.9	95				
2nd/89	18.1	29.2	34.7	72				
1st/90	29.3	39.1	43.5	92	16.0	26.3	30.7	293
2nd/90	23.3	41.9	48.1	129	18.6	27.4	32.6	285
1st/91	16.9	29.2	34.3	178	20.3	28.4	33.8	370
2nd/91	13.9	21.4	28.9	187	18.7	27.1	31.3	402
1st/92	22.5	30.0	36.5	200	21.4	30.2	34.1	434
2nd/92	21.9	29.5	33.0	224	19.0	28.6	32.5	458
1st/93	25.0	31.0	37.3	268	21.6	31.5	36.1	416
2nd/93	21.1	25.3	29.9	261	19.7	26.9	31.7	457
1st/94	11.1	16.4	22.5	244	15.8	24.7	29.1	316
2nd/94	10.4	19.9	23.8	231	15.4	25.5	34.0	188
1st/95	9.4	15.2	20.5	224	16.2	24.8	30.3	290
2nd/95	13.0	20.5	24.0	200	15.5	25.4	31.1	193
1st/96	10.1	12.7	17.5	189	16.2	25.1	30.1	259
2nd/96	10.0	15.5	17.3	220	12.9	21.5	23.8	303
1st/97	8.5	14.0	17.4	236	8.4	13.5	15.9	466
2nd/97	6.8	13.1	16.0	206	8.7	12.1	15.8	298
1st/98	7.3	10.2	13.7	205	11.2	16.7	21.5	312
2nd/98	6.5	13.1	15.9	214	6.8	13.3	16.3	338
1st/99	4.8	11.1	18.0	189	8.7	14.1	17.7	311
2nd/99	7.0	16.7	19.5	215	9.9	14.0	18.1	342
1st/00	9.6	16.4	17.8	219	7.9	13.4	16.8	291
2nd/00	8.3	11.5	16.1	218	6.6	14.5	18.0	317
1st/01	10.0	14.8		250	8.1	16.8		357
2nd/01	5.6	9.6		251	7.8	11.1		332
1st/02	10.0			241	6.2			419
2nd/02	4.8			291	6.4			361

Parole: Recidivism is defined as the total percentage of a release cohort that was convicted of any felony at any time within the specified number of months following release from prison.

A release cohort is defined as comprising all individuals who were released to parole or PPS during a six month period. It excludes those released from prison following a revocation from parole/PPS. Inmates initially released on temporary or transitional leave are also included as of their parole or PPS date

Probation: Recidivism is defined as the total percentage of an admission cohort that was convicted of any felony at any time within the specified number of months after beginning probation

An admission cohort is defined as comprising all individuals who were sentenced for the first time to felony probation during the same six month period. Some offenders have been sentenced to probation more than once. Each new probation admission is considered a separate case

OREGON DEPARTMENT OF CORRECTIONS
RECIDIVISM OF NEW PAROLEES AND PROBATIONERS
Offenders of Other Races - Updated: May 27, 2004

	PAROLE-PPS				PROBATION			
	Cumulative Percent Convicted of Any Felony After First Release to Parole-PPS				Cumulative Percent Convicted of Any Felony After First Sentence to Felov Probation			
	Percent convicted in ...months			Total released	Percent convicted in ...months			Total sentenced
Cohort	12	24	36		12	24	36	
1st/87	14.3	23.8	28.6	21				
2nd/87	0.0	4.2	8.3	24				
1st/88	26.1	39.1	39.1	23				
2nd/88	14.3	21.4	25.0	28				
1st/89	6.3	12.5	21.9	32				
2nd/89	26.7	43.3	46.7	30				
1st/90	14.3	14.3	25.7	35	10.9	18.6	22.5	129
2nd/90	14.3	20.0	25.7	35	13.3	19.6	23.8	143
1st/91	16.1	25.8	29.0	31	10.9	19.7	26.3	137
2nd/91	8.0	22.0	28.0	50	10.7	22.3	25.0	112
1st/92	18.9	30.2	32.1	53	8.0	16.8	20.0	125
2nd/92	11.1	22.2	24.4	45	5.3	14.0	17.5	114
1st/93	15.9	29.5	34.1	44	8.1	14.1	21.5	135
2nd/93	11.3	28.3	32.1	53	5.5	11.0	16.5	109
1st/94	18.8	35.4	41.7	48	16.8	26.7	35.9	131
2nd/94	10.0	16.0	22.0	50	12.8	19.1	23.4	94
1st/95	10.0	24.0	26.0	50	8.4	17.8	24.3	107
2nd/95	19.4	27.8	36.1	36	14.8	21.3	25.0	108
1st/96	5.8	23.1	32.7	52	9.0	21.1	27.1	133
2nd/96	22.4	32.7	38.8	49	11.2	17.6	21.6	125
1st/97	14.6	29.2	39.6	48	9.3	20.6	24.3	107
2nd/97	17.9	23.1	30.8	39	7.4	16.7	18.5	108
1st/98	17.9	22.4	25.4	67	16.4	24.6	26.2	122
2nd/98	11.1	13.0	14.8	54	14.0	17.8	24.3	107
1st/99	14.8	21.3	21.3	61	9.3	11.9	17.8	118
2nd/99	10.9	21.9	29.7	64	12.0	15.2	19.2	125
1st/00	8.2	17.8	28.8	73	7.8	14.7	16.4	116
2nd/00	7.8	10.9	17.2	64	13.4	20.7	22.0	82
1st/01	13.2	20.6		68	16.1	24.1		137
2nd/01	10.8	20.0		65	12.9	24.7		93
1st/02	8.2			73	7.0			115
2nd/02	4.2			71	5.5			110

Parole: Recidivism is defined as the total percentage of a release cohort that was convicted of any felony at any time within the specified number of months following release from prison.

A release cohort is defined as comprising all individuals who were released to parole or PPS during a six month period. It excludes those released from prison following a revocation from parole/PPS. Inmates initially released on temporary or transitional leave are also included as of their parole or PPS date

Probation: Recidivism is defined as the total percentage of an admission cohort that was convicted of any felony at any time within the specified number of months after beginning probation

An admission cohort is defined as comprising all individuals who were sentenced for the first time to felony probation during the same six month period. Some offenders have been sentenced to probation more than once. Each new probation admission is considered a separate case

OREGON DEPARTMENT OF CORRECTIONS
RECIDIVISM OF NEW PAROLEES AND PROBATIONERS
Sex Offenders - Updated: May 27, 2004

Cohort	PAROLE-PPS				PROBATION			
	Cumulative Percent Convicted of Any Felony After First Release to Parole-PPS				Cumulative Percent Convicted of Any Felony After First Sentence to Felov Probation			
	Percent convicted in ...months			Total released	Percent convicted in ...months			Total sentenced
	12	24	36		12	24	36	
1st/87	0.0	0.0	0.0	0				
2nd/87	0.0	0.0	0.0	0				
1st/88	0.0	0.0	0.0	0				
2nd/88	0.0	0.0	0.0	0				
1st/89	5.5	9.2	13.8	109				
2nd/89	3.6	6.0	7.1	84				
1st/90	4.1	9.1	13.2	121	5.9	7.3	8.7	219
2nd/90	3.1	6.1	7.6	131	6.8	10.4	11.5	192
1st/91	3.1	6.2	9.2	130	5.3	7.1	8.4	226
2nd/91	4.1	11.6	17.0	147	5.1	8.1	10.2	235
1st/92	4.1	8.8	9.9	171	3.9	7.4	8.2	231
2nd/92	2.8	6.5	9.3	214	4.1	6.6	7.8	243
1st/93	4.9	7.1	11.5	226	6.2	8.4	10.6	274
2nd/93	5.0	9.5	11.3	222	3.4	7.5	11.3	266
1st/94	4.1	7.8	9.1	219	3.5	5.3	7.0	228
2nd/94	4.1	10.7	15.2	197	4.4	8.3	11.2	205
1st/95	4.3	8.3	11.7	230	5.9	9.4	11.3	203
2nd/95	5.8	8.9	12.0	225	4.6	8.1	9.2	173
1st/96	5.1	8.7	11.7	196	4.7	8.9	9.5	169
2nd/96	4.5	10.0	14.5	220	4.8	6.4	8.6	187
1st/97	2.5	7.0	9.5	242	6.0	8.4	9.6	167
2nd/97	4.0	8.5	11.2	224	5.8	11.0	14.5	173
1st/98	1.3	4.7	9.4	234	6.3	9.4	12.5	128
2nd/98	4.8	8.0	11.2	251	6.7	11.3	16.0	150
1st/99	1.9	8.0	13.1	213	5.9	9.1	12.3	187
2nd/99	5.6	13.4	19.9	216	7.0	9.6	14.6	157
1st/00	1.9	7.7	12.9	209	6.5	16.8	18.1	155
2nd/00	6.8	12.9	16.1	249	6.8	9.9	12.4	161
1st/01	6.2	11.5		243	10.3	13.0		184
2nd/01	5.4	11.5		260	6.2	7.4		162
1st/02	2.2			229	5.7			158
2nd/02	4.5			268	5.7			159

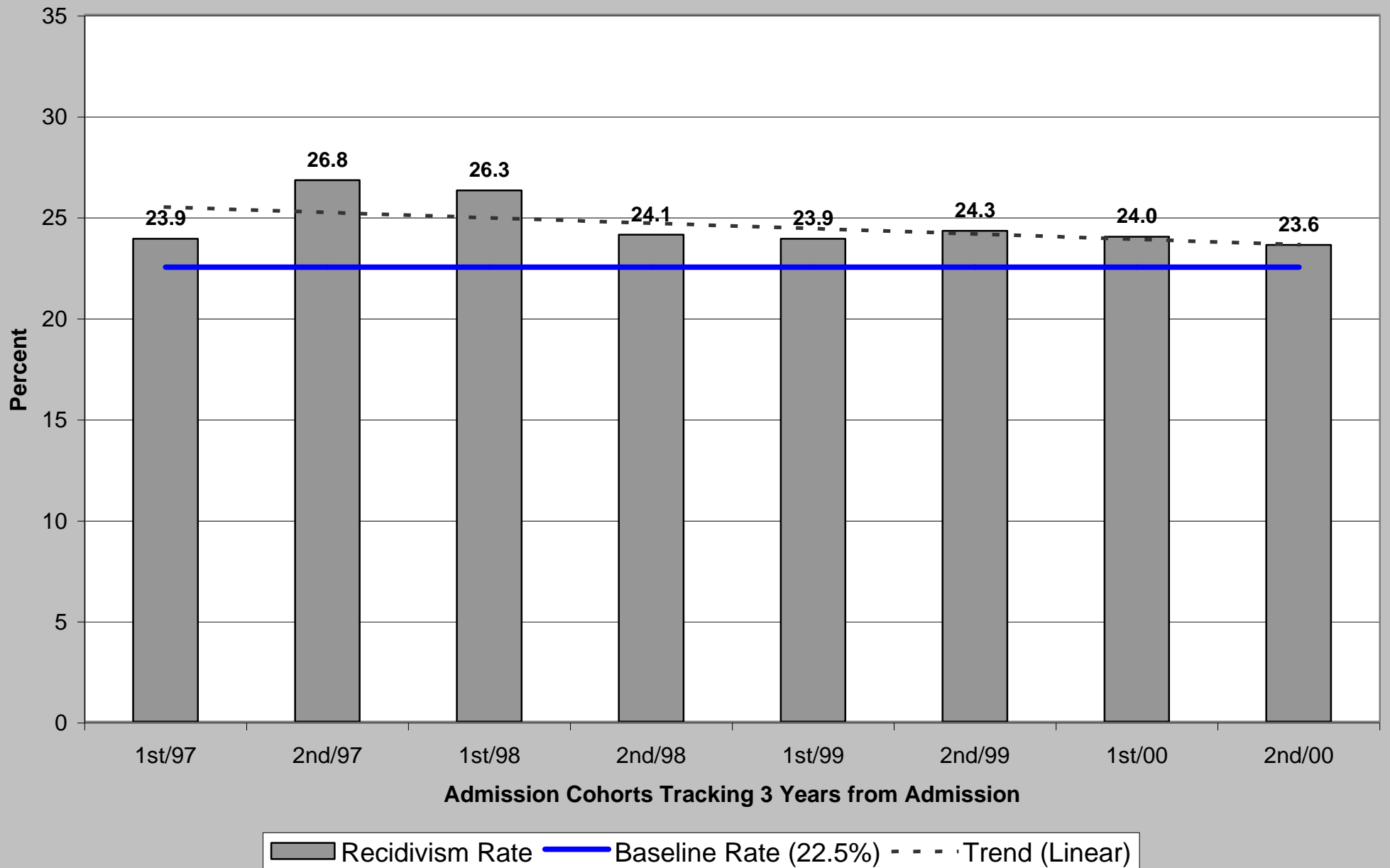
Parole: Recidivism is defined as the total percentage of a release cohort that was convicted of any felony at any time within the specified number of months following release from prison.

A release cohort is defined as comprising all individuals who were released to parole or PPS during a six month period. It excludes those released from prison following a revocation from parole/PPS. Inmates initially released on temporary or transitional leave are also included as of their parole or PPS date

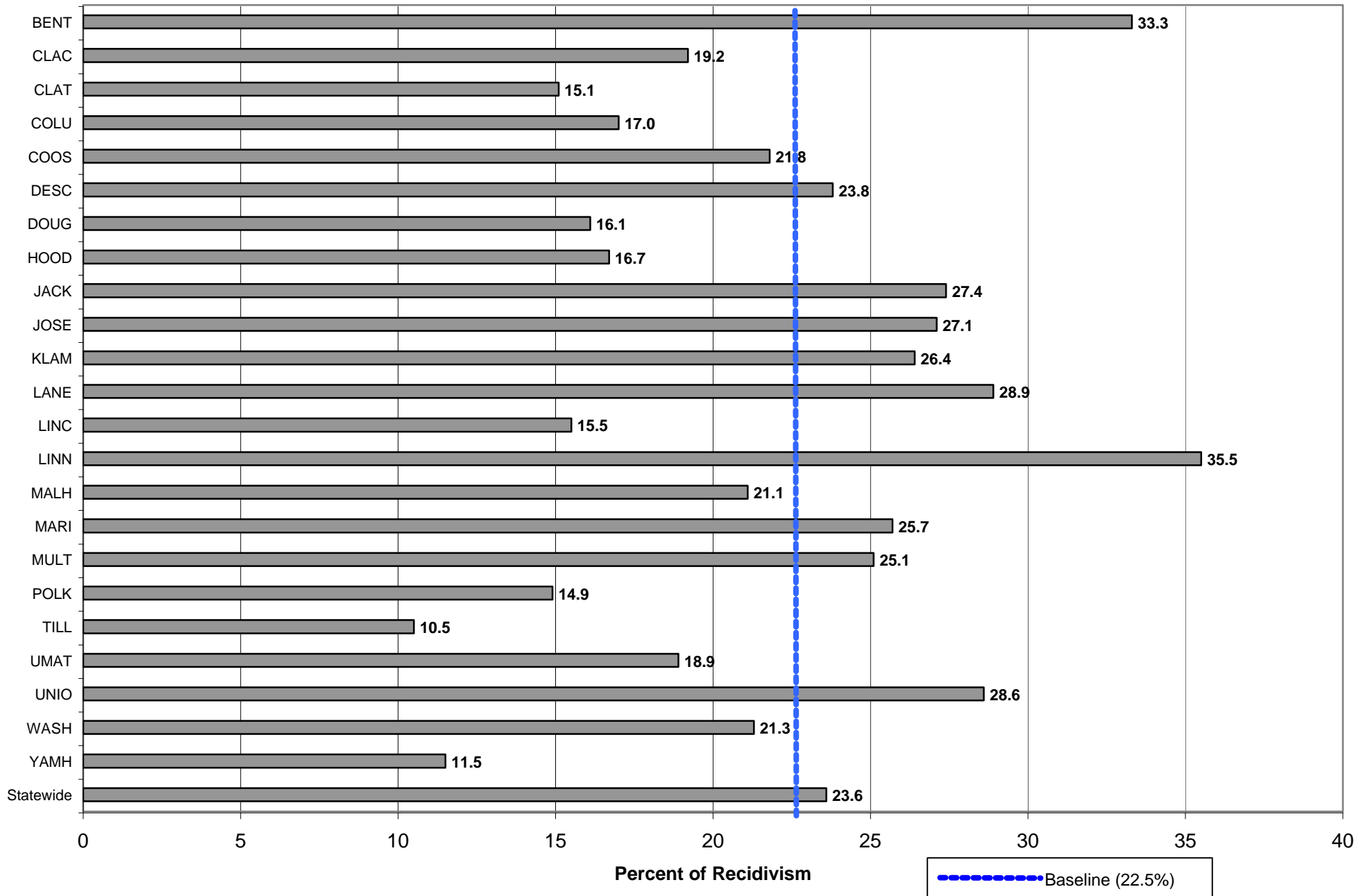
Probation: Recidivism is defined as the total percentage of an admission cohort that was convicted of any felony at any time within the specified number of months after beginning probation

An admission cohort is defined as comprising all individuals who were sentenced for the first time to felony probation during the same six month period. Some offenders have been sentenced to probation more than once. Each new probation admission is considered a separate case

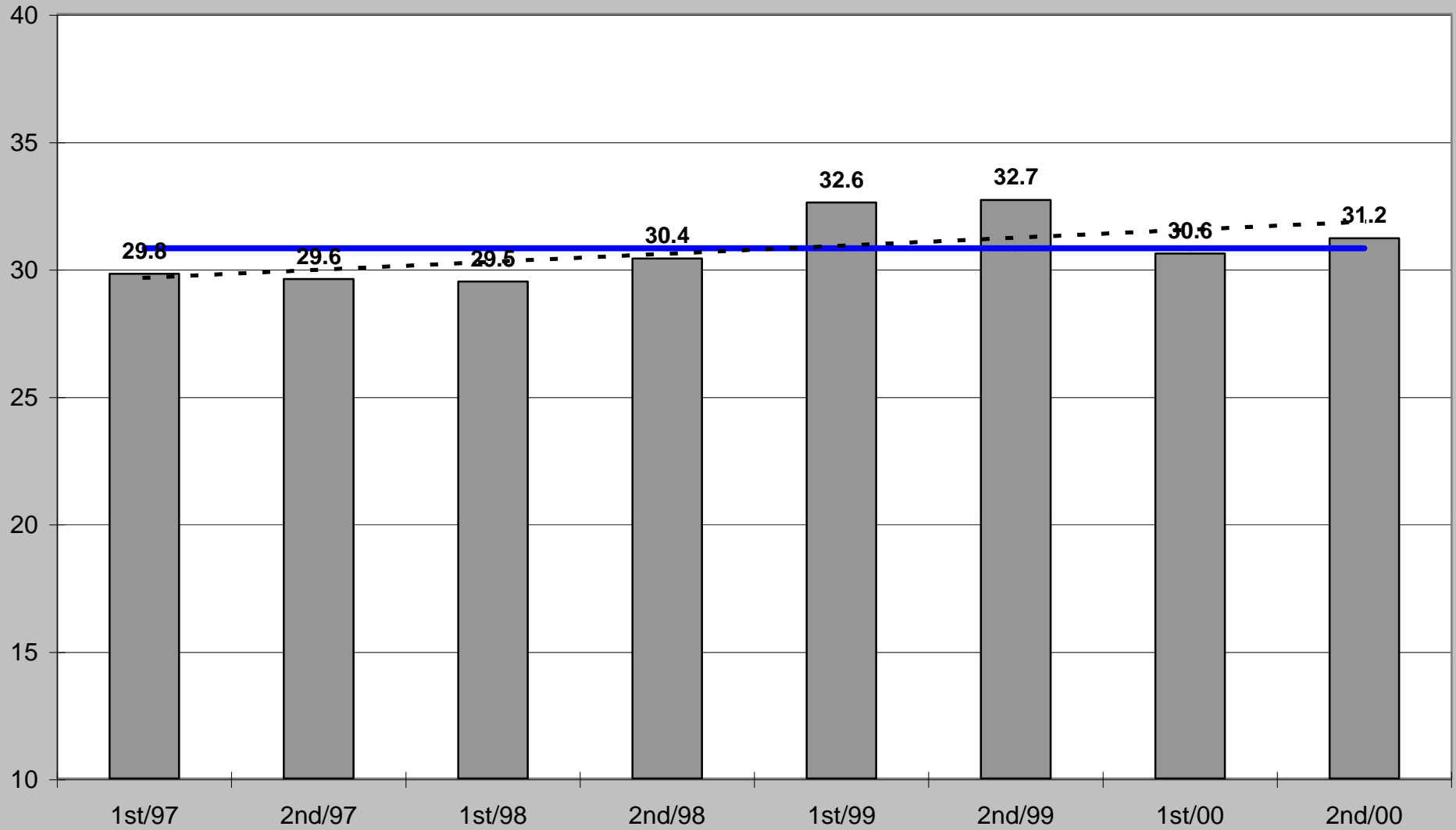
Statewide Probation Recidivism Rates through 2nd Half 2003



Probation Recidivism by County for 2nd Half 2003 (Admission Cohort >30)

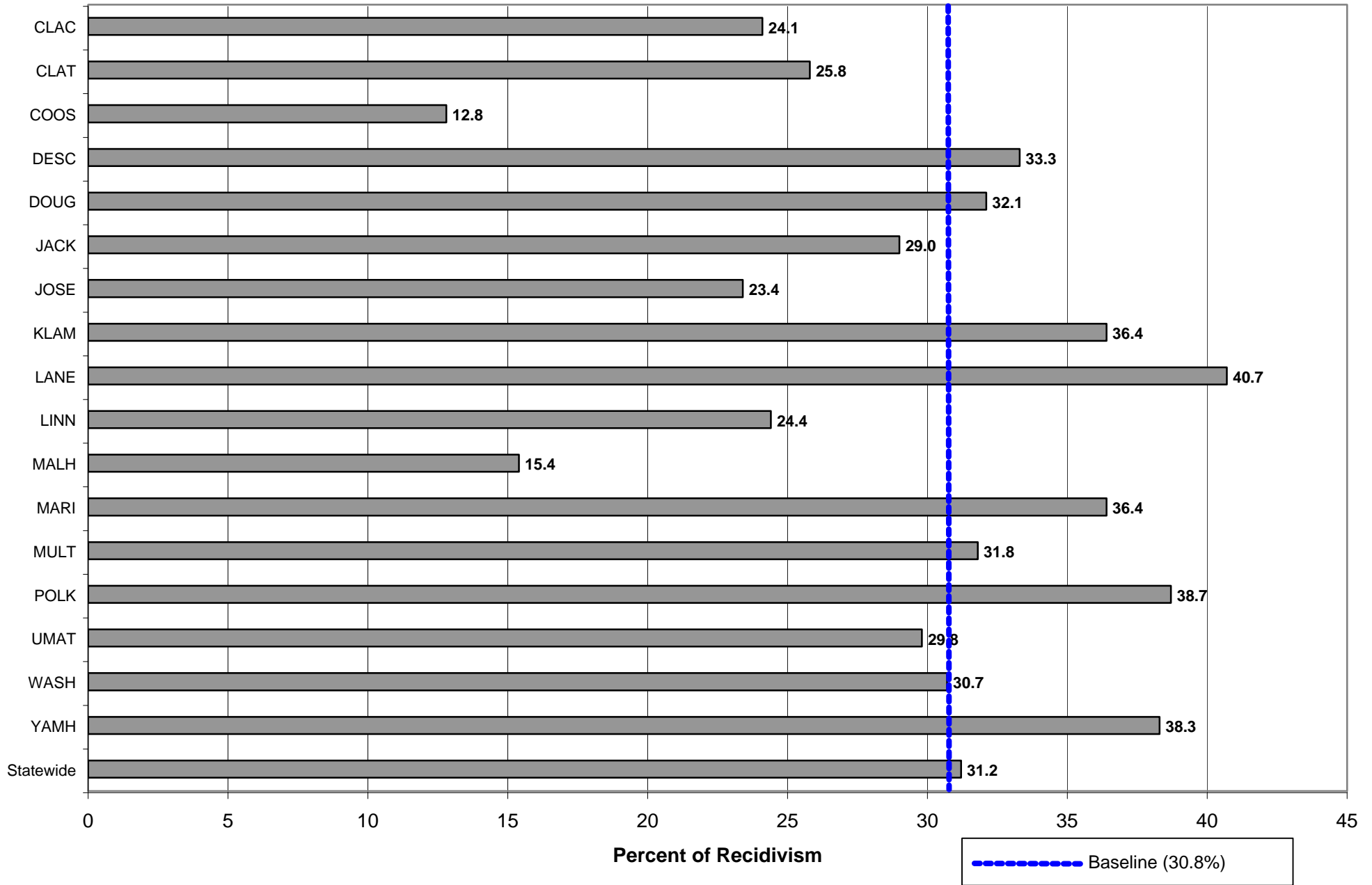


Statewide Parole/Post-Prison Supervision Recidivism Rates through 2nd Half 2003



■ Recidivism Rate — Baseline Rate (30.8%) - - - Trendline (linear)

Parole/Post-Prison Supervision Recidivism by County for 2nd Half 2003 (Release Cohort >30)



OREGON DEPARTMENT OF CORRECTIONS
RECIDIVISM OF NEW PAROLEES AND PROBATIONERS
 Baker - Updated: May 27, 2004

Cohort	PAROLE-PPS			PROBATION		
	Cumulative Percent Convicted of Any Felony After First Release to Parole-PPS			Cumulative Percent Convicted of Any Felony After First Sentence to Felov Probation		
	Percent convicted in ...months			Percent convicted in ...months		
	12	24	36	12	24	36
2nd/94	0.0	0.0	33.3	0.0	10.0	10.0
1st/95	0.0	0.0	25.0	18.8	22.2	23.5
2nd/95	33.3	33.3	100.0	20.0	29.0	29.0
1st/96	33.3	33.3	40.0	21.4	30.8	30.8
2nd/96	33.3	40.0	45.5	15.4	13.3	28.6
1st/97	0.0	0.0	12.5	22.2	22.2	20.0
2nd/97	0.0	66.7	66.7	5.0	15.8	15.8
1st/98	33.3	33.3	50.0	26.3	41.2	44.4
2nd/98	30.0	30.0	36.4	0.0	0.0	0.0
1st/99	0.0	28.6	22.2	15.4	21.4	33.3
2nd/99	0.0	0.0	0.0	12.5	17.6	17.6
1st/00	0.0	14.3	33.3	13.3	13.3	13.3
2nd/00	0.0	0.0	0.0	7.4	14.8	20.8
1st/01	25.0	25.0		16.7	18.8	
2nd/01	22.2	22.2		11.8	18.8	
1st/02	0.0			22.6		
2nd/02	0.0			0.0		

Note: Slight changes from previous reports may occur due to data updating

Parole: Recidivism is defined as the total percentage of a release cohort that was convicted of any felony at any time within the specified number of months following release from prison.

A release cohort is defined as comprising all individuals who were released to parole or PPS during a six month period. It excludes those released from prison following a revocation from parole/PPS. Inmates initially released on temporary or transitional leave are also included as of their parole or PPS date

A county's release cohorts are defined as offenders under the county's supervision at the end of the specified number of months following release from incarceration, plus offenders who committed new felonies within that period.

Probation: Recidivism is defined as the total percentage of an admission cohort that was convicted of any felony at any time within the specified number of months after beginning probation

An admission cohort is defined as comprising all individuals who were sentenced for the first time to felony probation during the same six month period. Some offenders have been sentenced to probation more than once. Each new probation admission is considered a separate case

A county's admission cohorts are defined as offenders under the county's supervision at the end of the specified number of months following admission to probation, plus offenders who committed new felonies within that period.

**OREGON DEPARTMENT OF CORRECTIONS
 RECIDIVISM OF NEW PAROLEES AND PROBATIONERS
 Benton - Updated: May 27, 2004**

Cohort	PAROLE-PPS			PROBATION		
	Cumulative Percent Convicted of Any Felony After First Release to Parole-PPS			Cumulative Percent Convicted of Any Felony After First Sentence to Felov Probation		
	Percent convicted in ...months			Percent convicted in ...months		
	12	24	36	12	24	36
2nd/94	23.1	53.8	53.8	11.4	14.3	18.2
1st/95	23.1	53.8	53.8	18.2	26.5	27.5
2nd/95	27.3	45.5	45.5	9.1	24.6	24.1
1st/96	18.8	26.7	40.0	16.1	23.7	25.4
2nd/96	22.2	27.8	27.8	16.3	17.0	23.9
1st/97	6.7	6.3	18.8	4.6	20.0	22.2
2nd/97	16.7	27.3	50.0	13.3	20.5	23.3
1st/98	7.7	15.4	15.4	17.0	23.5	33.3
2nd/98	9.5	19.0	19.0	7.0	17.9	24.5
1st/99	21.1	33.3	40.9	10.7	14.3	19.0
2nd/99	7.1	50.0	50.0	15.6	22.2	25.0
1st/00	9.1	10.0	40.0	13.6	25.0	31.6
2nd/00	7.7	11.1	23.5	24.4	32.5	33.3
1st/01	9.1	21.7		11.1	18.3	
2nd/01	4.0	16.7		11.9	18.6	
1st/02	9.5			10.2		
2nd/02	24.0			24.0		

Note: Slight changes from previous reports may occur due to data updating

Parole: Recidivism is defined as the total percentage of a release cohort that was convicted of any felony at any time within the specified number of months following release from prison.

A release cohort is defined as comprising all individuals who were released to parole or PPS during a six month period. It excludes those released from prison following a revocation from parole/PPS. Inmates initially released on temporary or transitional leave are also included as of their parole or PPS date

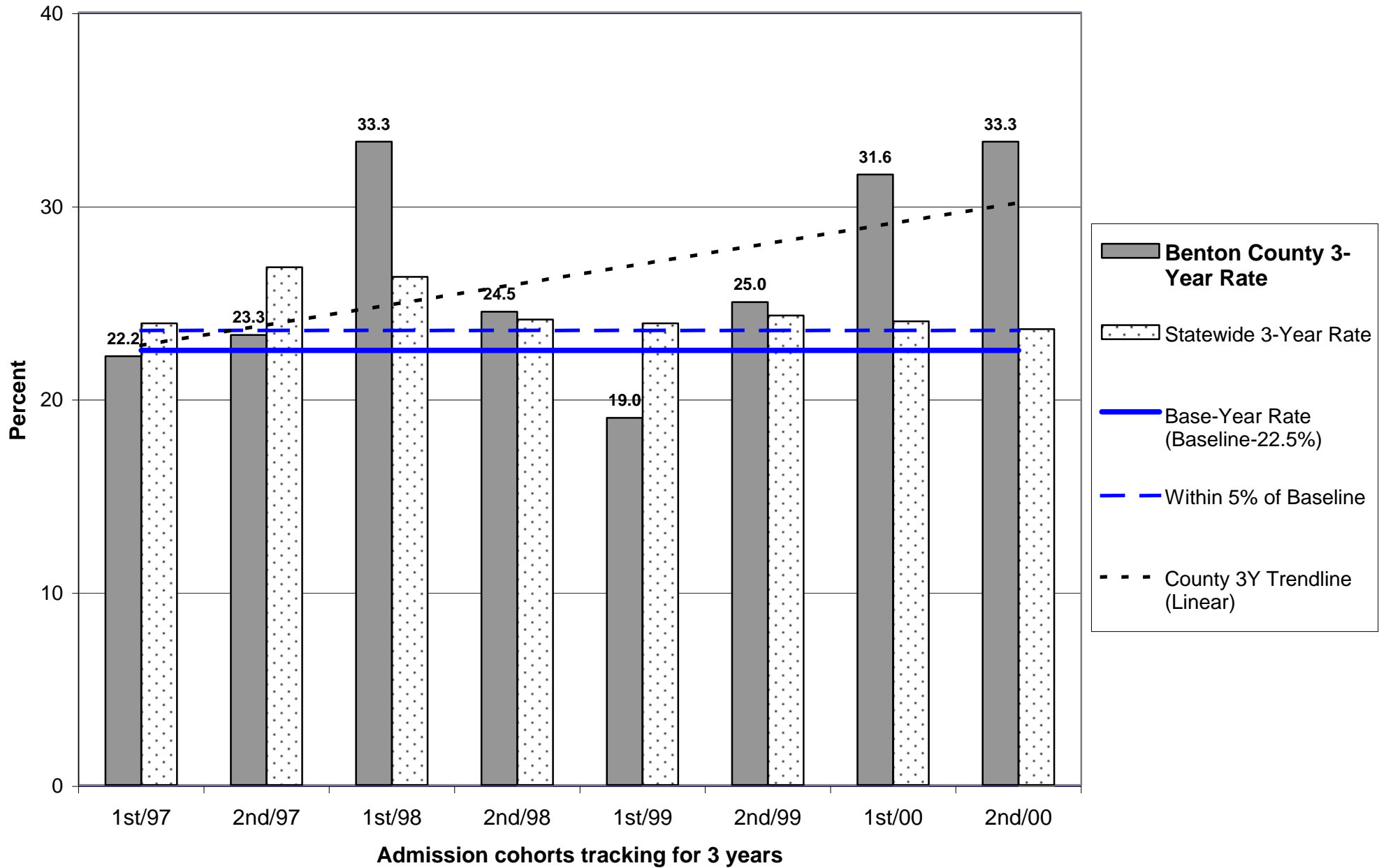
A county's release cohorts are defined as offenders under the county's supervision at the end of the specified number of months following release from incarceration, plus offenders who committed new felonies within that period.

Probation: Recidivism is defined as the total percentage of an admission cohort that was convicted of any felony at any time within the specified number of months after beginning probation

An admission cohort is defined as comprising all individuals who were sentenced for the first time to felony probation during the same six month period. Some offenders have been sentenced to probation more than once. Each new probation admission is considered a separate case

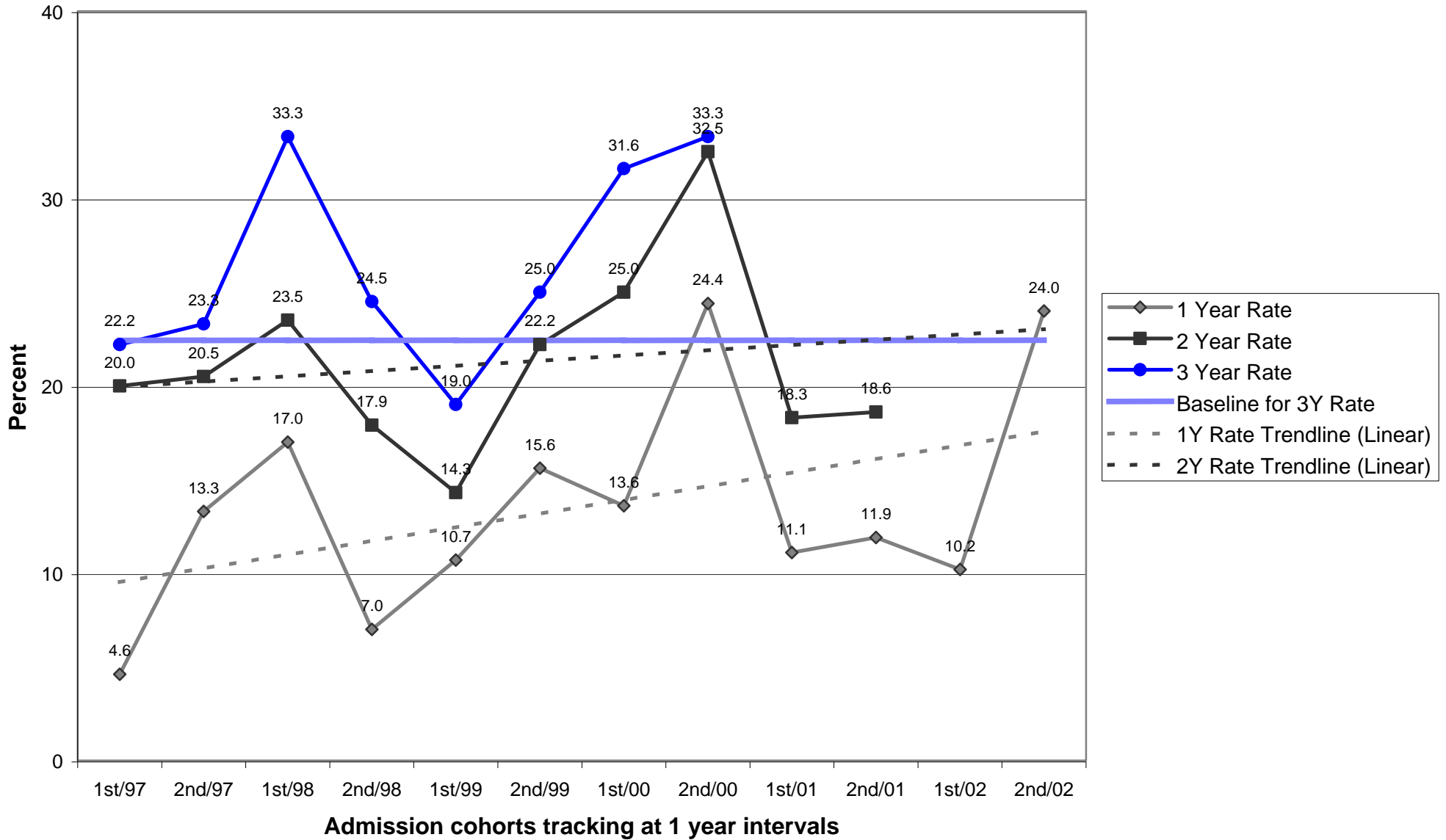
A county's admission cohorts are defined as offenders under the county's supervision at the end of the specified number of months following admission to probation, plus offenders who committed new felonies within that period.

Probation Recidivism Rates - 2nd Half 2003



Probation Recidivism Rates - 2nd Half 2003

Benton County



**OREGON DEPARTMENT OF CORRECTIONS
 RECIDIVISM OF NEW PAROLEES AND PROBATIONERS
 Clackamas - Updated: May 27, 2004**

Cohort	PAROLE-PPS			PROBATION		
	Cumulative Percent Convicted of Any Felony After First Release to Parole-PPS			Cumulative Percent Convicted of Any Felony After First Sentence to Felov Probation		
	Percent convicted in ...months			Percent convicted in ...months		
	12	24	36	12	24	36
2nd/94	15.1	16.4	31.5	11.8	18.1	23.0
1st/95	13.6	23.2	28.4	16.6	22.3	24.9
2nd/95	13.3	23.8	34.9	12.2	21.5	24.5
1st/96	11.3	21.6	29.2	10.6	20.8	25.0
2nd/96	14.7	29.0	41.4	8.6	15.1	18.6
1st/97	7.9	17.5	23.7	9.0	14.3	20.0
2nd/97	13.8	25.0	32.7	12.6	17.9	21.6
1st/98	11.9	22.6	31.8	10.3	16.8	21.9
2nd/98	18.9	26.7	32.0	10.7	15.2	18.1
1st/99	10.6	16.3	21.3	12.7	18.5	20.6
2nd/99	12.2	25.2	30.3	10.2	17.1	20.2
1st/00	16.0	19.6	25.3	8.6	14.7	17.5
2nd/00	11.8	17.4	24.1	8.1	15.4	19.2
1st/01	11.9	21.2		8.8	14.8	
2nd/01	14.1	17.2		9.4	15.3	
1st/02	9.7			9.7		
2nd/02	9.7			8.2		

Note: Slight changes from previous reports may occur due to data updating

Parole: Recidivism is defined as the total percentage of a release cohort that was convicted of any felony at any time within the specified number of months following release from prison.

A release cohort is defined as comprising all individuals who were released to parole or PPS during a six month period. It excludes those released from prison following a revocation from parole/PPS. Inmates initially released on temporary or transitional leave are also included as of their parole or PPS date

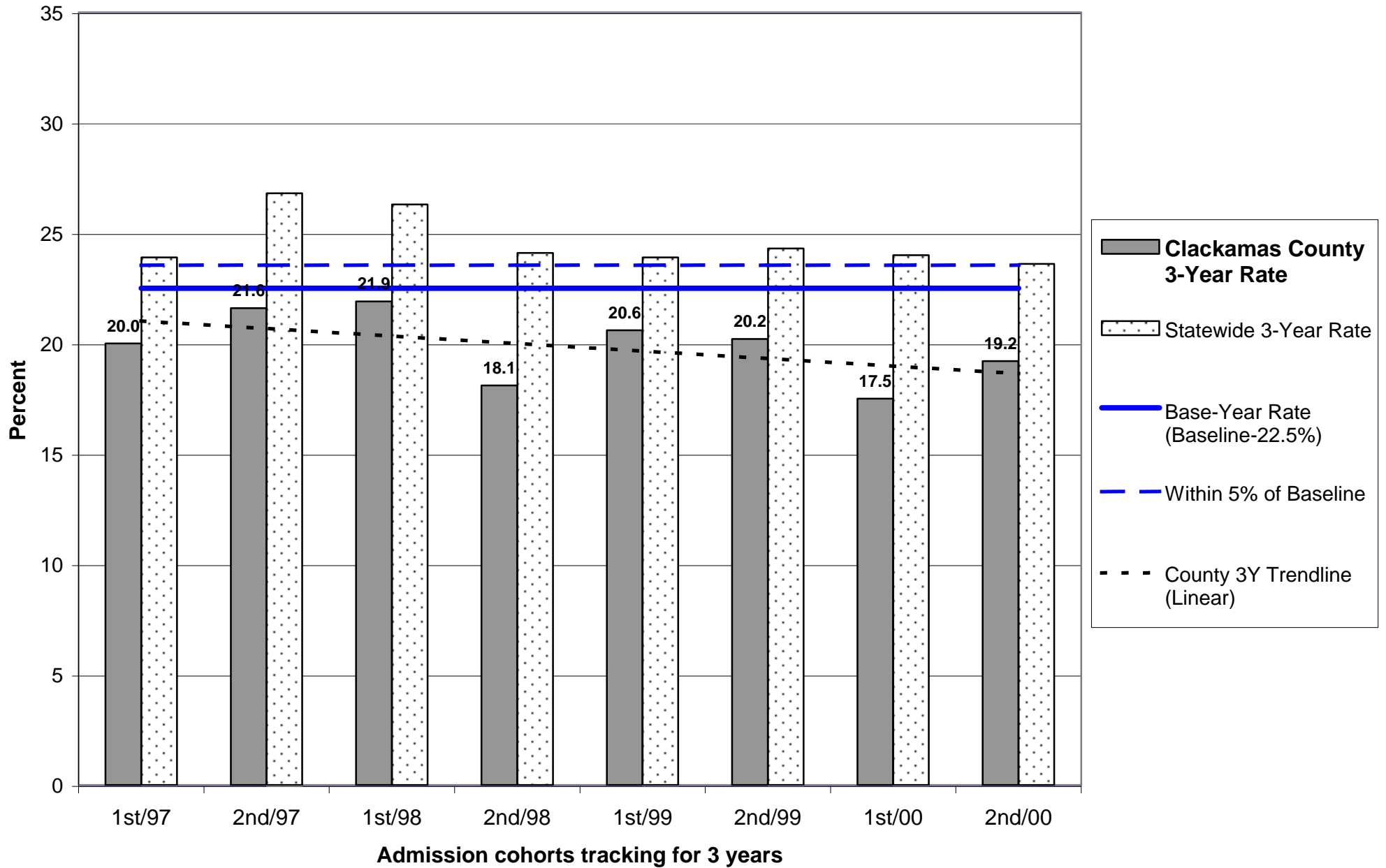
A county's release cohorts are defined as offenders under the county's supervision at the end of the specified number of months following release from incarceration, plus offenders who committed new felonies within that period.

Probation: Recidivism is defined as the total percentage of an admission cohort that was convicted of any felony at any time within the specified number of months after beginning probation

An admission cohort is defined as comprising all individuals who were sentenced for the first time to felony probation during the same six month period. Some offenders have been sentenced to probation more than once. Each new probation admission is considered a separate case

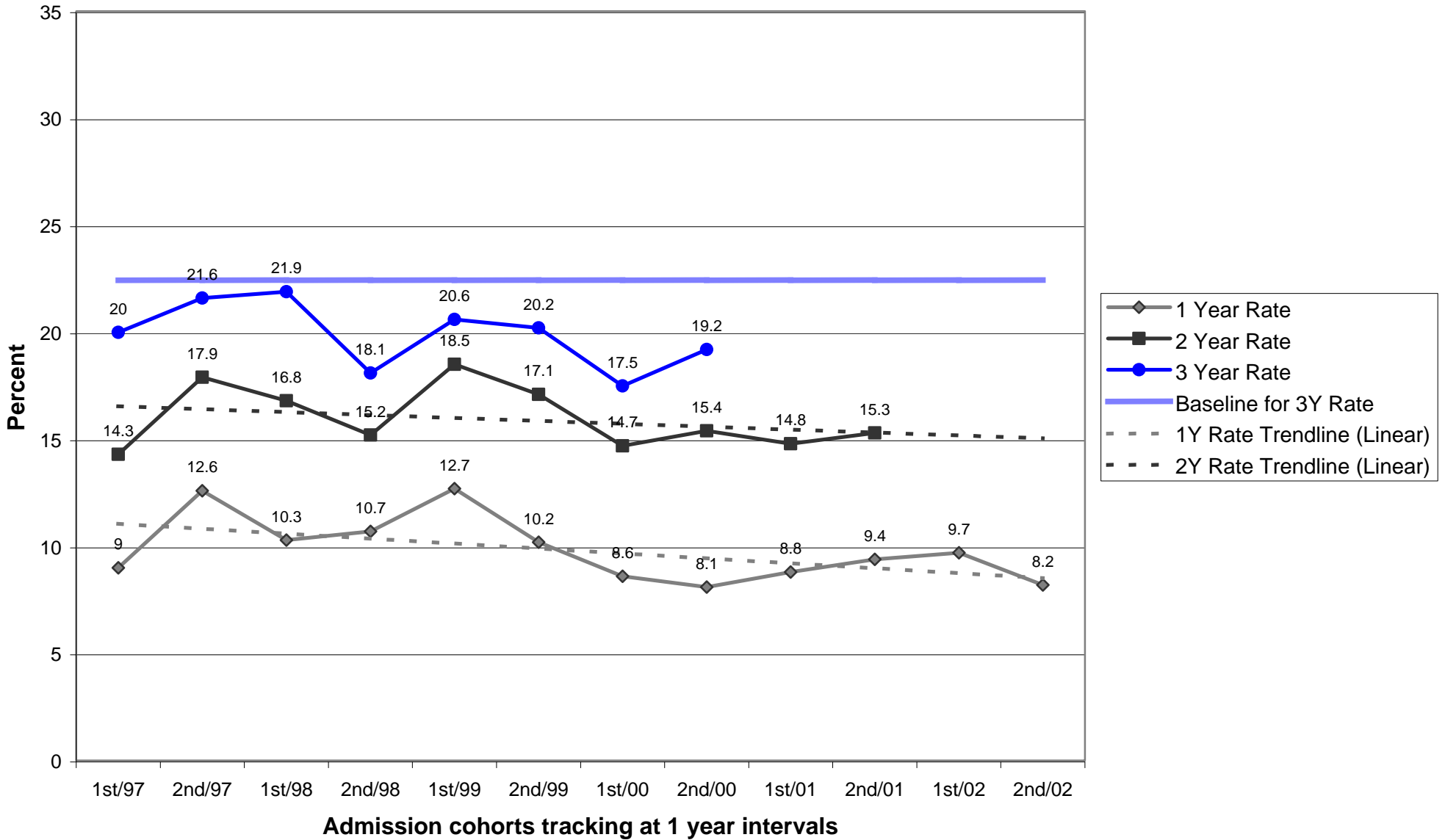
A county's admission cohorts are defined as offenders under the county's supervision at the end of the specified number of months following admission to probation, plus offenders who committed new felonies within that period.

Probation Recidivism Rates - 2nd Half 2003

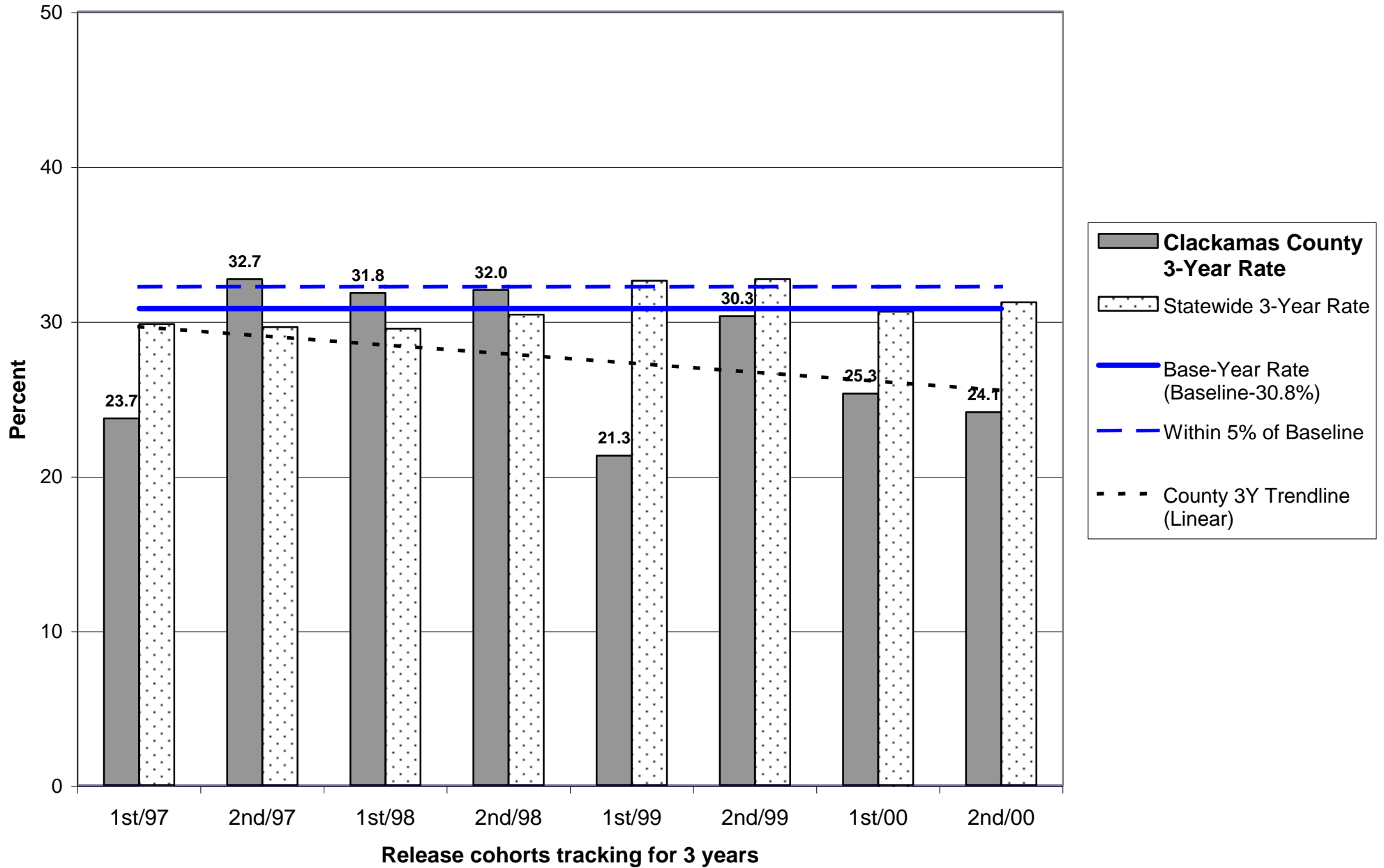


Probation Recidivism Rates - 2nd Half 2003

Clackamas County

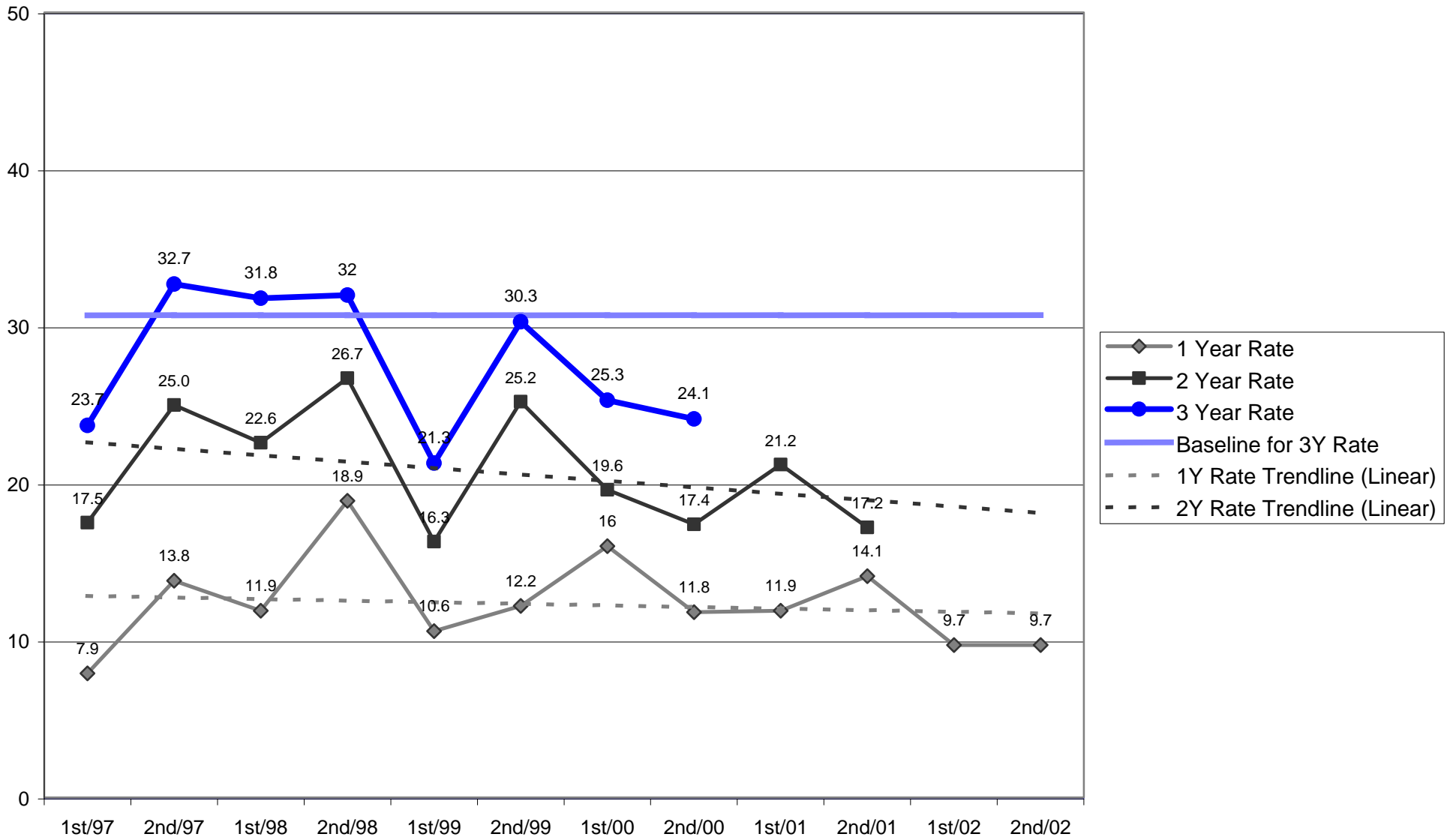


Parole/Post-Prison Supervision Recidivism Rates - 2nd Half 2003



Parole/Post-Prison Supervision Recidivism Rates - 2nd Half 2003

Clackamas County



**OREGON DEPARTMENT OF CORRECTIONS
 RECIDIVISM OF NEW PAROLEES AND PROBATIONERS
 Clatsop - Updated: May 27, 2004**

Cohort	PAROLE-PPS			PROBATION		
	Cumulative Percent Convicted of Any Felony After First Release to Parole-PPS			Cumulative Percent Convicted of Any Felony After First Sentence to Felov Probation		
	Percent convicted in ...months			Percent convicted in ...months		
	12	24	36	12	24	36
2nd/94	6.7	21.4	26.7	10.3	21.6	25.6
1st/95	12.5	33.3	44.4	0.0	12.9	16.7
2nd/95	23.5	26.3	33.3	21.6	23.7	27.5
1st/96	12.5	37.5	30.0	8.7	12.8	19.1
2nd/96	14.3	19.0	23.8	14.9	20.8	29.8
1st/97	8.7	12.5	12.5	8.7	22.2	24.4
2nd/97	13.6	28.6	27.3	15.2	22.2	26.7
1st/98	12.5	12.5	25.0	4.0	20.0	24.0
2nd/98	16.7	26.9	34.6	4.4	13.3	22.2
1st/99	14.3	40.0	55.0	5.7	17.3	18.9
2nd/99	14.8	29.6	33.3	6.3	19.6	25.5
1st/00	21.1	31.6	47.4	8.9	17.4	20.5
2nd/00	6.5	19.4	25.8	7.4	13.5	15.1
1st/01	9.7	22.6		6.6	17.6	
2nd/01	10.3	17.5		11.9	13.3	
1st/02	0.0			10.1		
2nd/02	15.0			5.7		

Note: Slight changes from previous reports may occur due to data updating

Parole: Recidivism is defined as the total percentage of a release cohort that was convicted of any felony at any time within the specified number of months following release from prison.

A release cohort is defined as comprising all individuals who were released to parole or PPS during a six month period. It excludes those released from prison following a revocation from parole/PPS. Inmates initially released on temporary or transitional leave are also included as of their parole or PPS date

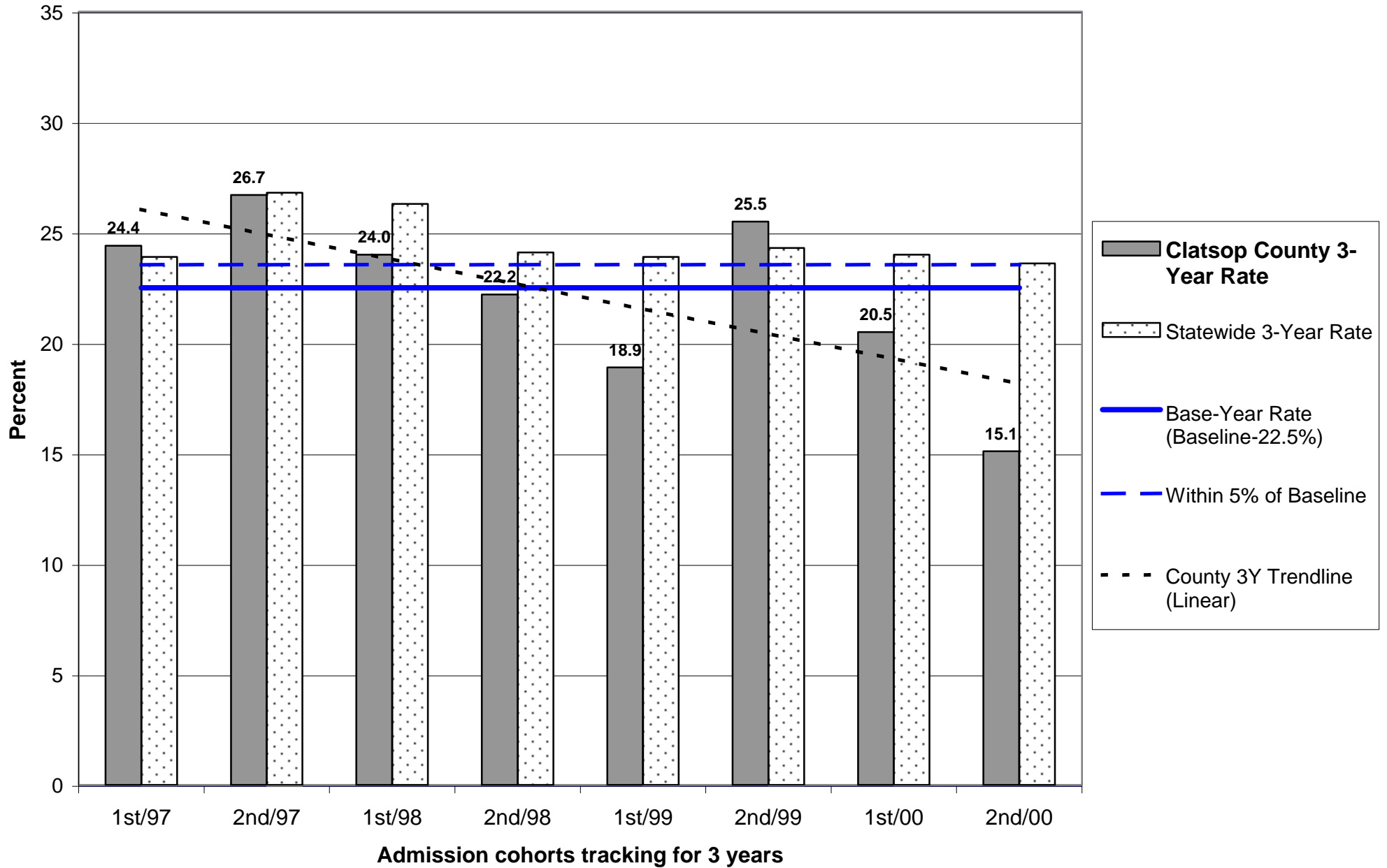
A county's release cohorts are defined as offenders under the county's supervision at the end of the specified number of months following release from incarceration, plus offenders who committed new felonies within that period.

Probation: Recidivism is defined as the total percentage of an admission cohort that was convicted of any felony at any time within the specified number of months after beginning probation

An admission cohort is defined as comprising all individuals who were sentenced for the first time to felony probation during the same six month period. Some offenders have been sentenced to probation more than once. Each new probation admission is considered a separate case

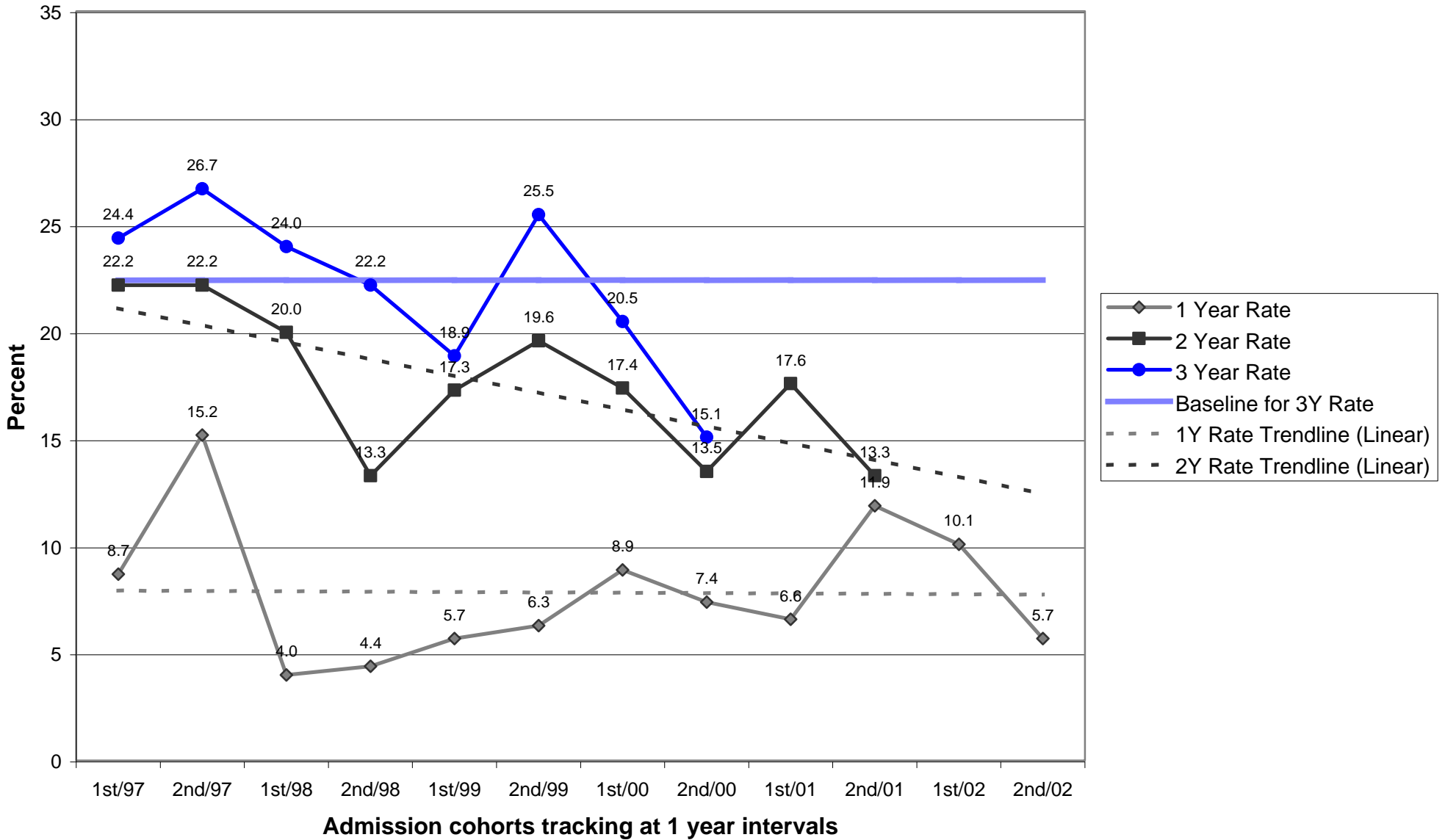
A county's admission cohorts are defined as offenders under the county's supervision at the end of the specified number of months following admission to probation, plus offenders who committed new felonies within that period.

Probation Recidivism Rates - 2nd Half 2003

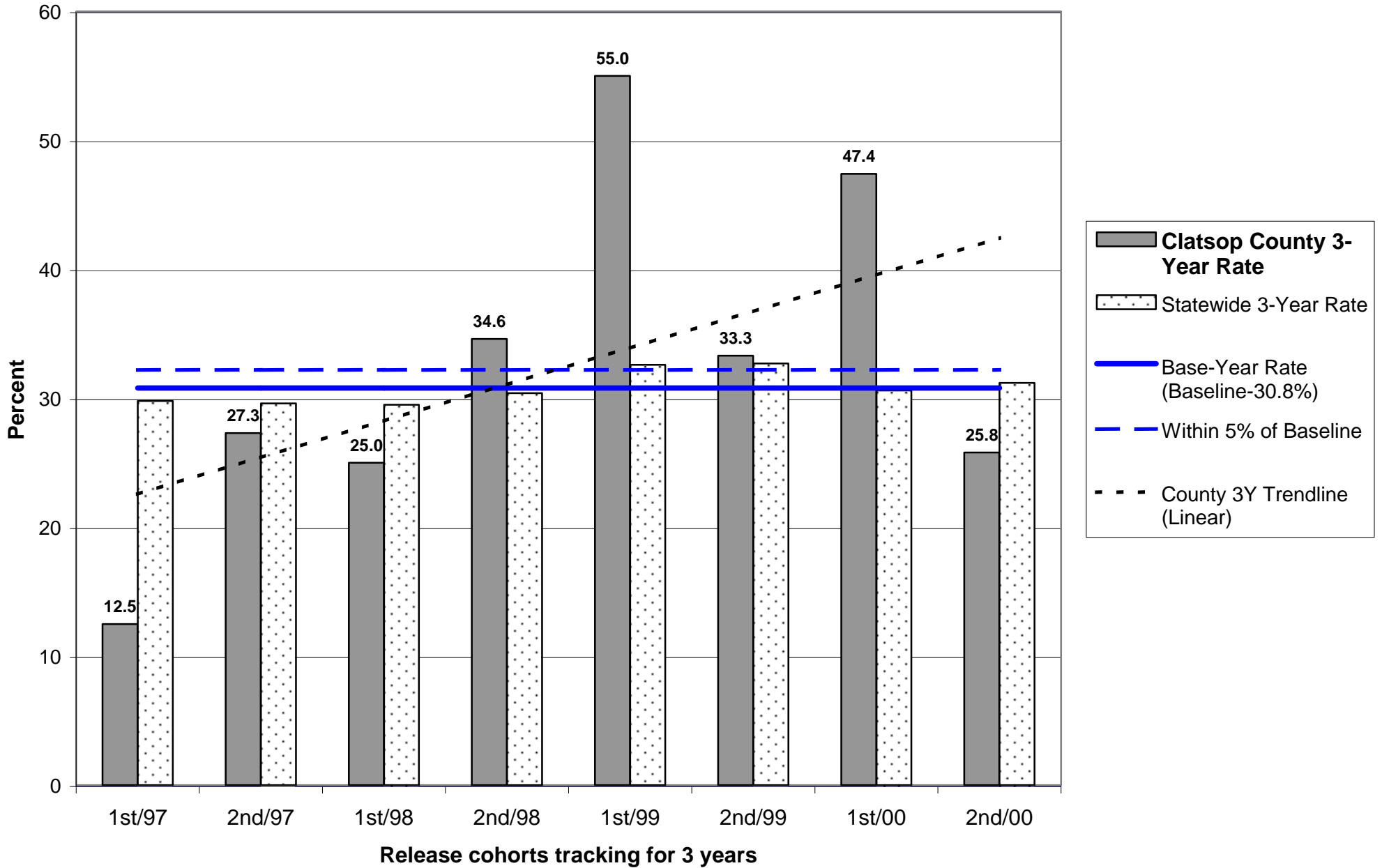


Probation Recidivism Rates - 2nd Half 2003

Clatsop County

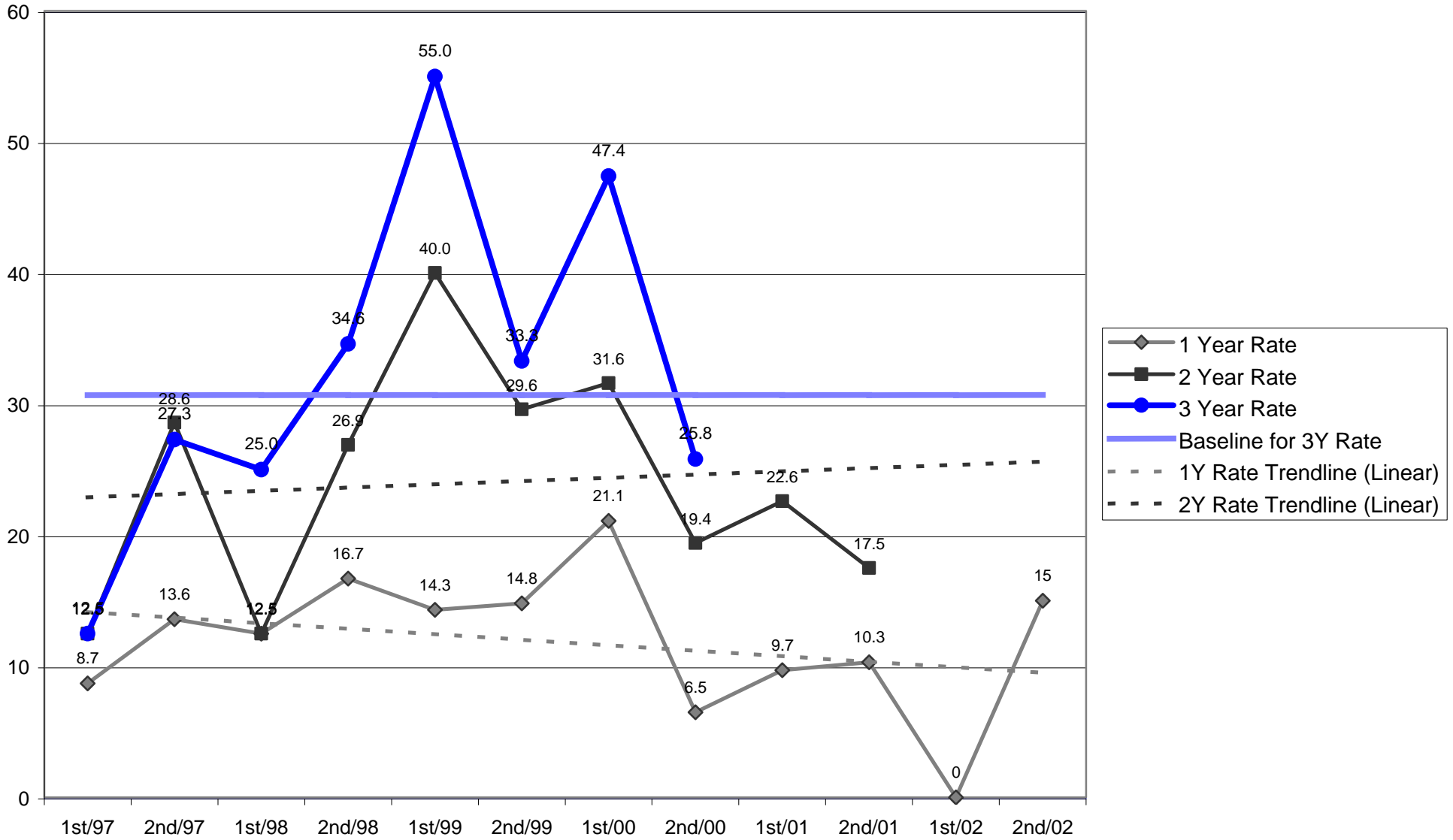


Parole/Post-Prison Supervision Recidivism Rates - 2nd Half 2003



Parole/Post-Prison Supervision Recidivism Rates - 2nd Half 2003

Clatsop County



**OREGON DEPARTMENT OF CORRECTIONS
 RECIDIVISM OF NEW PAROLEES AND PROBATIONERS
 Columbia - Updated: May 27, 2004**

Cohort	PAROLE-PPS			PROBATION		
	Cumulative Percent Convicted of Any Felony After First Release to Parole-PPS			Cumulative Percent Convicted of Any Felony After First Sentence to Felov Probation		
	Percent convicted in ...months			Percent convicted in ...months		
	12	24	36	12	24	36
2nd/94	0.0	25.0	23.1	15.8	25.0	26.8
1st/95	0.0	30.0	27.3	15.2	23.9	25.5
2nd/95	19.0	38.1	38.1	5.3	5.7	8.8
1st/96	23.1	23.1	30.8	3.8	7.4	9.1
2nd/96	12.5	13.3	26.7	3.3	10.2	15.0
1st/97	9.1	9.1	18.2	3.2	16.1	23.3
2nd/97	13.3	18.8	29.4	3.8	17.0	16.7
1st/98	4.0	7.7	11.5	7.3	14.3	26.2
2nd/98	8.3	16.0	29.2	13.3	21.7	21.3
1st/99	27.3	41.7	45.5	13.4	15.7	21.4
2nd/99	15.2	20.6	24.2	2.4	5.1	7.5
1st/00	13.6	16.7	21.7	1.5	12.1	13.6
2nd/00	13.6	21.7	30.4	6.3	12.5	17.0
1st/01	12.0	20.0		13.2	17.0	
2nd/01	7.1	13.8		10.0	16.1	
1st/02	12.5			3.4		
2nd/02	9.4			17.5		

Note: Slight changes from previous reports may occur due to data updating

Parole: Recidivism is defined as the total percentage of a release cohort that was convicted of any felony at any time within the specified number of months following release from prison.

A release cohort is defined as comprising all individuals who were released to parole or PPS during a six month period. It excludes those released from prison following a revocation from parole/PPS. Inmates initially released on temporary or transitional leave are also included as of their parole or PPS date

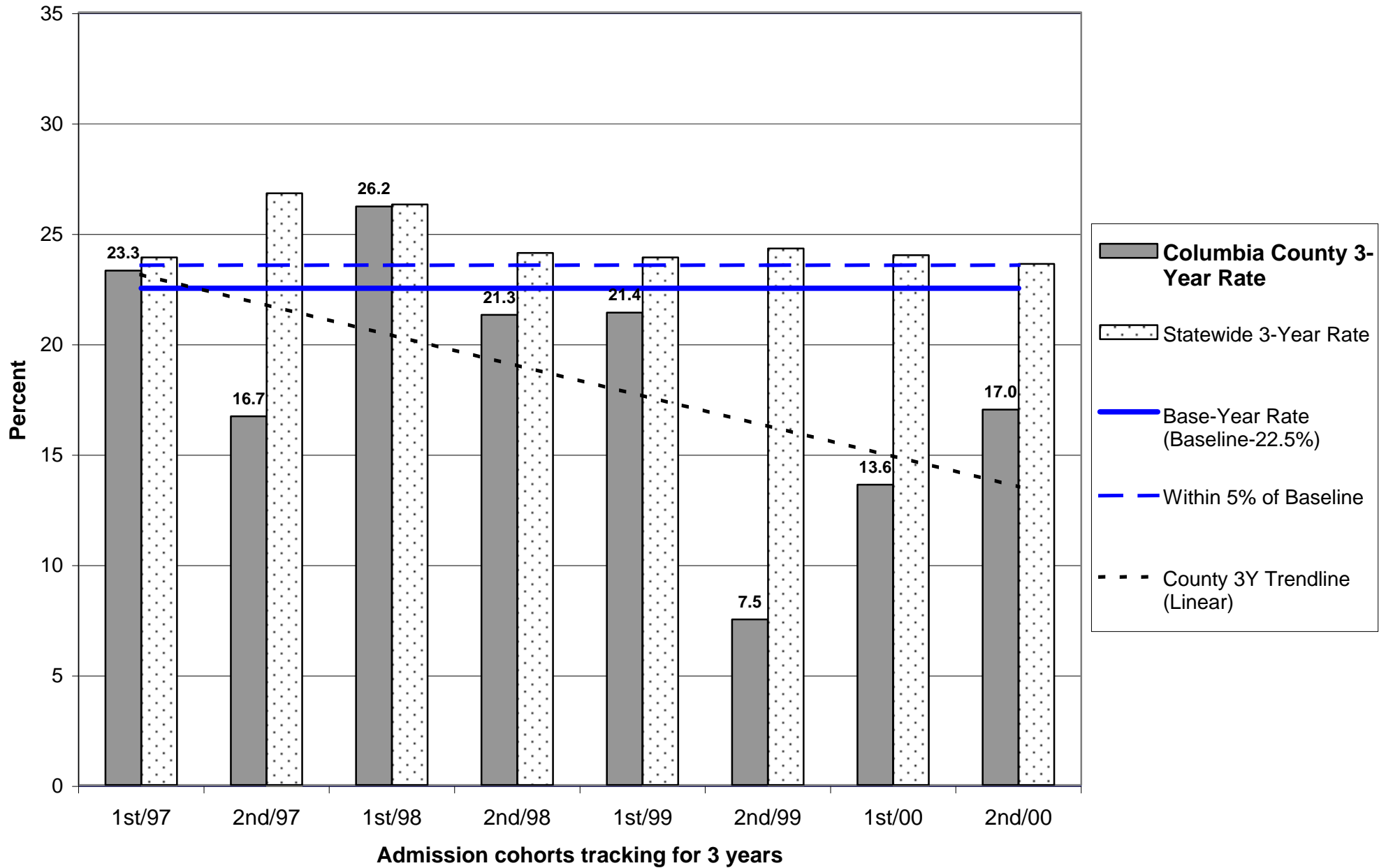
A county's release cohorts are defined as offenders under the county's supervision at the end of the specified number of months following release from incarceration, plus offenders who committed new felonies within that period.

Probation: Recidivism is defined as the total percentage of an admission cohort that was convicted of any felony at any time within the specified number of months after beginning probation

An admission cohort is defined as comprising all individuals who were sentenced for the first time to felony probation during the same six month period. Some offenders have been sentenced to probation more than once. Each new probation admission is considered a separate case

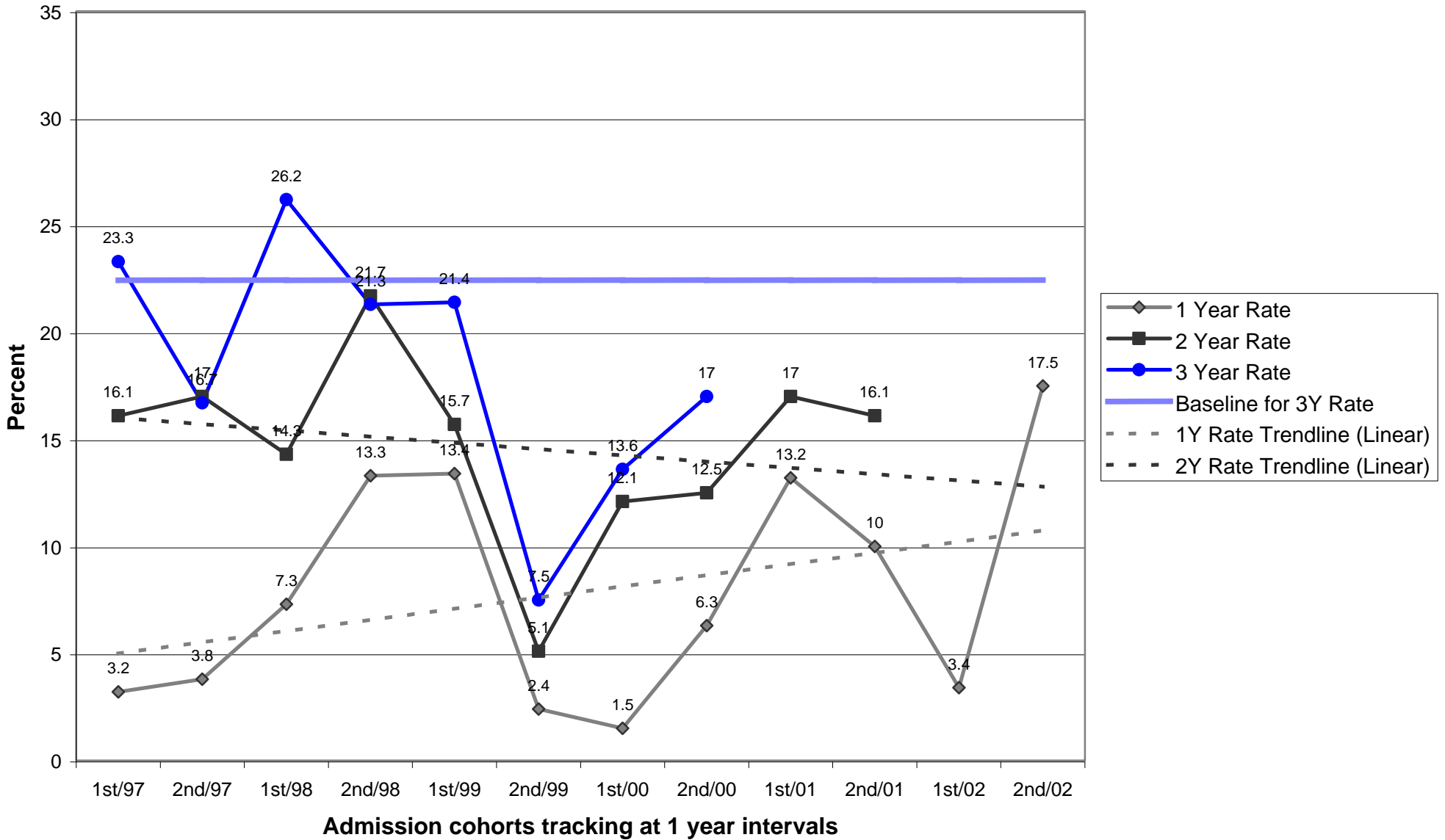
A county's admission cohorts are defined as offenders under the county's supervision at the end of the specified number of months following admission to probation, plus offenders who committed new felonies within that period.

Probation Recidivism Rates - 2nd Half 2003



Probation Recidivism Rates - 2nd Half 2003

Columbia County



OREGON DEPARTMENT OF CORRECTIONS
RECIDIVISM OF NEW PAROLEES AND PROBATIONERS
 Coos - Updated: May 27, 2004

Cohort	PAROLE-PPS			PROBATION		
	Cumulative Percent Convicted of Any Felony After First Release to Parole-PPS			Cumulative Percent Convicted of Any Felony After First Sentence to Felov Probation		
	Percent convicted in ...months			Percent convicted in ...months		
	12	24	36	12	24	36
2nd/94	11.4	14.3	34.3	10.0	18.1	20.8
1st/95	17.8	22.7	25.6	12.6	20.5	25.2
2nd/95	6.1	18.2	37.5	11.2	16.7	22.9
1st/96	18.2	36.4	42.4	8.0	15.8	18.4
2nd/96	19.5	27.9	32.6	11.9	18.1	28.0
1st/97	7.3	17.5	31.6	14.1	20.5	23.2
2nd/97	7.1	9.3	14.6	8.8	15.3	22.9
1st/98	9.8	16.7	21.4	13.2	22.3	25.6
2nd/98	9.4	27.5	31.4	8.8	12.1	18.1
1st/99	6.5	16.7	23.3	8.3	13.7	19.1
2nd/99	4.8	12.2	22.0	9.7	12.8	16.1
1st/00	11.4	26.7	35.7	7.9	12.0	15.3
2nd/00	4.3	10.6	12.8	11.4	19.8	21.8
1st/01	9.1	15.6		9.5	15.1	
2nd/01	10.0	18.4		14.3	20.0	
1st/02	1.8			7.3		
2nd/02	2.9			14.5		

Note: Slight changes from previous reports may occur due to data updating

Parole: Recidivism is defined as the total percentage of a release cohort that was convicted of any felony at any time within the specified number of months following release from prison.

A release cohort is defined as comprising all individuals who were released to parole or PPS during a six month period. It excludes those released from prison following a revocation from parole/PPS. Inmates initially released on temporary or transitional leave are also included as of their parole or PPS date

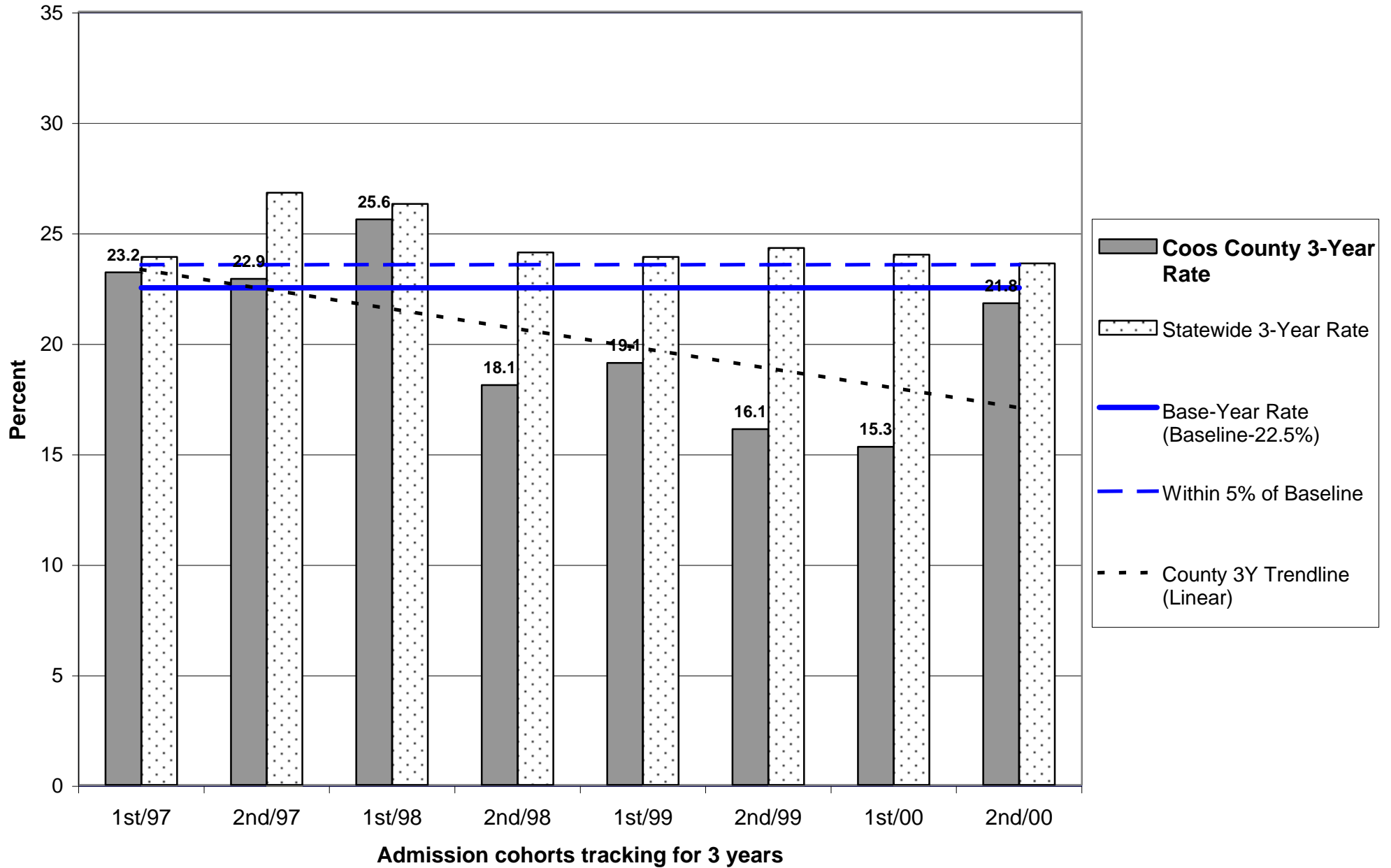
A county's release cohorts are defined as offenders under the county's supervision at the end of the specified number of months following release from incarceration, plus offenders who committed new felonies within that period.

Probation: Recidivism is defined as the total percentage of an admission cohort that was convicted of any felony at any time within the specified number of months after beginning probation

An admission cohort is defined as comprising all individuals who were sentenced for the first time to felony probation during the same six month period. Some offenders have been sentenced to probation more than once. Each new probation admission is considered a separate case

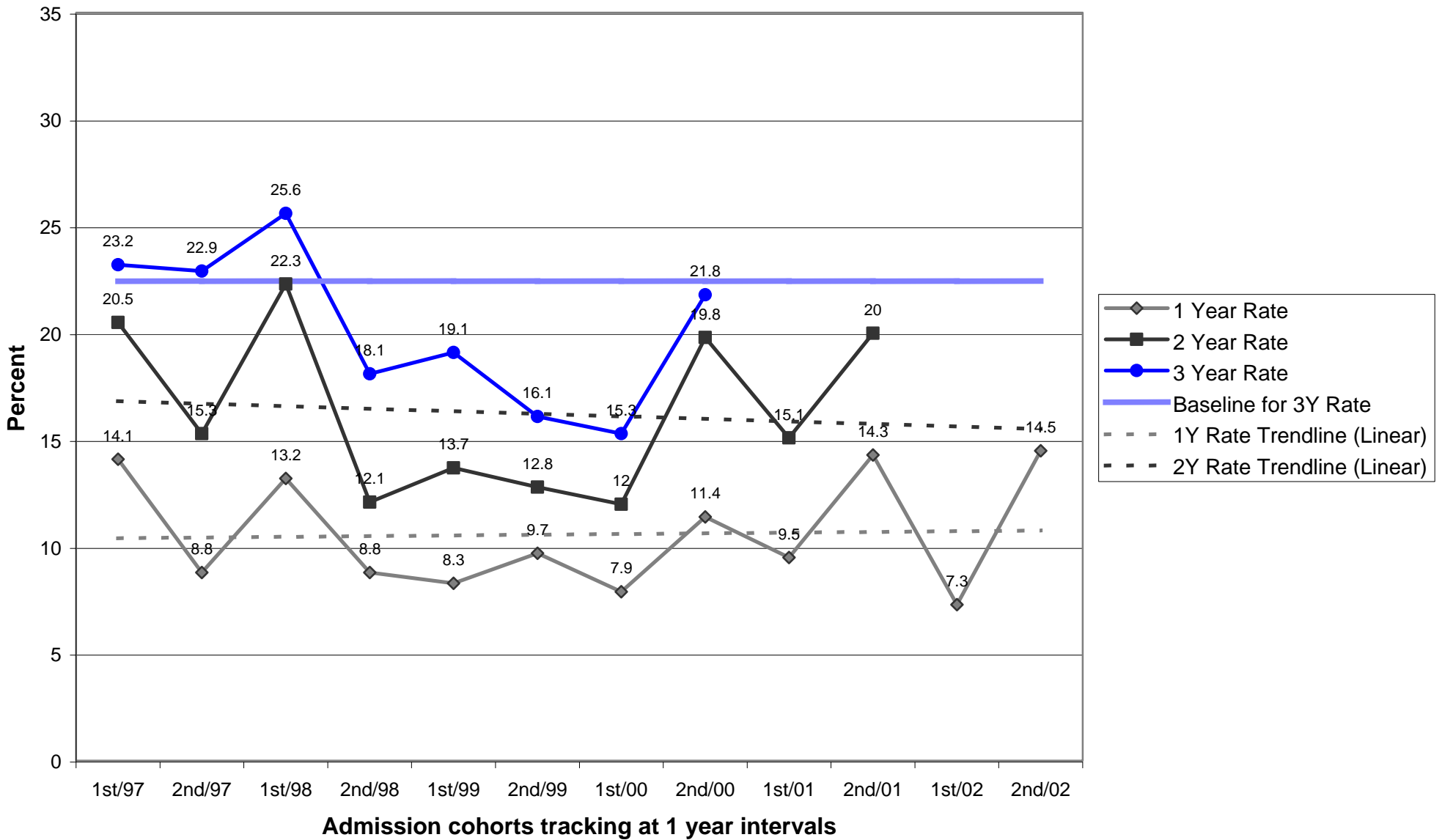
A county's admission cohorts are defined as offenders under the county's supervision at the end of the specified number of months following admission to probation, plus offenders who committed new felonies within that period.

Probation Recidivism Rates - 2nd Half 2003

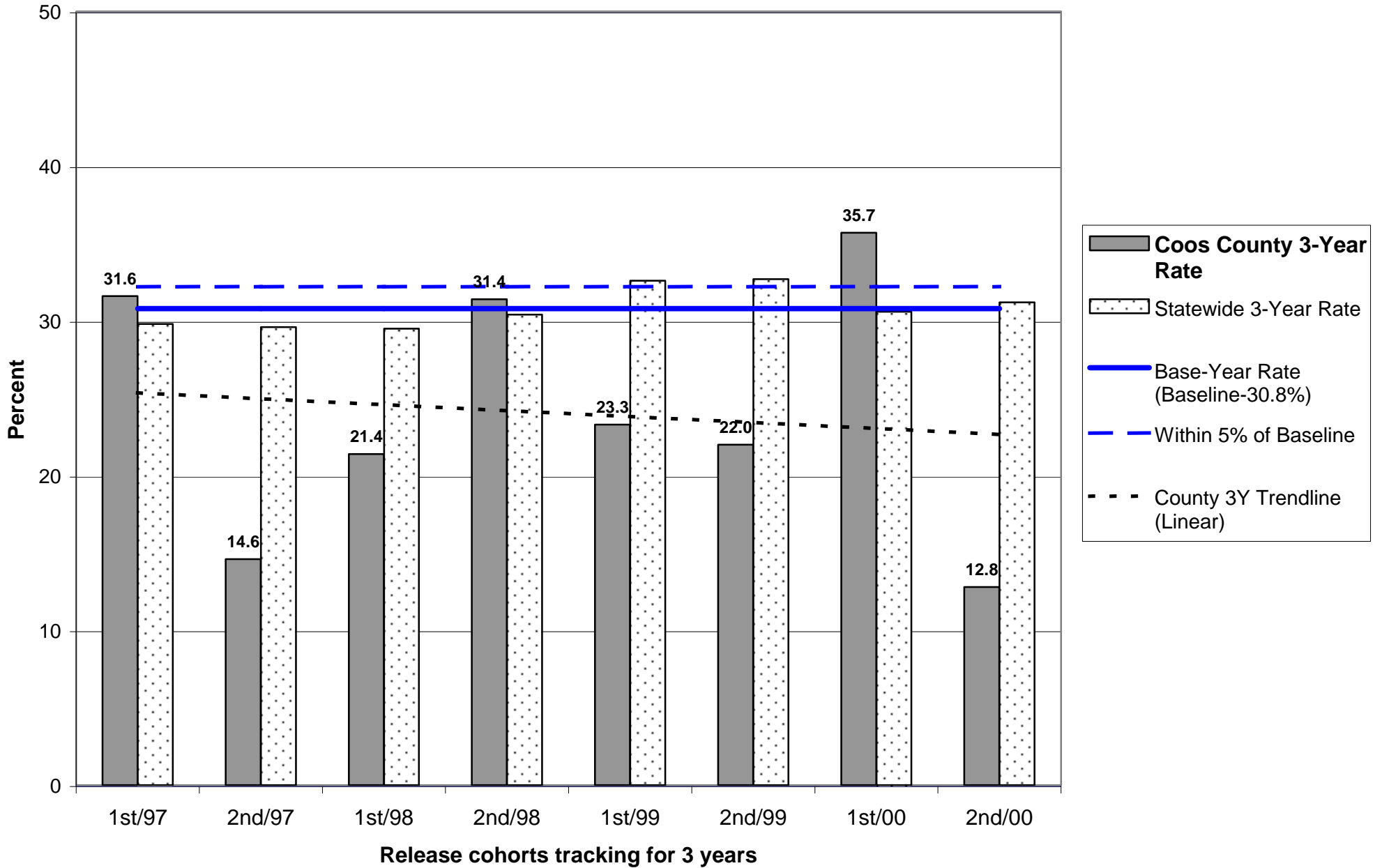


Probation Recidivism Rates - 2nd Half 2003

Coos County

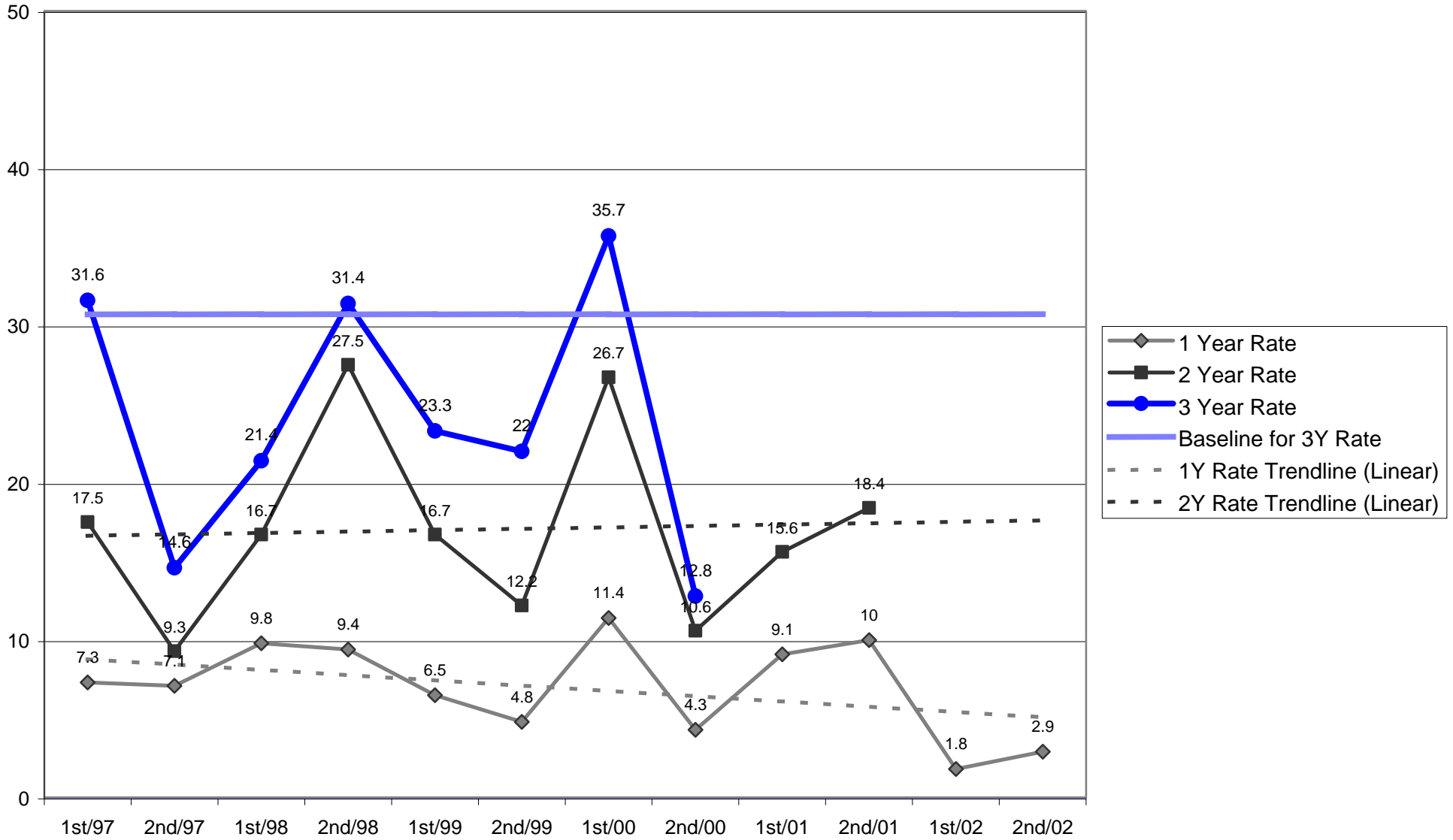


Parole/Post-Prison Supervision Recidivism Rates - 2nd Half 2003



Parole/Post-Prison Supervision Recidivism Rates - 2nd Half 2003

Coos County



OREGON DEPARTMENT OF CORRECTIONS
RECIDIVISM OF NEW PAROLEES AND PROBATIONERS
 Crook - Updated: May 27, 2004

Cohort	PAROLE-PPS			PROBATION		
	Cumulative Percent Convicted of Any Felony After First Release to Parole-PPS			Cumulative Percent Convicted of Any Felony After First Sentence to Felov Probation		
	Percent convicted in ...months			Percent convicted in ...months		
	12	24	36	12	24	36
2nd/94	100.0	50.0	50.0	19.4	32.3	33.3
1st/95	0.0	0.0	14.3	22.2	36.0	34.6
2nd/95	8.3	36.4	60.0	20.0	28.6	33.3
1st/96	11.1	12.5	25.0	16.1	25.0	30.0
2nd/96	21.4	35.7	53.3	5.0	19.0	33.3
1st/97	20.0	33.3	33.3	18.8	23.1	28.6
2nd/97	18.2	27.3	45.5	20.0	27.8	26.3
1st/98	16.7	40.0	45.5	7.7	16.0	15.4
2nd/98	14.3	14.3	14.3	37.0	38.7	46.9
1st/99	0.0	0.0	0.0	2.9	11.4	18.9
2nd/99	0.0	36.4	40.0	14.7	24.2	29.4
1st/00	6.7	33.3	50.0	10.0	13.0	21.7
2nd/00	0.0	16.7	25.0	6.3	6.7	6.7
1st/01	6.3	6.7		10.8	12.8	
2nd/01	0.0	8.3		13.0	12.5	
1st/02	14.3			8.0		
2nd/02	14.3			11.1		

Note: Slight changes from previous reports may occur due to data updating

Parole: Recidivism is defined as the total percentage of a release cohort that was convicted of any felony at any time within the specified number of months following release from prison.

A release cohort is defined as comprising all individuals who were released to parole or PPS during a six month period. It excludes those released from prison following a revocation from parole/PPS. Inmates initially released on temporary or transitional leave are also included as of their parole or PPS date

A county's release cohorts are defined as offenders under the county's supervision at the end of the specified number of months following release from incarceration, plus offenders who committed new felonies within that period.

Probation: Recidivism is defined as the total percentage of an admission cohort that was convicted of any felony at any time within the specified number of months after beginning probation

An admission cohort is defined as comprising all individuals who were sentenced for the first time to felony probation during the same six month period. Some offenders have been sentenced to probation more than once. Each new probation admission is considered a separate case

A county's admission cohorts are defined as offenders under the county's supervision at the end of the specified number of months following admission to probation, plus offenders who committed new felonies within that period.

OREGON DEPARTMENT OF CORRECTIONS
RECIDIVISM OF NEW PAROLEES AND PROBATIONERS
Curry - Updated: May 27, 2004

Cohort	PAROLE-PPS			PROBATION		
	Cumulative Percent Convicted of Any Felony After First Release to Parole-PPS			Cumulative Percent Convicted of Any Felony After First Sentence to Felov Probation		
	Percent convicted in ...months			Percent convicted in ...months		
	12	24	36	12	24	36
2nd/94	0.0	0.0	40.0	13.3	16.7	24.1
1st/95	14.3	42.9	42.9	12.5	16.7	22.9
2nd/95	0.0	33.3	25.0	11.1	15.2	17.6
1st/96	0.0	16.7	16.7	11.9	21.4	25.0
2nd/96	0.0	0.0	0.0	18.8	27.3	30.3
1st/97	0.0	28.6	28.6	10.2	16.7	18.8
2nd/97	12.5	25.0	25.0	11.1	17.2	20.7
1st/98	0.0	0.0	0.0	11.1	16.7	19.7
2nd/98	0.0	0.0	16.7	13.0	17.8	22.2
1st/99	10.0	20.0	22.2	6.9	20.7	24.1
2nd/99	7.1	14.3	14.3	11.1	16.0	18.5
1st/00	0.0	6.7	6.7	11.9	12.2	22.7
2nd/00	0.0	0.0	0.0	7.7	14.8	15.4
1st/01	26.7	28.6		15.8	20.0	
2nd/01	6.7	35.7		7.1	7.1	
1st/02	14.3			12.3		
2nd/02	0.0			16.7		

Note: Slight changes from previous reports may occur due to data updating

Parole: Recidivism is defined as the total percentage of a release cohort that was convicted of any felony at any time within the specified number of months following release from prison.

A release cohort is defined as comprising all individuals who were released to parole or PPS during a six month period. It excludes those released from prison following a revocation from parole/PPS. Inmates initially released on temporary or transitional leave are also included as of their parole or PPS date

A county's release cohorts are defined as offenders under the county's supervision at the end of the specified number of months following release from incarceration, plus offenders who committed new felonies within that period.

Probation: Recidivism is defined as the total percentage of an admission cohort that was convicted of any felony at any time within the specified number of months after beginning probation

An admission cohort is defined as comprising all individuals who were sentenced for the first time to felony probation during the same six month period. Some offenders have been sentenced to probation more than once. Each new probation admission is considered a separate case

A county's admission cohorts are defined as offenders under the county's supervision at the end of the specified number of months following admission to probation, plus offenders who committed new felonies within that period.

**OREGON DEPARTMENT OF CORRECTIONS
 RECIDIVISM OF NEW PAROLEES AND PROBATIONERS
 Deschutes - Updated: May 27, 2004**

Cohort	PAROLE-PPS			PROBATION		
	Cumulative Percent Convicted of Any Felony After First Release to Parole-PPS			Cumulative Percent Convicted of Any Felony After First Sentence to Felov Probation		
	Percent convicted in ...months			Percent convicted in ...months		
	12	24	36	12	24	36
2nd/94	8.8	20.0	25.0	11.2	23.6	28.2
1st/95	6.8	20.8	26.5	19.3	24.1	28.2
2nd/95	23.1	28.9	31.6	14.8	22.0	30.6
1st/96	8.0	21.6	26.4	8.2	14.9	24.8
2nd/96	12.2	34.1	35.7	14.5	22.7	27.7
1st/97	11.9	30.4	36.6	10.1	14.8	22.9
2nd/97	16.3	29.5	37.8	15.4	24.2	25.3
1st/98	23.2	34.2	43.8	9.3	18.4	24.1
2nd/98	23.0	26.7	38.3	14.8	23.8	27.0
1st/99	12.0	24.7	31.6	11.9	18.2	22.7
2nd/99	15.7	24.7	31.5	11.7	22.1	28.4
1st/00	7.7	20.5	23.1	9.1	20.5	24.4
2nd/00	18.1	27.2	33.3	12.8	19.0	23.8
1st/01	15.7	29.2		14.1	23.7	
2nd/01	10.1	24.0		15.3	25.9	
1st/02	19.1			14.4		
2nd/02	12.8			15.4		

Note: Slight changes from previous reports may occur due to data updating

Parole: Recidivism is defined as the total percentage of a release cohort that was convicted of any felony at any time within the specified number of months following release from prison.

A release cohort is defined as comprising all individuals who were released to parole or PPS during a six month period. It excludes those released from prison following a revocation from parole/PPS. Inmates initially released on temporary or transitional leave are also included as of their parole or PPS date

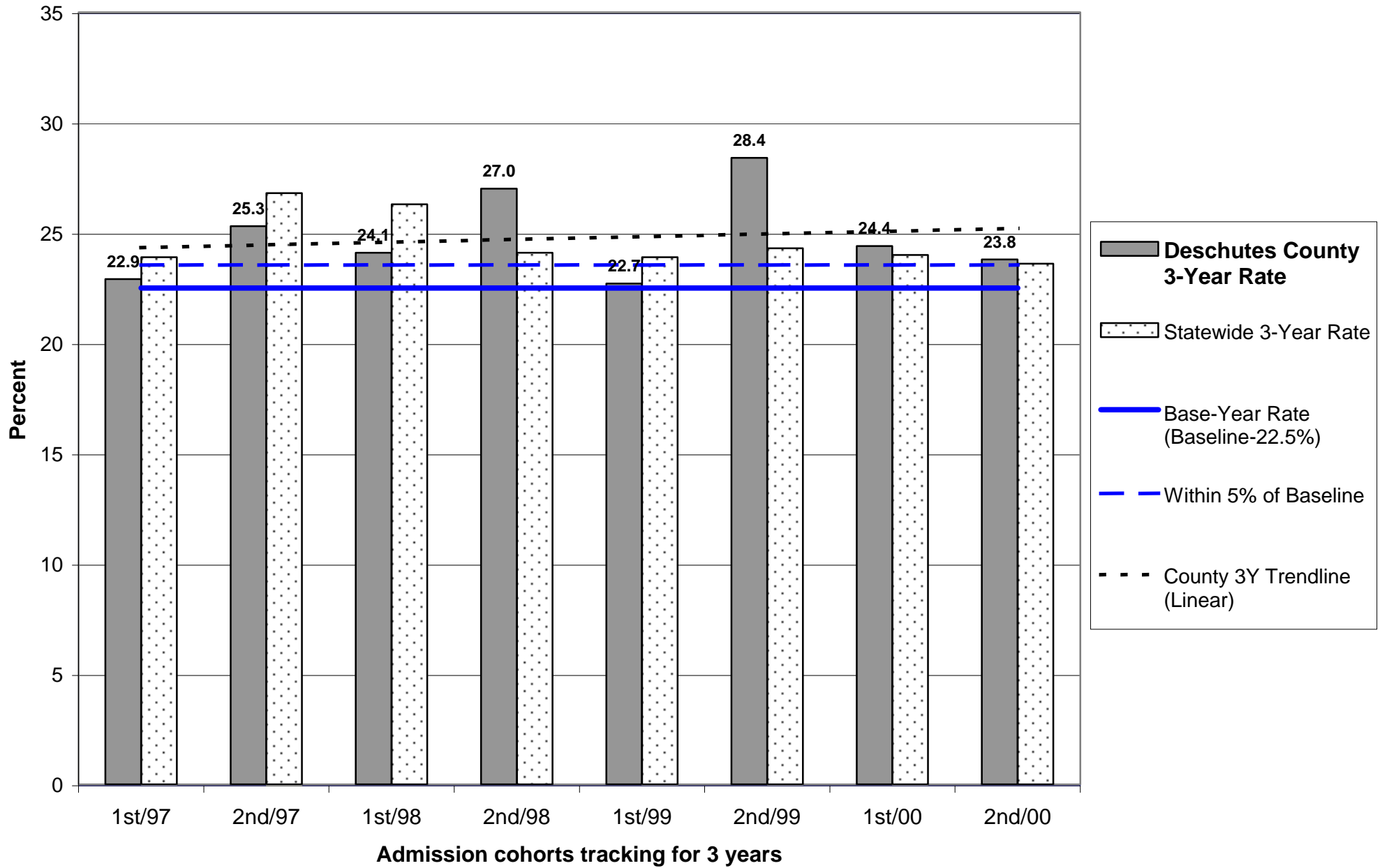
A county's release cohorts are defined as offenders under the county's supervision at the end of the specified number of months following release from incarceration, plus offenders who committed new felonies within that period.

Probation: Recidivism is defined as the total percentage of an admission cohort that was convicted of any felony at any time within the specified number of months after beginning probation

An admission cohort is defined as comprising all individuals who were sentenced for the first time to felony probation during the same six month period. Some offenders have been sentenced to probation more than once. Each new probation admission is considered a separate case

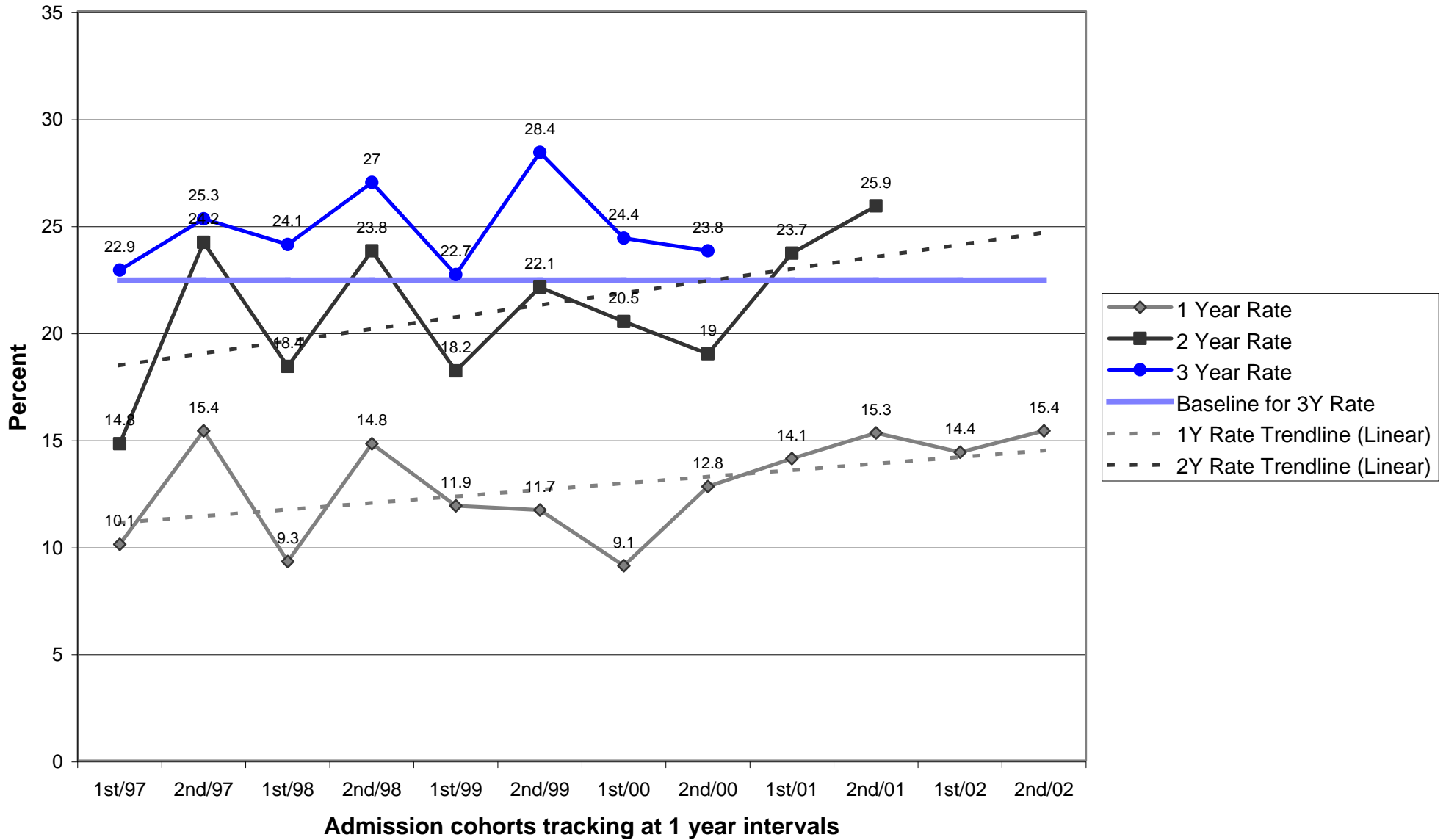
A county's admission cohorts are defined as offenders under the county's supervision at the end of the specified number of months following admission to probation, plus offenders who committed new felonies within that period.

Probation Recidivism Rates - 2nd Half 2003

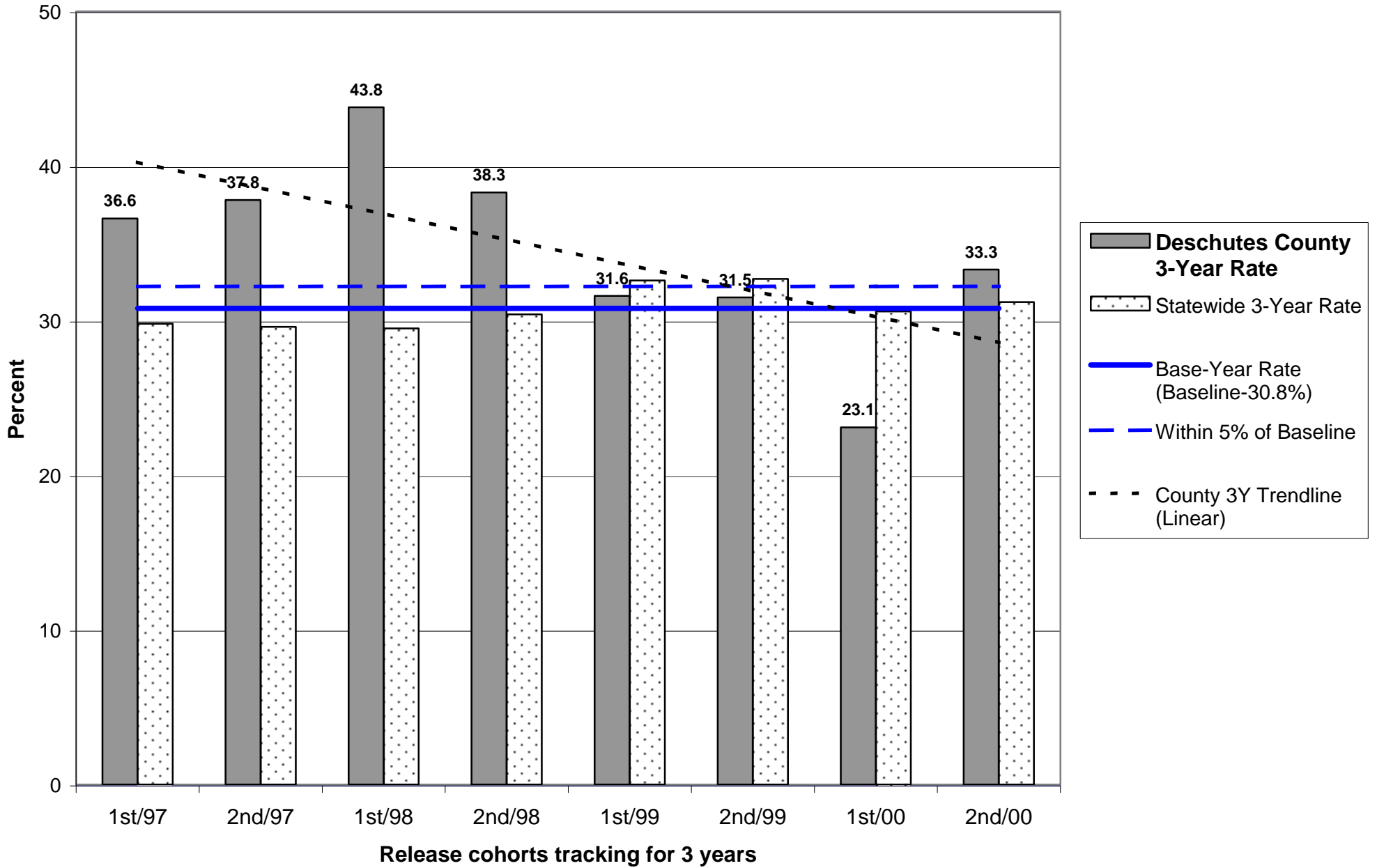


Probation Recidivism Rates - 2nd Half 2003

Deschutes County

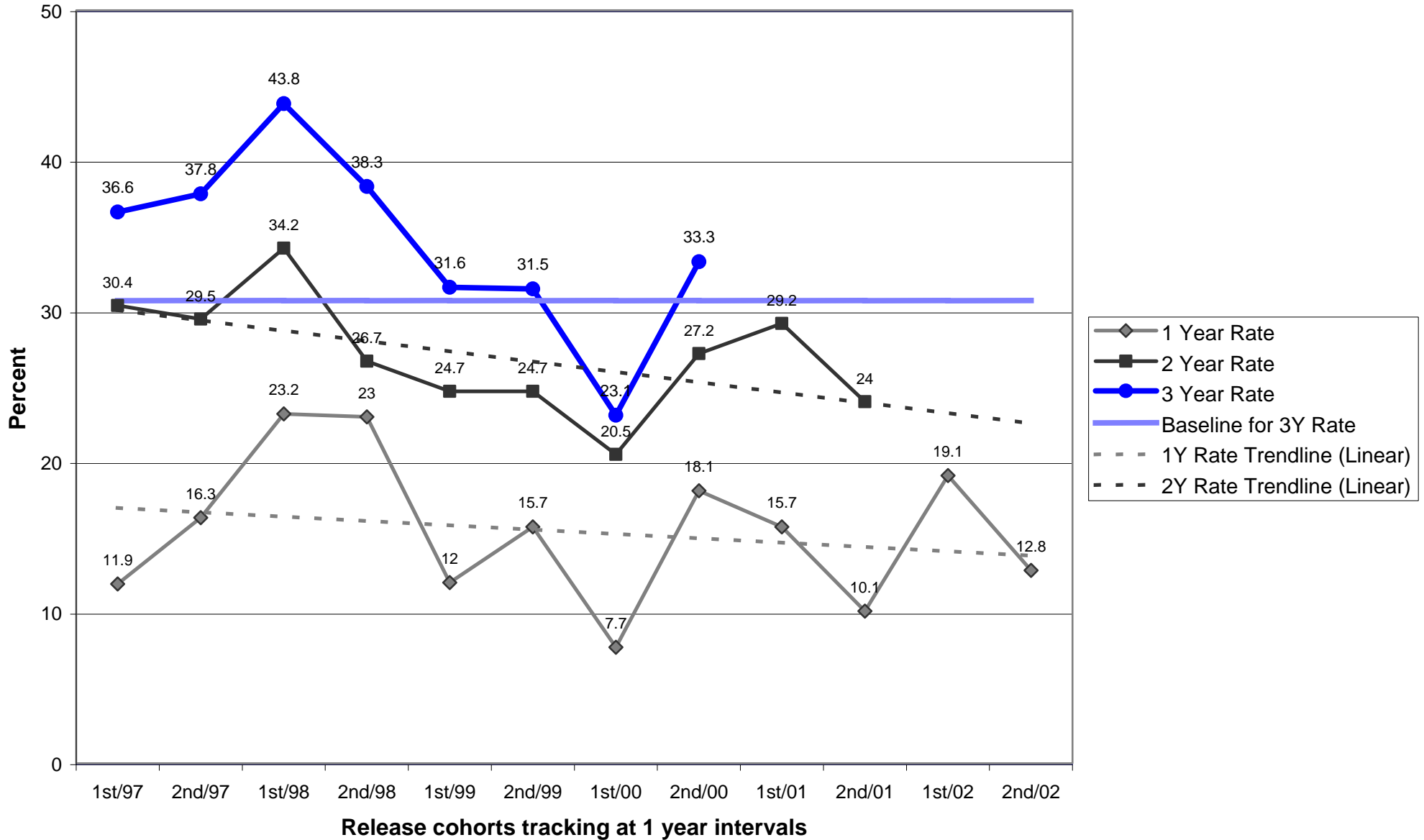


Parole/Post-Prison Supervision Recidivism Rates - 2nd Half 2003



Parole/Post-Prison Supervision Recidivism Rates - 2nd Half 2003

Deschutes County



**OREGON DEPARTMENT OF CORRECTIONS
 RECIDIVISM OF NEW PAROLEES AND PROBATIONERS
 Douglas - Updated: May 27, 2004**

Cohort	PAROLE-PPS			PROBATION		
	Cumulative Percent Convicted of Any Felony After First Release to Parole-PPS			Cumulative Percent Convicted of Any Felony After First Sentence to Felov Probation		
	Percent convicted in ...months			Percent convicted in ...months		
	12	24	36	12	24	36
2nd/94	11.8	21.2	26.5	10.3	16.7	22.4
1st/95	12.8	31.4	38.9	13.6	21.1	25.2
2nd/95	19.4	31.3	34.4	11.7	20.0	26.9
1st/96	11.1	25.0	28.9	12.1	19.9	25.0
2nd/96	20.5	27.5	35.9	10.8	14.4	18.6
1st/97	11.1	23.0	31.7	8.5	16.7	23.1
2nd/97	5.0	10.2	20.3	12.2	21.3	28.3
1st/98	12.5	23.6	28.1	12.4	18.5	21.8
2nd/98	7.2	18.4	26.5	13.1	16.0	22.3
1st/99	9.2	18.7	25.3	8.2	12.2	17.6
2nd/99	4.3	14.5	23.2	8.3	13.7	16.8
1st/00	9.1	23.9	32.6	6.6	14.4	19.9
2nd/00	13.3	24.4	32.1	9.5	12.5	16.1
1st/01	12.3	23.5		12.6	20.1	
2nd/01	6.1	17.3		9.1	11.6	
1st/02	15.7			12.6		
2nd/02	7.2			5.7		

Note: Slight changes from previous reports may occur due to data updating

Parole: Recidivism is defined as the total percentage of a release cohort that was convicted of any felony at any time within the specified number of months following release from prison.

A release cohort is defined as comprising all individuals who were released to parole or PPS during a six month period. It excludes those released from prison following a revocation from parole/PPS. Inmates initially released on temporary or transitional leave are also included as of their parole or PPS date

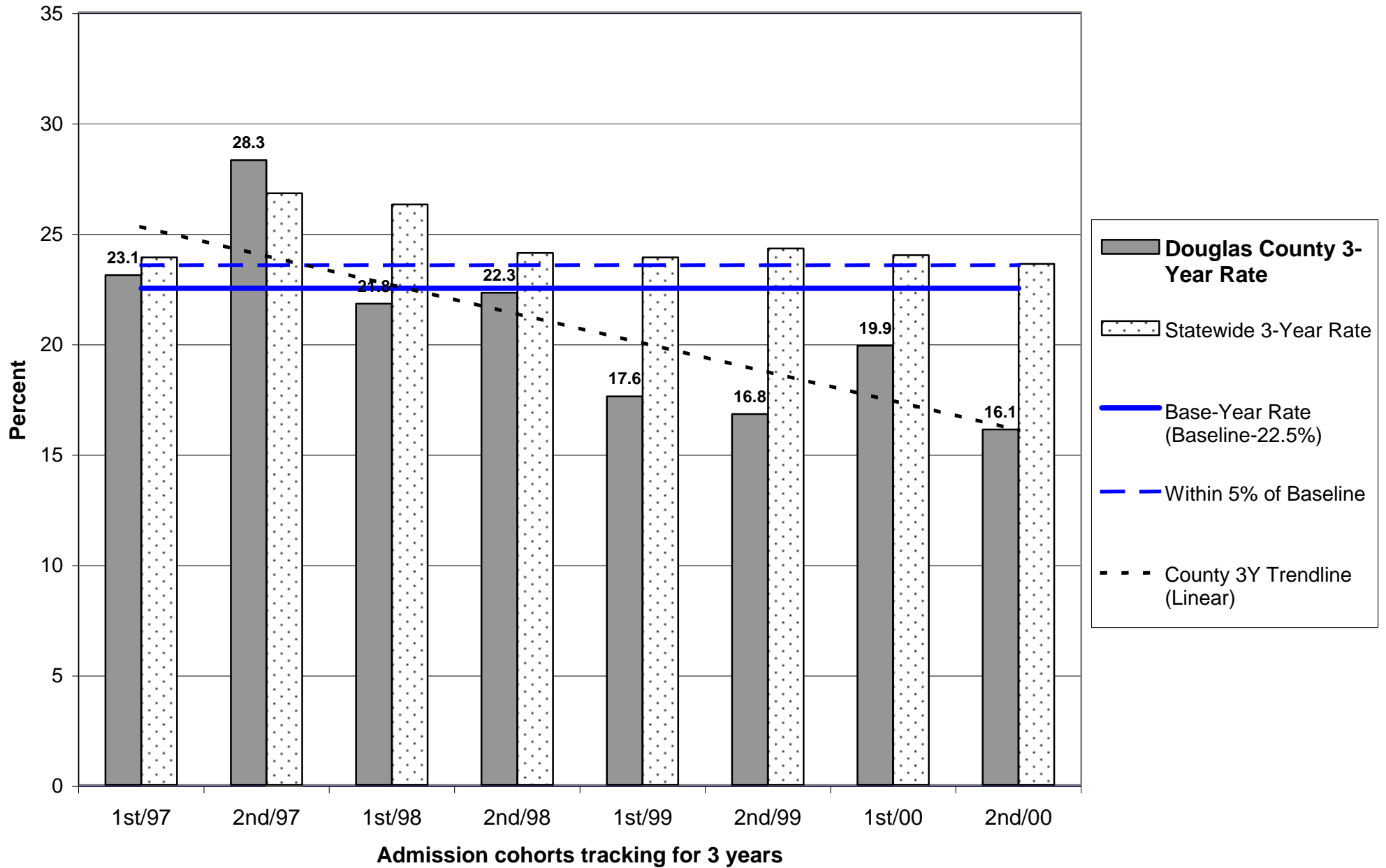
A county's release cohorts are defined as offenders under the county's supervision at the end of the specified number of months following release from incarceration, plus offenders who committed new felonies within that period.

Probation: Recidivism is defined as the total percentage of an admission cohort that was convicted of any felony at any time within the specified number of months after beginning probation

An admission cohort is defined as comprising all individuals who were sentenced for the first time to felony probation during the same six month period. Some offenders have been sentenced to probation more than once. Each new probation admission is considered a separate case

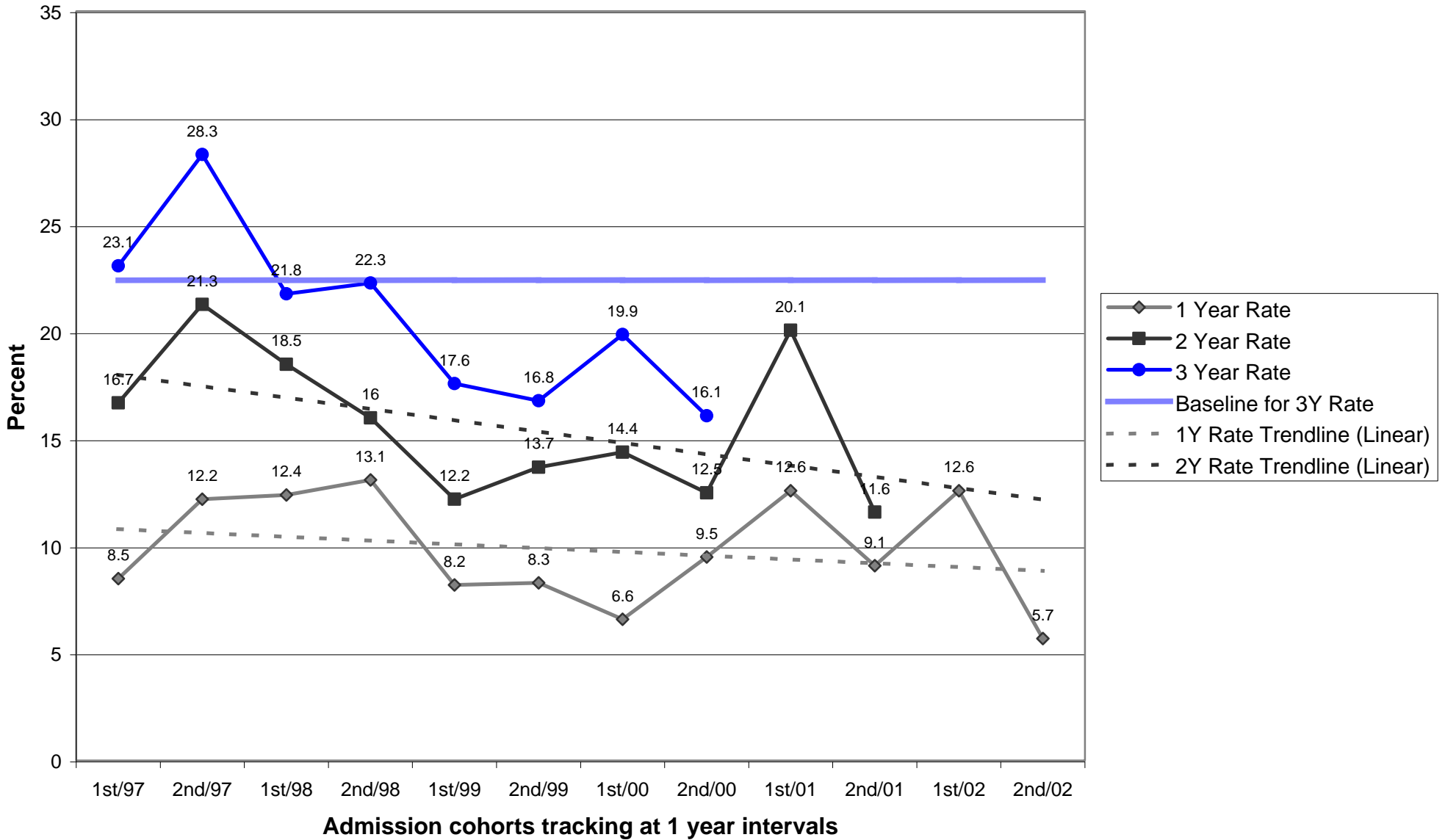
A county's admission cohorts are defined as offenders under the county's supervision at the end of the specified number of months following admission to probation, plus offenders who committed new felonies within that period.

Probation Recidivism Rates - 2nd Half 2003

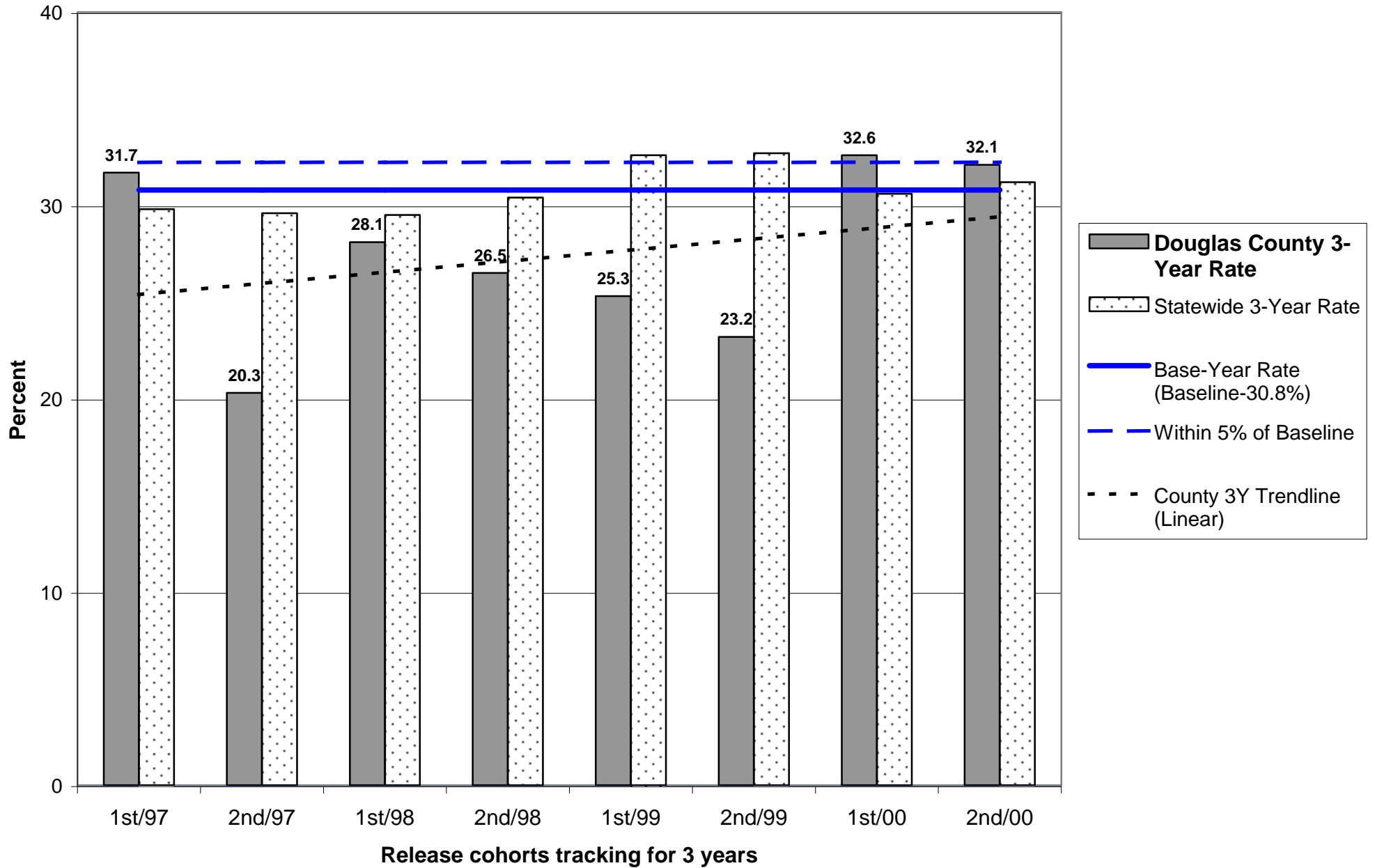


Probation Recidivism Rates - 2nd Half 2003

Douglas County

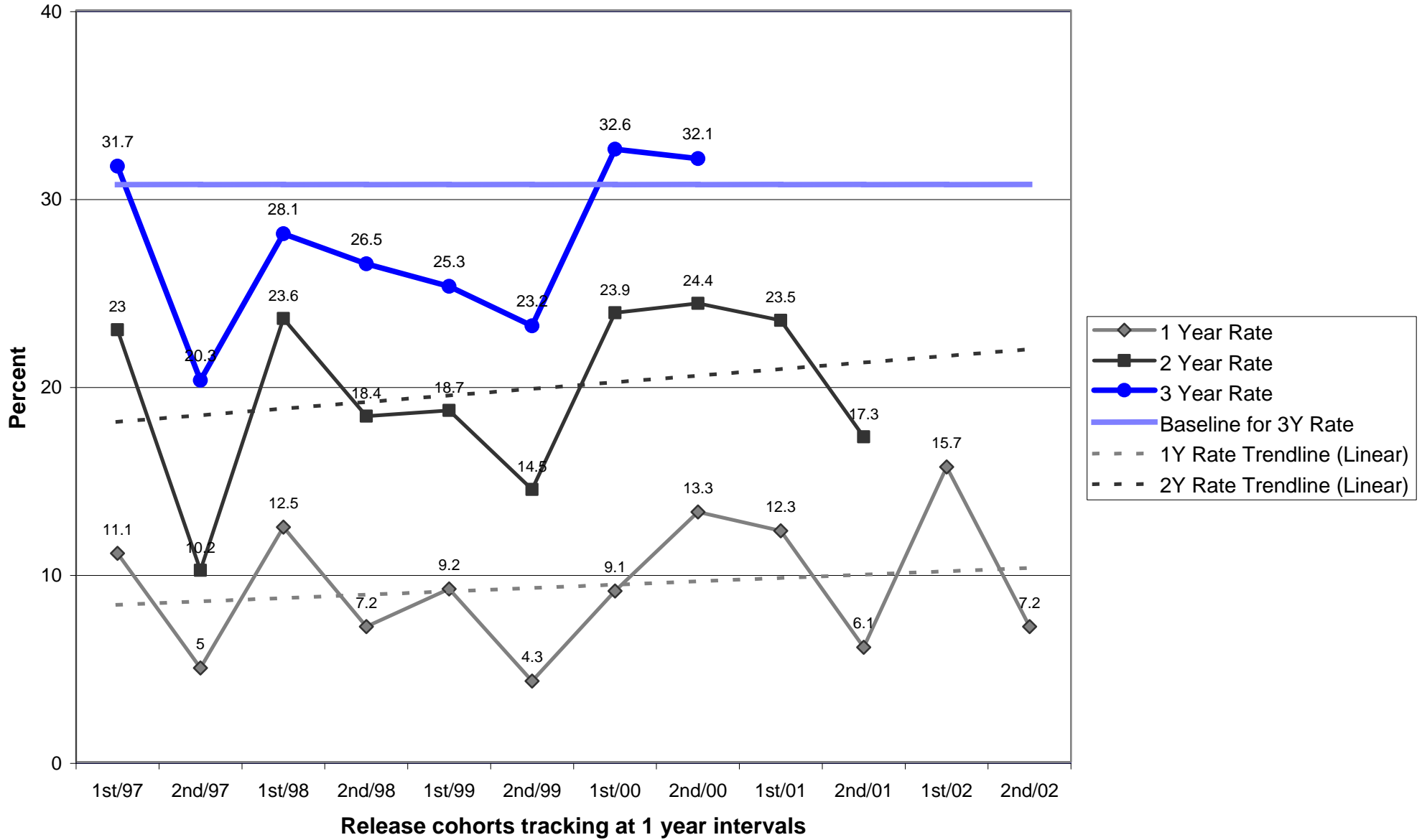


Parole/Post-Prison Supervision Recidivism Rates - 2nd Half 2003



Parole/Post-Prison Supervision Recidivism Rates - 2nd Half 2003

Douglas County



OREGON DEPARTMENT OF CORRECTIONS
RECIDIVISM OF NEW PAROLEES AND PROBATIONERS
Grant - Updated: May 27, 2004

Cohort	PAROLE-PPS			PROBATION		
	Cumulative Percent Convicted of Any Felony After First Release to Parole-PPS			Cumulative Percent Convicted of Any Felony After First Sentence to Felov Probation		
	Percent convicted in ...months			Percent convicted in ...months		
	12	24	36	12	24	36
2nd/94	0.0	0.0	0.0	0.0	0.0	0.0
1st/95	0.0	0.0	0.0	0.0	0.0	0.0
2nd/95	0.0	0.0	0.0	0.0	0.0	25.0
1st/96	0.0	50.0	50.0	0.0	0.0	0.0
2nd/96	0.0	0.0	0.0	0.0	0.0	0.0
1st/97	0.0	0.0	0.0	16.7	20.0	20.0
2nd/97	0.0	0.0	0.0	0.0	0.0	0.0
1st/98	0.0	0.0	100.0	0.0	0.0	0.0
2nd/98	0.0	33.3	33.3	0.0	0.0	0.0
1st/99	50.0	50.0	50.0	0.0	0.0	0.0
2nd/99	0.0	0.0	0.0	16.7	33.3	33.3
1st/00	0.0	0.0	0.0	0.0	0.0	0.0
2nd/00	0.0	0.0	0.0	20.0	20.0	20.0
1st/01	0.0	0.0		0.0	0.0	
2nd/01	0.0	0.0		14.3	16.7	
1st/02	0.0			10.0		
2nd/02	33.3			0.0		

Note: Slight changes from previous reports may occur due to data updating

Parole: Recidivism is defined as the total percentage of a release cohort that was convicted of any felony at any time within the specified number of months following release from prison.

A release cohort is defined as comprising all individuals who were released to parole or PPS during a six month period. It excludes those released from prison following a revocation from parole/PPS. Inmates initially released on temporary or transitional leave are also included as of their parole or PPS date

A county's release cohorts are defined as offenders under the county's supervision at the end of the specified number of months following release from incarceration, plus offenders who committed new felonies within that period.

Probation: Recidivism is defined as the total percentage of an admission cohort that was convicted of any felony at any time within the specified number of months after beginning probation

An admission cohort is defined as comprising all individuals who were sentenced for the first time to felony probation during the same six month period. Some offenders have been sentenced to probation more than once. Each new probation admission is considered a separate case

A county's admission cohorts are defined as offenders under the county's supervision at the end of the specified number of months following admission to probation, plus offenders who committed new felonies within that period.

OREGON DEPARTMENT OF CORRECTIONS
RECIDIVISM OF NEW PAROLEES AND PROBATIONERS
Harney - Updated: May 27, 2004

Cohort	PAROLE-PPS			PROBATION		
	Cumulative Percent Convicted of Any Felony After First Release to Parole-PPS			Cumulative Percent Convicted of Any Felony After First Sentence to Felov Probation		
	Percent convicted in ...months			Percent convicted in ...months		
	12	24	36	12	24	36
2nd/94	0.0	33.3	33.3	7.1	6.7	7.7
1st/95	0.0	25.0	25.0	8.3	8.3	30.8
2nd/95	20.0	12.5	12.5	5.6	11.8	20.0
1st/96	0.0	0.0	0.0	7.1	10.0	30.0
2nd/96	0.0	50.0	50.0	0.0	25.0	25.0
1st/97	0.0	33.3	33.3	0.0	0.0	0.0
2nd/97	0.0	0.0	0.0	33.3	33.3	33.3
1st/98	0.0	0.0	16.7	0.0	0.0	16.7
2nd/98	0.0	0.0	0.0	0.0	11.1	25.0
1st/99	0.0	0.0	0.0	10.0	27.3	27.3
2nd/99	33.3	33.3	33.3	10.0	18.2	18.2
1st/00	42.9	50.0	71.4	20.0	16.7	16.7
2nd/00	0.0	0.0	0.0	22.2	27.3	27.3
1st/01	28.6	37.5		12.5	12.5	
2nd/01	0.0	0.0		5.6	5.3	
1st/02	33.3			7.1		
2nd/02	22.2			0.0		

Note: Slight changes from previous reports may occur due to data updating

Parole: Recidivism is defined as the total percentage of a release cohort that was convicted of any felony at any time within the specified number of months following release from prison.

A release cohort is defined as comprising all individuals who were released to parole or PPS during a six month period. It excludes those released from prison following a revocation from parole/PPS. Inmates initially released on temporary or transitional leave are also included as of their parole or PPS date

A county's release cohorts are defined as offenders under the county's supervision at the end of the specified number of months following release from incarceration, plus offenders who committed new felonies within that period.

Probation: Recidivism is defined as the total percentage of an admission cohort that was convicted of any felony at any time within the specified number of months after beginning probation

An admission cohort is defined as comprising all individuals who were sentenced for the first time to felony probation during the same six month period. Some offenders have been sentenced to probation more than once. Each new probation admission is considered a separate case

A county's admission cohorts are defined as offenders under the county's supervision at the end of the specified number of months following admission to probation, plus offenders who committed new felonies within that period.

**OREGON DEPARTMENT OF CORRECTIONS
 RECIDIVISM OF NEW PAROLEES AND PROBATIONERS
 Hood River - Updated: July 6, 2004**

Cohort	PAROLE-PPS			PROBATION		
	Cumulative Percent Convicted of Any Felony After First Release to Parole-PPS			Cumulative Percent Convicted of Any Felony After First Sentence to Felov Probation		
	Percent convicted in ...months			Percent convicted in ...months		
	12	24	36	12	24	36
2nd/94	0	33.3	33.3	5.9	17.6	25
1st/95	20	25	25	10	25	28.6
2nd/95	14.3	14.3	28.6	5	5.3	10
1st/96	0	14.3	16.7	8.8	11.1	13.5
2nd/96	0	0	0	7.1	17.2	25
1st/97	12.5	11.1	12.5	16.7	25.9	25.9
2nd/97	0	0	0	13	13.6	25
1st/98	16.7	16.7	18.2	17.2	23.3	26.7
2nd/98	0	0	0	20.8	21.7	31.8
1st/99	7.7	7.7	7.7	0	7.7	8.3
2nd/99	12.5	12.5	14.3	7.9	10.5	10.5
1st/00	12.5	22.2	22.2	6.3	13.3	35.7
2nd/00	0	33.3	33.3	13.8	16.7	16.7
1st/01	12.5	25		0	7.7	
2nd/01	12.5	12.5		0	3.4	
1st/02	0			12.5		
2nd/02	0			7.7		

Note: Slight changes from previous reports may occur due to data updating

Parole: Recidivism is defined as the total percentage of a release cohort that was convicted of any felony at any time within the specified number of months following release from prison.

A release cohort is defined as comprising all individuals who were released to parole or PPS during a six month period. It excludes those released from prison following a revocation from parole/PPS. Inmates initially released on temporary or transitional leave are also included as of their parole or PPS date

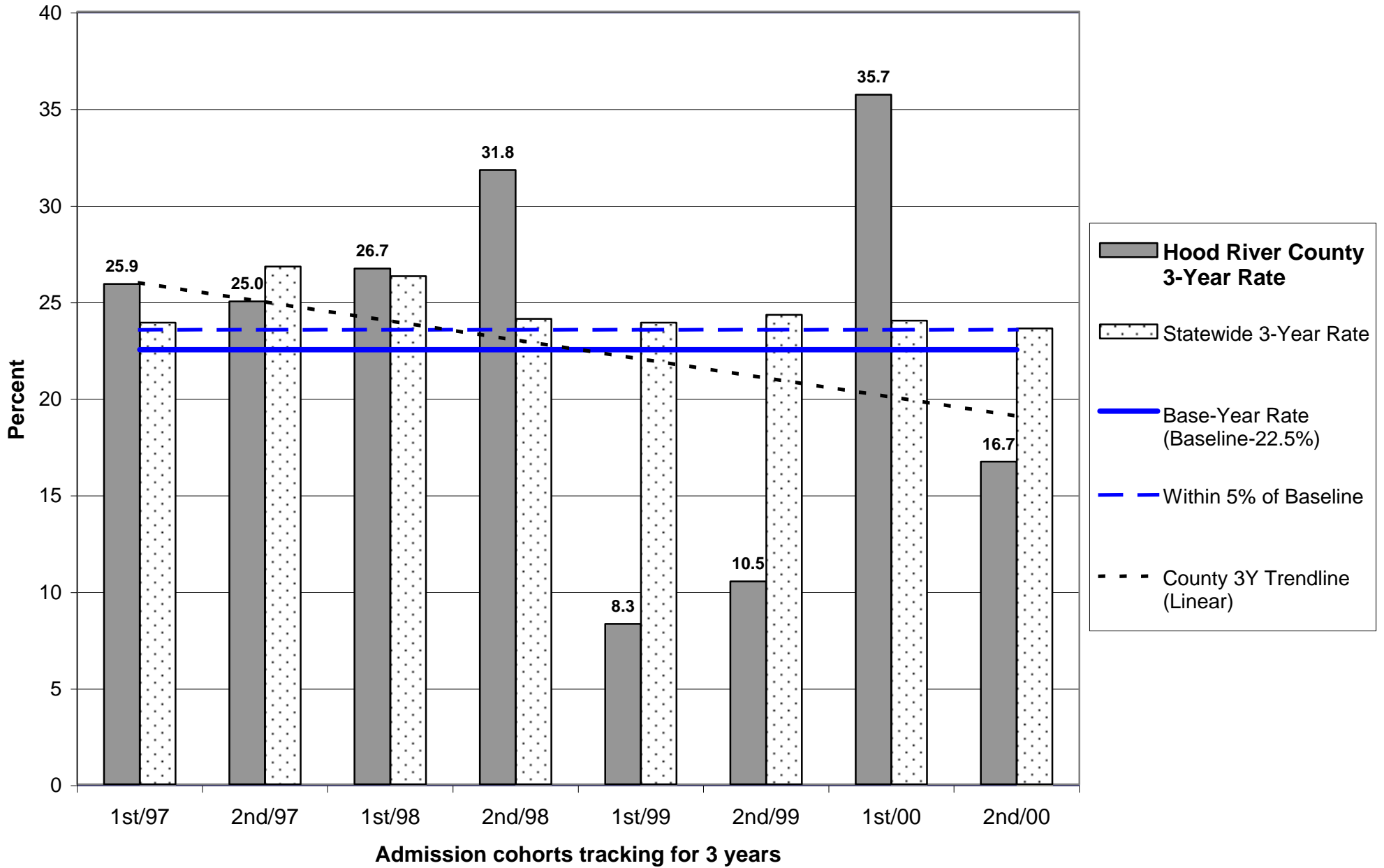
A county's release cohorts are defined as offenders under the county's supervision at the end of the specified number of months following release from incarceration, plus offenders who committed new felonies within that period.

Probation: Recidivism is defined as the total percentage of an admission cohort that was convicted of any felony at any time within the specified number of months after beginning probation

An admission cohort is defined as comprising all individuals who were sentenced for the first time to felony probation during the same six month period. Some offenders have been sentenced to probation more than once. Each new probation admission is considered a separate case

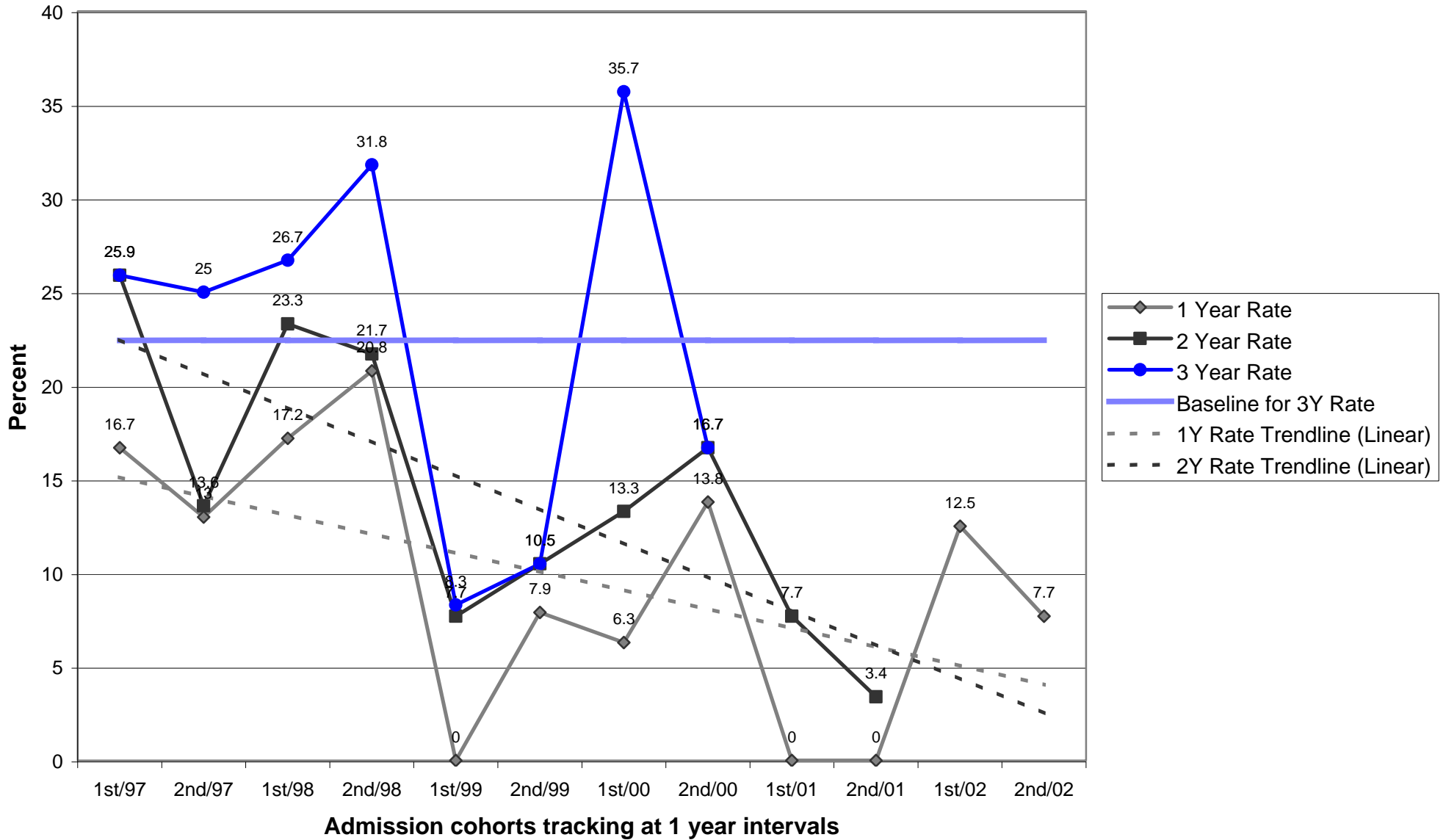
A county's admission cohorts are defined as offenders under the county's supervision at the end of the specified number of months following admission to probation, plus offenders who committed new felonies within that period.

Probation Recidivism Rates - 2nd Half 2003



Probation Recidivism Rates - 2nd Half 2003

Hood River County



**OREGON DEPARTMENT OF CORRECTIONS
 RECIDIVISM OF NEW PAROLEES AND PROBATIONERS
 Jackson - Updated: May 27, 2004**

Cohort	PAROLE-PPS			PROBATION		
	Cumulative Percent Convicted of Any Felony After First Release to Parole-PPS			Cumulative Percent Convicted of Any Felony After First Sentence to Felov Probation		
	Percent convicted in ...months			Percent convicted in ...months		
	12	24	36	12	24	36
2nd/94	10.9	11.1	21.5	20.0	25.6	30.9
1st/95	20.6	27.4	43.8	14.2	20.7	25.2
2nd/95	12.6	21.6	29.8	14.1	20.1	25.6
1st/96	9.6	25.0	30.9	12.4	18.5	22.5
2nd/96	10.7	23.3	27.5	13.8	20.0	23.8
1st/97	19.2	29.3	30.7	15.1	21.9	28.3
2nd/97	15.6	23.3	33.0	13.8	20.2	25.2
1st/98	7.6	20.0	26.6	15.6	20.1	25.8
2nd/98	11.4	24.7	34.6	12.3	18.2	23.7
1st/99	15.1	24.3	30.8	10.4	17.9	23.6
2nd/99	15.6	26.9	36.4	16.3	22.4	24.7
1st/00	16.3	26.9	36.6	17.7	26.5	31.5
2nd/00	14.9	23.5	29.0	13.5	22.1	27.4
1st/01	18.9	32.4		10.3	16.8	
2nd/01	11.9	21.5		11.8	21.6	
1st/02	14.7			11.4		
2nd/02	10.8			17.2		

Note: Slight changes from previous reports may occur due to data updating

Parole: Recidivism is defined as the total percentage of a release cohort that was convicted of any felony at any time within the specified number of months following release from prison.

A release cohort is defined as comprising all individuals who were released to parole or PPS during a six month period. It excludes those released from prison following a revocation from parole/PPS. Inmates initially released on temporary or transitional leave are also included as of their parole or PPS date

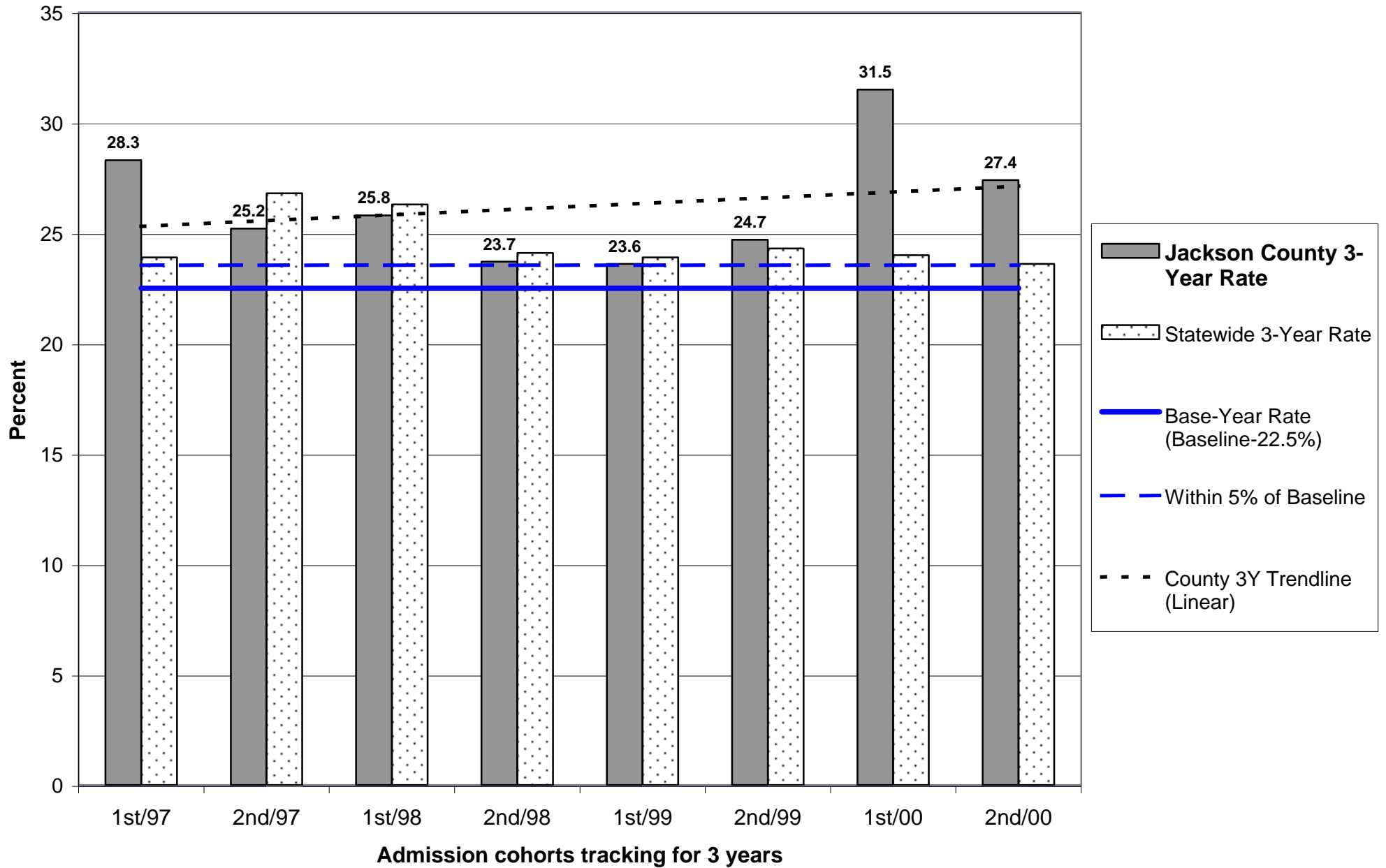
A county's release cohorts are defined as offenders under the county's supervision at the end of the specified number of months following release from incarceration, plus offenders who committed new felonies within that period.

Probation: Recidivism is defined as the total percentage of an admission cohort that was convicted of any felony at any time within the specified number of months after beginning probation

An admission cohort is defined as comprising all individuals who were sentenced for the first time to felony probation during the same six month period. Some offenders have been sentenced to probation more than once. Each new probation admission is considered a separate case

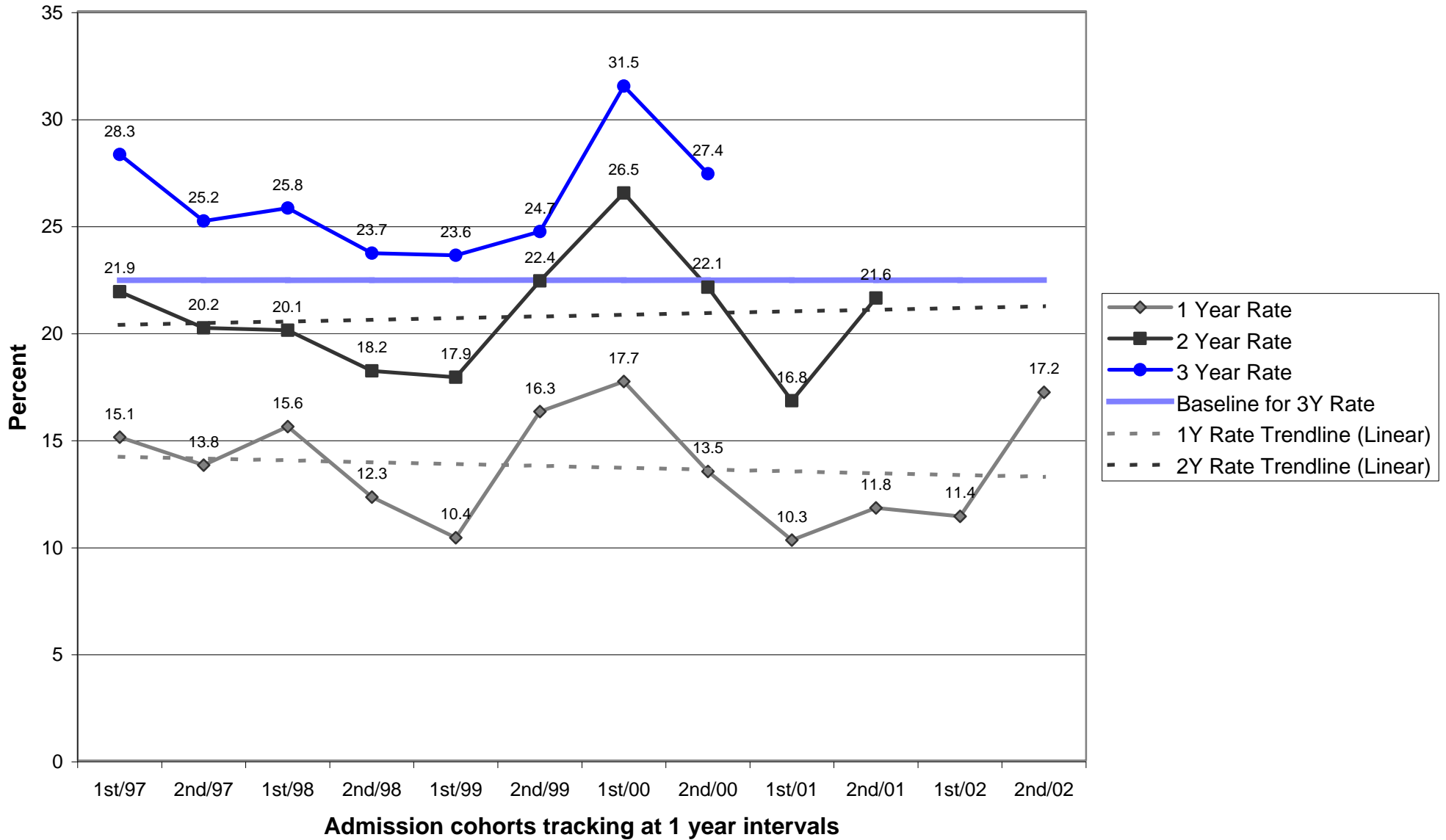
A county's admission cohorts are defined as offenders under the county's supervision at the end of the specified number of months following admission to probation, plus offenders who committed new felonies within that period.

Probation Recidivism Rates - 2nd Half 2003

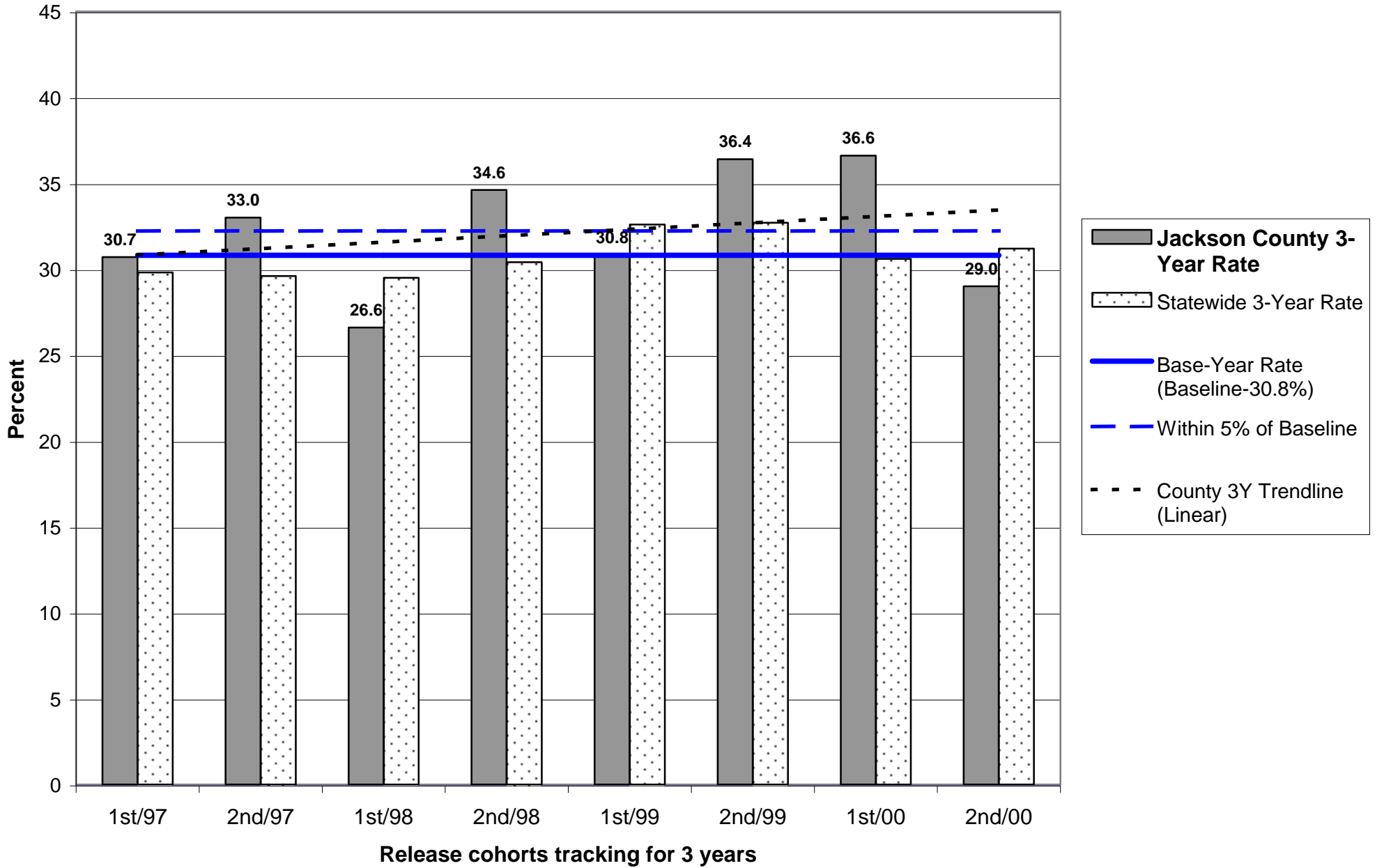


Probation Recidivism Rates - 2nd Half 2003

Jackson County

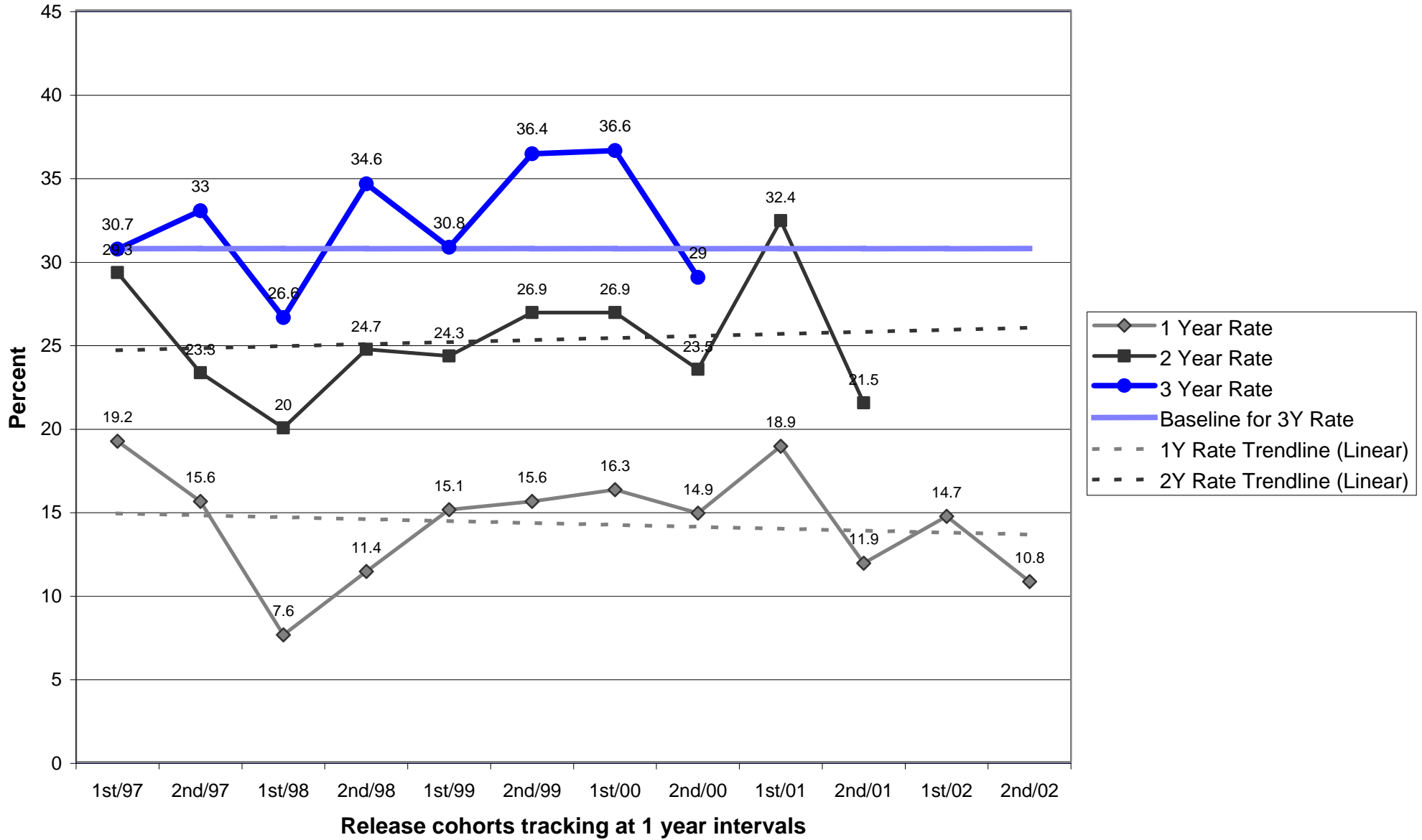


Parole/Post-Prison Supervision Recidivism Rates - 2nd Half 2003



Parole/Post-Prison Supervision Recidivism Rates - 2nd Half 2003

Jackson County



OREGON DEPARTMENT OF CORRECTIONS
RECIDIVISM OF NEW PAROLEES AND PROBATIONERS
 Jefferson - Updated: May 27, 2004

Cohort	PAROLE-PPS			PROBATION		
	Cumulative Percent Convicted of Any Felony After First Release to Parole-PPS			Cumulative Percent Convicted of Any Felony After First Sentence to Felov Probation		
	Percent convicted in ...months			Percent convicted in ...months		
	12	24	36	12	24	36
2nd/94	0.0	22.2	22.2	9.7	14.3	21.2
1st/95	66.7	40.0	40.0	8.1	16.2	21.6
2nd/95	14.3	28.6	42.9	5.6	16.2	20.5
1st/96	7.7	30.8	30.8	9.5	31.7	36.6
2nd/96	50.0	60.0	60.0	16.2	26.3	26.3
1st/97	20.0	21.4	21.4	3.4	6.5	10.0
2nd/97	18.2	18.2	27.3	2.5	7.5	10.5
1st/98	19.0	20.0	21.1	14.3	17.9	20.7
2nd/98	13.3	21.4	26.7	12.9	16.1	22.6
1st/99	0.0	13.6	18.2	9.1	13.3	20.0
2nd/99	9.1	16.7	28.6	8.8	13.9	13.5
1st/00	0.0	4.5	4.5	8.8	16.2	15.8
2nd/00	18.2	26.1	26.1	21.1	27.8	31.6
1st/01	9.1	18.2		10.8	16.7	
2nd/01	15.8	25.0		0.0	10.8	
1st/02	14.3			8.9		
2nd/02	7.1			10.8		

Note: Slight changes from previous reports may occur due to data updating

Parole: Recidivism is defined as the total percentage of a release cohort that was convicted of any felony at any time within the specified number of months following release from prison.

A release cohort is defined as comprising all individuals who were released to parole or PPS during a six month period. It excludes those released from prison following a revocation from parole/PPS. Inmates initially released on temporary or transitional leave are also included as of their parole or PPS date

A county's release cohorts are defined as offenders under the county's supervision at the end of the specified number of months following release from incarceration, plus offenders who committed new felonies within that period.

Probation: Recidivism is defined as the total percentage of an admission cohort that was convicted of any felony at any time within the specified number of months after beginning probation

An admission cohort is defined as comprising all individuals who were sentenced for the first time to felony probation during the same six month period. Some offenders have been sentenced to probation more than once. Each new probation admission is considered a separate case

A county's admission cohorts are defined as offenders under the county's supervision at the end of the specified number of months following admission to probation, plus offenders who committed new felonies within that period.

**OREGON DEPARTMENT OF CORRECTIONS
 RECIDIVISM OF NEW PAROLEES AND PROBATIONERS
 Josephine - Updated: May 27, 2004**

Cohort	PAROLE-PPS			PROBATION		
	Cumulative Percent Convicted of Any Felony After First Release to Parole-PPS			Cumulative Percent Convicted of Any Felony After First Sentence to Felov Probation		
	Percent convicted in ...months			Percent convicted in ...months		
	12	24	36	12	24	36
2nd/94	14.3	33.3	31.0	20.5	28.2	34.9
1st/95	24.1	22.6	26.7	15.4	22.3	27.4
2nd/95	30.2	32.6	39.5	15.7	24.3	28.3
1st/96	17.1	25.0	24.3	11.3	23.3	27.0
2nd/96	12.2	22.9	24.5	12.2	19.8	26.1
1st/97	11.6	21.4	30.8	10.9	25.8	29.3
2nd/97	13.0	17.8	24.4	14.8	27.3	34.1
1st/98	17.4	22.2	22.2	9.8	15.8	19.6
2nd/98	7.1	25.6	29.3	11.5	18.8	24.6
1st/99	13.0	20.4	29.1	12.6	19.7	20.3
2nd/99	7.7	13.8	21.2	18.9	23.9	33.3
1st/00	18.0	24.5	30.0	7.9	19.0	24.2
2nd/00	8.1	19.0	23.4	12.8	23.7	27.1
1st/01	14.5	18.2		20.2	25.6	
2nd/01	17.8	25.7		13.0	21.2	
1st/02	8.2			14.1		
2nd/02	12.5			9.5		

Note: Slight changes from previous reports may occur due to data updating

Parole: Recidivism is defined as the total percentage of a release cohort that was convicted of any felony at any time within the specified number of months following release from prison.

A release cohort is defined as comprising all individuals who were released to parole or PPS during a six month period. It excludes those released from prison following a revocation from parole/PPS. Inmates initially released on temporary or transitional leave are also included as of their parole or PPS date

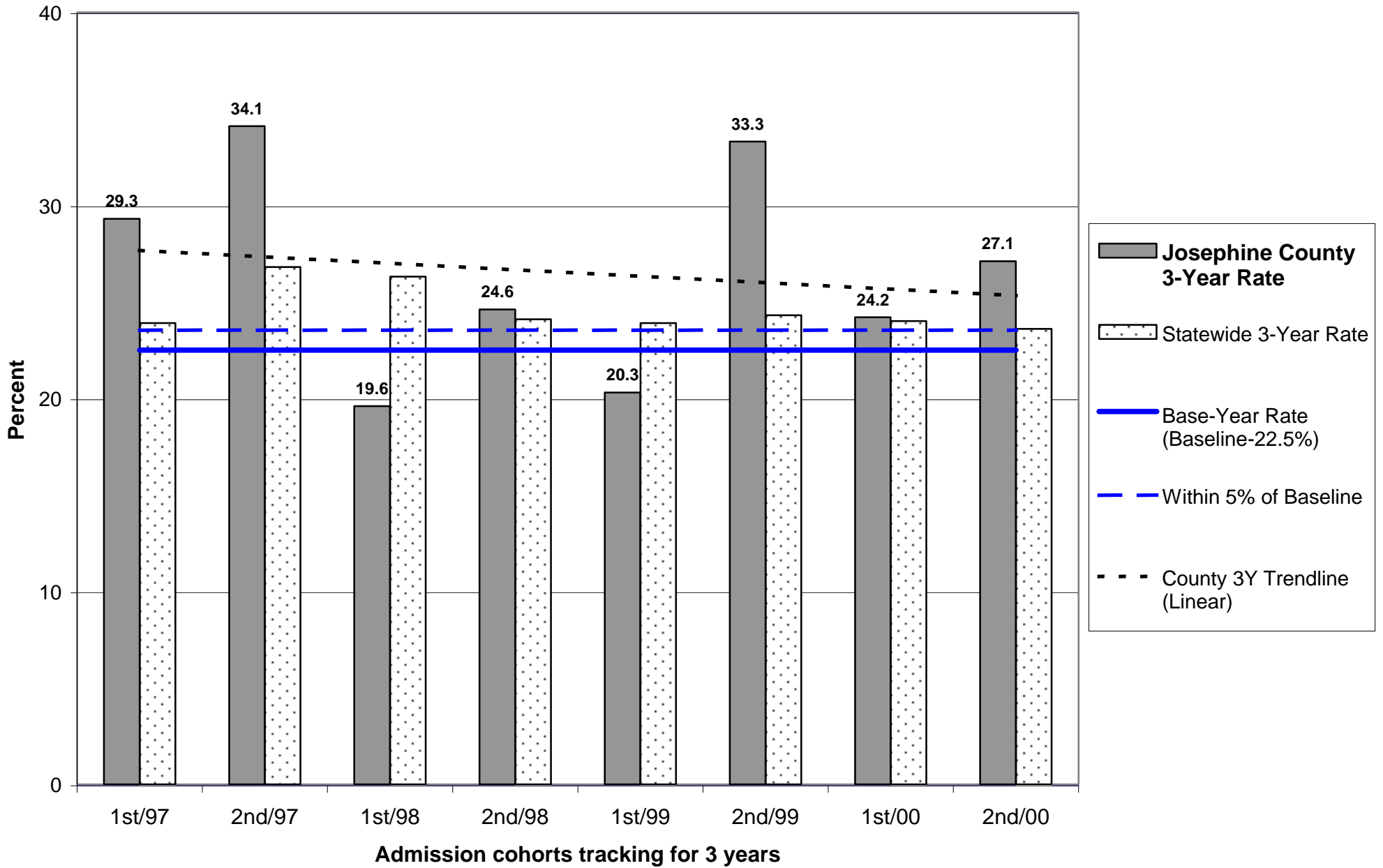
A county's release cohorts are defined as offenders under the county's supervision at the end of the specified number of months following release from incarceration, plus offenders who committed new felonies within that period.

Probation: Recidivism is defined as the total percentage of an admission cohort that was convicted of any felony at any time within the specified number of months after beginning probation

An admission cohort is defined as comprising all individuals who were sentenced for the first time to felony probation during the same six month period. Some offenders have been sentenced to probation more than once. Each new probation admission is considered a separate case

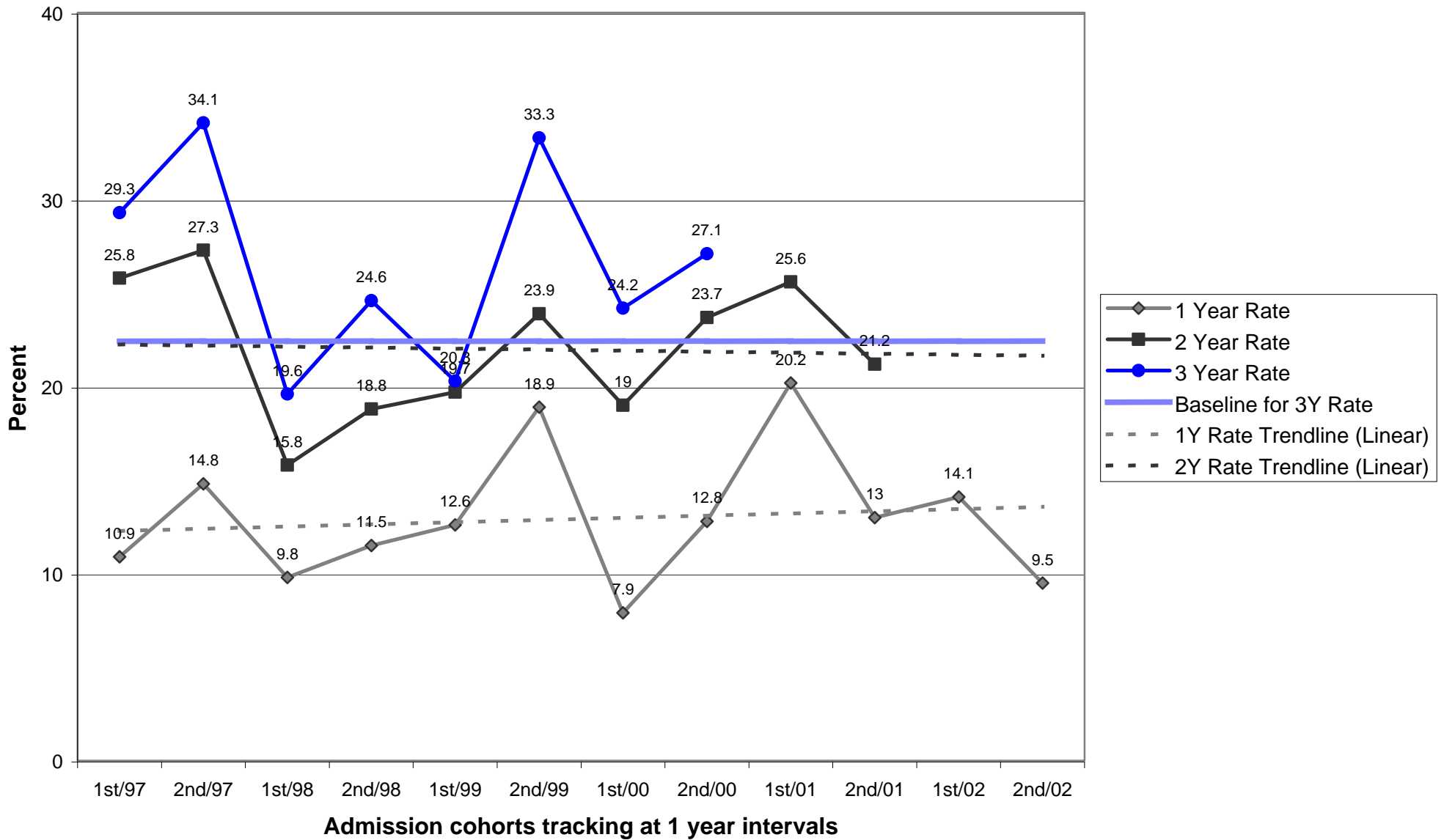
A county's admission cohorts are defined as offenders under the county's supervision at the end of the specified number of months following admission to probation, plus offenders who committed new felonies within that period.

Probation Recidivism Rates - 2nd Half 2003

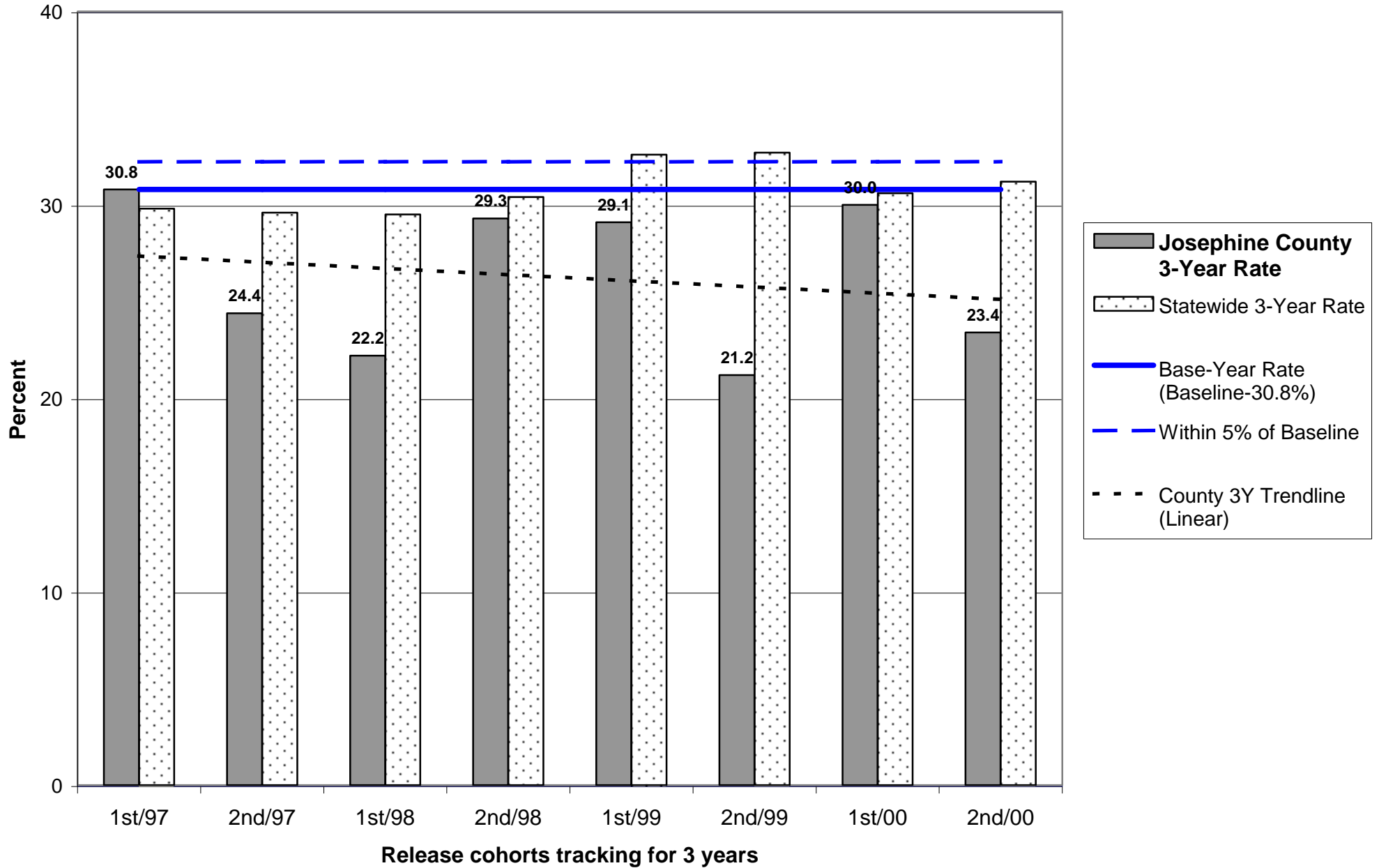


Probation Recidivism Rates - 2nd Half 2003

Josephine County

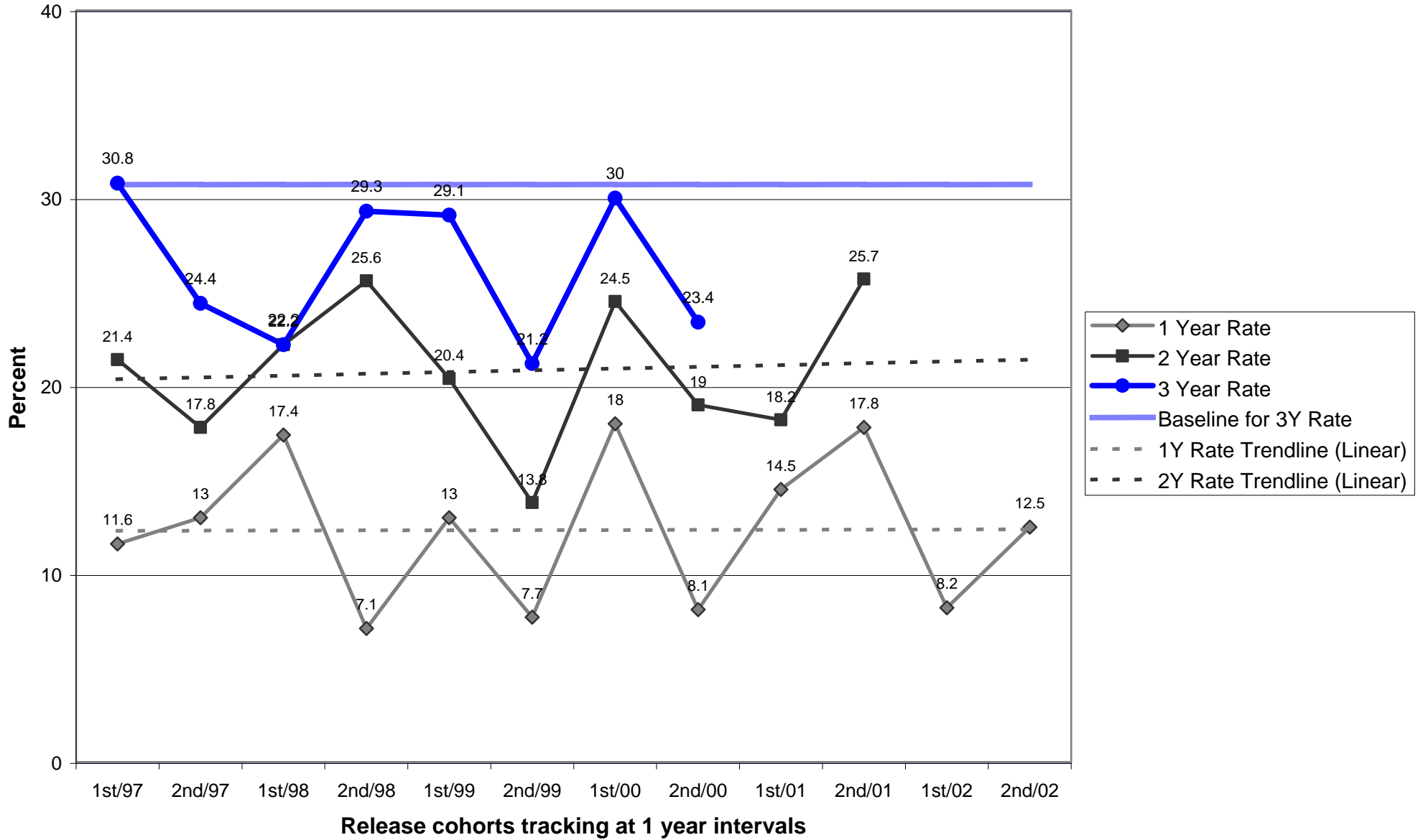


Parole/Post-Prison Supervision Recidivism Rates - 2nd Half 2003



Parole/Post-Prison Supervision Recidivism Rates - 2nd Half 2003

Josephine County



**OREGON DEPARTMENT OF CORRECTIONS
 RECIDIVISM OF NEW PAROLEES AND PROBATIONERS
 Klamath - Updated: May 27, 2004**

Cohort	PAROLE-PPS			PROBATION		
	Cumulative Percent Convicted of Any Felony After First Release to Parole-PPS			Cumulative Percent Convicted of Any Felony After First Sentence to Felov Probation		
	Percent convicted in ...months			Percent convicted in ...months		
	12	24	36	12	24	36
2nd/94	13.3	35.7	42.9	15.4	24.7	27.5
1st/95	0.0	0.0	0.0	10.1	24.1	31.8
2nd/95	17.1	28.6	52.8	16.8	27.5	34.1
1st/96	17.4	30.4	34.8	10.7	20.3	28.4
2nd/96	23.5	29.4	37.1	12.2	19.2	25.0
1st/97	0.0	22.2	22.2	11.1	19.4	21.5
2nd/97	11.1	22.2	27.8	14.6	22.5	26.1
1st/98	14.3	27.6	42.9	12.3	20.9	26.1
2nd/98	13.3	15.6	20.0	7.6	13.2	16.9
1st/99	18.2	20.0	27.8	13.5	17.1	20.2
2nd/99	26.8	34.1	47.5	8.3	17.4	24.4
1st/00	7.3	27.5	40.0	10.4	18.1	19.4
2nd/00	13.6	25.0	36.4	11.1	22.7	26.4
1st/01	15.2	33.3		10.0	21.0	
2nd/01	22.5	26.8		9.1	21.4	
1st/02	10.8			6.2		
2nd/02	10.4			9.3		

Note: Slight changes from previous reports may occur due to data updating

Parole: Recidivism is defined as the total percentage of a release cohort that was convicted of any felony at any time within the specified number of months following release from prison.

A release cohort is defined as comprising all individuals who were released to parole or PPS during a six month period. It excludes those released from prison following a revocation from parole/PPS. Inmates initially released on temporary or transitional leave are also included as of their parole or PPS date

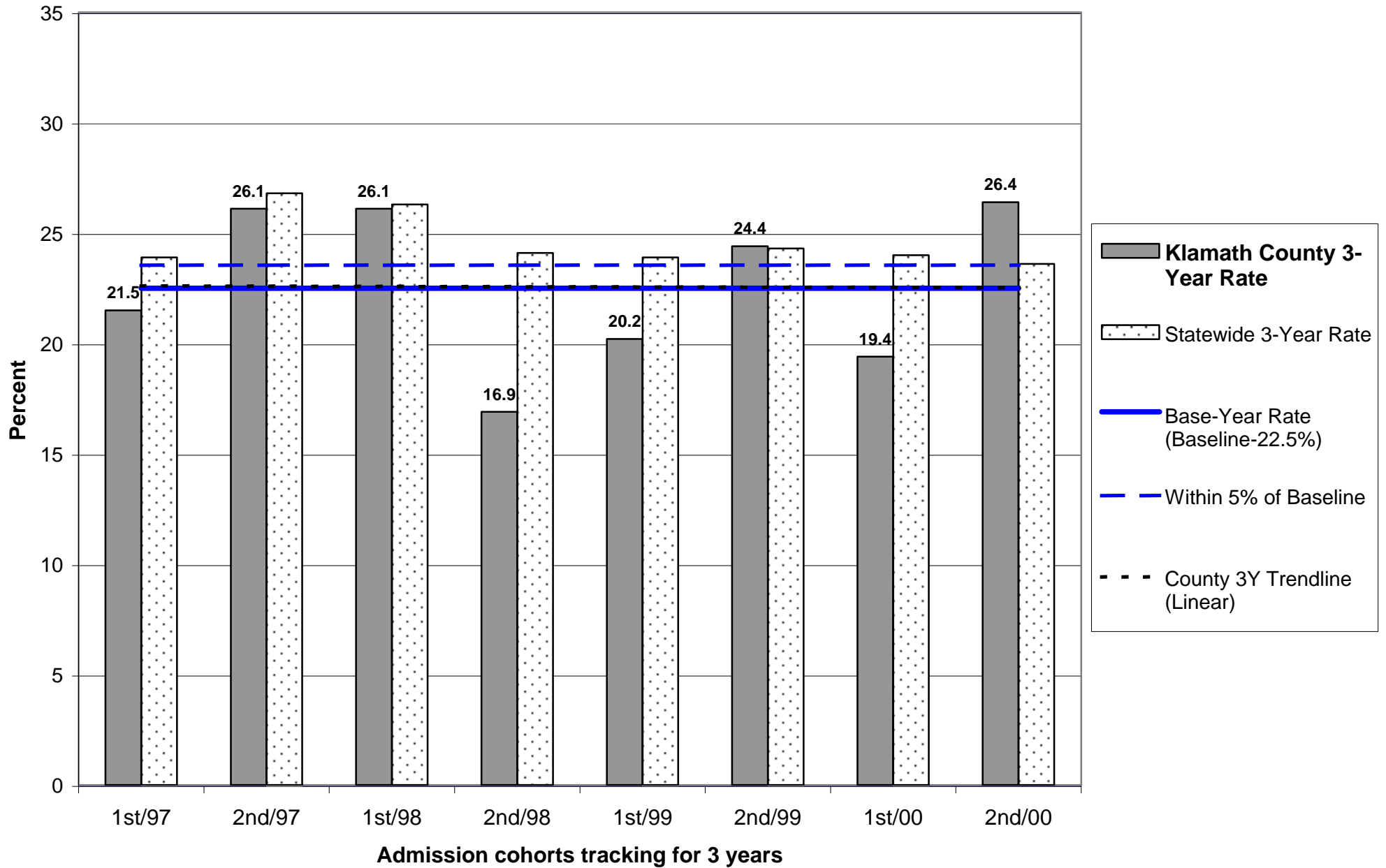
A county's release cohorts are defined as offenders under the county's supervision at the end of the specified number of months following release from incarceration, plus offenders who committed new felonies within that period.

Probation: Recidivism is defined as the total percentage of an admission cohort that was convicted of any felony at any time within the specified number of months after beginning probation

An admission cohort is defined as comprising all individuals who were sentenced for the first time to felony probation during the same six month period. Some offenders have been sentenced to probation more than once. Each new probation admission is considered a separate case

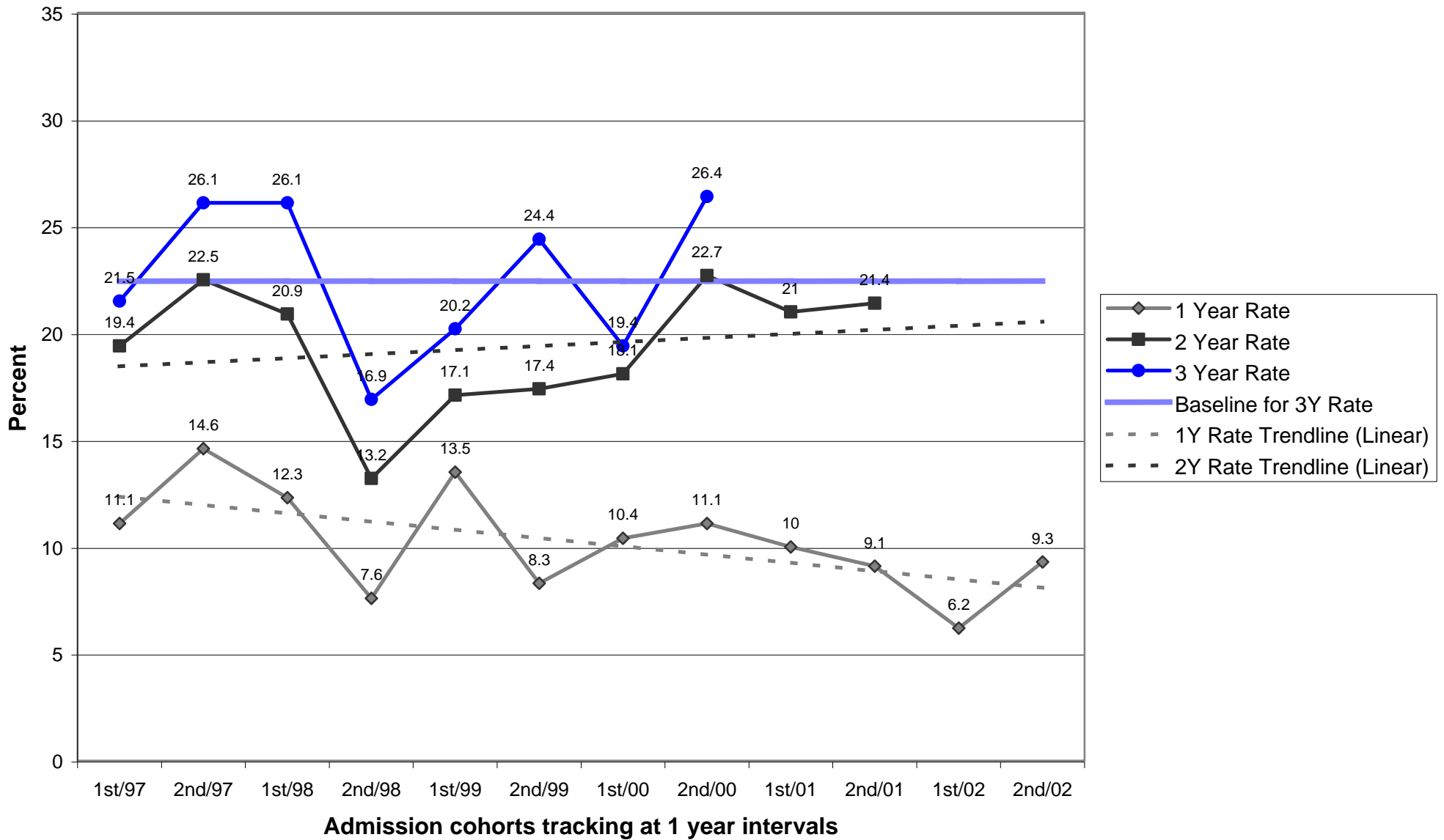
A county's admission cohorts are defined as offenders under the county's supervision at the end of the specified number of months following admission to probation, plus offenders who committed new felonies within that period.

Probation Recidivism Rates - 2nd Half 2003

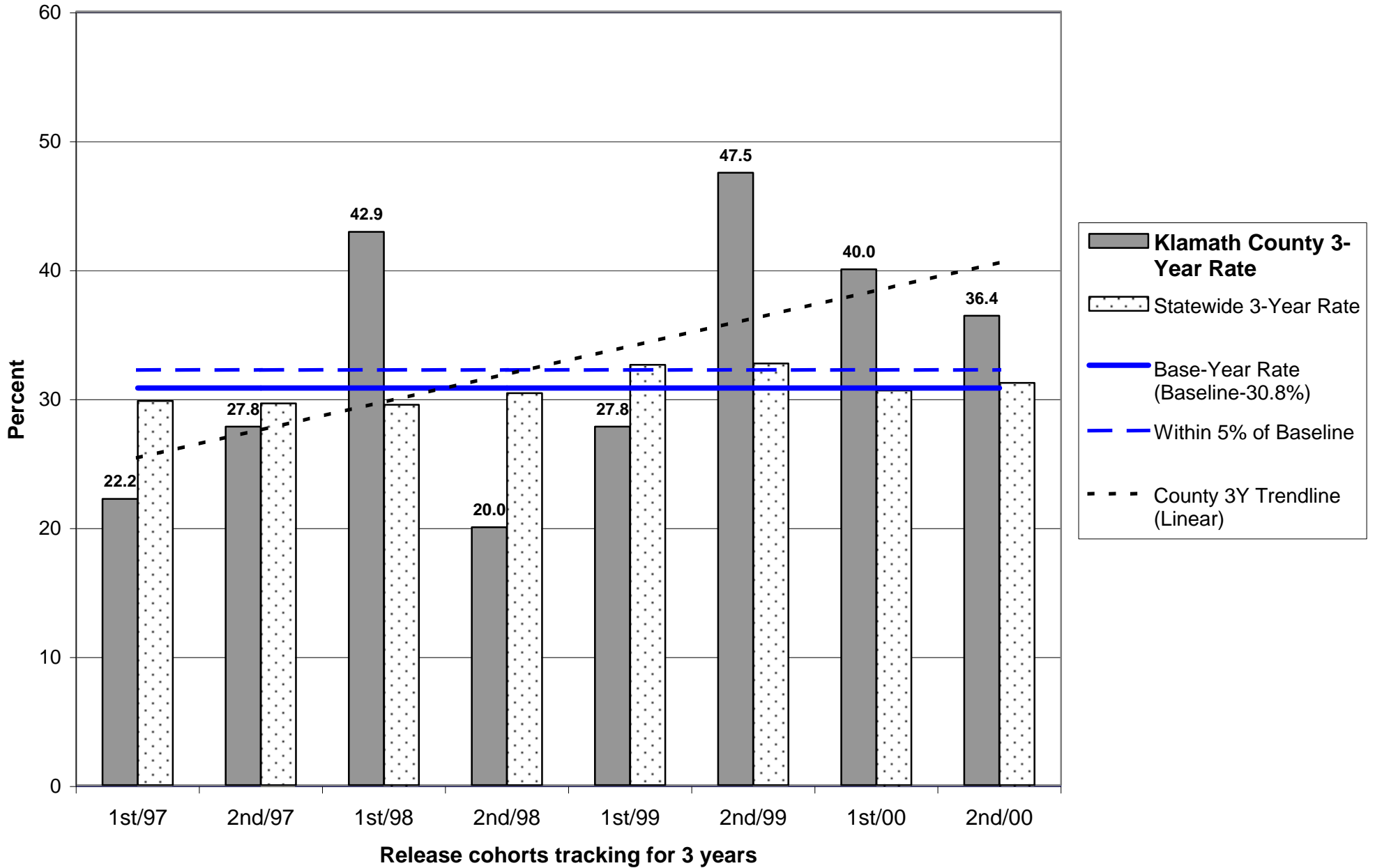


Probation Recidivism Rates - 2nd Half 2003

Klamath County

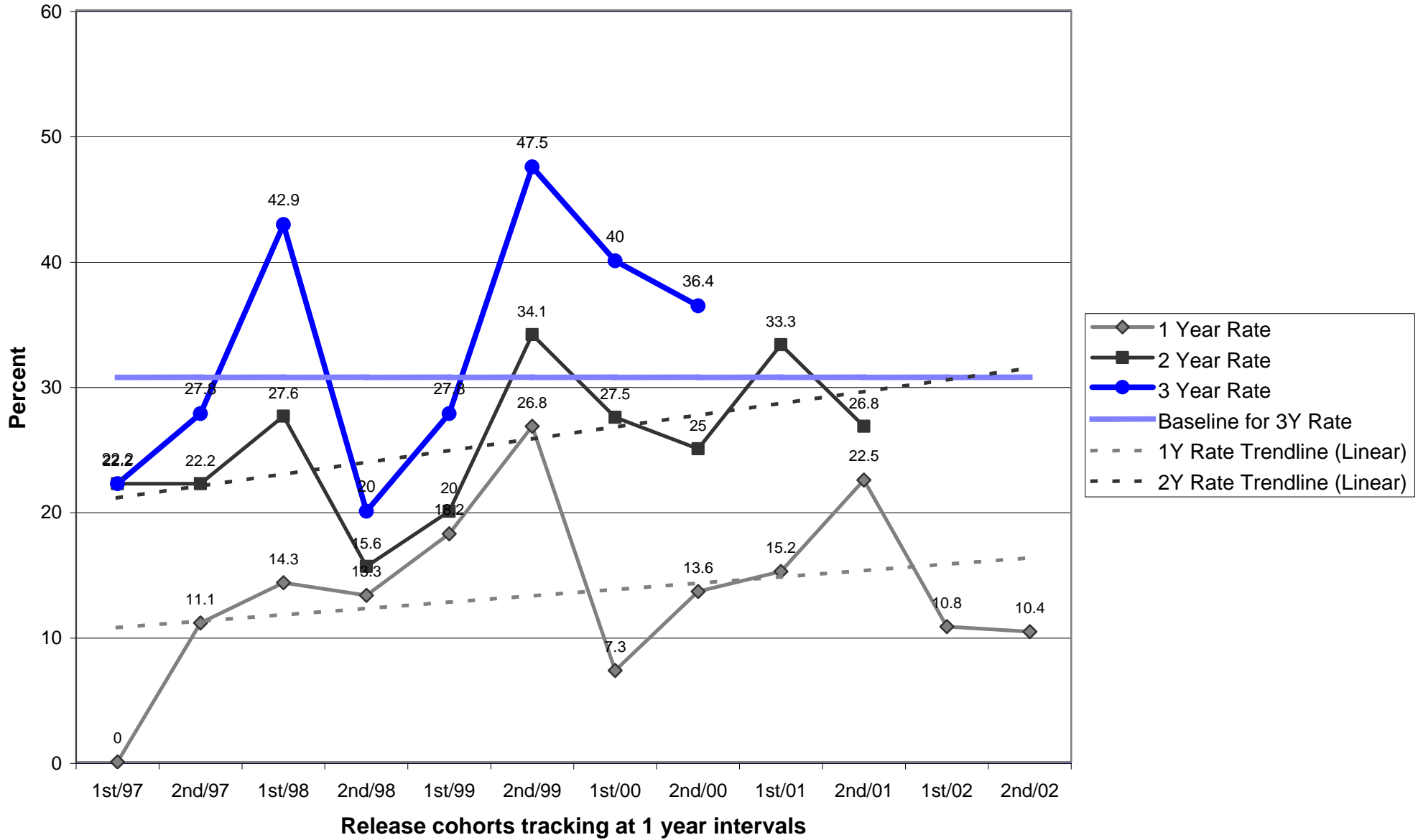


Parole/Post-Prison Supervision Recidivism Rates - 2nd Half 2003



Parole/Post-Prison Supervision Recidivism Rates - 2nd Half 2003

Klamath County



OREGON DEPARTMENT OF CORRECTIONS
RECIDIVISM OF NEW PAROLEES AND PROBATIONERS
 Lake - Updated: May 27, 2004

Cohort	PAROLE-PPS			PROBATION		
	Cumulative Percent Convicted of Any Felony After First Release to Parole-PPS			Cumulative Percent Convicted of Any Felony After First Sentence to Felov Probation		
	Percent convicted in ...months			Percent convicted in ...months		
	12	24	36	12	24	36
2nd/94	50.0	50.0	100.0	22.2	31.3	35.3
1st/95	100.0	100.0	100.0	16.7	16.7	27.3
2nd/95	50.0	50.0	50.0	23.1	21.4	23.1
1st/96	50.0	60.0	60.0	20.0	20.0	22.2
2nd/96	0.0	33.3	33.3	0.0	11.1	20.0
1st/97	0.0	0.0	0.0	25.0	37.5	50.0
2nd/97	0.0	0.0	0.0	20.0	20.0	40.0
1st/98	0.0	0.0	20.0	10.0	25.0	37.5
2nd/98	0.0	20.0	20.0	25.0	25.0	25.0
1st/99	0.0	0.0	0.0	6.3	26.7	33.3
2nd/99	0.0	33.3	33.3	16.7	16.7	20.0
1st/00	0.0	25.0	25.0	20.0	12.5	33.3
2nd/00	0.0	0.0	0.0	0.0	0.0	0.0
1st/01	0.0	0.0		12.5	26.7	
2nd/01	0.0	0.0		16.7	26.7	
1st/02	0.0			28.6		
2nd/02	0.0			5.3		

Note: Slight changes from previous reports may occur due to data updating

Parole: Recidivism is defined as the total percentage of a release cohort that was convicted of any felony at any time within the specified number of months following release from prison.

A release cohort is defined as comprising all individuals who were released to parole or PPS during a six month period. It excludes those released from prison following a revocation from parole/PPS. Inmates initially released on temporary or transitional leave are also included as of their parole or PPS date

A county's release cohorts are defined as offenders under the county's supervision at the end of the specified number of months following release from incarceration, plus offenders who committed new felonies within that period.

Probation: Recidivism is defined as the total percentage of an admission cohort that was convicted of any felony at any time within the specified number of months after beginning probation

An admission cohort is defined as comprising all individuals who were sentenced for the first time to felony probation during the same six month period. Some offenders have been sentenced to probation more than once. Each new probation admission is considered a separate case

A county's admission cohorts are defined as offenders under the county's supervision at the end of the specified number of months following admission to probation, plus offenders who committed new felonies within that period.

OREGON DEPARTMENT OF CORRECTIONS
RECIDIVISM OF NEW PAROLEES AND PROBATIONERS
Lane - Updated: May 27, 2004

Cohort	PAROLE-PPS			PROBATION		
	Cumulative Percent Convicted of Any Felony After First Release to Parole-PPS			Cumulative Percent Convicted of Any Felony After First Sentence to Felov Probation		
	Percent convicted in ...months			Percent convicted in ...months		
	12	24	36	12	24	36
2nd/94	12.1	23.7	27.9	10.7	19.9	24.5
1st/95	17.9	29.6	34.5	13.7	22.3	26.2
2nd/95	14.1	24.2	30.0	14.7	20.9	25.9
1st/96	8.8	25.5	30.7	10.4	17.9	23.2
2nd/96	12.4	23.0	35.8	10.6	19.0	23.8
1st/97	9.2	20.8	29.8	6.8	15.9	23.5
2nd/97	8.0	18.8	29.0	7.7	14.6	22.1
1st/98	9.9	22.1	28.2	9.7	19.4	25.8
2nd/98	9.5	22.8	34.3	10.3	18.6	25.0
1st/99	15.6	26.8	37.0	13.0	22.8	27.8
2nd/99	12.9	25.9	36.3	15.3	25.4	30.6
1st/00	13.9	23.8	30.3	12.2	21.8	25.4
2nd/00	14.8	30.8	40.7	14.5	22.8	28.9
1st/01	15.7	28.4		13.0	24.2	
2nd/01	16.2	24.7		12.6	21.3	
1st/02	9.4			13.7		
2nd/02	9.9			10.8		

Note: Slight changes from previous reports may occur due to data updating

Parole: Recidivism is defined as the total percentage of a release cohort that was convicted of any felony at any time within the specified number of months following release from prison.

A release cohort is defined as comprising all individuals who were released to parole or PPS during a six month period. It excludes those released from prison following a revocation from parole/PPS. Inmates initially released on temporary or transitional leave are also included as of their parole or PPS date

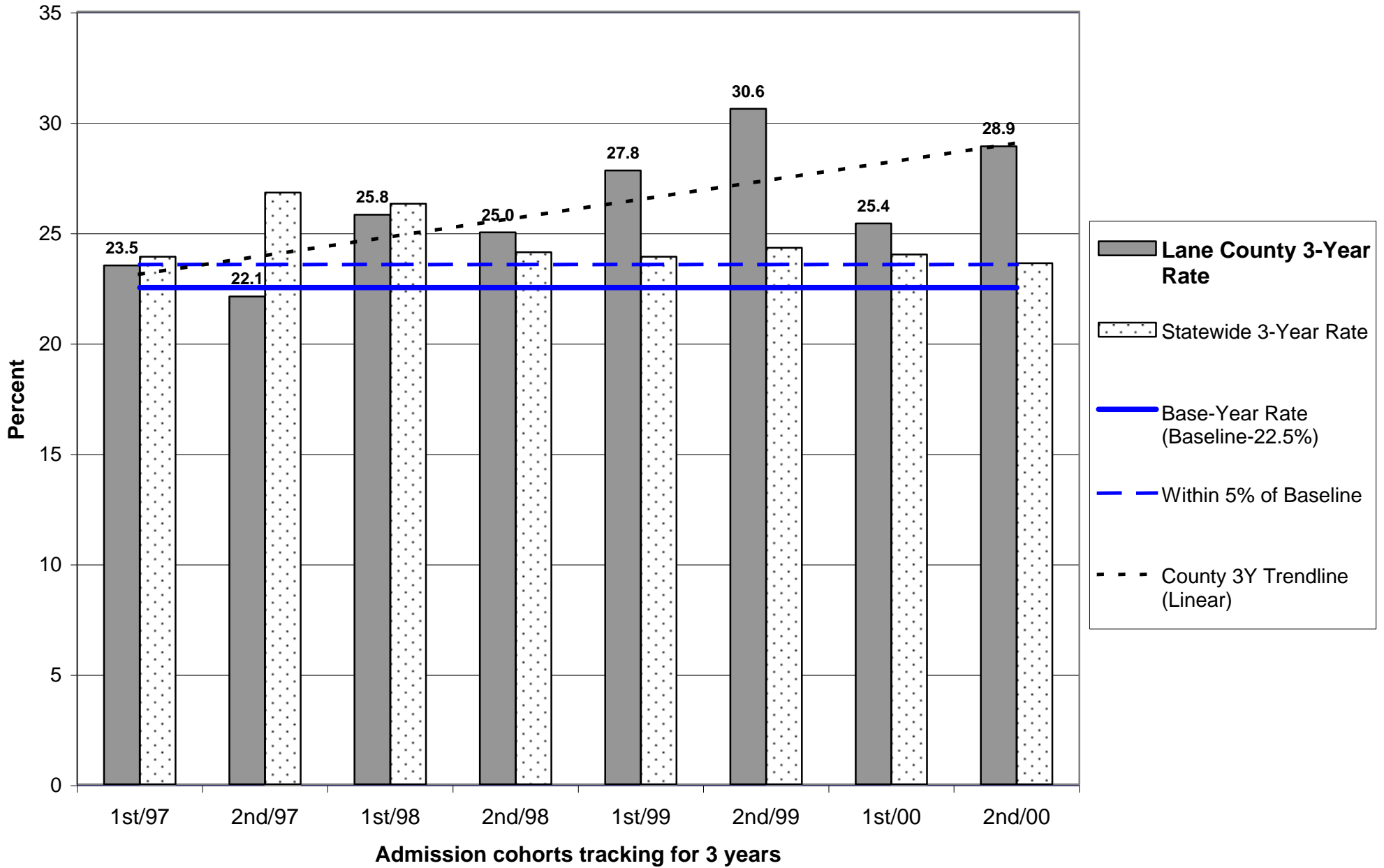
A county's release cohorts are defined as offenders under the county's supervision at the end of the specified number of months following release from incarceration, plus offenders who committed new felonies within that period.

Probation: Recidivism is defined as the total percentage of an admission cohort that was convicted of any felony at any time within the specified number of months after beginning probation

An admission cohort is defined as comprising all individuals who were sentenced for the first time to felony probation during the same six month period. Some offenders have been sentenced to probation more than once. Each new probation admission is considered a separate case

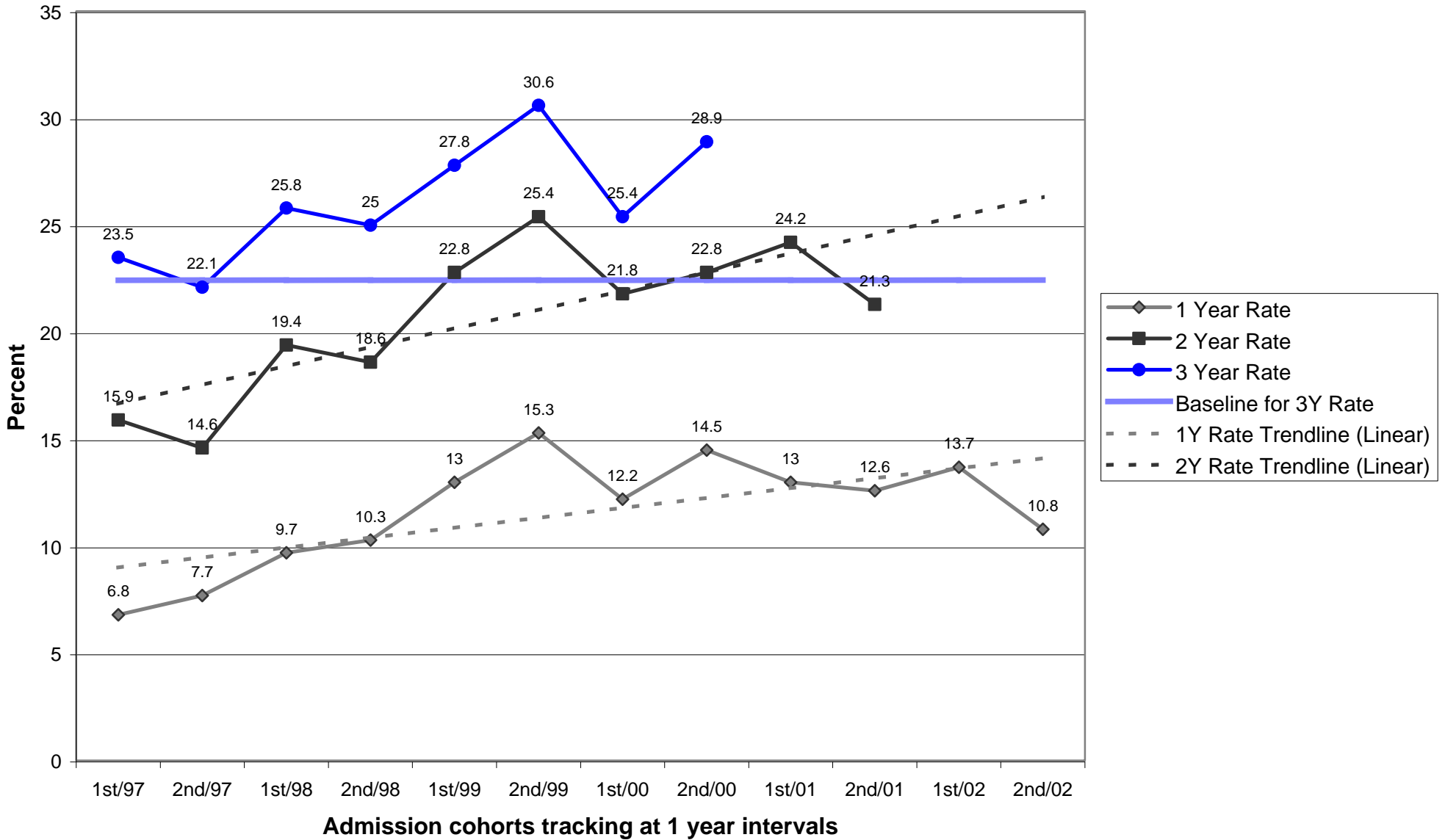
A county's admission cohorts are defined as offenders under the county's supervision at the end of the specified number of months following admission to probation, plus offenders who committed new felonies within that period.

Probation Recidivism Rates - 2nd Half 2003

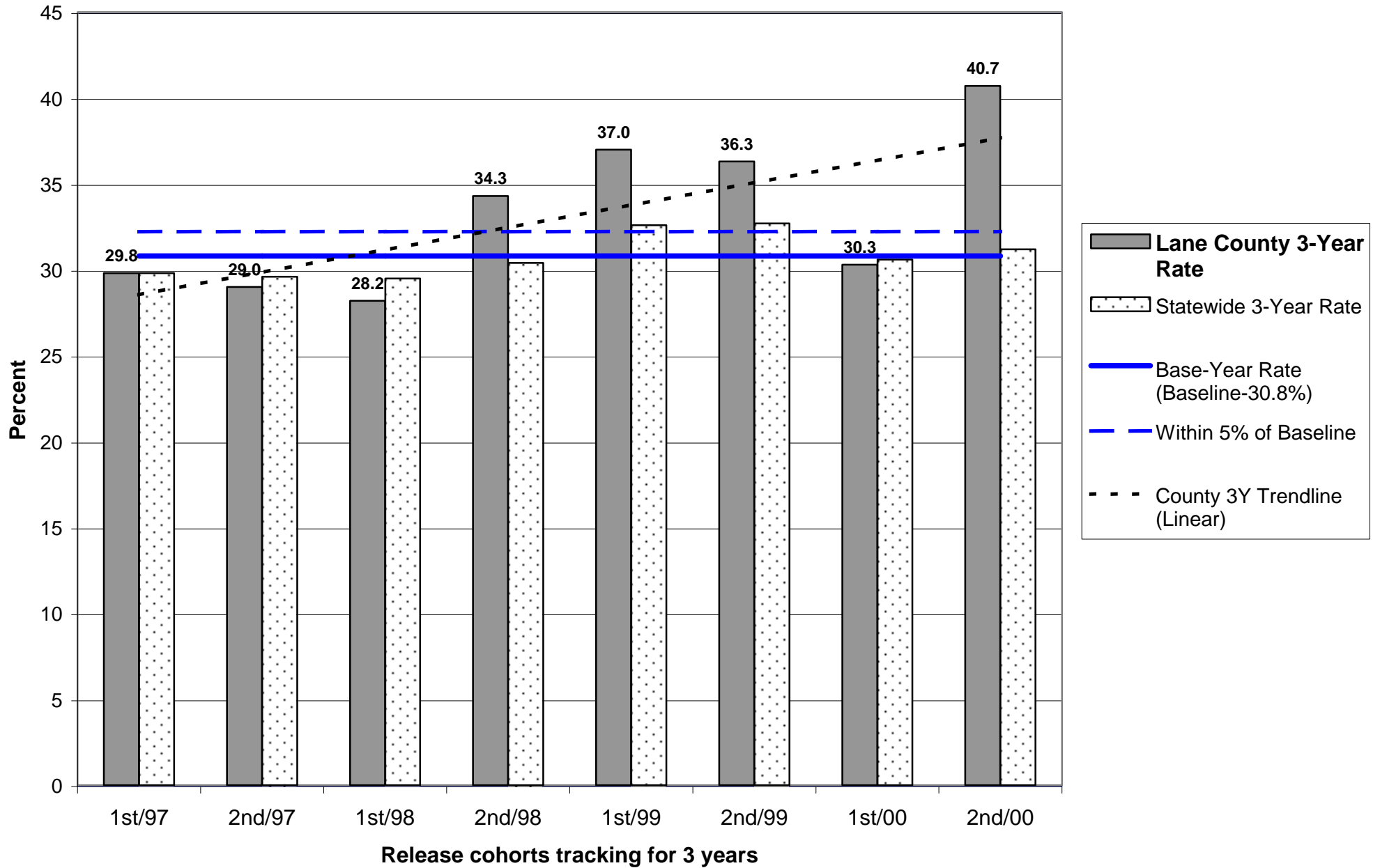


Probation Recidivism Rates - 2nd Half 2003

Lane County

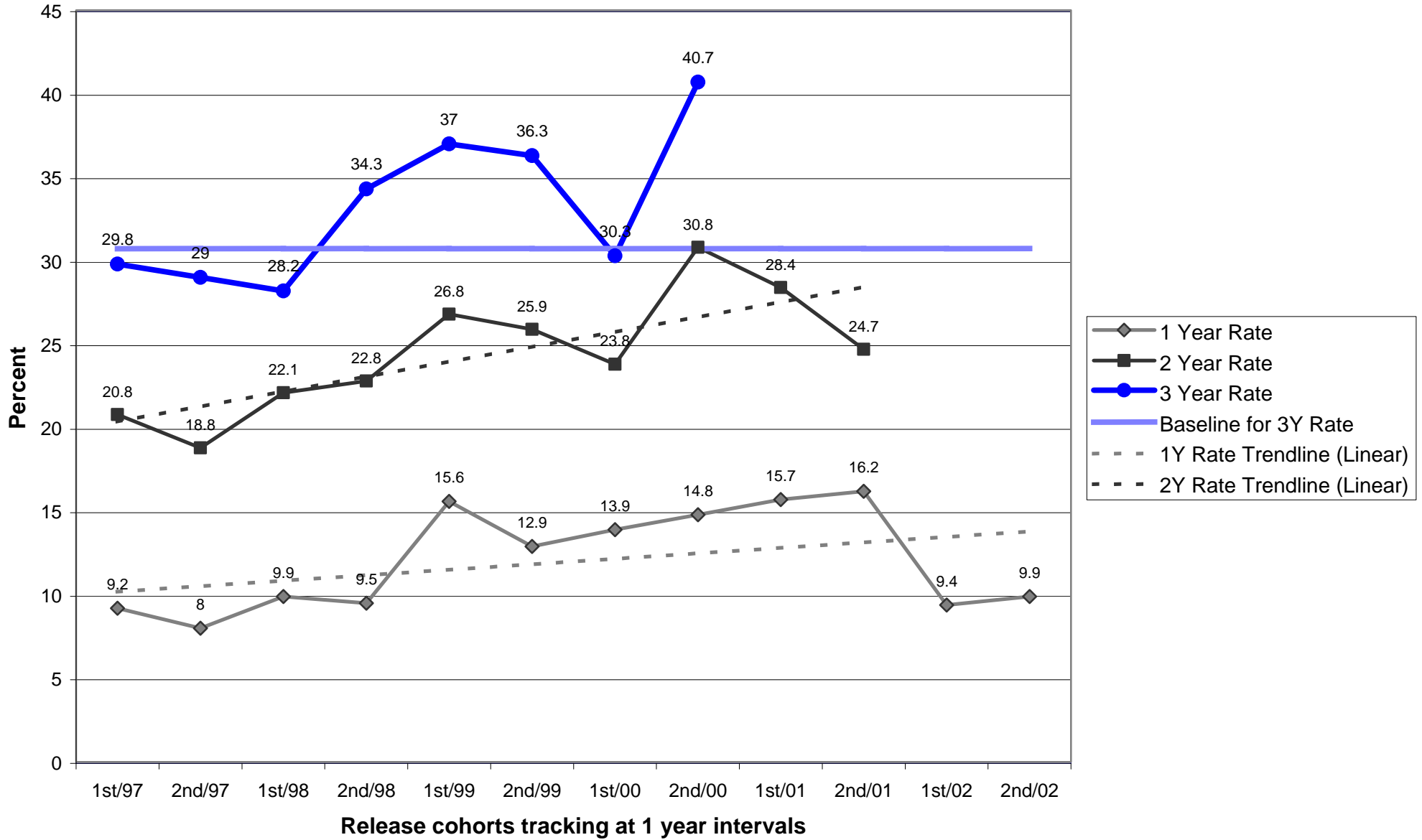


Parole/Post-Prison Supervision Recidivism Rates - 2nd Half 2003



Parole/Post-Prison Supervision Recidivism Rates - 2nd Half 2003

Lane County



OREGON DEPARTMENT OF CORRECTIONS
RECIDIVISM OF NEW PAROLEES AND PROBATIONERS
Lincoln - Updated: May 27, 2004

Cohort	PAROLE-PPS			PROBATION		
	Cumulative Percent Convicted of Any Felony After First Release to Parole-PPS			Cumulative Percent Convicted of Any Felony After First Sentence to Felov Probation		
	Percent convicted in ...months			Percent convicted in ...months		
	12	24	36	12	24	36
2nd/94	13.8	16.7	37.0	14.8	25.0	29.5
1st/95	5.7	8.1	8.1	13.6	18.2	25.8
2nd/95	7.7	20.8	28.0	11.3	13.7	22.9
1st/96	9.5	20.8	32.0	12.7	15.3	20.0
2nd/96	13.3	18.8	21.4	16.4	26.6	31.1
1st/97	11.5	20.8	22.7	11.0	19.2	22.5
2nd/97	21.7	28.6	36.8	14.8	31.9	30.6
1st/98	13.8	16.1	22.2	9.5	16.9	23.0
2nd/98	5.3	5.9	29.4	11.5	13.8	20.7
1st/99	13.3	13.3	18.2	9.0	12.3	17.2
2nd/99	5.3	10.0	20.0	7.1	16.4	20.8
1st/00	5.9	20.0	34.5	10.6	15.4	15.9
2nd/00	4.2	13.6	22.7	5.3	12.5	15.5
1st/01	6.5	13.8		9.3	12.3	
2nd/01	9.1	17.6		14.3	18.6	
1st/02	15.9			11.1		
2nd/02	2.3			11.5		

Note: Slight changes from previous reports may occur due to data updating

Parole: Recidivism is defined as the total percentage of a release cohort that was convicted of any felony at any time within the specified number of months following release from prison.

A release cohort is defined as comprising all individuals who were released to parole or PPS during a six month period. It excludes those released from prison following a revocation from parole/PPS. Inmates initially released on temporary or transitional leave are also included as of their parole or PPS date

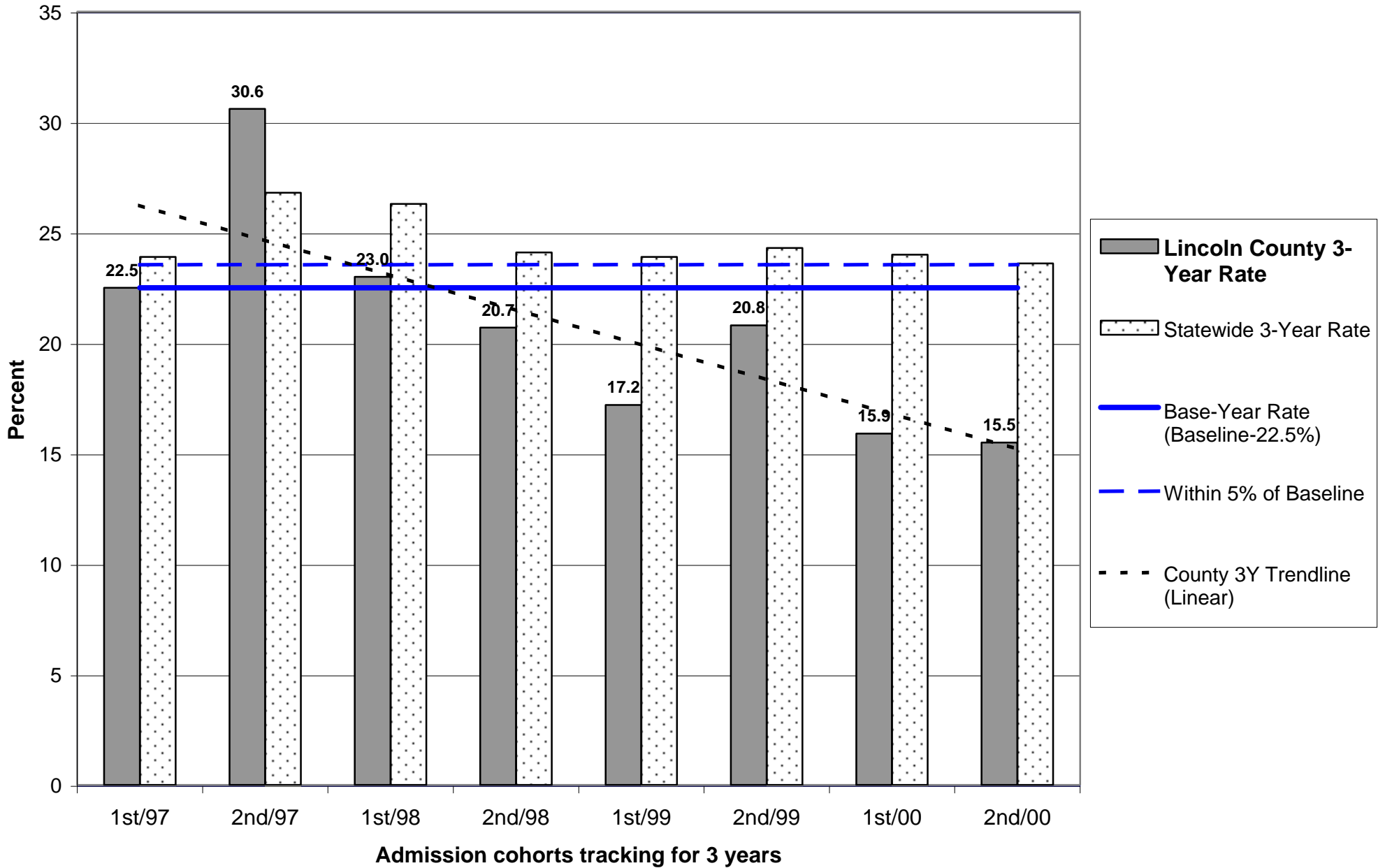
A county's release cohorts are defined as offenders under the county's supervision at the end of the specified number of months following release from incarceration, plus offenders who committed new felonies within that period.

Probation: Recidivism is defined as the total percentage of an admission cohort that was convicted of any felony at any time within the specified number of months after beginning probation

An admission cohort is defined as comprising all individuals who were sentenced for the first time to felony probation during the same six month period. Some offenders have been sentenced to probation more than once. Each new probation admission is considered a separate case

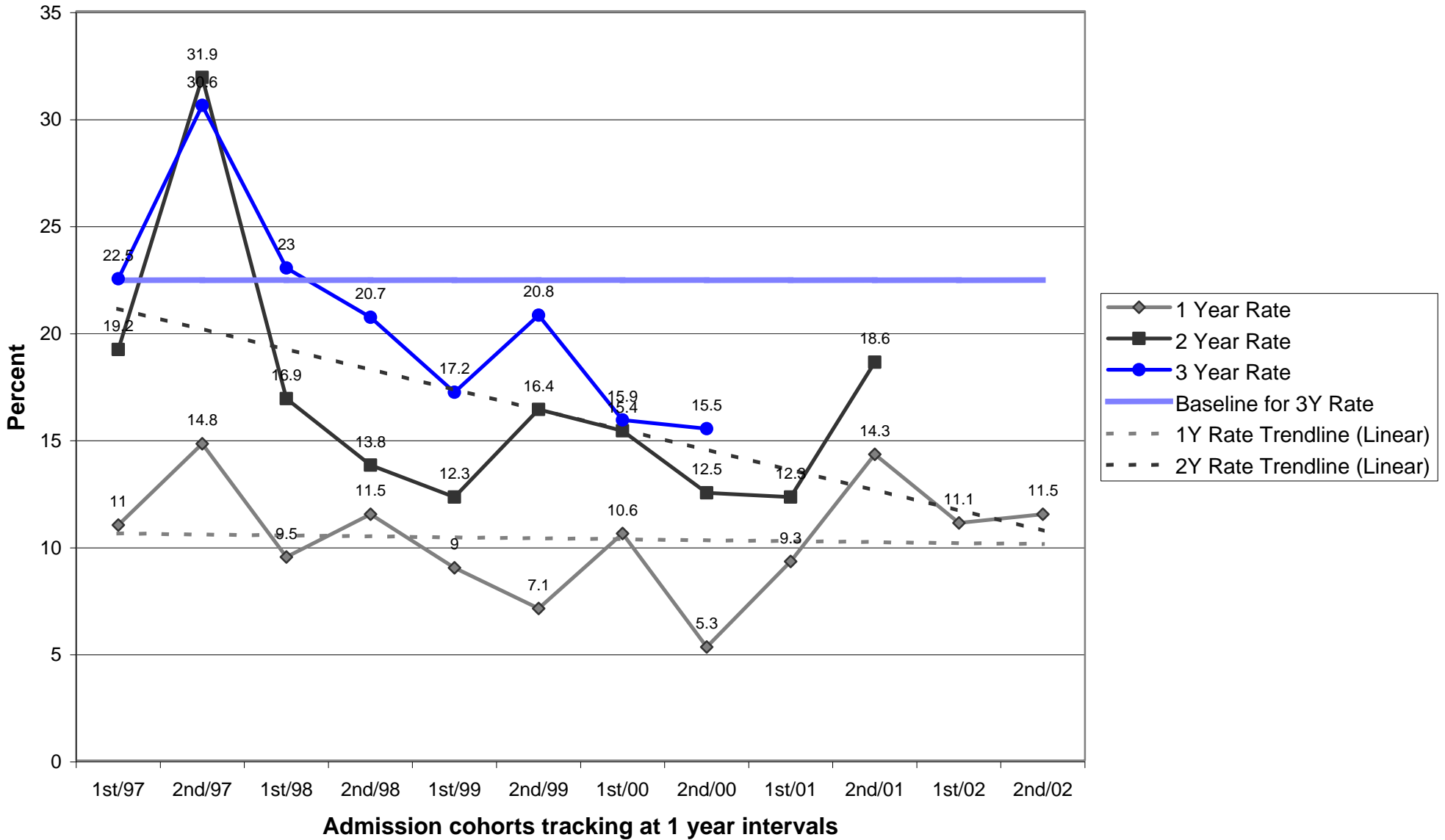
A county's admission cohorts are defined as offenders under the county's supervision at the end of the specified number of months following admission to probation, plus offenders who committed new felonies within that period.

Probation Recidivism Rates - 2nd Half 2003



Probation Recidivism Rates - 2nd Half 2003

Lincoln County



OREGON DEPARTMENT OF CORRECTIONS
RECIDIVISM OF NEW PAROLEES AND PROBATIONERS
Linn - Updated: May 27, 2004

Cohort	PAROLE-PPS			PROBATION		
	Cumulative Percent Convicted of Any Felony After First Release to Parole-PPS			Cumulative Percent Convicted of Any Felony After First Sentence to Felov Probation		
	Percent convicted in ...months			Percent convicted in ...months		
	12	24	36	12	24	36
2nd/94	23.4	28.6	34.7	21.1	30.0	35.9
1st/95	24.3	33.3	40.0	16.0	28.3	34.1
2nd/95	23.5	32.4	39.7	12.8	20.8	29.4
1st/96	12.8	27.2	31.6	10.8	19.3	23.0
2nd/96	12.3	24.6	30.9	12.2	19.4	24.7
1st/97	14.9	31.1	36.4	9.1	22.6	32.1
2nd/97	19.3	28.4	33.7	15.5	26.9	34.5
1st/98	12.3	25.4	30.6	18.0	26.7	31.1
2nd/98	14.3	25.6	33.7	11.7	20.5	25.5
1st/99	18.7	29.7	39.2	12.5	21.8	28.1
2nd/99	13.4	23.5	28.0	9.3	14.7	17.2
1st/00	12.2	20.2	30.1	15.6	27.0	31.0
2nd/00	13.1	20.7	24.4	17.0	28.2	35.5
1st/01	12.6	26.4		15.1	21.5	
2nd/01	8.5	19.0		19.2	31.4	
1st/02	7.4			21.6		
2nd/02	16.3			12.7		

Note: Slight changes from previous reports may occur due to data updating

Parole: Recidivism is defined as the total percentage of a release cohort that was convicted of any felony at any time within the specified number of months following release from prison.

A release cohort is defined as comprising all individuals who were released to parole or PPS during a six month period. It excludes those released from prison following a revocation from parole/PPS. Inmates initially released on temporary or transitional leave are also included as of their parole or PPS date

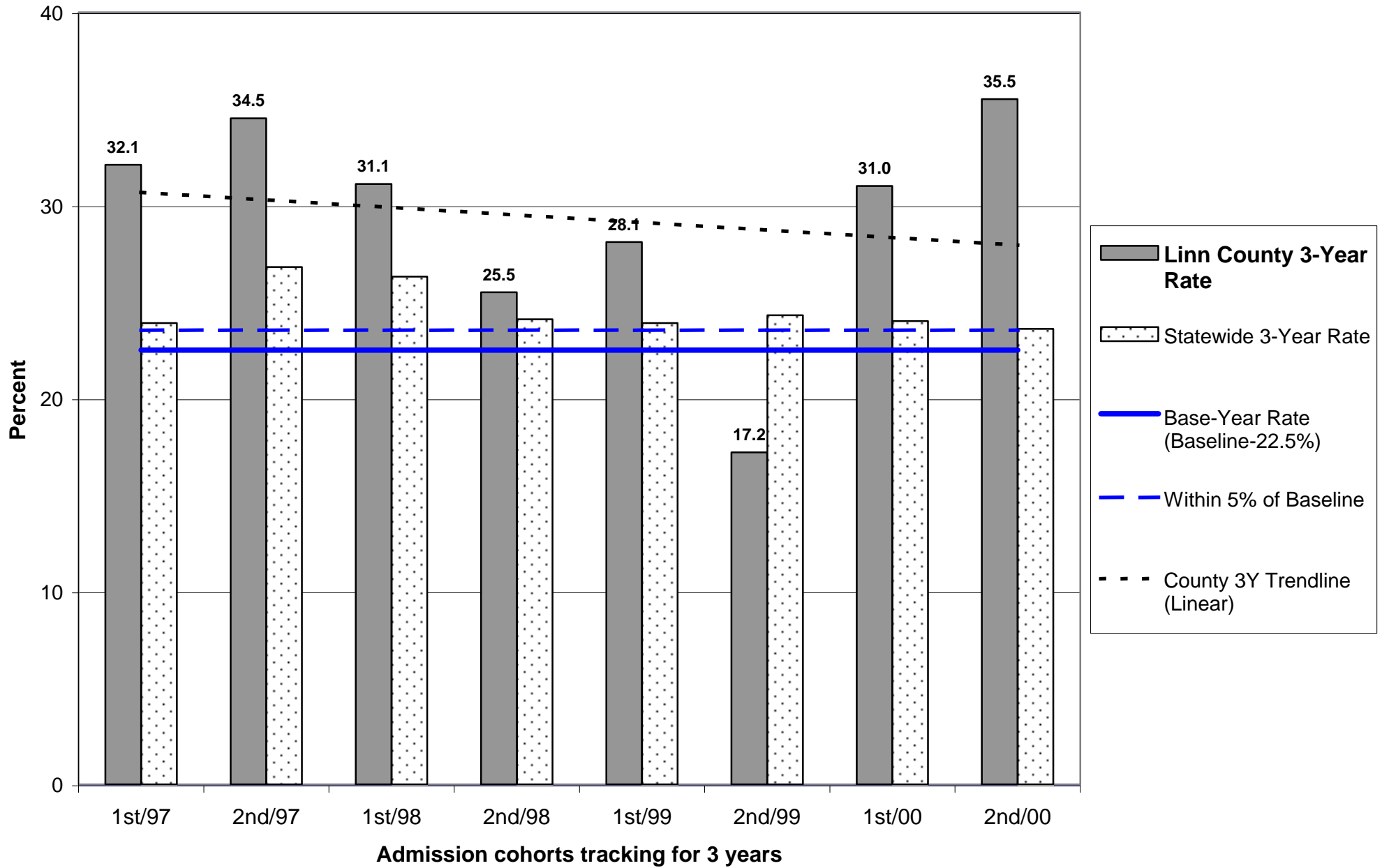
A county's release cohorts are defined as offenders under the county's supervision at the end of the specified number of months following release from incarceration, plus offenders who committed new felonies within that period.

Probation: Recidivism is defined as the total percentage of an admission cohort that was convicted of any felony at any time within the specified number of months after beginning probation

An admission cohort is defined as comprising all individuals who were sentenced for the first time to felony probation during the same six month period. Some offenders have been sentenced to probation more than once. Each new probation admission is considered a separate case

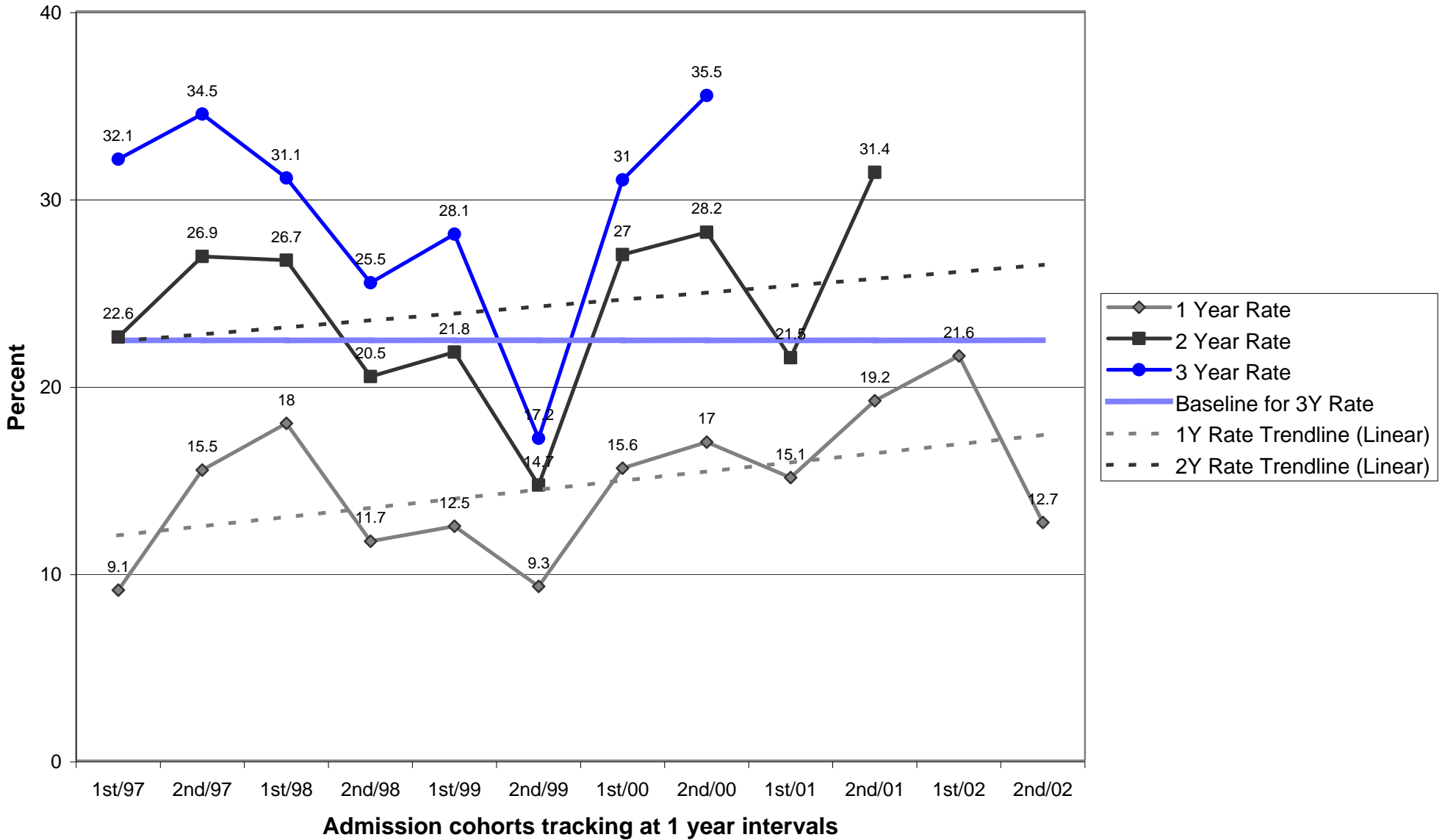
A county's admission cohorts are defined as offenders under the county's supervision at the end of the specified number of months following admission to probation, plus offenders who committed new felonies within that period.

Probation Recidivism Rates - 2nd Half 2003

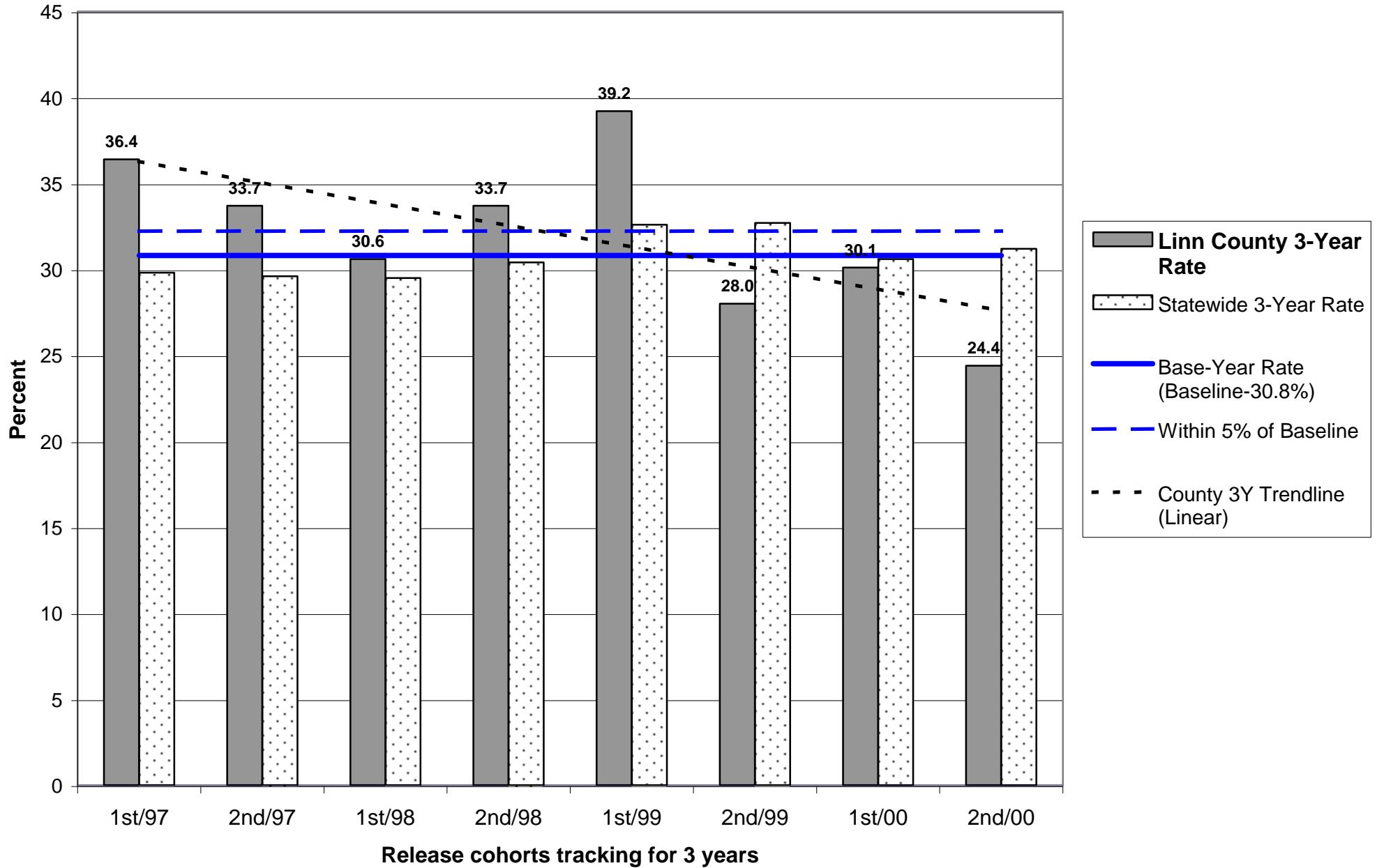


Probation Recidivism Rates - 2nd Half 2003

Linn County

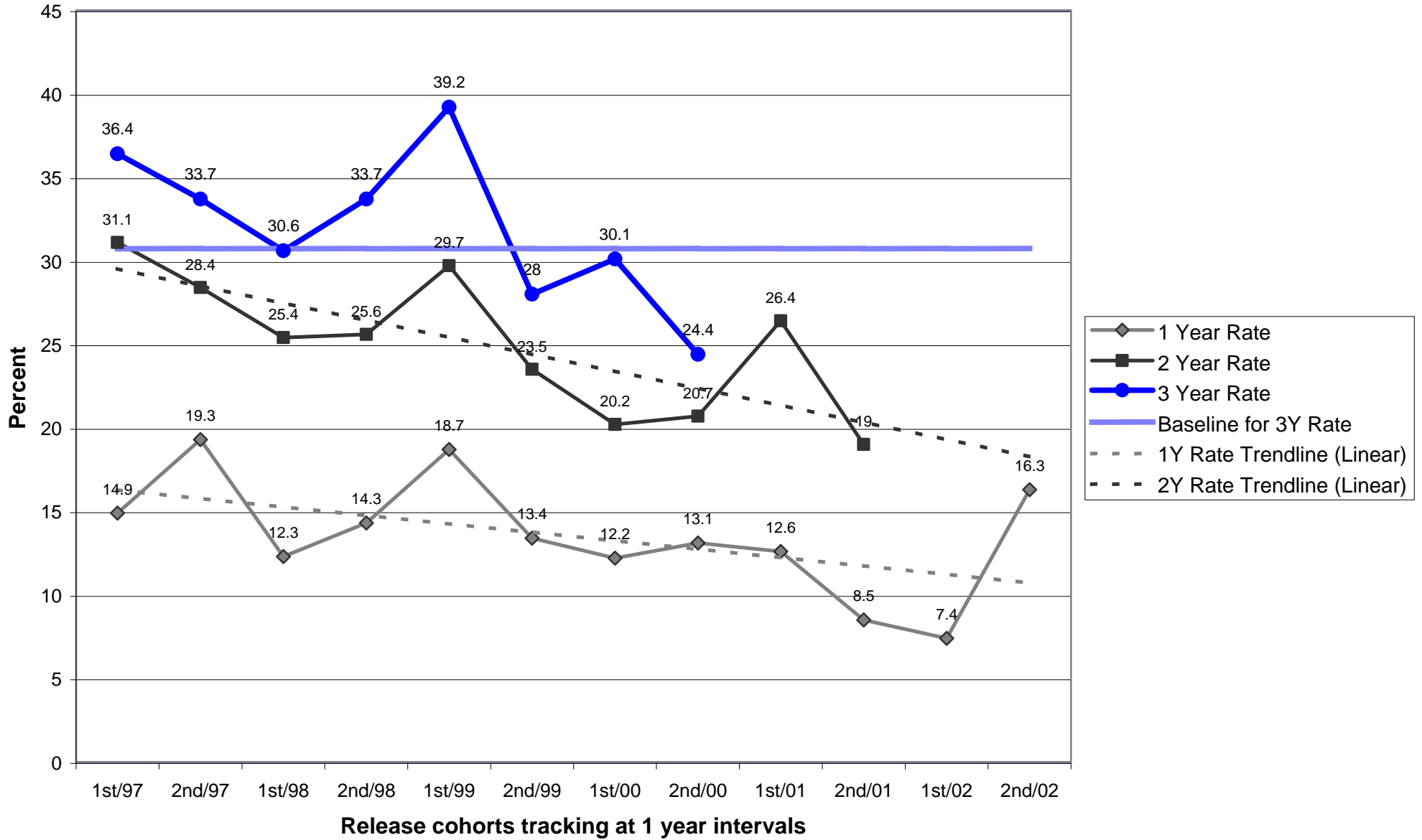


Parole/Post-Prison Supervision Recidivism Rates - 2nd Half 2003



Parole/Post-Prison Supervision Recidivism Rates - 2nd Half 2003

Linn County



OREGON DEPARTMENT OF CORRECTIONS
RECIDIVISM OF NEW PAROLEES AND PROBATIONERS
 Malheur - Updated: May 27, 2004

Cohort	PAROLE-PPS			PROBATION		
	Cumulative Percent Convicted of Any Felony After First Release to Parole-PPS			Cumulative Percent Convicted of Any Felony After First Sentence to Felov Probation		
	Percent convicted in ...months			Percent convicted in ...months		
	12	24	36	12	24	36
2nd/94	5.6	15.0	14.3	4.2	16.3	22.9
1st/95	4.5	4.3	21.7	9.4	15.1	23.2
2nd/95	16.7	26.1	34.8	6.8	11.6	14.3
1st/96	0.0	10.0	10.0	9.8	25.8	32.3
2nd/96	7.1	17.2	26.7	7.8	22.0	24.0
1st/97	12.5	21.9	25.8	11.1	18.2	24.1
2nd/97	4.2	13.0	21.7	10.0	17.8	23.6
1st/98	4.0	12.0	15.4	7.7	14.3	18.6
2nd/98	13.2	17.9	20.5	6.7	9.8	9.8
1st/99	13.8	21.4	26.9	12.0	12.0	14.6
2nd/99	0.0	16.2	21.6	4.8	12.9	18.0
1st/00	5.0	12.5	14.6	7.0	14.3	19.6
2nd/00	8.1	12.8	15.4	7.0	14.0	21.1
1st/01	8.9	13.3		6.9	10.5	
2nd/01	4.0	8.0		9.1	14.5	
1st/02	0.0			8.9		
2nd/02	5.0			6.4		

Note: Slight changes from previous reports may occur due to data updating

Parole: Recidivism is defined as the total percentage of a release cohort that was convicted of any felony at any time within the specified number of months following release from prison.

A release cohort is defined as comprising all individuals who were released to parole or PPS during a six month period. It excludes those released from prison following a revocation from parole/PPS. Inmates initially released on temporary or transitional leave are also included as of their parole or PPS date

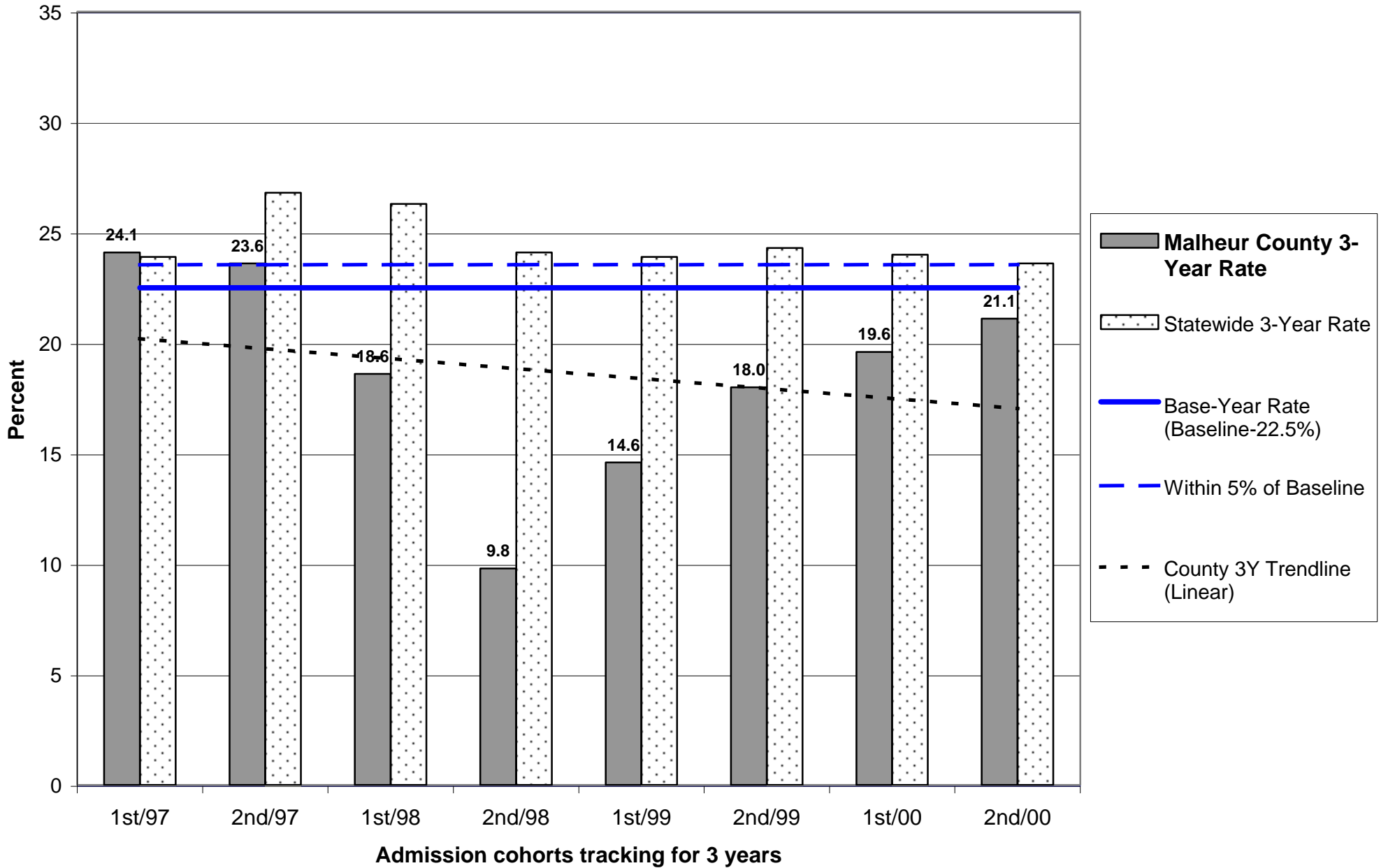
A county's release cohorts are defined as offenders under the county's supervision at the end of the specified number of months following release from incarceration, plus offenders who committed new felonies within that period.

Probation: Recidivism is defined as the total percentage of an admission cohort that was convicted of any felony at any time within the specified number of months after beginning probation

An admission cohort is defined as comprising all individuals who were sentenced for the first time to felony probation during the same six month period. Some offenders have been sentenced to probation more than once. Each new probation admission is considered a separate case

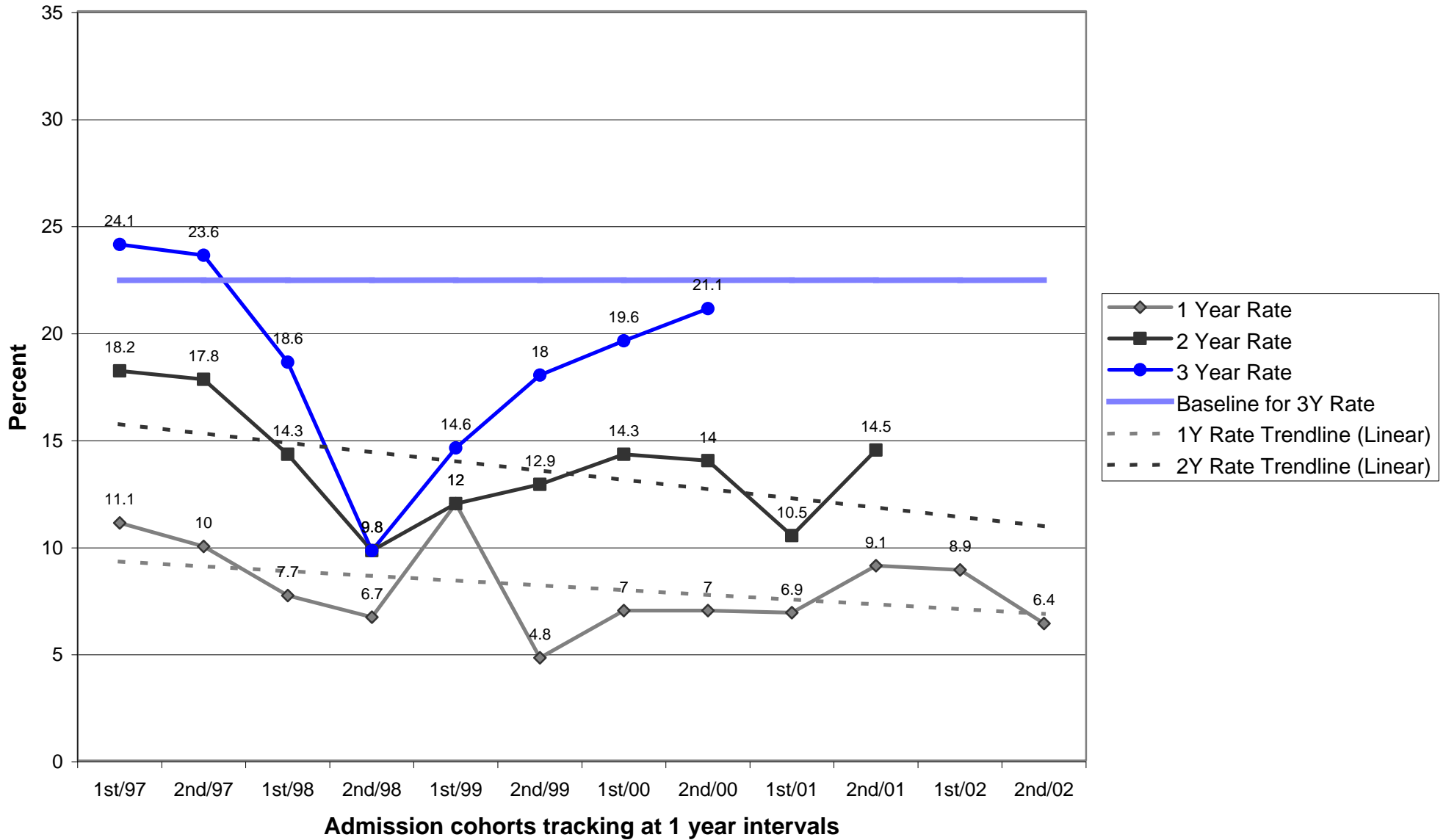
A county's admission cohorts are defined as offenders under the county's supervision at the end of the specified number of months following admission to probation, plus offenders who committed new felonies within that period.

Probation Recidivism Rates - 2nd Half 2003

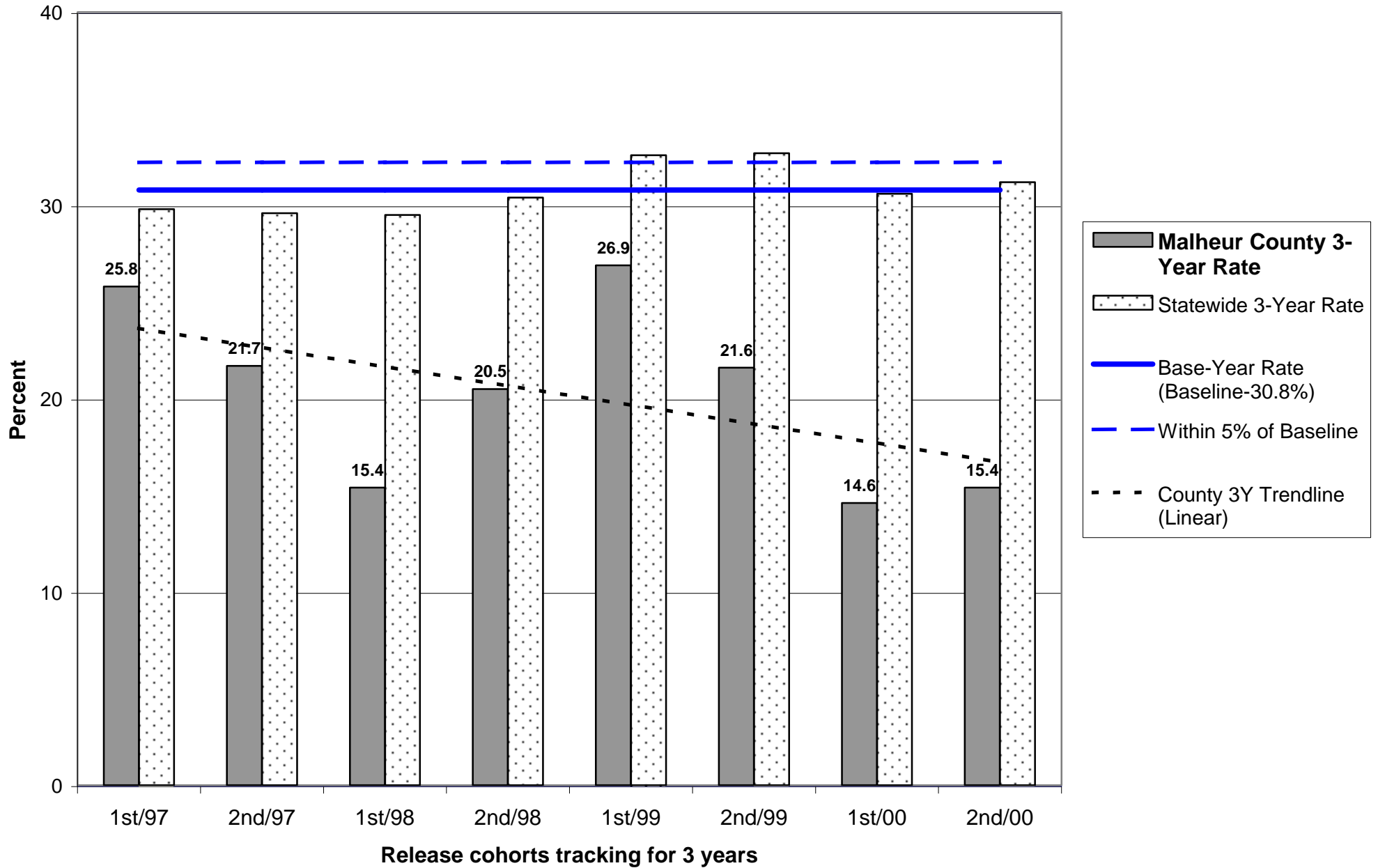


Probation Recidivism Rates - 2nd Half 2003

Malheur County

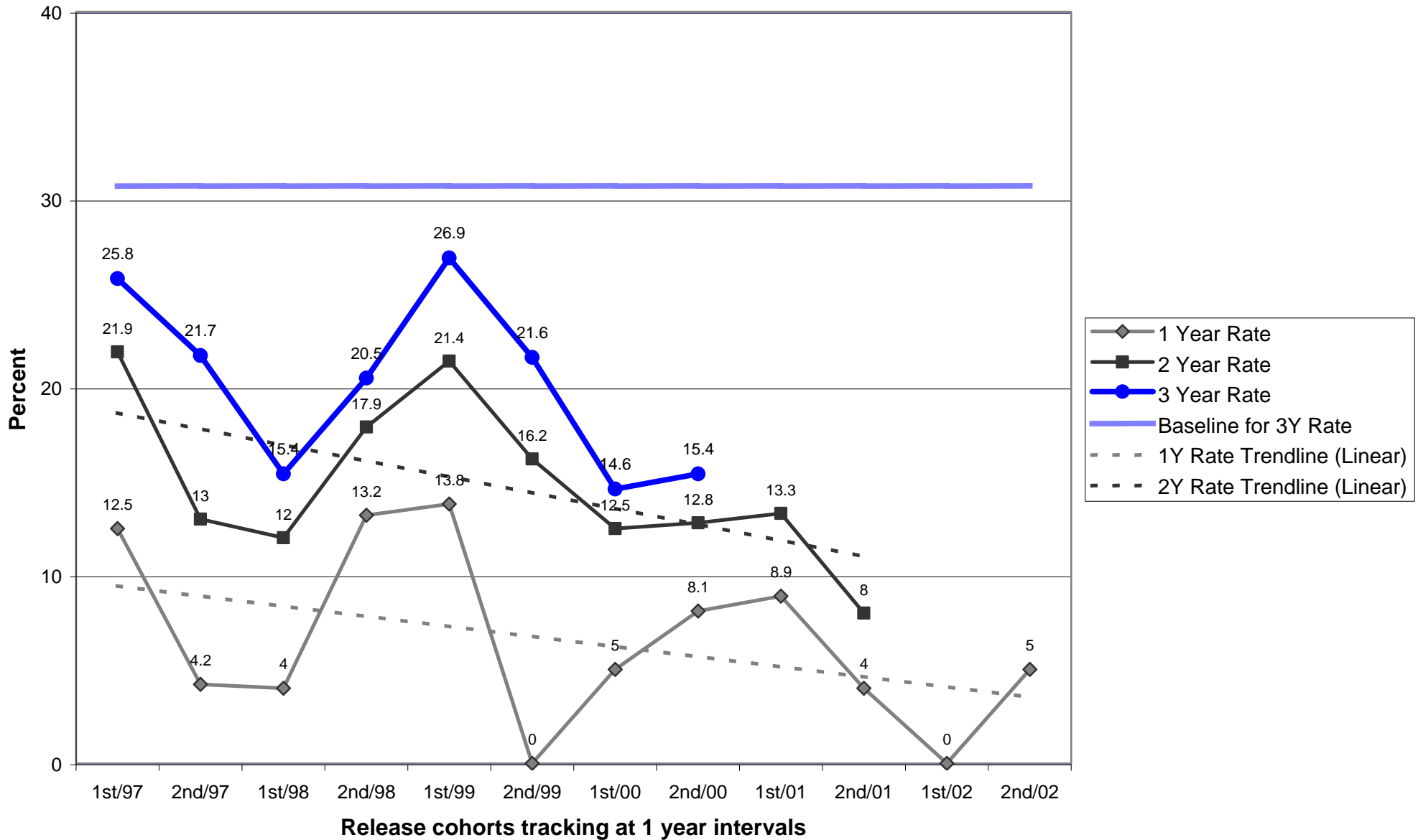


Parole/Post-Prison Supervision Recidivism Rates - 2nd Half 2003



Parole/Post-Prison Supervision Recidivism Rates - 2nd Half 2003

Malheur County



OREGON DEPARTMENT OF CORRECTIONS
RECIDIVISM OF NEW PAROLEES AND PROBATIONERS
 Marion - Updated: May 27, 2004

Cohort	PAROLE-PPS			PROBATION		
	Cumulative Percent Convicted of Any Felony After First Release to Parole-PPS			Cumulative Percent Convicted of Any Felony After First Sentence to Felov Probation		
	Percent convicted in ...months			Percent convicted in ...months		
	12	24	36	12	24	36
2nd/94	12.5	17.0	21.7	13.4	20.7	23.5
1st/95	13.0	23.5	31.8	14.8	22.3	25.6
2nd/95	15.6	25.0	31.0	12.5	21.7	27.7
1st/96	14.1	22.2	29.6	10.8	18.6	22.9
2nd/96	8.2	20.2	25.9	10.5	18.6	22.9
1st/97	15.4	23.9	27.7	11.6	17.3	22.9
2nd/97	9.4	23.7	29.8	14.2	23.5	29.6
1st/98	10.2	22.7	29.8	11.3	21.9	28.9
2nd/98	11.7	21.5	29.1	11.0	18.6	25.0
1st/99	14.8	29.3	36.4	12.5	23.1	28.1
2nd/99	15.5	32.3	38.7	11.8	18.5	23.4
1st/00	14.1	26.3	35.2	12.5	23.2	29.6
2nd/00	18.4	28.6	36.4	11.4	20.2	25.7
1st/01	16.5	28.6		9.3	19.7	
2nd/01	12.7	25.1		11.1	18.2	
1st/02	15.5			11.3		
2nd/02	8.8			9.7		

Note: Slight changes from previous reports may occur due to data updating

Parole: Recidivism is defined as the total percentage of a release cohort that was convicted of any felony at any time within the specified number of months following release from prison.

A release cohort is defined as comprising all individuals who were released to parole or PPS during a six month period. It excludes those released from prison following a revocation from parole/PPS. Inmates initially released on temporary or transitional leave are also included as of their parole or PPS date

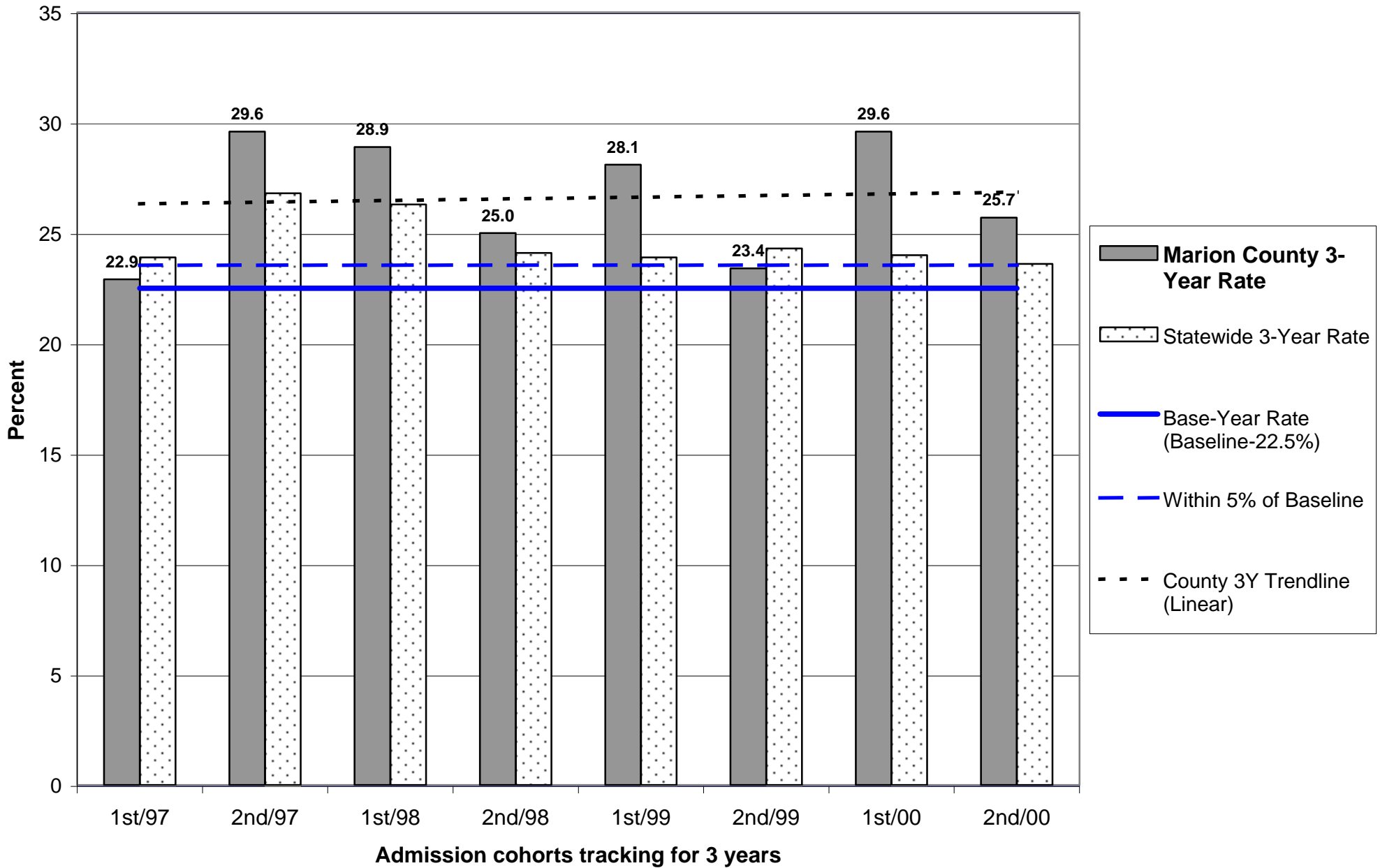
A county's release cohorts are defined as offenders under the county's supervision at the end of the specified number of months following release from incarceration, plus offenders who committed new felonies within that period.

Probation: Recidivism is defined as the total percentage of an admission cohort that was convicted of any felony at any time within the specified number of months after beginning probation

An admission cohort is defined as comprising all individuals who were sentenced for the first time to felony probation during the same six month period. Some offenders have been sentenced to probation more than once. Each new probation admission is considered a separate case

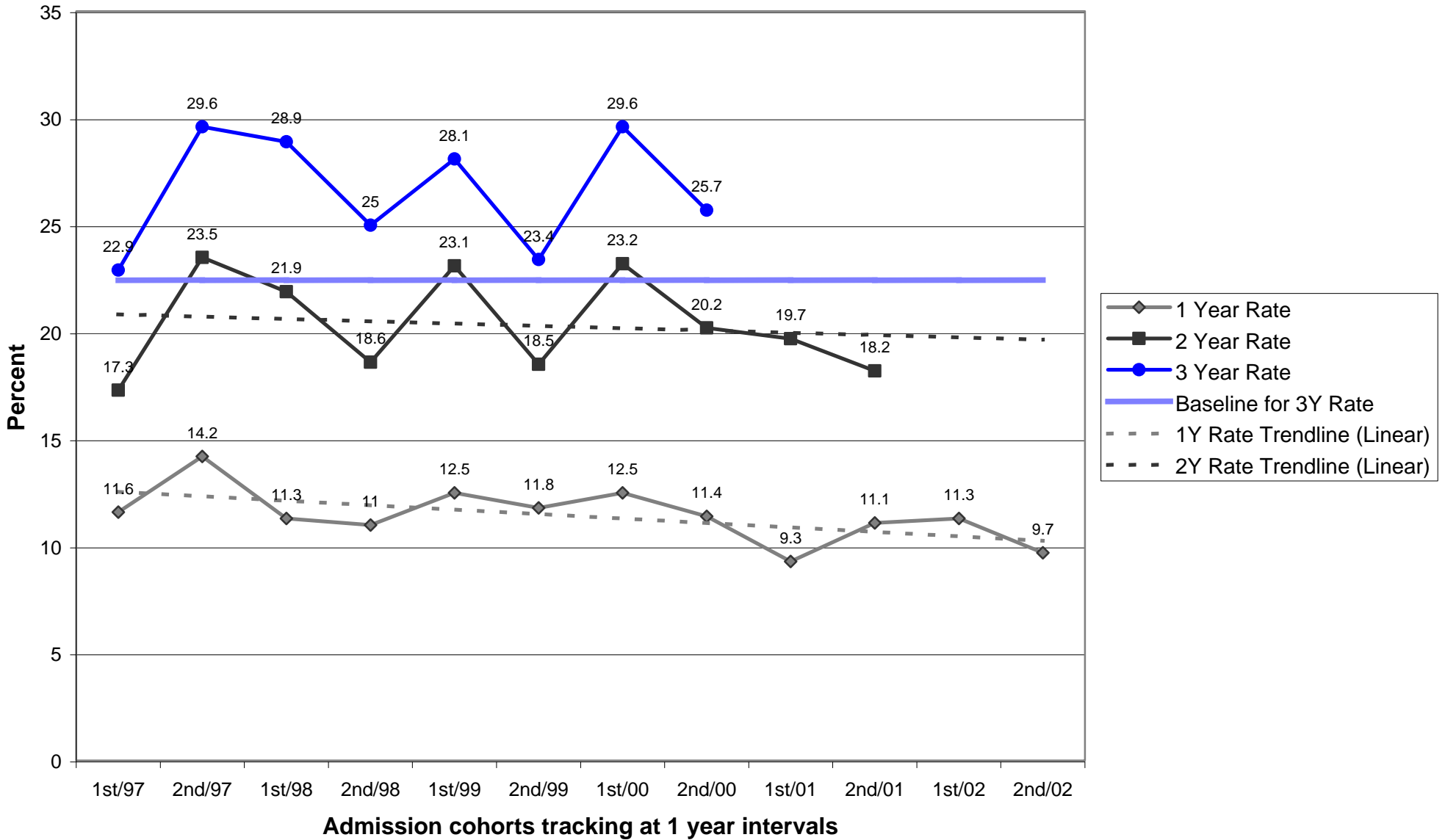
A county's admission cohorts are defined as offenders under the county's supervision at the end of the specified number of months following admission to probation, plus offenders who committed new felonies within that period.

Probation Recidivism Rates - 2nd Half 2003

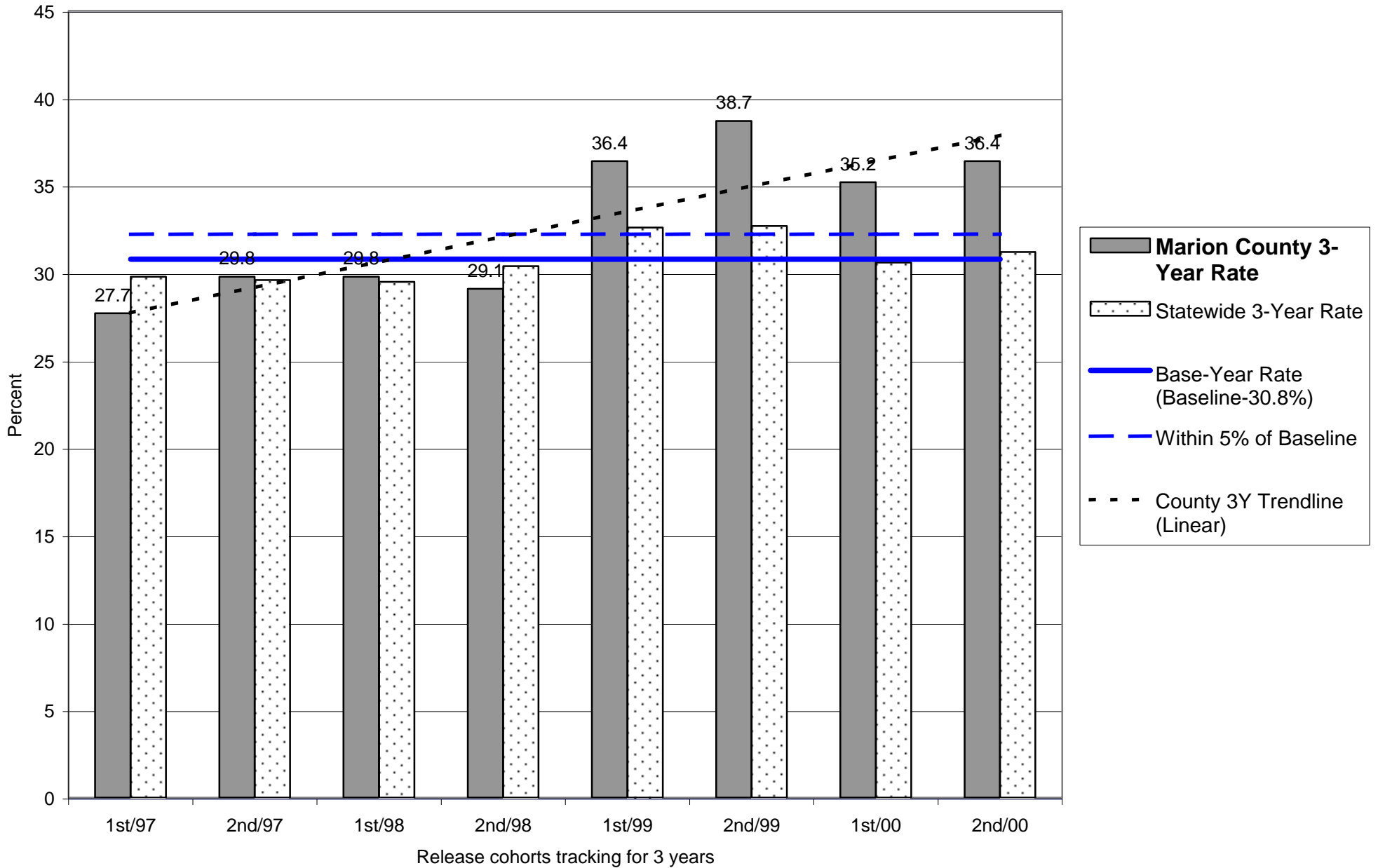


Probation Recidivism Rates - 2nd Half 2003

Marion County

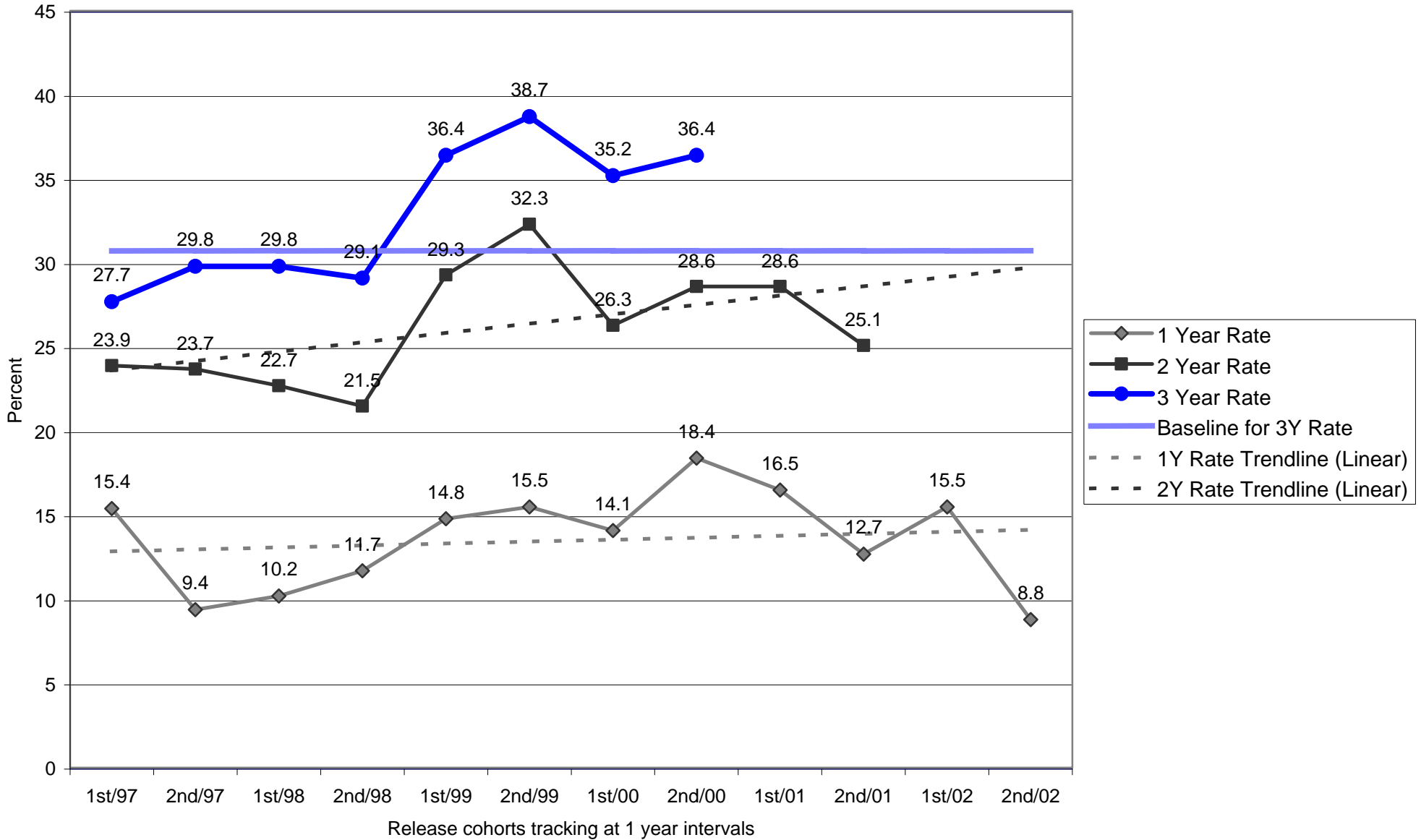


Parole/Post-Prison Supervision Recidivism Rates - 2nd Half 2003



Parole/Post-Prison Supervision Recidivism Rates - 2nd Half 2003

Marion County



OREGON DEPARTMENT OF CORRECTIONS
RECIDIVISM OF NEW PAROLEES AND PROBATIONERS
Morrow - Updated: May 27, 2004

Cohort	PAROLE-PPS			PROBATION		
	Cumulative Percent Convicted of Any Felony After First Release to Parole-PPS			Cumulative Percent Convicted of Any Felony After First Sentence to Felov Probation		
	Percent convicted in ...months			Percent convicted in ...months		
	12	24	36	12	24	36
2nd/94	0.0	0.0	0.0	0.0	0.0	0.0
1st/95	0.0	0.0	0.0	0.0	0.0	33.3
2nd/95	0.0	0.0	33.3	0.0	0.0	0.0
1st/96	0.0	0.0	0.0	0.0	20.0	18.2
2nd/96	0.0	66.7	50.0	20.0	28.6	28.6
1st/97	0.0	50.0	50.0	11.1	8.3	9.1
2nd/97	0.0	0.0	0.0	18.8	30.8	33.3
1st/98	0.0	25.0	25.0	0.0	0.0	0.0
2nd/98	0.0	33.3	33.3	25.0	42.9	50.0
1st/99	0.0	0.0	0.0	6.3	13.3	25.0
2nd/99	0.0	0.0	0.0	12.5	12.5	12.5
1st/00	0.0	33.3	33.3	17.6	21.4	20.0
2nd/00	0.0	0.0	12.5	6.7	12.5	14.3
1st/01	14.3	10.0		0.0	8.3	
2nd/01	12.5	20.0		7.7	6.3	
1st/02	0.0			50.0		
2nd/02	20.0			9.5		

Note: Slight changes from previous reports may occur due to data updating

Parole: Recidivism is defined as the total percentage of a release cohort that was convicted of any felony at any time within the specified number of months following release from prison.

A release cohort is defined as comprising all individuals who were released to parole or PPS during a six month period. It excludes those released from prison following a revocation from parole/PPS. Inmates initially released on temporary or transitional leave are also included as of their parole or PPS date

A county's release cohorts are defined as offenders under the county's supervision at the end of the specified number of months following release from incarceration, plus offenders who committed new felonies within that period.

Probation: Recidivism is defined as the total percentage of an admission cohort that was convicted of any felony at any time within the specified number of months after beginning probation

An admission cohort is defined as comprising all individuals who were sentenced for the first time to felony probation during the same six month period. Some offenders have been sentenced to probation more than once. Each new probation admission is considered a separate case

A county's admission cohorts are defined as offenders under the county's supervision at the end of the specified number of months following admission to probation, plus offenders who committed new felonies within that period.

**OREGON DEPARTMENT OF CORRECTIONS
 RECIDIVISM OF NEW PAROLEES AND PROBATIONERS
 MTCB - Updated: May 27, 2004**

Cohort	PAROLE-PPS			PROBATION		
	Cumulative Percent Convicted of Any Felony After First Release to Parole-PPS			Cumulative Percent Convicted of Any Felony After First Sentence to Felov Probation		
	Percent convicted in ...months			Percent convicted in ...months		
	12	24	36	12	24	36
2nd/94	0.0	0.0	0.0	0.0	0.0	3.8
1st/95	0.0	0.0	5.6	0.0	2.4	4.3
2nd/95	0.0	0.0	0.0	1.6	3.6	6.8
1st/96	0.0	3.4	24.1	3.0	6.0	9.5
2nd/96	0.0	11.9	18.0	3.0	7.4	11.7
1st/97	4.3	17.9	27.9	7.6	13.3	16.2
2nd/97	6.3	21.2	25.0	11.6	18.0	22.1
1st/98	0.0	8.6	14.3	10.1	15.9	19.6
2nd/98	0.0	0.0	8.0	4.4	11.7	15.2
1st/99	3.7	2.6	12.8	6.0	11.8	17.2
2nd/99	0.0	11.5	13.7	11.5	17.8	20.9
1st/00	2.1	9.7	15.8	9.7	17.8	20.3
2nd/00	6.3	11.1	10.3	10.9	14.6	18.2
1st/01	0.0	2.2		10.1	12.5	
2nd/01	0.0	1.3		6.6	9.7	
1st/02	2.2			6.7		
2nd/02	0.0			2.7		

Note: Slight changes from previous reports may occur due to data updating

Parole: Recidivism is defined as the total percentage of a release cohort that was convicted of any felony at any time within the specified number of months following release from prison.

A release cohort is defined as comprising all individuals who were released to parole or PPS during a six month period. It excludes those released from prison following a revocation from parole/PPS. Inmates initially released on temporary or transitional leave are also included as of their parole or PPS date

A county's release cohorts are defined as offenders under the county's supervision at the end of the specified number of months following release from incarceration, plus offenders who committed new felonies within that period.

Probation: Recidivism is defined as the total percentage of an admission cohort that was convicted of any felony at any time within the specified number of months after beginning probation

An admission cohort is defined as comprising all individuals who were sentenced for the first time to felony probation during the same six month period. Some offenders have been sentenced to probation more than once. Each new probation admission is considered a separate case

A county's admission cohorts are defined as offenders under the county's supervision at the end of the specified number of months following admission to probation, plus offenders who committed new felonies within that period.

**OREGON DEPARTMENT OF CORRECTIONS
 RECIDIVISM OF NEW PAROLEES AND PROBATIONERS
 MTCE - Updated: May 27, 2004**

Cohort	PAROLE-PPS			PROBATION		
	Cumulative Percent Convicted of Any Felony After First Release to Parole-PPS			Cumulative Percent Convicted of Any Felony After First Sentence to Felov Probation		
	Percent convicted in ...months			Percent convicted in ...months		
	12	24	36	12	24	36
2nd/94	14.7	25.8	34.3	15.0	25.4	26.5
1st/95	15.8	29.5	34.3	12.8	19.3	25.2
2nd/95	9.6	15.9	32.1	8.5	19.5	21.3
1st/96	9.6	22.1	30.9	11.3	25.2	29.1
2nd/96	8.3	19.8	29.3	18.7	27.7	27.7
1st/97	14.6	23.6	34.7	14.1	26.8	34.0
2nd/97	15.6	24.4	26.7	18.2	21.3	21.7
1st/98	14.6	26.7	30.2	9.2	19.2	29.4
2nd/98	18.5	28.3	40.0	17.2	23.7	28.0
1st/99	9.8	19.4	25.8	25.8	36.4	41.0
2nd/99	19.1	26.4	36.1	15.8	21.3	32.8
1st/00	16.4	25.9	33.9	14.5	23.3	29.5
2nd/00	15.7	27.0	37.2	15.6	20.4	23.4
1st/01	14.3	18.0		16.4	24.5	
2nd/01	13.0	27.9		20.9	33.3	
1st/02	12.5			17.6		
2nd/02	11.8			14.3		

Note: Slight changes from previous reports may occur due to data updating

Parole: Recidivism is defined as the total percentage of a release cohort that was convicted of any felony at any time within the specified number of months following release from prison.

A release cohort is defined as comprising all individuals who were released to parole or PPS during a six month period. It excludes those released from prison following a revocation from parole/PPS. Inmates initially released on temporary or transitional leave are also included as of their parole or PPS date

A county's release cohorts are defined as offenders under the county's supervision at the end of the specified number of months following release from incarceration, plus offenders who committed new felonies within that period.

Probation: Recidivism is defined as the total percentage of an admission cohort that was convicted of any felony at any time within the specified number of months after beginning probation

An admission cohort is defined as comprising all individuals who were sentenced for the first time to felony probation during the same six month period. Some offenders have been sentenced to probation more than once. Each new probation admission is considered a separate case

A county's admission cohorts are defined as offenders under the county's supervision at the end of the specified number of months following admission to probation, plus offenders who committed new felonies within that period.

**OREGON DEPARTMENT OF CORRECTIONS
 RECIDIVISM OF NEW PAROLEES AND PROBATIONERS
 MTEA - Updated: May 27, 2004**

Cohort	PAROLE-PPS			PROBATION		
	Cumulative Percent Convicted of Any Felony After First Release to Parole-PPS			Cumulative Percent Convicted of Any Felony After First Sentence to Felov Probation		
	Percent convicted in ...months			Percent convicted in ...months		
	12	24	36	12	24	36
2nd/94	8.2	19.6	24.5	10.0	15.1	25.8
1st/95	8.3	11.4	20.9	10.5	18.2	24.5
2nd/95	28.3	43.5	53.3	10.3	26.1	28.3
1st/96	12.7	28.3	34.0	11.7	19.3	22.9
2nd/96	11.1	23.6	30.8	14.3	15.9	18.4
1st/97	19.2	26.5	34.0	20.3	27.6	36.2
2nd/97	13.0	27.3	39.6	5.9	10.0	21.4
1st/98	13.5	22.0	31.3	12.5	18.2	24.2
2nd/98	14.1	18.8	23.0	13.3	20.6	26.0
1st/99	13.9	23.8	32.8	14.1	25.6	29.0
2nd/99	16.5	24.4	34.6	13.1	23.1	25.0
1st/00	16.2	31.6	34.3	12.4	21.2	27.4
2nd/00	12.3	23.0	32.1	10.3	21.3	30.5
1st/01	12.3	20.0		9.2	27.1	
2nd/01	9.4	23.7		15.5	24.1	
1st/02	12.3			10.7		
2nd/02	15.7			13.1		

Note: Slight changes from previous reports may occur due to data updating

Parole: Recidivism is defined as the total percentage of a release cohort that was convicted of any felony at any time within the specified number of months following release from prison.

A release cohort is defined as comprising all individuals who were released to parole or PPS during a six month period. It excludes those released from prison following a revocation from parole/PPS. Inmates initially released on temporary or transitional leave are also included as of their parole or PPS date

A county's release cohorts are defined as offenders under the county's supervision at the end of the specified number of months following release from incarceration, plus offenders who committed new felonies within that period.

Probation: Recidivism is defined as the total percentage of an admission cohort that was convicted of any felony at any time within the specified number of months after beginning probation

An admission cohort is defined as comprising all individuals who were sentenced for the first time to felony probation during the same six month period. Some offenders have been sentenced to probation more than once. Each new probation admission is considered a separate case

A county's admission cohorts are defined as offenders under the county's supervision at the end of the specified number of months following admission to probation, plus offenders who committed new felonies within that period.

**OREGON DEPARTMENT OF CORRECTIONS
 RECIDIVISM OF NEW PAROLEES AND PROBATIONERS
 MTGR - Updated: May 27, 2004**

Cohort	PAROLE-PPS			PROBATION		
	Cumulative Percent Convicted of Any Felony After First Release to Parole-PPS			Cumulative Percent Convicted of Any Felony After First Sentence to Felov Probation		
	Percent convicted in ...months			Percent convicted in ...months		
	12	24	36	12	24	36
2nd/94	22.6	34.5	37.5	13.9	23.2	26.3
1st/95	10.7	21.4	21.2	15.5	31.3	34.4
2nd/95	11.1	10.5	14.4	22.0	23.4	27.8
1st/96	6.7	13.9	17.9	13.4	13.8	20.3
2nd/96	4.5	6.7	9.5	3.8	9.4	10.6
1st/97	4.3	10.0	12.5	4.0	9.3	10.1
2nd/97	8.1	16.2	20.9	8.4	11.8	14.3
1st/98	5.7	7.1	10.7	5.5	8.0	9.8
2nd/98	5.9	10.1	13.7	6.7	8.2	10.9
1st/99	7.4	12.5	16.4	8.3	15.2	16.1
2nd/99	8.7	13.1	21.5	7.6	12.1	15.9
1st/00	9.0	20.7	24.1	1.9	8.7	9.3
2nd/00	8.3	14.4	17.9	8.0	12.9	14.1
1st/01	7.9	9.4		7.7	16.1	
2nd/01	6.2	11.9		5.1	9.6	
1st/02	11.4			3.6		
2nd/02	3.1			2.2		

Note: Slight changes from previous reports may occur due to data updating

Parole: Recidivism is defined as the total percentage of a release cohort that was convicted of any felony at any time within the specified number of months following release from prison.

A release cohort is defined as comprising all individuals who were released to parole or PPS during a six month period. It excludes those released from prison following a revocation from parole/PPS. Inmates initially released on temporary or transitional leave are also included as of their parole or PPS date

A county's release cohorts are defined as offenders under the county's supervision at the end of the specified number of months following release from incarceration, plus offenders who committed new felonies within that period.

Probation: Recidivism is defined as the total percentage of an admission cohort that was convicted of any felony at any time within the specified number of months after beginning probation

An admission cohort is defined as comprising all individuals who were sentenced for the first time to felony probation during the same six month period. Some offenders have been sentenced to probation more than once. Each new probation admission is considered a separate case

A county's admission cohorts are defined as offenders under the county's supervision at the end of the specified number of months following admission to probation, plus offenders who committed new felonies within that period.

**OREGON DEPARTMENT OF CORRECTIONS
 RECIDIVISM OF NEW PAROLEES AND PROBATIONERS
 MTNO - Updated: May 27, 2004**

Cohort	PAROLE-PPS			PROBATION		
	Cumulative Percent Convicted of Any Felony After First Release to Parole-PPS			Cumulative Percent Convicted of Any Felony After First Sentence to Felov Probation		
	Percent convicted in ...months			Percent convicted in ...months		
	12	24	36	12	24	36
2nd/94	22.9	36.6	44.9	15.1	25.0	28.6
1st/95	17.6	31.5	39.4	23.4	37.8	48.5
2nd/95	18.7	30.8	41.0	19.6	29.1	35.3
1st/96	8.8	21.8	33.8	12.6	26.6	35.3
2nd/96	18.0	35.9	42.5	20.8	32.3	35.6
1st/97	15.0	27.8	37.2	24.2	31.3	34.2
2nd/97	17.5	28.1	33.0	22.6	30.6	32.9
1st/98	13.8	30.4	37.6	20.5	32.2	37.0
2nd/98	13.9	23.7	31.0	20.8	30.5	35.1
1st/99	20.3	34.4	38.6	11.0	19.1	27.4
2nd/99	20.4	29.0	34.9	12.7	17.0	26.5
1st/00	10.1	21.4	30.0	10.8	17.0	23.5
2nd/00	11.5	22.3	28.7	18.9	26.3	32.0
1st/01	12.6	18.9		14.5	21.0	
2nd/01	10.1	20.0		14.9	18.2	
1st/02	10.1			9.4		
2nd/02	8.3			10.0		

Note: Slight changes from previous reports may occur due to data updating

Parole: Recidivism is defined as the total percentage of a release cohort that was convicted of any felony at any time within the specified number of months following release from prison.

A release cohort is defined as comprising all individuals who were released to parole or PPS during a six month period. It excludes those released from prison following a revocation from parole/PPS. Inmates initially released on temporary or transitional leave are also included as of their parole or PPS date

A county's release cohorts are defined as offenders under the county's supervision at the end of the specified number of months following release from incarceration, plus offenders who committed new felonies within that period.

Probation: Recidivism is defined as the total percentage of an admission cohort that was convicted of any felony at any time within the specified number of months after beginning probation

An admission cohort is defined as comprising all individuals who were sentenced for the first time to felony probation during the same six month period. Some offenders have been sentenced to probation more than once. Each new probation admission is considered a separate case

A county's admission cohorts are defined as offenders under the county's supervision at the end of the specified number of months following admission to probation, plus offenders who committed new felonies within that period.

OREGON DEPARTMENT OF CORRECTIONS
RECIDIVISM OF NEW PAROLEES AND PROBATIONERS
MTPN - Updated: May 27, 2004

Cohort	PAROLE-PPS			PROBATION		
	Cumulative Percent Convicted of Any Felony After First Release to Parole-PPS			Cumulative Percent Convicted of Any Felony After First Sentence to Felov Probation		
	Percent convicted in ...months			Percent convicted in ...months		
	12	24	36	12	24	36
2nd/94	0.0	0.0	0.0	0.0	0.0	5.6
1st/95	0.0	9.1	13.3	0.0	11.1	16.2
2nd/95	6.7	16.0	34.6	1.9	8.3	17.5
1st/96	14.6	18.4	30.4	9.6	20.0	32.3
2nd/96	10.6	23.1	41.5	11.4	28.6	32.6
1st/97	8.3	32.0	41.7	14.3	25.7	30.0
2nd/97	12.0	25.0	34.6	17.4	47.8	50.0
1st/98	30.4	51.1	55.8	10.0	29.6	36.0
2nd/98	17.5	36.8	39.5	6.7	18.4	35.0
1st/99	22.4	32.0	39.2	20.7	25.0	28.2
2nd/99	13.8	33.3	34.5	26.5	30.0	32.4
1st/00	15.0	33.3	41.7	24.4	28.9	33.3
2nd/00	18.8	25.0	35.9	29.7	43.6	56.3
1st/01	11.1	22.9		14.6	22.6	
2nd/01	23.1	53.3		16.7	37.5	
1st/02	14.8			12.5		
2nd/02	0.0			0.0		

Note: Slight changes from previous reports may occur due to data updating

Parole: Recidivism is defined as the total percentage of a release cohort that was convicted of any felony at any time within the specified number of months following release from prison.

A release cohort is defined as comprising all individuals who were released to parole or PPS during a six month period. It excludes those released from prison following a revocation from parole/PPS. Inmates initially released on temporary or transitional leave are also included as of their parole or PPS date

A county's release cohorts are defined as offenders under the county's supervision at the end of the specified number of months following release from incarceration, plus offenders who committed new felonies within that period.

Probation: Recidivism is defined as the total percentage of an admission cohort that was convicted of any felony at any time within the specified number of months after beginning probation

An admission cohort is defined as comprising all individuals who were sentenced for the first time to felony probation during the same six month period. Some offenders have been sentenced to probation more than once. Each new probation admission is considered a separate case

A county's admission cohorts are defined as offenders under the county's supervision at the end of the specified number of months following admission to probation, plus offenders who committed new felonies within that period.

**OREGON DEPARTMENT OF CORRECTIONS
 RECIDIVISM OF NEW PAROLEES AND PROBATIONERS
 MTSW - Updated: May 27, 2004**

Cohort	PAROLE-PPS			PROBATION		
	Cumulative Percent Convicted of Any Felony After First Release to Parole-PPS			Cumulative Percent Convicted of Any Felony After First Sentence to Felov Probation		
	Percent convicted in ...months			Percent convicted in ...months		
	12	24	36	12	24	36
2nd/94	19.7	28.0	38.5	8.9	17.0	21.2
1st/95	16.3	24.3	39.5	9.6	20.7	26.4
2nd/95	19.0	30.3	41.9	13.4	30.5	34.0
1st/96	17.6	39.2	48.0	21.2	38.3	47.4
2nd/96	16.8	32.5	44.0	20.9	36.3	42.0
1st/97	17.7	29.0	32.8	26.7	32.7	42.3
2nd/97	31.7	36.7	36.5	28.4	39.4	38.0
1st/98	14.1	24.0	28.6	17.7	28.4	31.0
2nd/98	26.1	35.7	39.6	15.0	28.7	33.6
1st/99	20.5	27.2	36.8	41.7	44.0	43.8
2nd/99	15.8	29.6	40.2	28.2	32.4	47.8
1st/00	9.0	21.3	26.2	19.7	25.8	33.8
2nd/00	18.4	32.7	41.2	19.1	28.2	27.6
1st/01	21.4	32.7		14.3	27.5	
2nd/01	20.5	29.7		15.0	19.7	
1st/02	13.0			16.3		
2nd/02	9.3			14.9		

Note: Slight changes from previous reports may occur due to data updating

Parole: Recidivism is defined as the total percentage of a release cohort that was convicted of any felony at any time within the specified number of months following release from prison.

A release cohort is defined as comprising all individuals who were released to parole or PPS during a six month period. It excludes those released from prison following a revocation from parole/PPS. Inmates initially released on temporary or transitional leave are also included as of their parole or PPS date

A county's release cohorts are defined as offenders under the county's supervision at the end of the specified number of months following release from incarceration, plus offenders who committed new felonies within that period.

Probation: Recidivism is defined as the total percentage of an admission cohort that was convicted of any felony at any time within the specified number of months after beginning probation

An admission cohort is defined as comprising all individuals who were sentenced for the first time to felony probation during the same six month period. Some offenders have been sentenced to probation more than once. Each new probation admission is considered a separate case

A county's admission cohorts are defined as offenders under the county's supervision at the end of the specified number of months following admission to probation, plus offenders who committed new felonies within that period.

OREGON DEPARTMENT OF CORRECTIONS
RECIDIVISM OF NEW PAROLEES AND PROBATIONERS
Mult-Other - Updated: May 27, 2004

Cohort	PAROLE-PPS			PROBATION		
	Cumulative Percent Convicted of Any Felony After First Release to Parole-PPS			Cumulative Percent Convicted of Any Felony After First Sentence to Felov Probation		
	Percent convicted in ...months			Percent convicted in ...months		
	12	24	36	12	24	36
2nd/94	21.2	33.3	51.7	10.5	23.6	32.4
1st/95	26.0	50.6	70.8	11.3	24.3	34.3
2nd/95	17.4	41.7	47.6	13.1	26.5	33.9
1st/96	28.7	52.8	65.2	17.5	32.2	37.9
2nd/96	41.0	52.8	60.0	22.2	32.8	41.3
1st/97	55.6	65.6	61.5	24.5	43.3	51.4
2nd/97	31.6	40.5	52.3	30.2	42.7	50.4
1st/98	44.2	64.6	68.6	28.1	38.3	45.7
2nd/98	36.4	47.8	53.7	23.3	39.3	44.1
1st/99	50.6	60.0	64.0	25.3	38.5	45.1
2nd/99	49.3	58.0	62.8	20.9	31.9	36.1
1st/00	35.7	46.3	53.7	18.2	27.4	34.2
2nd/00	33.3	43.8	52.7	17.1	29.9	34.6
1st/01	31.9	48.1		14.3	26.7	
2nd/01	21.6	36.3		17.4	28.3	
1st/02	32.7			22.6		
2nd/02	19.2			15.3		

Note: Slight changes from previous reports may occur due to data updating

Parole: Recidivism is defined as the total percentage of a release cohort that was convicted of any felony at any time within the specified number of months following release from prison.

A release cohort is defined as comprising all individuals who were released to parole or PPS during a six month period. It excludes those released from prison following a revocation from parole/PPS. Inmates initially released on temporary or transitional leave are also included as of their parole or PPS date

A county's release cohorts are defined as offenders under the county's supervision at the end of the specified number of months following release from incarceration, plus offenders who committed new felonies within that period.

Probation: Recidivism is defined as the total percentage of an admission cohort that was convicted of any felony at any time within the specified number of months after beginning probation

An admission cohort is defined as comprising all individuals who were sentenced for the first time to felony probation during the same six month period. Some offenders have been sentenced to probation more than once. Each new probation admission is considered a separate case

A county's admission cohorts are defined as offenders under the county's supervision at the end of the specified number of months following admission to probation, plus offenders who committed new felonies within that period.

OREGON DEPARTMENT OF CORRECTIONS
RECIDIVISM OF NEW PAROLEES AND PROBATIONERS
Mult-Total - Updated: May 27, 2004

Cohort	PAROLE-PPS			PROBATION		
	Cumulative Percent Convicted of Any Felony After First Release to Parole-PPS			Cumulative Percent Convicted of Any Felony After First Sentence to Felov Probation		
	Percent convicted in ...months			Percent convicted in ...months		
	12	24	36	12	24	36
2nd/94	19.4	30.2	37.9	11.5	19.8	24.1
1st/95	17.4	29.2	37.9	13.1	21.6	27.8
2nd/95	17.0	27.4	36.8	11.5	19.7	24.2
1st/96	14.4	26.4	35.8	11.1	18.5	24.2
2nd/96	12.7	24.1	32.2	10.5	17.3	21.2
1st/97	13.1	23.7	30.5	11.1	19.3	23.2
2nd/97	15.5	25.3	30.6	16.2	23.9	28.1
1st/98	15.3	25.9	31.0	15.3	22.7	27.5
2nd/98	16.3	24.1	29.9	12.9	21.5	26.1
1st/99	18.0	26.8	33.2	15.0	23	28.1
2nd/99	18.2	27.5	34.9	14.8	21.7	26.7
1st/00	13.5	25.3	31.1	12.5	20.6	24.8
2nd/00	15.3	25.2	31.8	14.1	21.5	25.1
1st/01	15.5	21.7		12.3	19.7	
2nd/01	12.7	21.8		12.6	18.6	
1st/02	14.5			12.3		
2nd/02	9.8			9.0		

Note: Slight changes from previous reports may occur due to data updating

Parole: Recidivism is defined as the total percentage of a release cohort that was convicted of any felony at any time within the specified number of months following release from prison.

A release cohort is defined as comprising all individuals who were released to parole or PPS during a six month period. It excludes those released from prison following a revocation from parole/PPS. Inmates initially released on temporary or transitional leave are also included as of their parole or PPS date

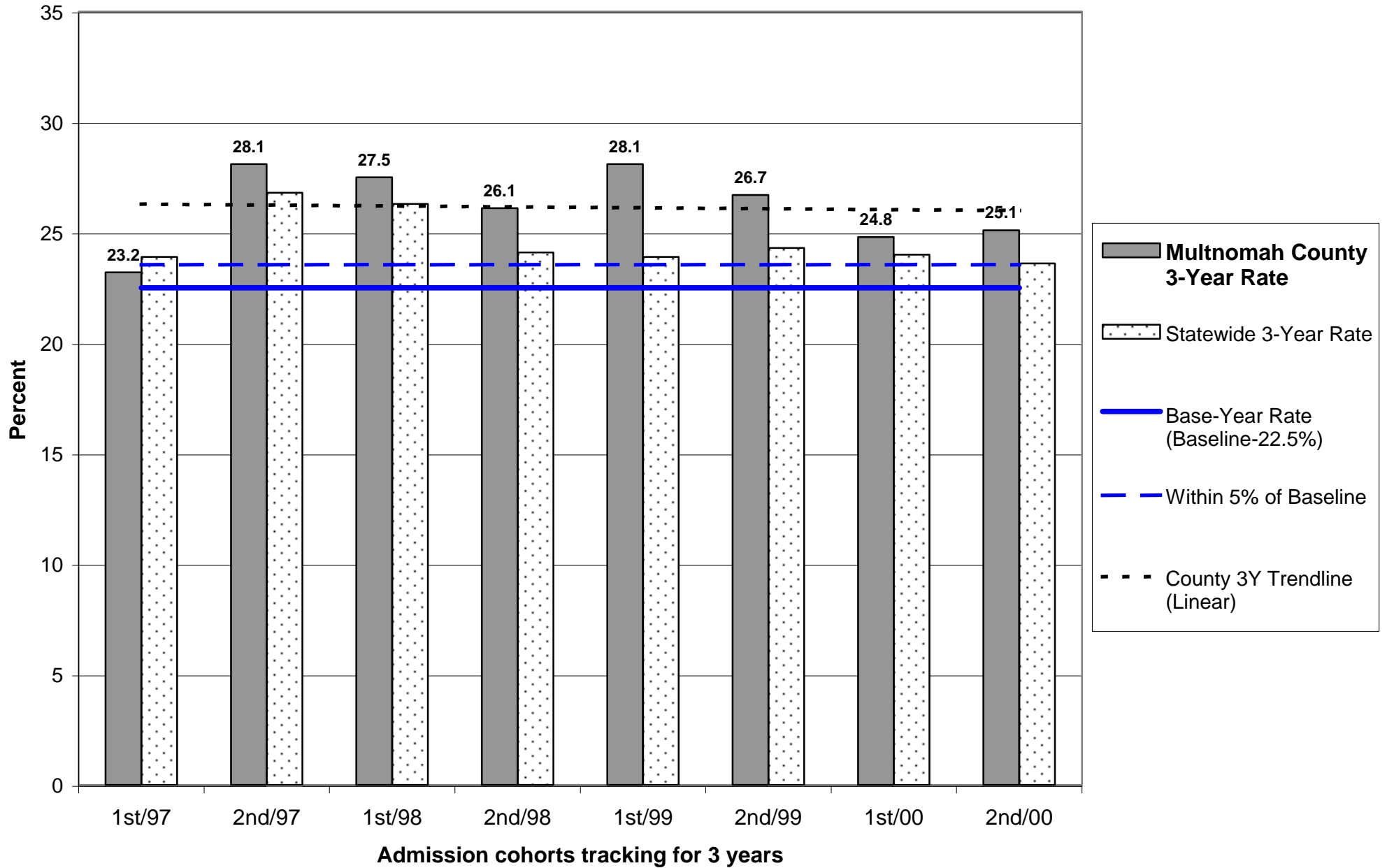
A county's release cohorts are defined as offenders under the county's supervision at the end of the specified number of months following release from incarceration, plus offenders who committed new felonies within that period.

Probation: Recidivism is defined as the total percentage of an admission cohort that was convicted of any felony at any time within the specified number of months after beginning probation

An admission cohort is defined as comprising all individuals who were sentenced for the first time to felony probation during the same six month period. Some offenders have been sentenced to probation more than once. Each new probation admission is considered a separate case

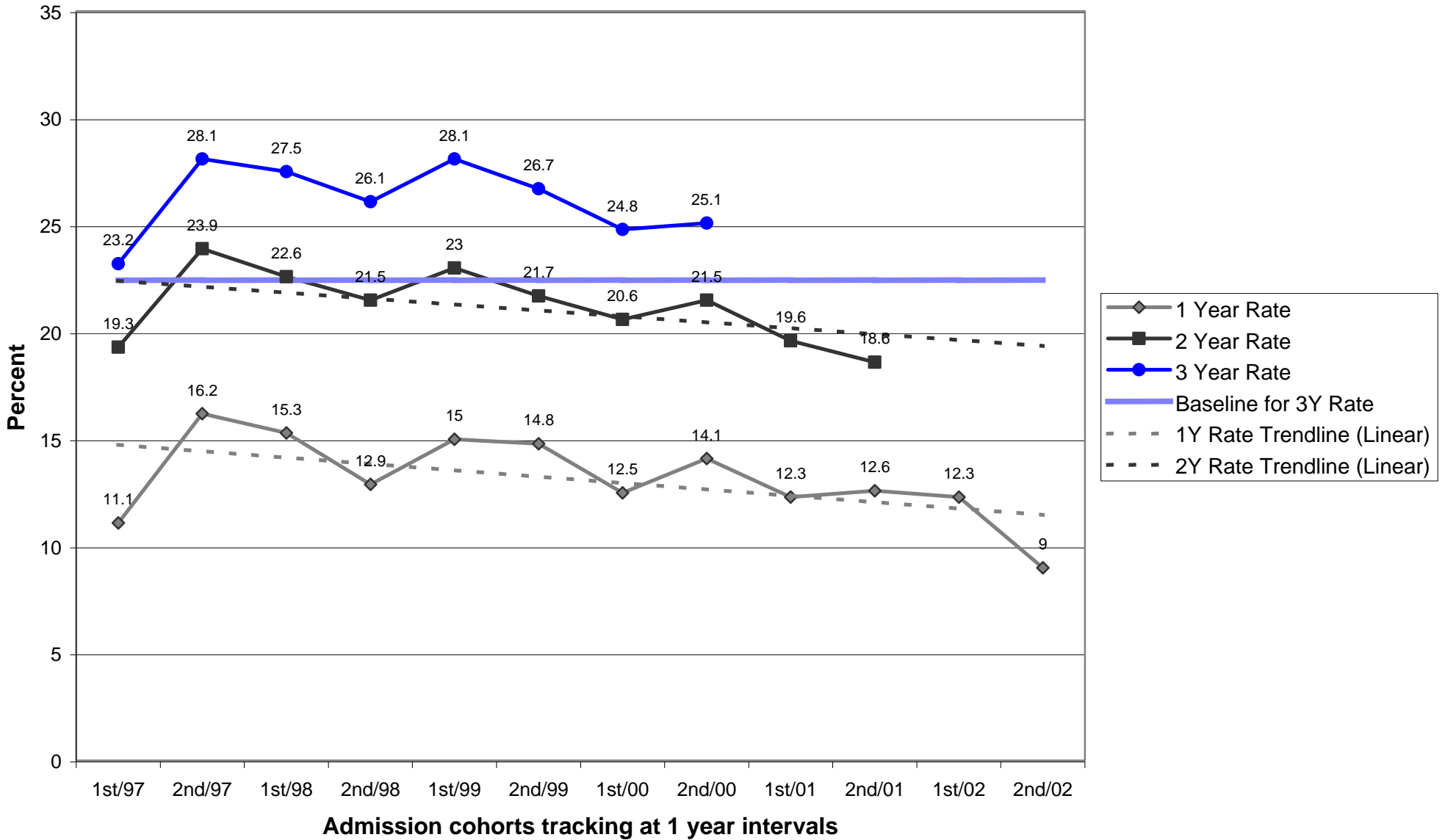
A county's admission cohorts are defined as offenders under the county's supervision at the end of the specified number of months following admission to probation, plus offenders who committed new felonies within that period.

Probation Recidivism Rates - 2nd Half 2003

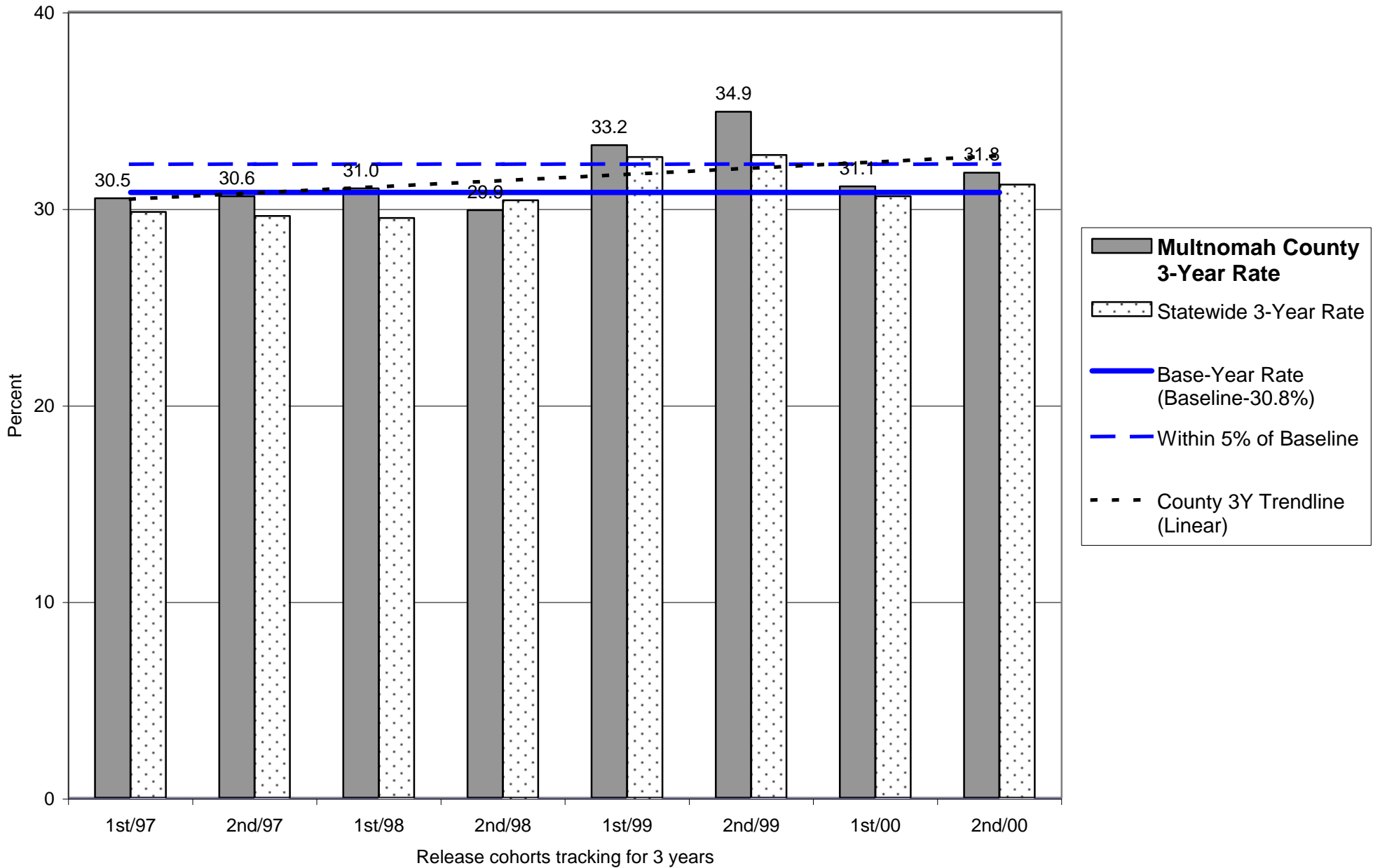


Probation Recidivism Rates - 2nd Half 2003

Multnomah County

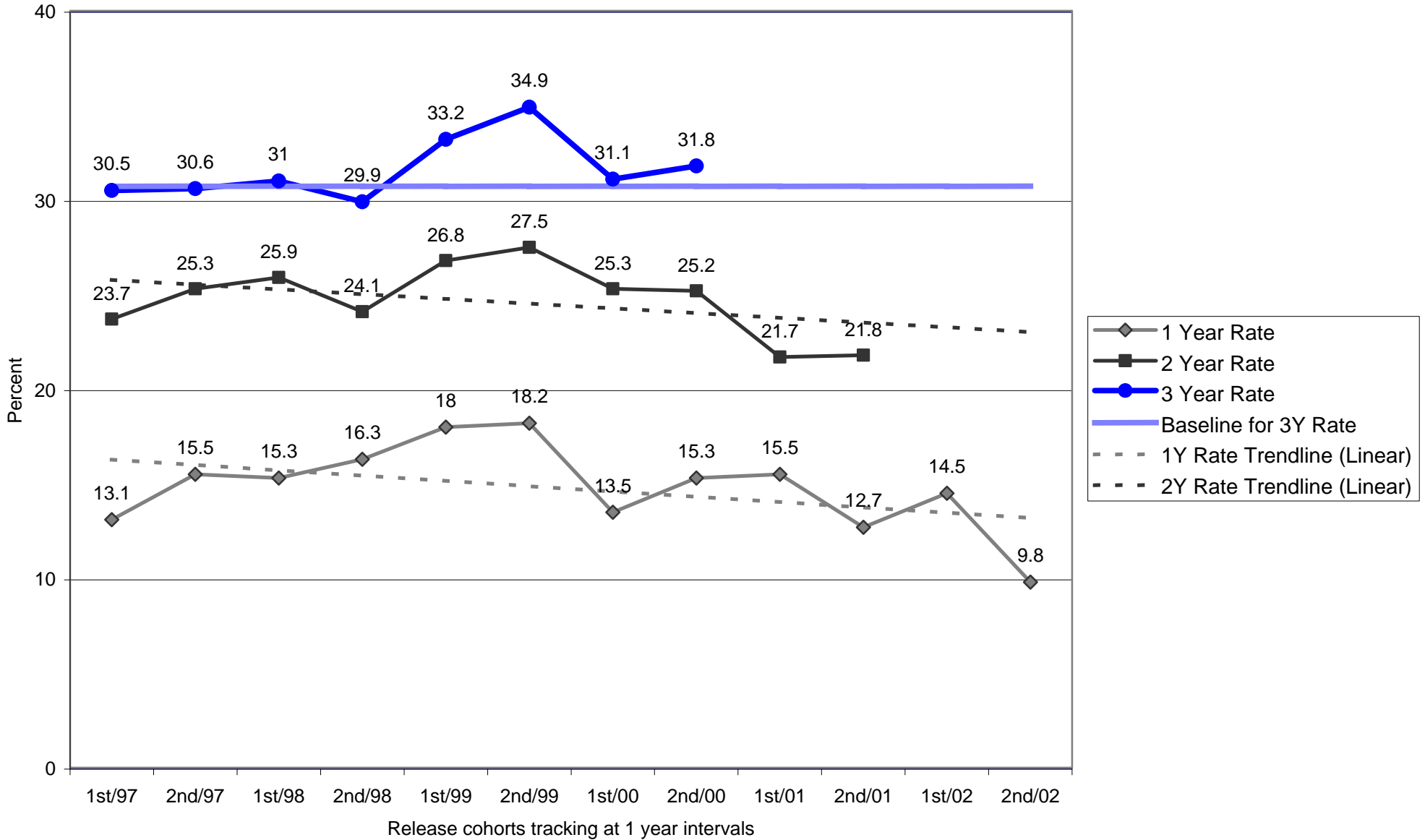


Parole/Post-Prison Supervision Recidivism Rates - 2nd Half 2003



Parole/Post-Prison Supervision Recidivism Rates - 2nd Half 2003

Multnomah County



**OREGON DEPARTMENT OF CORRECTIONS
 RECIDIVISM OF NEW PAROLEES AND PROBATIONERS
 Polk - Updated: May 27, 2004**

Cohort	PAROLE-PPS			PROBATION		
	Cumulative Percent Convicted of Any Felony After First Release to Parole-PPS			Cumulative Percent Convicted of Any Felony After First Sentence to Felov Probation		
	Percent convicted in ...months			Percent convicted in ...months		
	12	24	36	12	24	36
2nd/94	0.0	0.0	9.1	13.6	20.6	30.4
1st/95	7.1	7.1	7.1	13.2	17.9	20.3
2nd/95	17.4	30.4	36.0	3.4	12.3	17.9
1st/96	4.8	19.0	23.8	19.7	32.8	43.4
2nd/96	20.7	35.7	39.3	11.7	24.1	30.2
1st/97	17.6	17.6	26.3	10.3	30.5	34.5
2nd/97	20.0	25.9	33.3	7.0	20.8	28.9
1st/98	7.4	7.4	18.5	8.9	13.2	21.2
2nd/98	16.7	30.4	30.4	12.1	16.4	18.2
1st/99	4.0	15.4	25.9	5.8	9.3	13.5
2nd/99	6.3	10.3	22.2	11.9	17.0	18.2
1st/00	6.9	11.1	17.9	15.4	19.2	24.0
2nd/00	19.4	26.7	38.7	9.0	13.4	14.9
1st/01	14.6	20.5		10.3	13.8	
2nd/01	9.4	10.0		19.6	28.6	
1st/02	9.5			14.8		
2nd/02	10.0			4.8		

Note: Slight changes from previous reports may occur due to data updating

Parole: Recidivism is defined as the total percentage of a release cohort that was convicted of any felony at any time within the specified number of months following release from prison.

A release cohort is defined as comprising all individuals who were released to parole or PPS during a six month period. It excludes those released from prison following a revocation from parole/PPS. Inmates initially released on temporary or transitional leave are also included as of their parole or PPS date

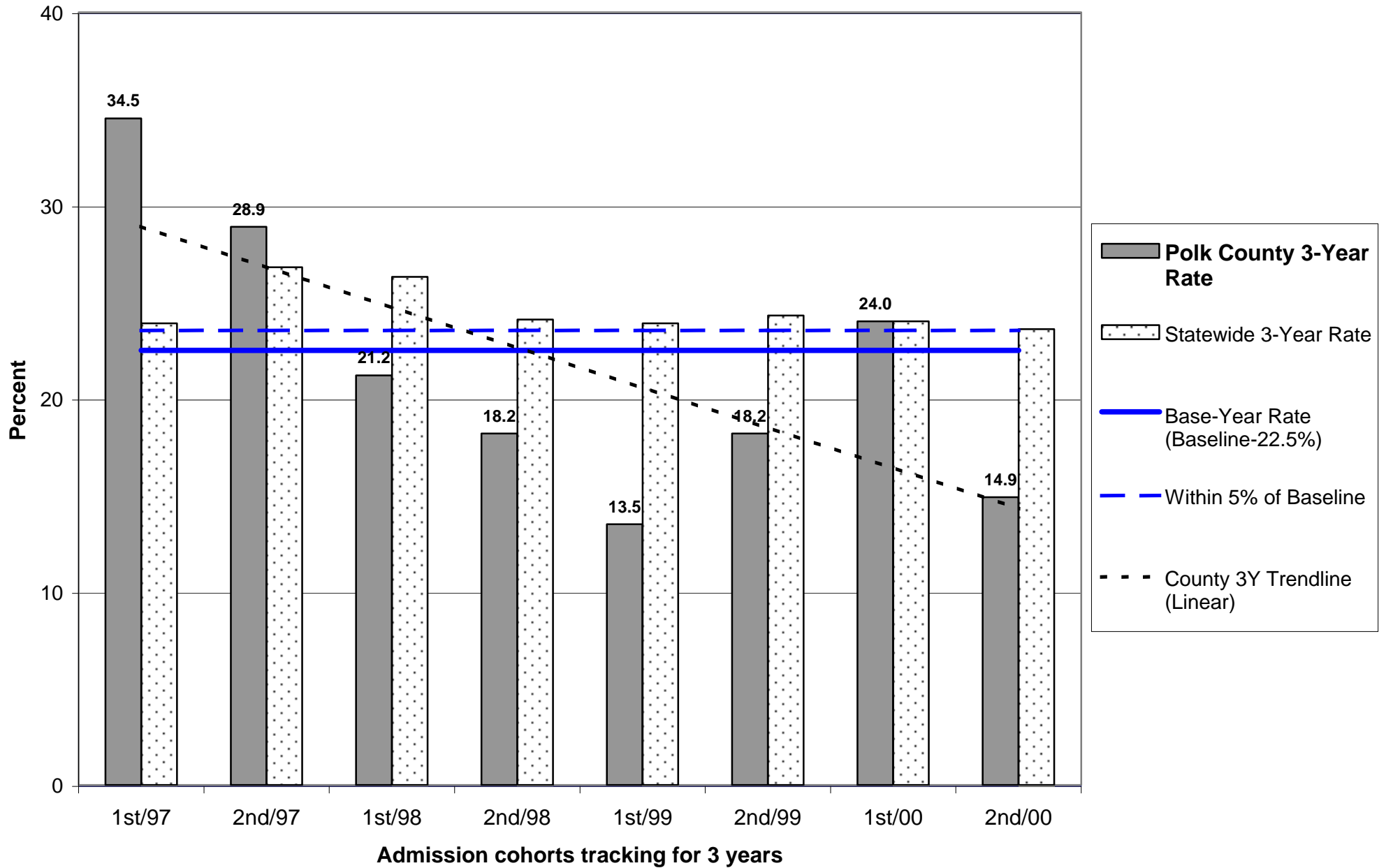
A county's release cohorts are defined as offenders under the county's supervision at the end of the specified number of months following release from incarceration, plus offenders who committed new felonies within that period.

Probation: Recidivism is defined as the total percentage of an admission cohort that was convicted of any felony at any time within the specified number of months after beginning probation

An admission cohort is defined as comprising all individuals who were sentenced for the first time to felony probation during the same six month period. Some offenders have been sentenced to probation more than once. Each new probation admission is considered a separate case

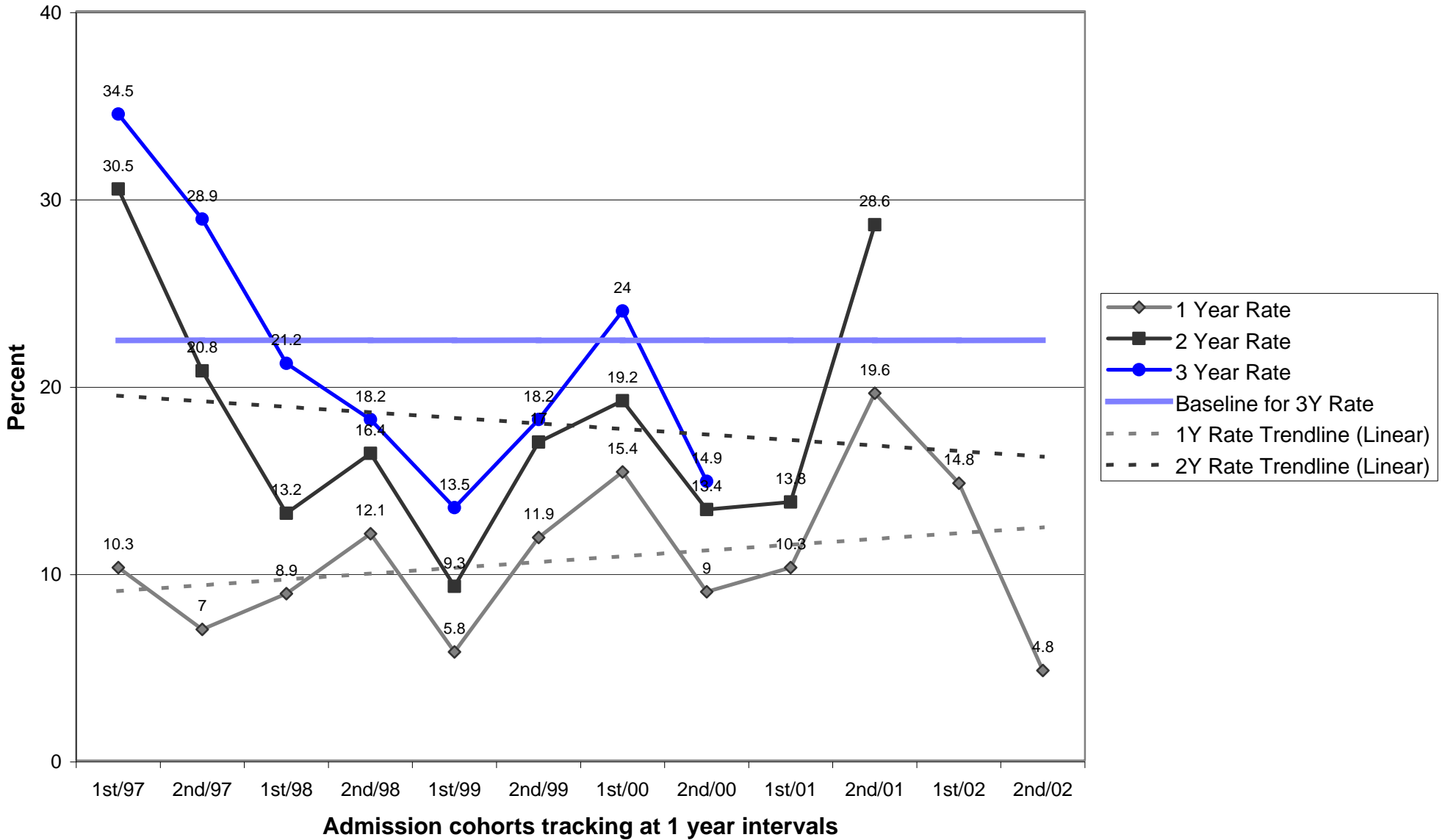
A county's admission cohorts are defined as offenders under the county's supervision at the end of the specified number of months following admission to probation, plus offenders who committed new felonies within that period.

Probation Recidivism Rates - 2nd Half 2003

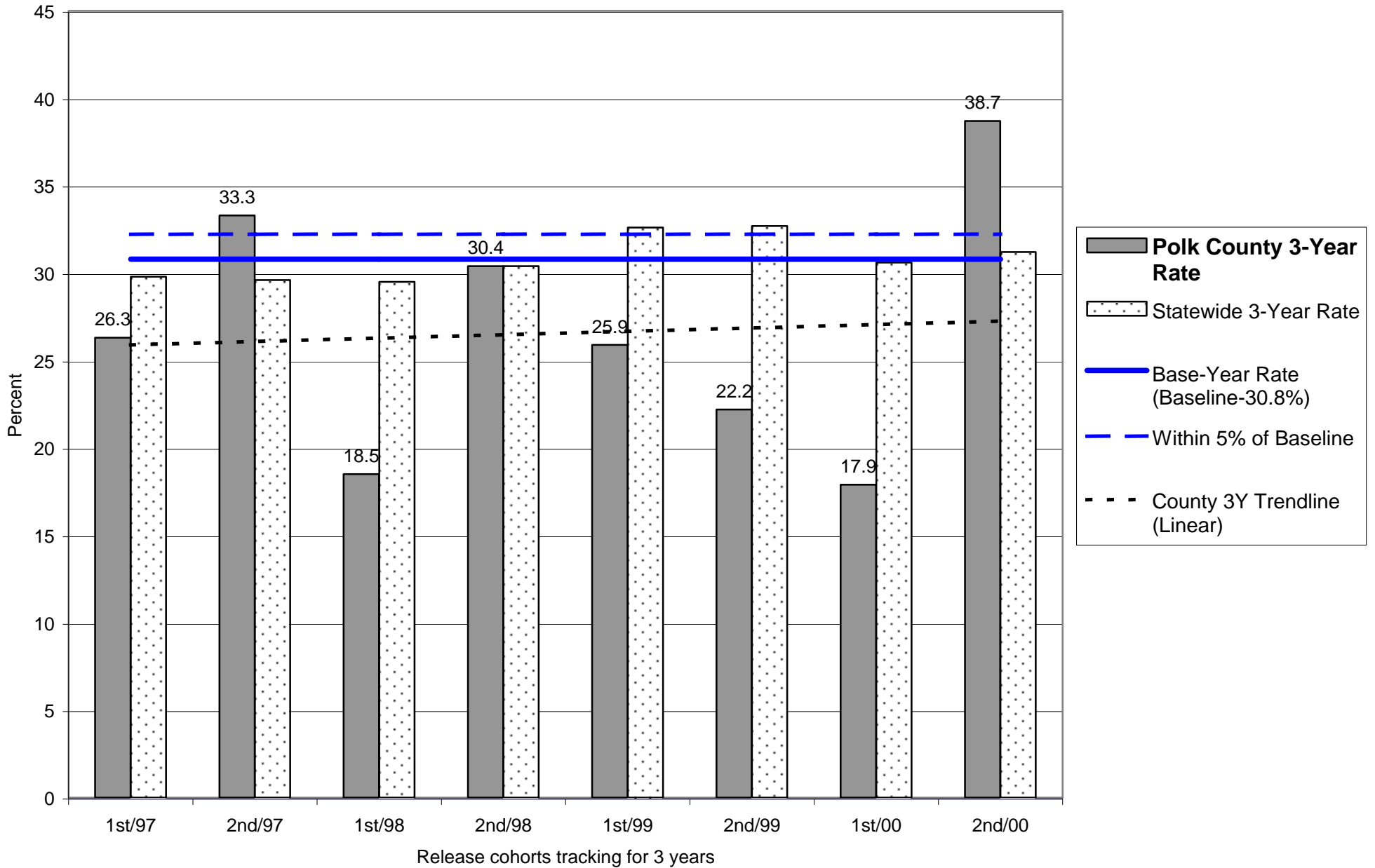


Probation Recidivism Rates - 2nd Half 2003

Polk County

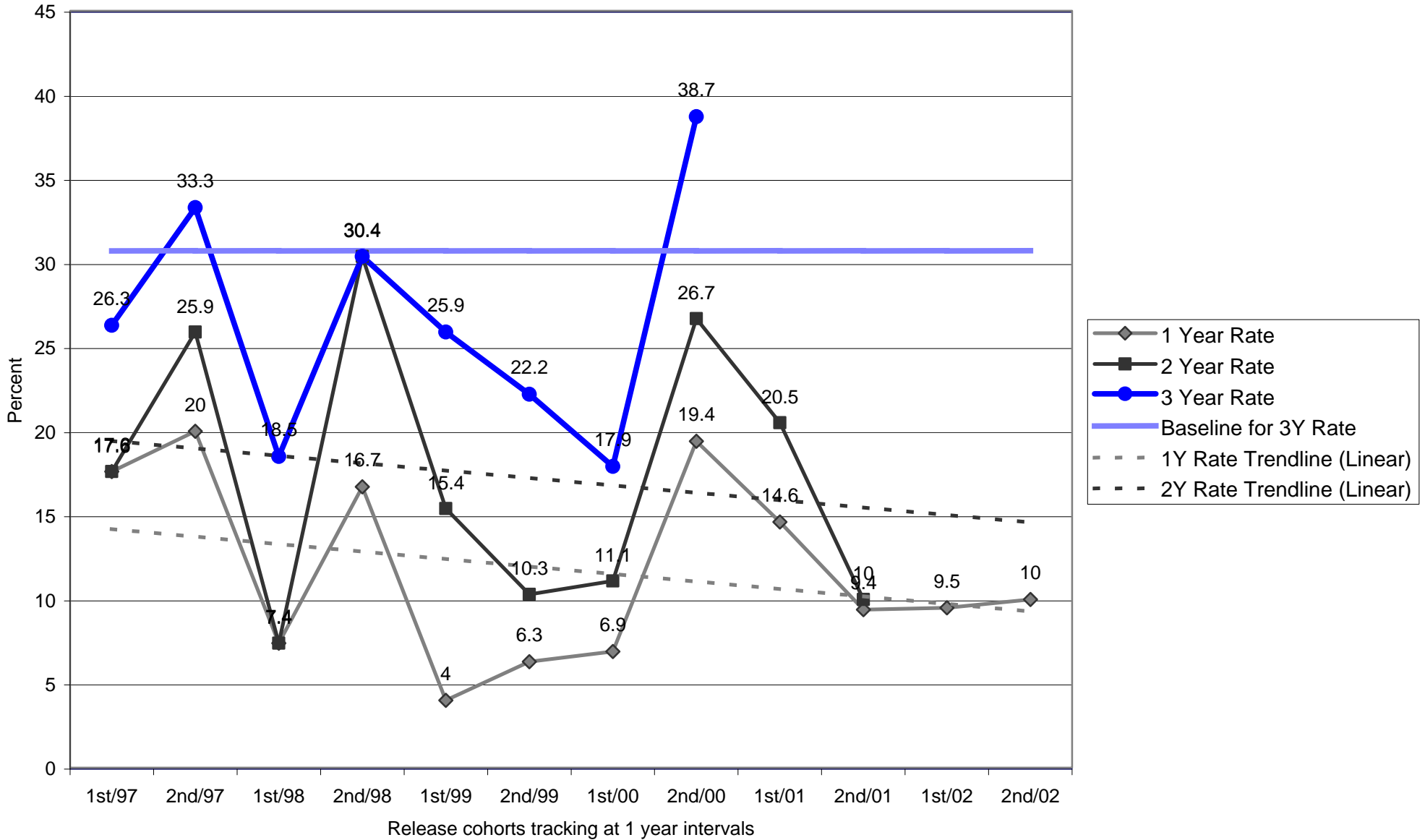


Parole/Post-Prison Supervision Recidivism Rates - 2nd Half 2003



Parole/Post-Prison Supervision Recidivism Rates - 2nd Half 2003

Polk County



**OREGON DEPARTMENT OF CORRECTIONS
 RECIDIVISM OF NEW PAROLEES AND PROBATIONERS
 Tillamook - Updated: May 27, 2004**

Cohort	PAROLE-PPS			PROBATION		
	Cumulative Percent Convicted of Any Felony After First Release to Parole-PPS			Cumulative Percent Convicted of Any Felony After First Sentence to Felov Probation		
	Percent convicted in ...months			Percent convicted in ...months		
	12	24	36	12	24	36
2nd/94	35.3	37.5	37.5	3.3	29.6	42.3
1st/95	0.0	11.1	11.1	27.3	38.1	38.1
2nd/95	0.0	10.0	26.3	21.7	36.0	43.5
1st/96	20.0	41.7	41.7	6.1	12.1	20.0
2nd/96	8.3	33.3	43.8	3.3	23.3	27.6
1st/97	11.8	11.8	11.1	9.1	17.4	26.1
2nd/97	0.0	15.4	14.3	13.0	20.0	30.8
1st/98	4.8	25.0	25.0	14.3	31.6	40.0
2nd/98	19.0	28.6	45.0	6.9	16.0	16.7
1st/99	16.7	28.0	32.0	9.1	15.6	15.6
2nd/99	12.0	16.7	30.4	8.6	10.8	12.1
1st/00	26.3	45.0	55.0	5.6	12.8	15.8
2nd/00	11.8	29.4	35.3	7.3	7.5	10.5
1st/01	11.8	26.7		9.7	12.5	
2nd/01	4.8	5.0		14.0	19.6	
1st/02	0.0			0.0		
2nd/02	15.6			15.6		

Note: Slight changes from previous reports may occur due to data updating

Parole: Recidivism is defined as the total percentage of a release cohort that was convicted of any felony at any time within the specified number of months following release from prison.

A release cohort is defined as comprising all individuals who were released to parole or PPS during a six month period. It excludes those released from prison following a revocation from parole/PPS. Inmates initially released on temporary or transitional leave are also included as of their parole or PPS date

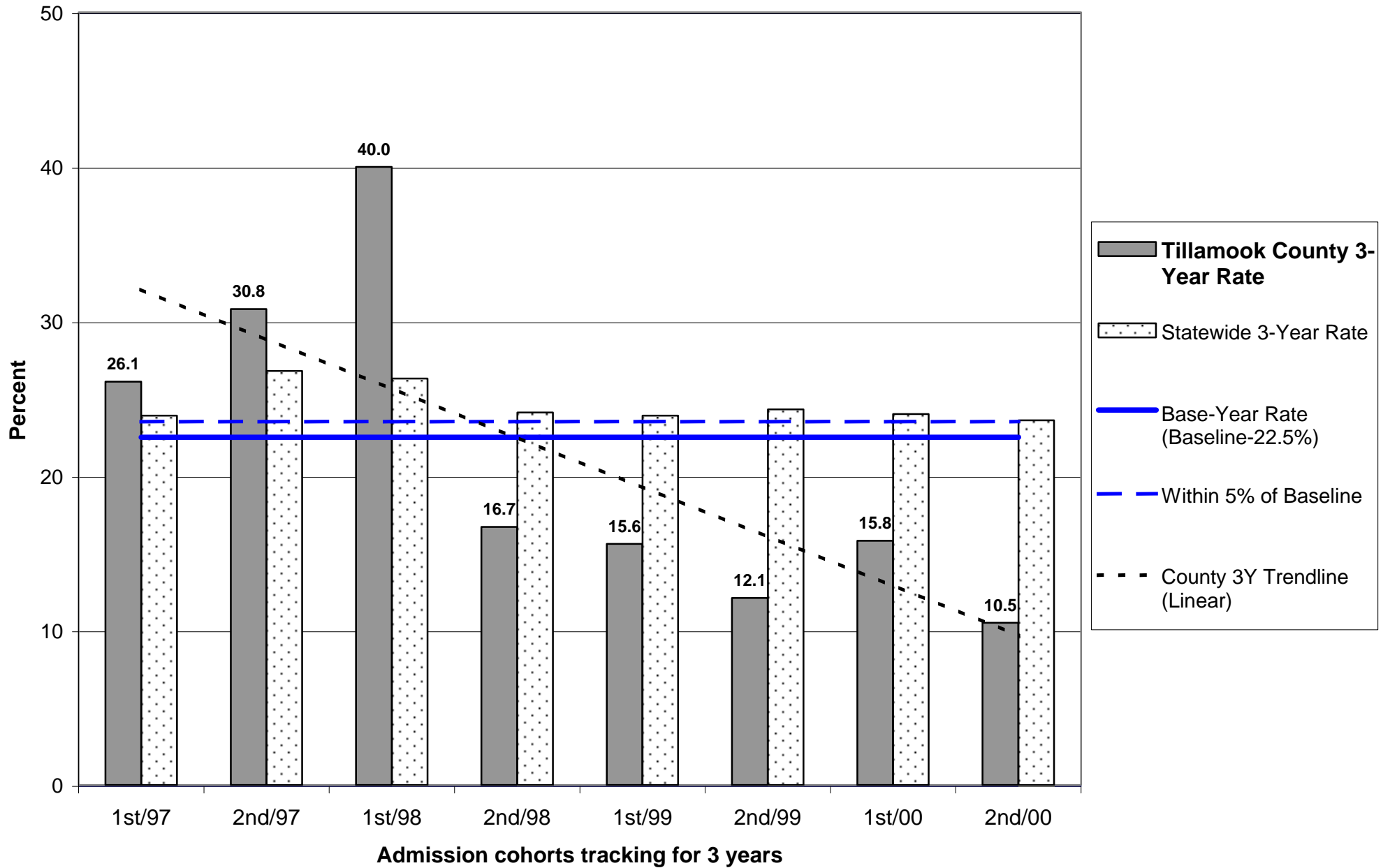
A county's release cohorts are defined as offenders under the county's supervision at the end of the specified number of months following release from incarceration, plus offenders who committed new felonies within that period.

Probation: Recidivism is defined as the total percentage of an admission cohort that was convicted of any felony at any time within the specified number of months after beginning probation

An admission cohort is defined as comprising all individuals who were sentenced for the first time to felony probation during the same six month period. Some offenders have been sentenced to probation more than once. Each new probation admission is considered a separate case

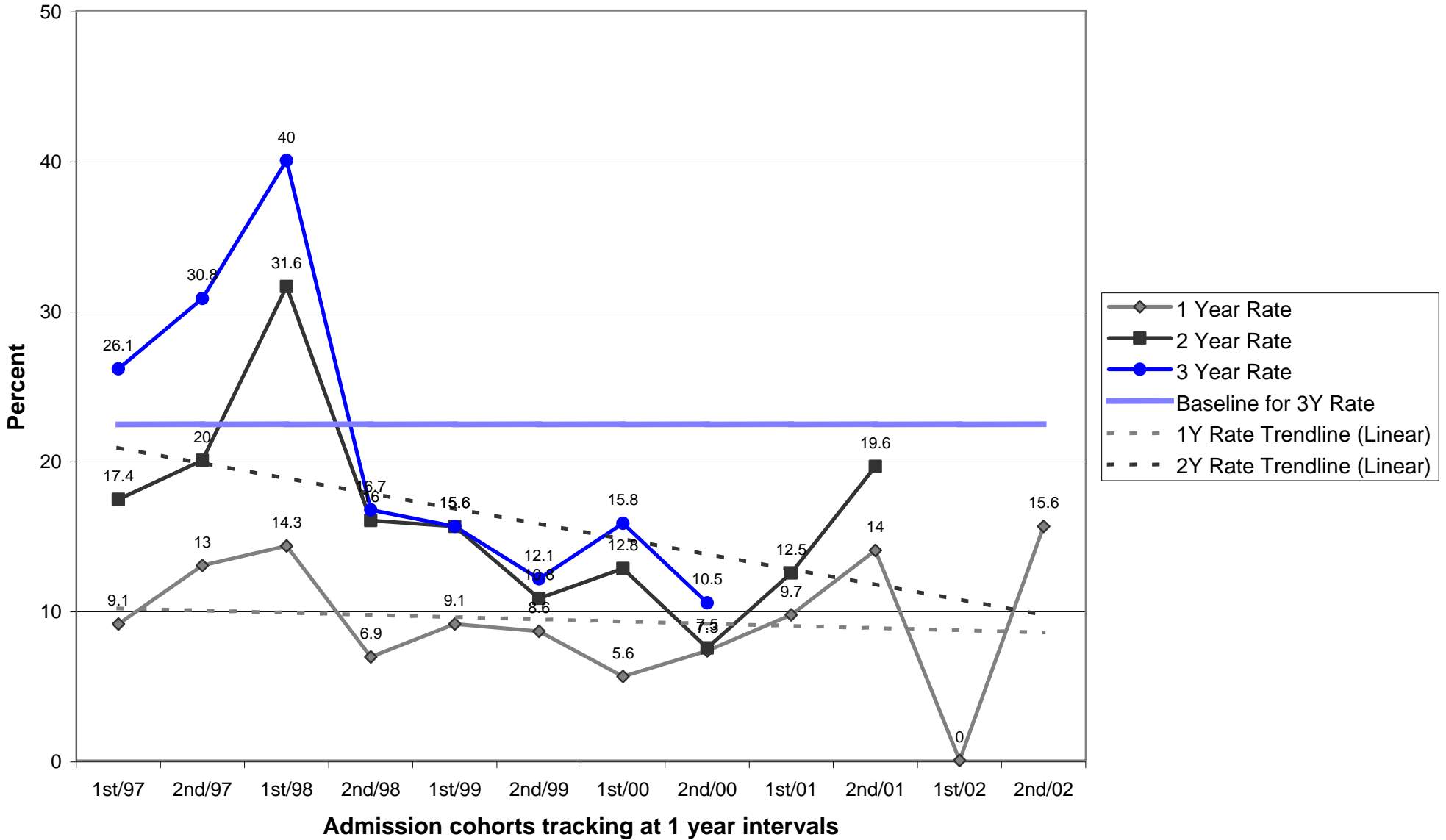
A county's admission cohorts are defined as offenders under the county's supervision at the end of the specified number of months following admission to probation, plus offenders who committed new felonies within that period.

Probation Recidivism Rates - 2nd Half 2003



Probation Recidivism Rates - 2nd Half 2003

Tillamook County



**OREGON DEPARTMENT OF CORRECTIONS
 RECIDIVISM OF NEW PAROLEES AND PROBATIONERS
 Tri-County (Gilliam/Sherman/Wheeler) - Updated: May 27, 2004**

Cohort	PAROLE-PPS			PROBATION		
	Cumulative Percent Convicted of Any Felony After First Release to Parole-PPS			Cumulative Percent Convicted of Any Felony After First Sentence to Feloy Probation		
	Percent convicted in ...months			Percent convicted in ...months		
	12	24	36	12	24	36
2nd/94	0.0	0.0	0.0	0.0	0.0	0.0
1st/95	0.0	0.0	0.0	0.0	0.0	0.0
2nd/95	0.0	0.0	0.0	0.0	0.0	0.0
1st/96	0.0	0.0	0.0	0.0	33.3	33.3
2nd/96	0.0	0.0	0.0	16.7	20.0	16.7
1st/97	0.0	0.0	100.0	0.0	0.0	0.0
2nd/97	0.0	0.0	0.0	0.0	7.7	8.3
1st/98	0.0	0.0	0.0	0.0	0.0	0.0
2nd/98	0.0	33.3	50.0	14.3	16.7	33.3
1st/99	25.0	20.0	20.0	14.3	25.0	25.0
2nd/99	0.0	0.0	0.0	0.0	0.0	0.0
1st/00	0.0	0.0	0.0	14.3	11.1	25.0
2nd/00	0.0	16.7	16.7	0.0	0.0	14.3
1st/01	0.0	0.0		14.3	16.7	
2nd/01	25.0	25.0		0.0	0.0	
1st/02	0.0			12.5		
2nd/02	0.0			0.0		

Note: Slight changes from previous reports may occur due to data updating

Parole: Recidivism is defined as the total percentage of a release cohort that was convicted of any felony at any time within the specified number of months following release from prison.

A release cohort is defined as comprising all individuals who were released to parole or PPS during a six month period. It excludes those released from prison following a revocation from parole/PPS. Inmates initially released on temporary or transitional leave are also included as of their parole or PPS date

A county's release cohorts are defined as offenders under the county's supervision at the end of the specified number of months following release from incarceration, plus offenders who committed new felonies within that period.

Probation: Recidivism is defined as the total percentage of an admission cohort that was convicted of any felony at any time within the specified number of months after beginning probation

An admission cohort is defined as comprising all individuals who were sentenced for the first time to felony probation during the same six month period. Some offenders have been sentenced to probation more than once. Each new probation admission is considered a separate case

A county's admission cohorts are defined as offenders under the county's supervision at the end of the specified number of months following admission to probation, plus offenders who committed new felonies within that period.

OREGON DEPARTMENT OF CORRECTIONS
RECIDIVISM OF NEW PAROLEES AND PROBATIONERS
 Umatilla - Updated: May 27, 2004

Cohort	PAROLE-PPS			PROBATION		
	Cumulative Percent Convicted of Any Felony After First Release to Parole-PPS			Cumulative Percent Convicted of Any Felony After First Sentence to Felov Probation		
	Percent convicted in ...months			Percent convicted in ...months		
	12	24	36	12	24	36
2nd/94	17.4	29.2	39.1	11.1	24.2	31.9
1st/95	17.2	29.0	40.0	15.9	21.5	27.8
2nd/95	10.5	22.2	29.7	21.7	32.7	39.6
1st/96	25.9	41.4	43.3	18.4	31.5	33.0
2nd/96	13.0	16.3	25.6	9.6	20.5	26.5
1st/97	28.2	37.8	42.1	14.9	21.7	27.3
2nd/97	12.1	30.3	40.6	19.7	28.9	34.8
1st/98	17.6	26.5	29.4	23.1	35.8	41.1
2nd/98	13.3	21.4	20.7	16.5	25.2	30.7
1st/99	12.8	17.1	26.8	16.3	21.6	24.2
2nd/99	8.7	17.4	24.4	15.1	21.0	27.2
1st/00	7.7	12.0	20.4	7.1	19.3	24.8
2nd/00	8.0	23.5	29.8	6.8	9.8	18.9
1st/01	12.9	20.6		16.2	23.0	
2nd/01	11.5	23.2		12.0	17.6	
1st/02	5.9			13.3		
2nd/02	13.6			13.4		

Note: Slight changes from previous reports may occur due to data updating

Parole: Recidivism is defined as the total percentage of a release cohort that was convicted of any felony at any time within the specified number of months following release from prison.

A release cohort is defined as comprising all individuals who were released to parole or PPS during a six month period. It excludes those released from prison following a revocation from parole/PPS. Inmates initially released on temporary or transitional leave are also included as of their parole or PPS date

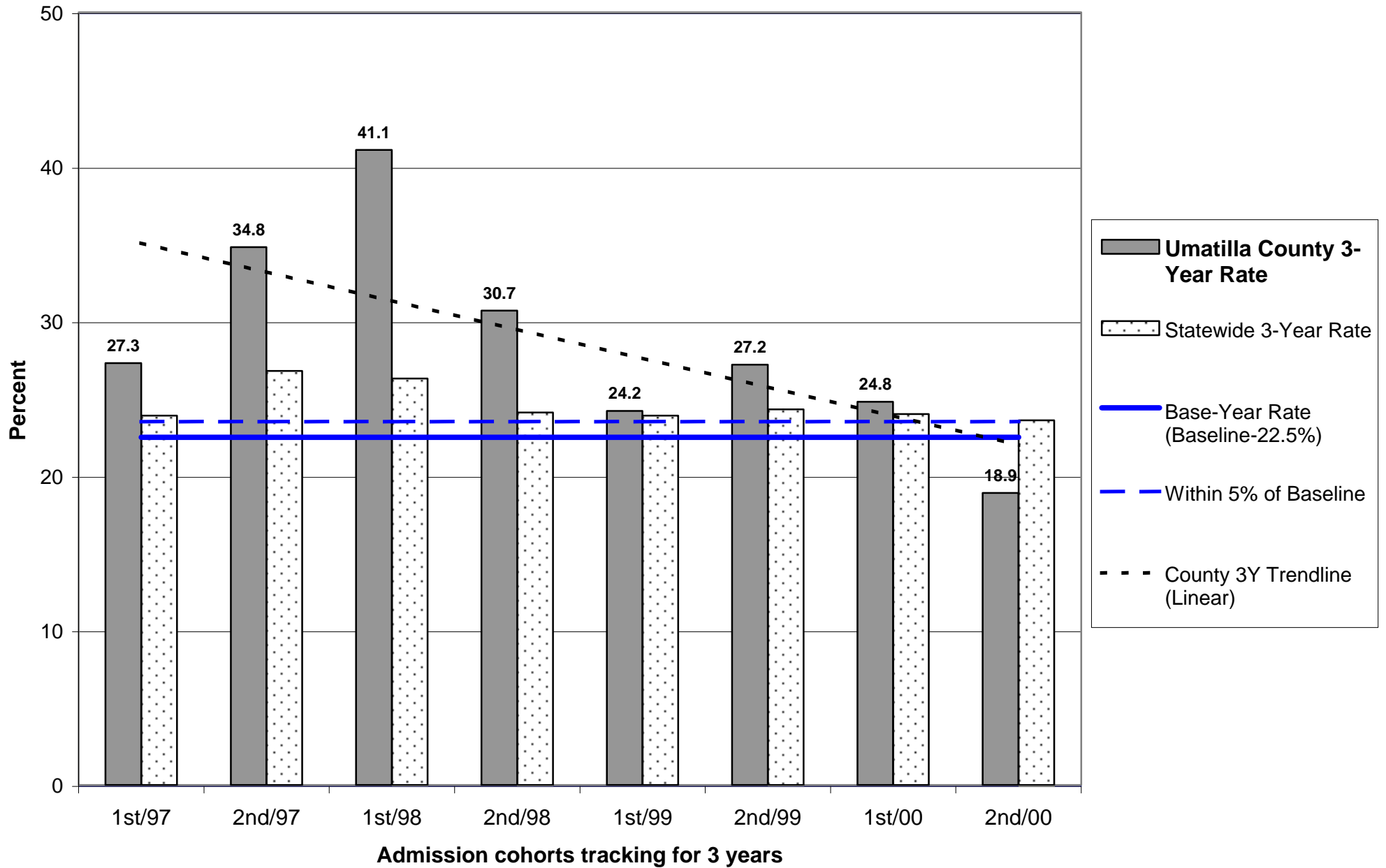
A county's release cohorts are defined as offenders under the county's supervision at the end of the specified number of months following release from incarceration, plus offenders who committed new felonies within that period.

Probation: Recidivism is defined as the total percentage of an admission cohort that was convicted of any felony at any time within the specified number of months after beginning probation

An admission cohort is defined as comprising all individuals who were sentenced for the first time to felony probation during the same six month period. Some offenders have been sentenced to probation more than once. Each new probation admission is considered a separate case

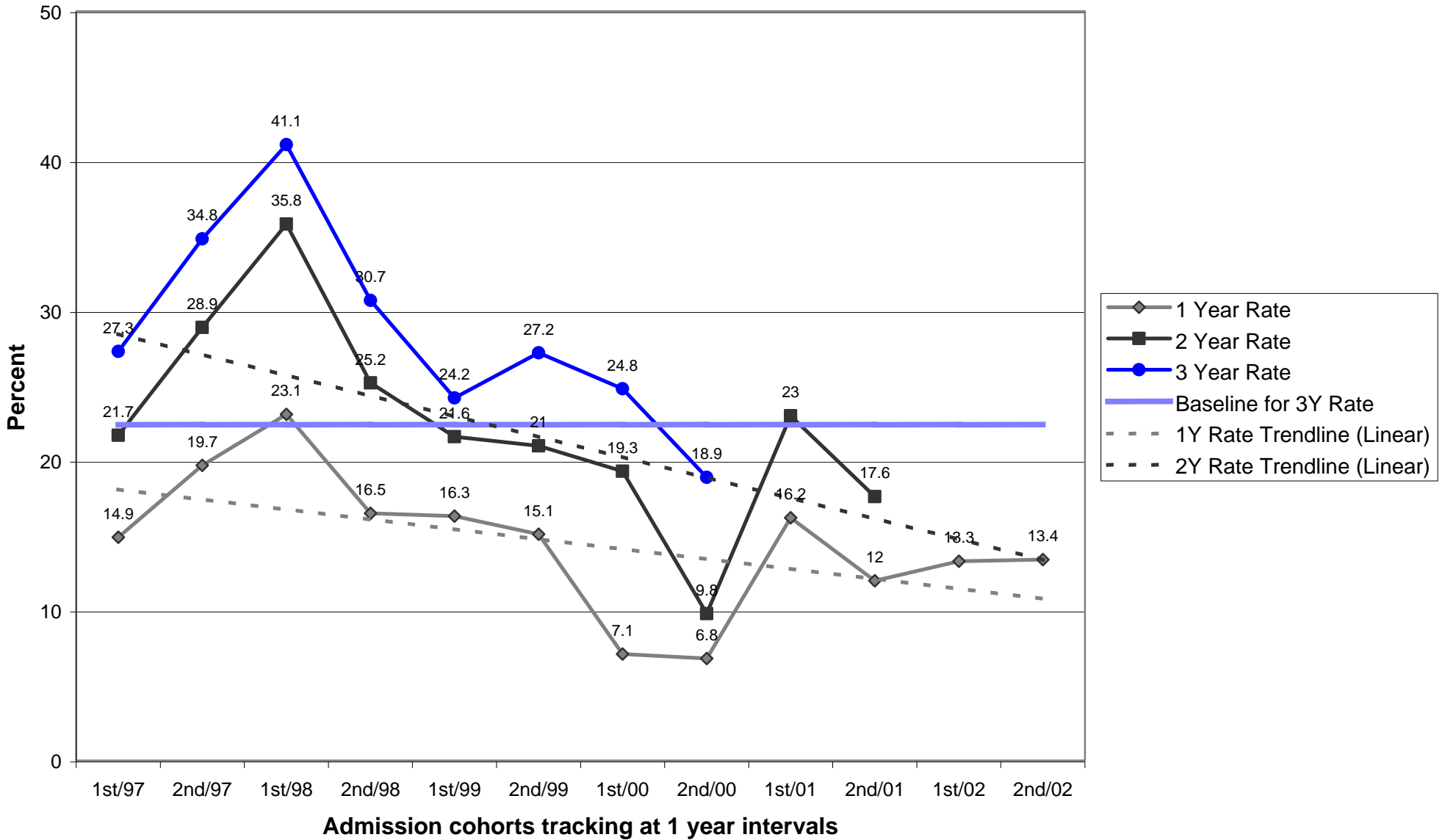
A county's admission cohorts are defined as offenders under the county's supervision at the end of the specified number of months following admission to probation, plus offenders who committed new felonies within that period.

Probation Recidivism Rates - 2nd Half 2003

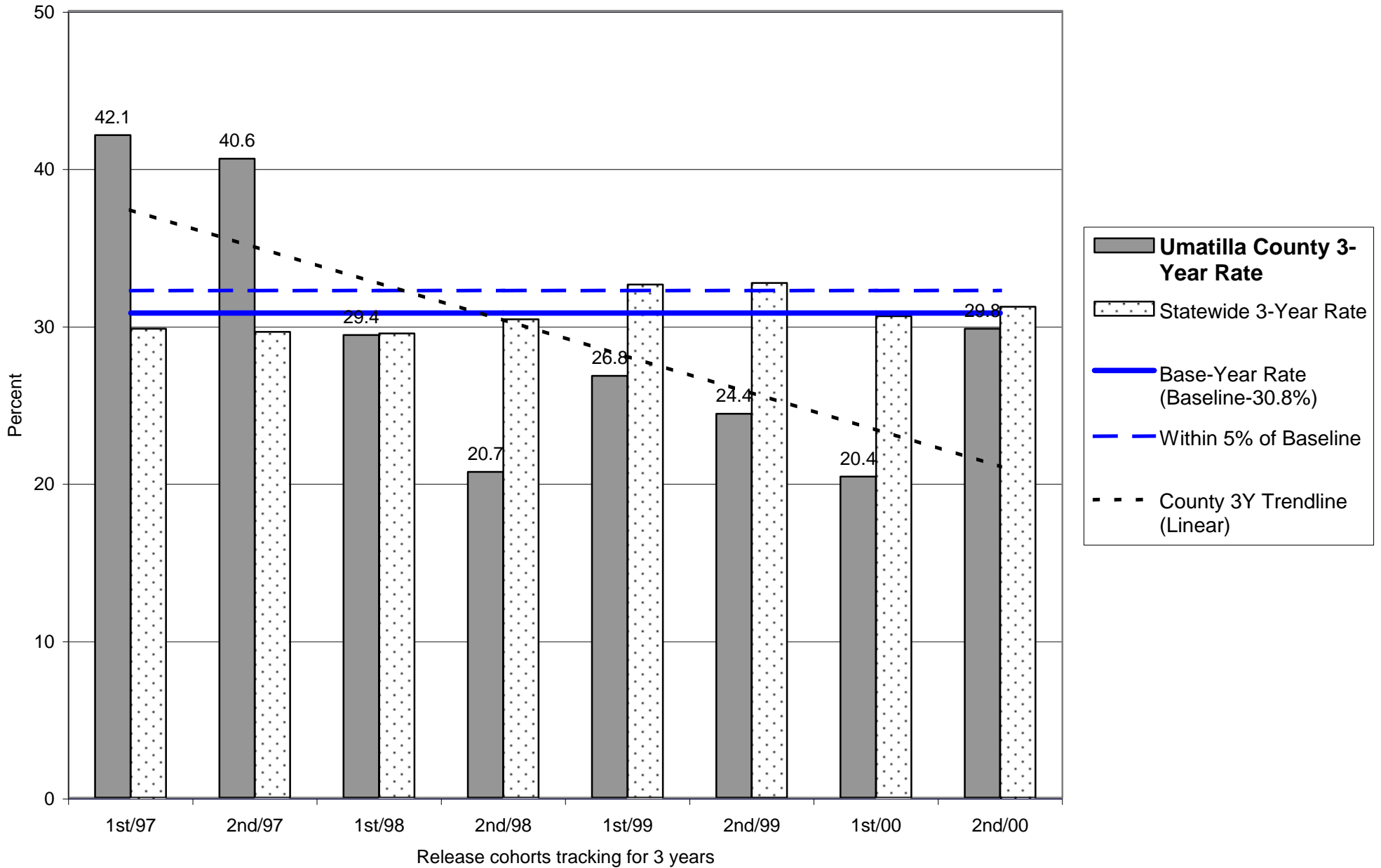


Probation Recidivism Rates - 2nd Half 2003

Umatilla County

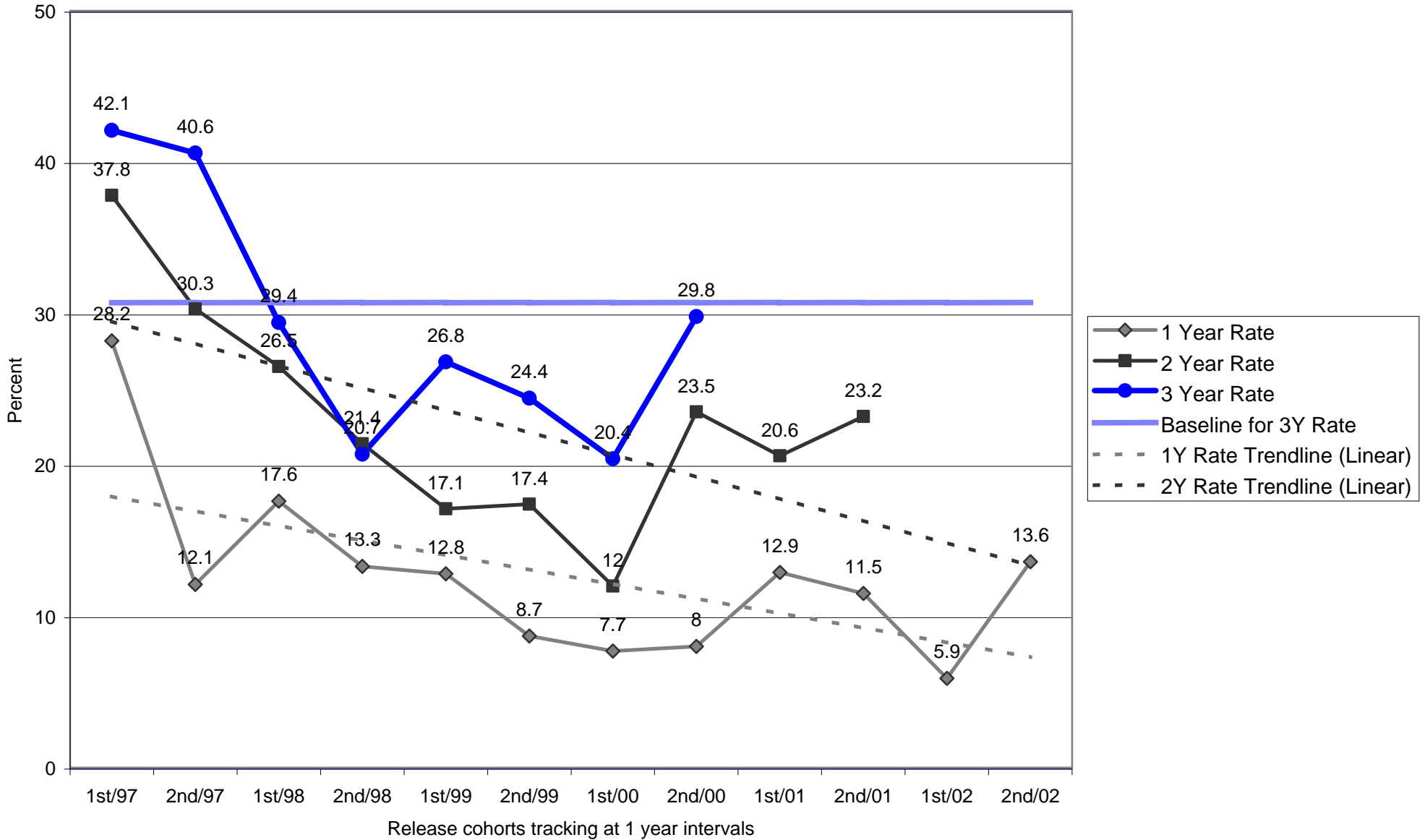


Parole/Post-Prison Supervision Recidivism Rates - 2nd Half 2003



Parole/Post-Prison Supervision Recidivism Rates - 2nd Half 2003

Umatilla County



OREGON DEPARTMENT OF CORRECTIONS
RECIDIVISM OF NEW PAROLEES AND PROBATIONERS
 Union - Updated: May 27, 2004

Cohort	PAROLE-PPS			PROBATION		
	Cumulative Percent Convicted of Any Felony After First Release to Parole-PPS			Cumulative Percent Convicted of Any Felony After First Sentence to Felov Probation		
	Percent convicted in ...months			Percent convicted in ...months		
	12	24	36	12	24	36
2nd/94	0.0	25.0	25.0	3.4	7.1	17.2
1st/95	0.0	40.0	40.0	17.5	27.0	34.2
2nd/95	36.8	52.6	55.0	16.2	35.3	45.7
1st/96	0.0	66.7	40.0	13.5	18.2	26.5
2nd/96	22.2	37.5	44.4	7.7	26.3	34.2
1st/97	50.0	50.0	50.0	17.0	26.1	33.3
2nd/97	40.0	50.0	50.0	12.5	22.7	28.6
1st/98	0.0	0.0	10.0	21.6	27.0	33.3
2nd/98	27.3	36.4	50.0	17.2	31.0	29.0
1st/99	9.5	42.9	57.1	15.0	28.9	30.8
2nd/99	11.8	17.6	23.5	7.9	26.3	28.9
1st/00	0.0	7.7	16.7	20.0	22.6	25.8
2nd/00	18.2	27.3	45.5	17.6	26.5	28.6
1st/01	13.6	20.0		17.1	21.9	
2nd/01	0.0	22.2		14.3	23.8	
1st/02	13.3			14.3		
2nd/02	18.8			2.9		

Note: Slight changes from previous reports may occur due to data updating

Parole: Recidivism is defined as the total percentage of a release cohort that was convicted of any felony at any time within the specified number of months following release from prison.

A release cohort is defined as comprising all individuals who were released to parole or PPS during a six month period. It excludes those released from prison following a revocation from parole/PPS. Inmates initially released on temporary or transitional leave are also included as of their parole or PPS date

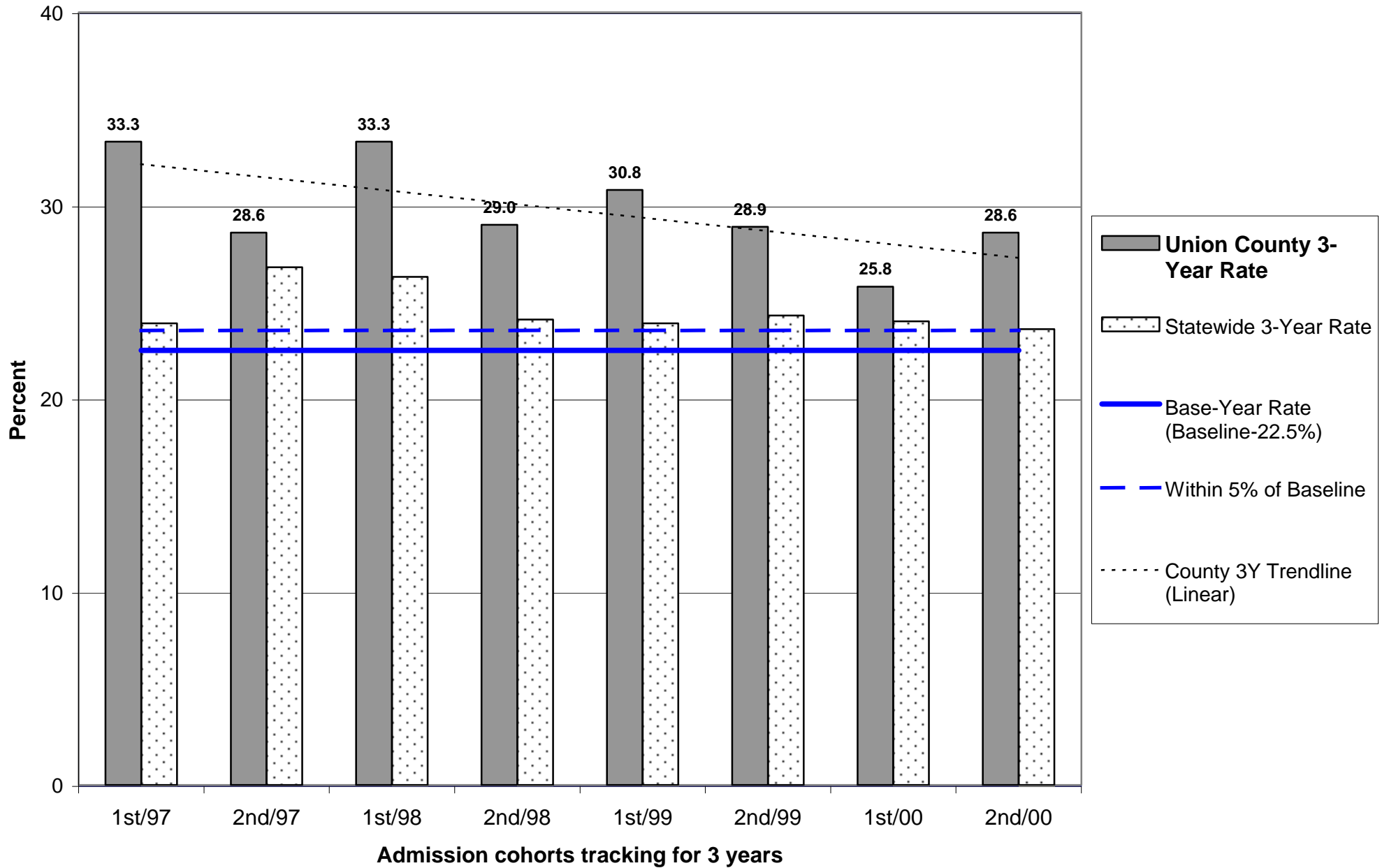
A county's release cohorts are defined as offenders under the county's supervision at the end of the specified number of months following release from incarceration, plus offenders who committed new felonies within that period.

Probation: Recidivism is defined as the total percentage of an admission cohort that was convicted of any felony at any time within the specified number of months after beginning probation

An admission cohort is defined as comprising all individuals who were sentenced for the first time to felony probation during the same six month period. Some offenders have been sentenced to probation more than once. Each new probation admission is considered a separate case

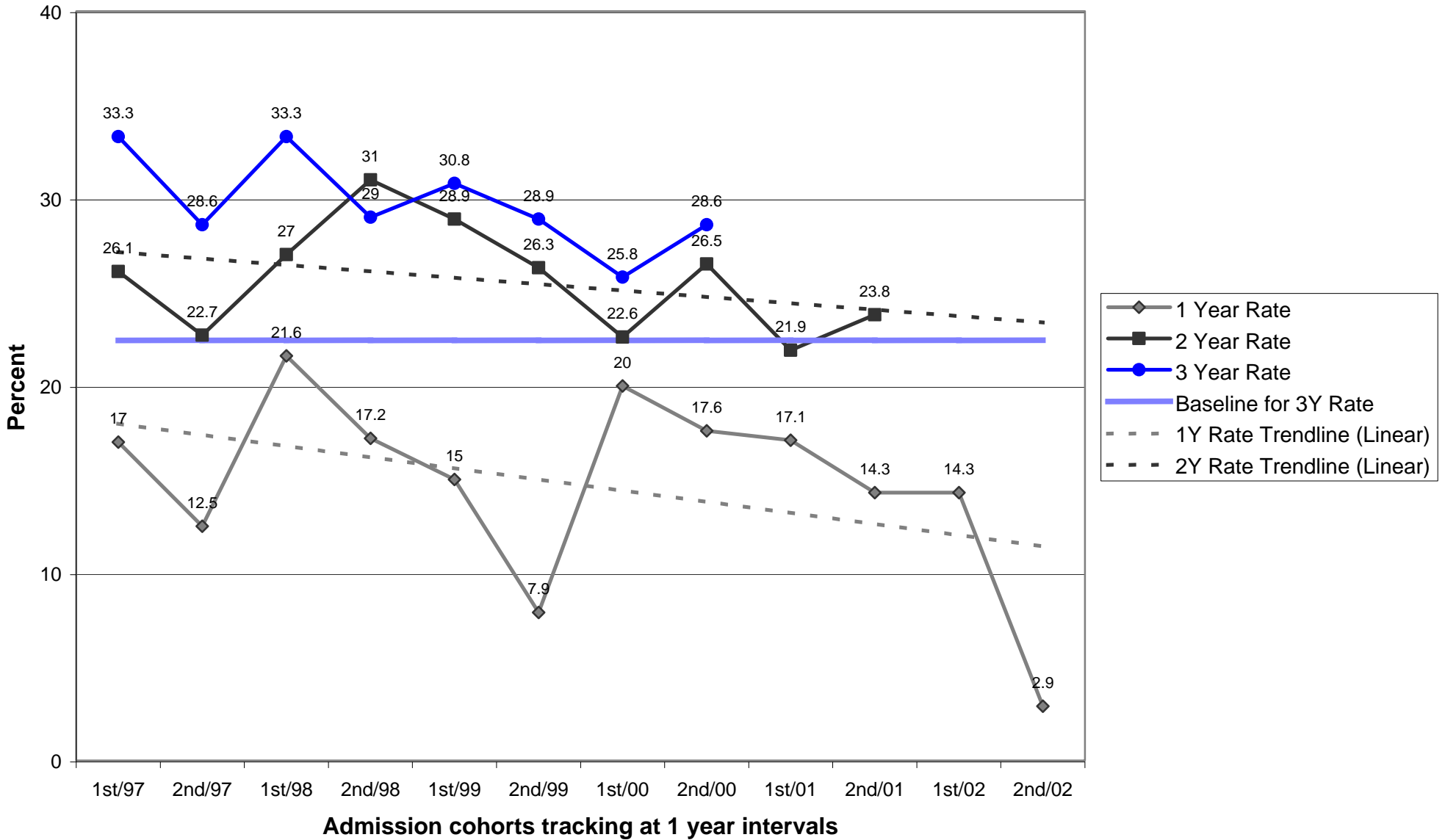
A county's admission cohorts are defined as offenders under the county's supervision at the end of the specified number of months following admission to probation, plus offenders who committed new felonies within that period.

Probation Recidivism Rates - 2nd Half 2003



Probation Recidivism Rates - 2nd Half 2003

Union County



OREGON DEPARTMENT OF CORRECTIONS
RECIDIVISM OF NEW PAROLEES AND PROBATIONERS
Wallowa - Updated: May 27, 2004

Cohort	PAROLE-PPS			PROBATION		
	Cumulative Percent Convicted of Any Felony After First Release to Parole-PPS			Cumulative Percent Convicted of Any Felony After First Sentence to Felov Probation		
	Percent convicted in ...months			Percent convicted in ...months		
	12	24	36	12	24	36
2nd/94	0.0	0.0	0.0	0.0	0.0	0.0
1st/95	0.0	0.0	0.0	0.0	0.0	0.0
2nd/95	0.0	0.0	0.0	0.0	0.0	0.0
1st/96	0.0	100.0	100.0	0.0	33.3	33.3
2nd/96	0.0	0.0	0.0	0.0	0.0	33.3
1st/97	20.0	20.0	40.0	0.0	0.0	0.0
2nd/97	0.0	0.0	0.0	0.0	0.0	0.0
1st/98	0.0	0.0	0.0	0.0	0.0	0.0
2nd/98	0.0	0.0	0.0	20.0	37.5	37.5
1st/99	0.0	0.0	0.0	0.0	0.0	0.0
2nd/99	0.0	100.0	100.0	16.7	14.3	14.3
1st/00	33.3	33.3	33.3	25.0	66.7	50.0
2nd/00	0.0	0.0	0.0	0.0	25.0	25.0
1st/01	0.0	0.0		20.0	50.0	
2nd/01	0.0	0.0		0.0	0.0	
1st/02	0.0			40.0		
2nd/02	0.0			11.1		

Note: Slight changes from previous reports may occur due to data updating

Parole: Recidivism is defined as the total percentage of a release cohort that was convicted of any felony at any time within the specified number of months following release from prison.

A release cohort is defined as comprising all individuals who were released to parole or PPS during a six month period. It excludes those released from prison following a revocation from parole/PPS. Inmates initially released on temporary or transitional leave are also included as of their parole or PPS date

A county's release cohorts are defined as offenders under the county's supervision at the end of the specified number of months following release from incarceration, plus offenders who committed new felonies within that period.

Probation: Recidivism is defined as the total percentage of an admission cohort that was convicted of any felony at any time within the specified number of months after beginning probation

An admission cohort is defined as comprising all individuals who were sentenced for the first time to felony probation during the same six month period. Some offenders have been sentenced to probation more than once. Each new probation admission is considered a separate case

A county's admission cohorts are defined as offenders under the county's supervision at the end of the specified number of months following admission to probation, plus offenders who committed new felonies within that period.

**OREGON DEPARTMENT OF CORRECTIONS
 RECIDIVISM OF NEW PAROLEES AND PROBATIONERS
 Wasco - Updated: May 27, 2004**

Cohort	PAROLE-PPS			PROBATION		
	Cumulative Percent Convicted of Any Felony After First Release to Parole-PPS			Cumulative Percent Convicted of Any Felony After First Sentence to Felov Probation		
	Percent convicted in ...months			Percent convicted in ...months		
	12	24	36	12	24	36
2nd/94	22.2	44.4	44.4	15.6	29.0	33.3
1st/95	28.6	43.8	50.0	19.6	32.7	37.7
2nd/95	35.0	47.6	50.0	11.1	22.7	27.9
1st/96	17.2	36.7	48.4	13.0	21.6	21.6
2nd/96	23.5	35.3	38.9	11.3	19.6	28.8
1st/97	9.1	18.2	23.8	16.4	25.0	25.0
2nd/97	14.3	16.7	40.0	16.2	26.2	28.1
1st/98	0.0	6.7	13.3	13.4	22.2	24.2
2nd/98	20.0	20.0	20.0	13.0	19.6	27.7
1st/99	25.0	33.3	45.5	10.9	15.9	20.5
2nd/99	11.1	27.8	31.6	7.8	9.8	15.4
1st/00	4.2	8.7	13.6	8.3	12.0	11.5
2nd/00	8.7	13.0	17.4	10.7	17.9	17.9
1st/01	15.8	22.2		3.4	11.1	
2nd/01	12.5	21.7		5.6	11.1	
1st/02	0.0			0.0		
2nd/02	9.5			12.5		

Note: Slight changes from previous reports may occur due to data updating

Parole: Recidivism is defined as the total percentage of a release cohort that was convicted of any felony at any time within the specified number of months following release from prison.

A release cohort is defined as comprising all individuals who were released to parole or PPS during a six month period. It excludes those released from prison following a revocation from parole/PPS. Inmates initially released on temporary or transitional leave are also included as of their parole or PPS date

A county's release cohorts are defined as offenders under the county's supervision at the end of the specified number of months following release from incarceration, plus offenders who committed new felonies within that period.

Probation: Recidivism is defined as the total percentage of an admission cohort that was convicted of any felony at any time within the specified number of months after beginning probation

An admission cohort is defined as comprising all individuals who were sentenced for the first time to felony probation during the same six month period. Some offenders have been sentenced to probation more than once. Each new probation admission is considered a separate case

A county's admission cohorts are defined as offenders under the county's supervision at the end of the specified number of months following admission to probation, plus offenders who committed new felonies within that period.

OREGON DEPARTMENT OF CORRECTIONS
RECIDIVISM OF NEW PAROLEES AND PROBATIONERS
 Washington - Updated: May 27, 2004

Cohort	PAROLE-PPS			PROBATION		
	Cumulative Percent Convicted of Any Felony After First Release to Parole-PPS			Cumulative Percent Convicted of Any Felony After First Sentence to Felov Probation		
	Percent convicted in ...months			Percent convicted in ...months		
	12	24	36	12	24	36
2nd/94	13.6	29.9	33.3	10.6	21.6	25.2
1st/95	15.9	28.0	34.5	17.2	24.6	30.6
2nd/95	18.4	25.0	32.1	10.6	18.5	25.8
1st/96	17.0	26.5	35.4	11.6	22.3	28.8
2nd/96	14.8	30.5	37.5	11.7	20.2	25.0
1st/97	16.5	31.9	39.1	12.8	20.8	23.9
2nd/97	12.6	23.6	27.2	15.4	22.7	27.3
1st/98	14.9	27.6	33.3	14.9	22.9	26.7
2nd/98	14.6	27.6	32.0	11.2	18.4	22.9
1st/99	17.6	29.1	36.8	9.0	16.1	20.8
2nd/99	15.9	23.9	31.5	13.1	19.8	25.3
1st/00	10.7	20.6	31.6	11.2	18.3	21.8
2nd/00	12.3	21.5	30.7	10.2	16.6	21.3
1st/01	15.1	26.5		9.8	17.8	
2nd/01	14.5	25.7		11.5	18.2	
1st/02	13.3			11.4		
2nd/02	9.3			8.2		

Note: Slight changes from previous reports may occur due to data updating

Parole: Recidivism is defined as the total percentage of a release cohort that was convicted of any felony at any time within the specified number of months following release from prison.

A release cohort is defined as comprising all individuals who were released to parole or PPS during a six month period. It excludes those released from prison following a revocation from parole/PPS. Inmates initially released on temporary or transitional leave are also included as of their parole or PPS date

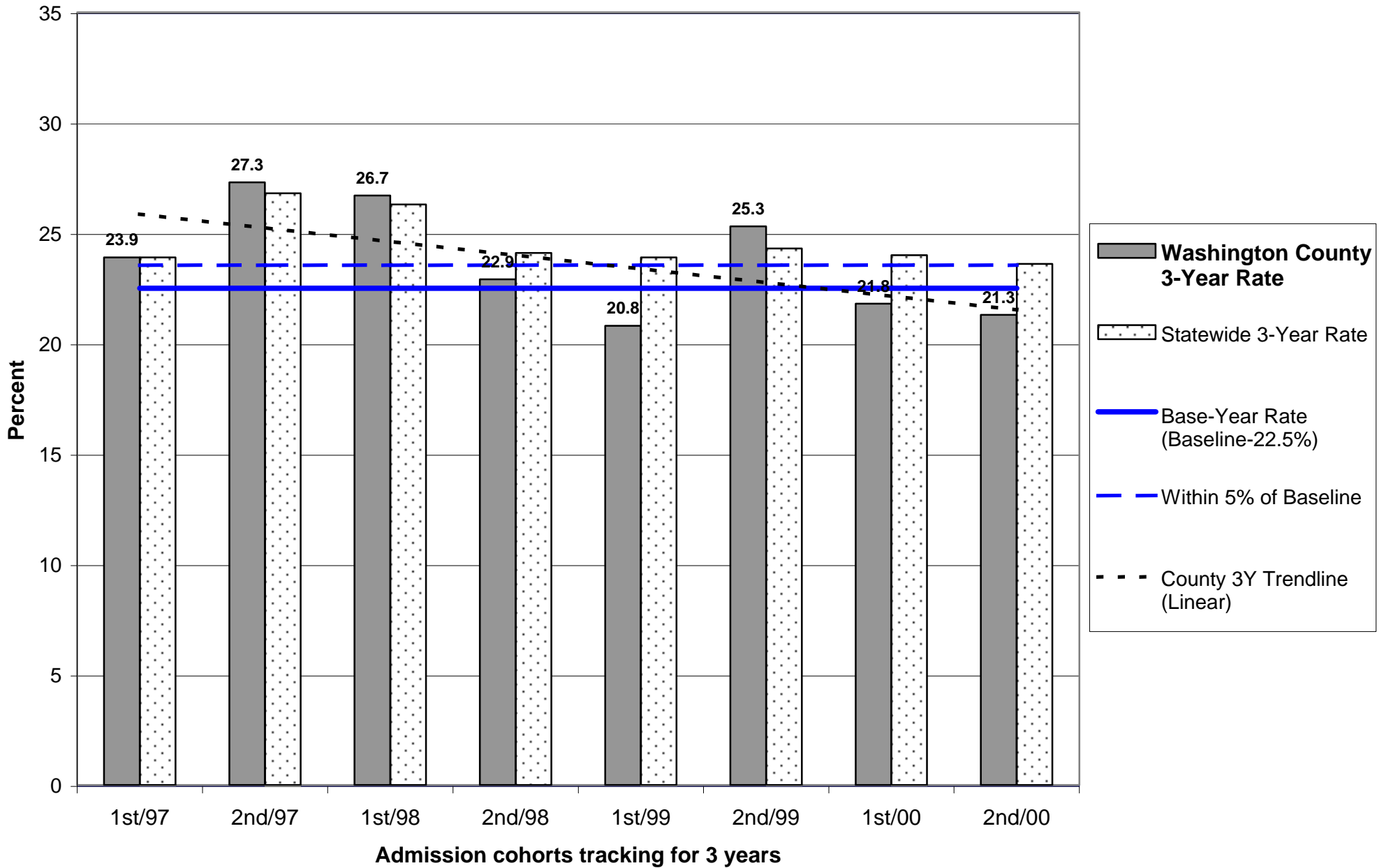
A county's release cohorts are defined as offenders under the county's supervision at the end of the specified number of months following release from incarceration, plus offenders who committed new felonies within that period.

Probation: Recidivism is defined as the total percentage of an admission cohort that was convicted of any felony at any time within the specified number of months after beginning probation

An admission cohort is defined as comprising all individuals who were sentenced for the first time to felony probation during the same six month period. Some offenders have been sentenced to probation more than once. Each new probation admission is considered a separate case

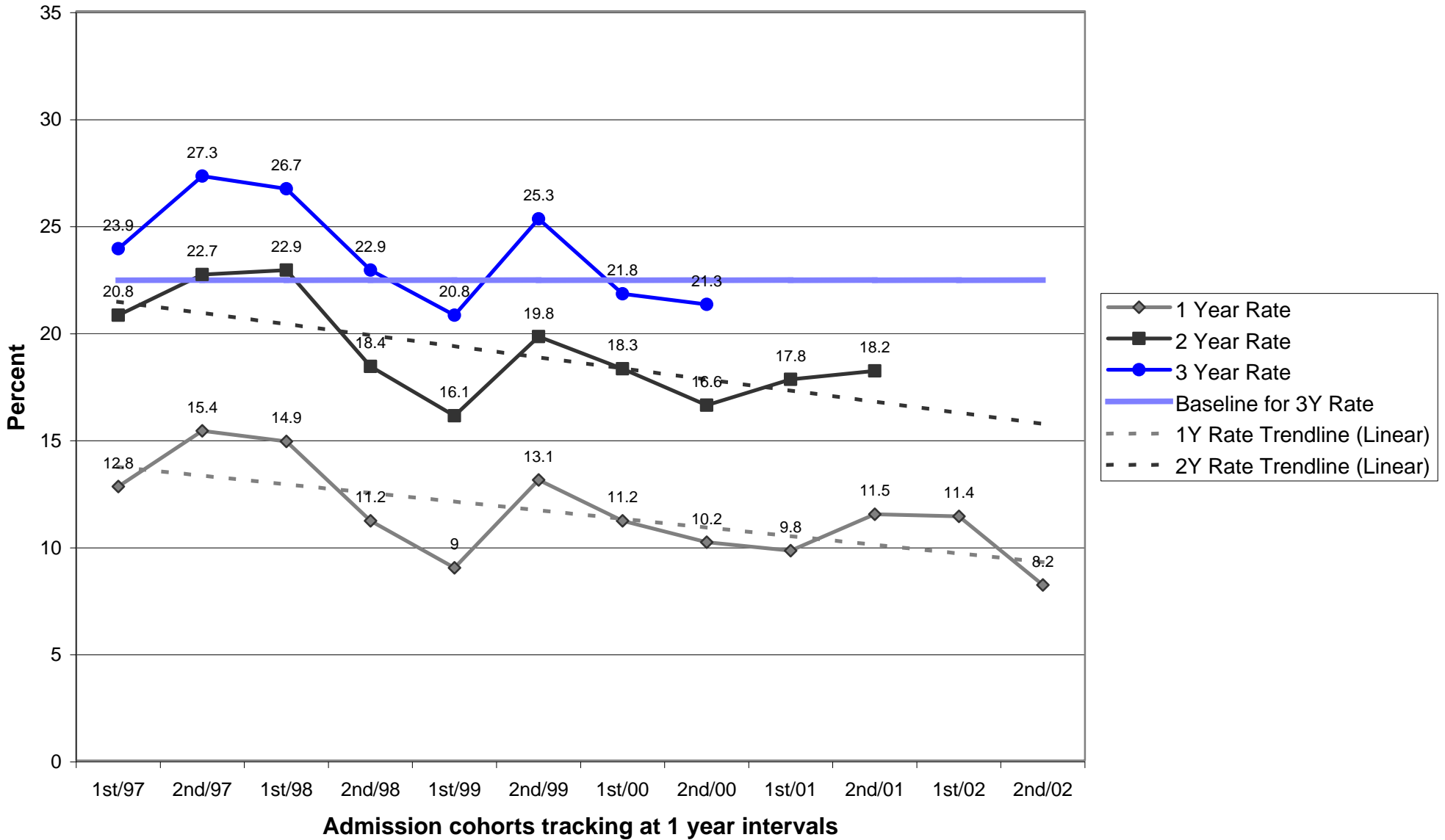
A county's admission cohorts are defined as offenders under the county's supervision at the end of the specified number of months following admission to probation, plus offenders who committed new felonies within that period.

Probation Recidivism Rates - 2nd Half 2003

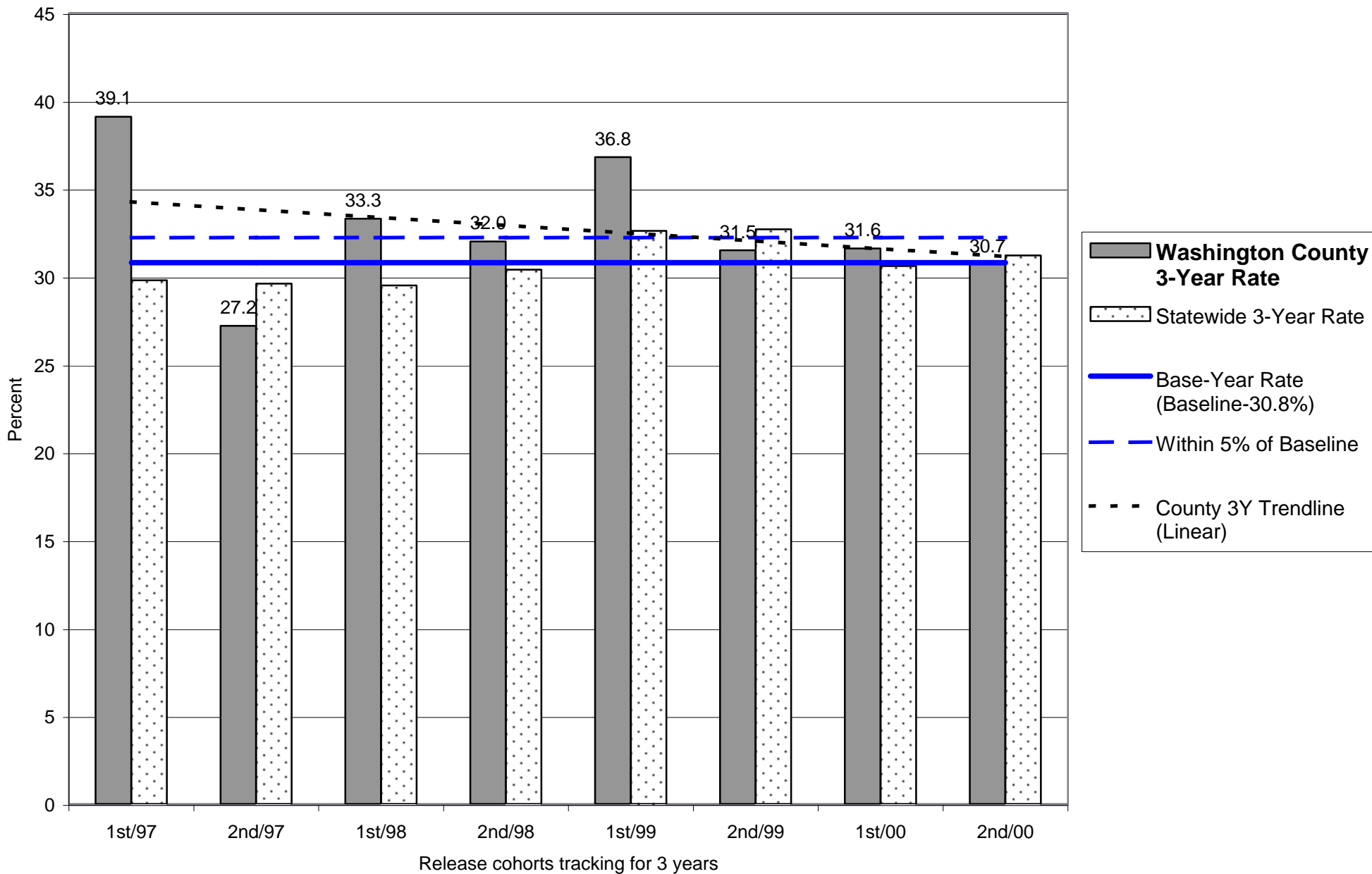


Probation Recidivism Rates - 2nd Half 2003

Washington County

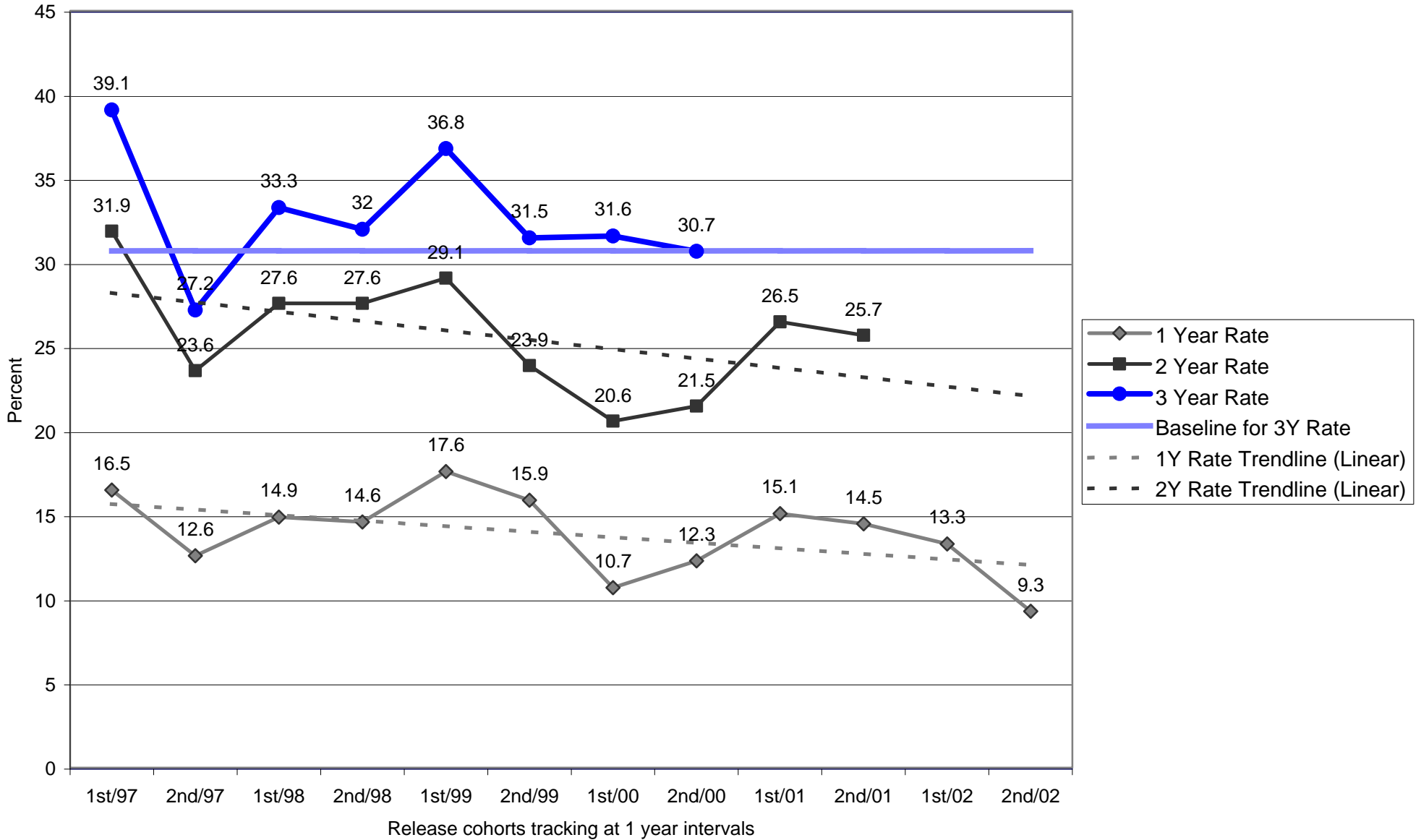


Parole/Post-Prison Supervision Recidivism Rates - 2nd Half 2003



Parole/Post-Prison Supervision Recidivism Rates - 2nd Half 2003

Washington County



OREGON DEPARTMENT OF CORRECTIONS
RECIDIVISM OF NEW PAROLEES AND PROBATIONERS
Yamhill - Updated: May 27, 2004

Cohort	PAROLE-PPS			PROBATION		
	Cumulative Percent Convicted of Any Felony After First Release to Parole-PPS			Cumulative Percent Convicted of Any Felony After First Sentence to Felov Probation		
	Percent convicted in ...months			Percent convicted in ...months		
	12	24	36	12	24	36
2nd/94	5.6	23.5	37.5	14.4	21.4	25.2
1st/95	23.5	47.1	56.3	11.5	18.4	23.5
2nd/95	15.2	26.7	33.3	11.4	18.4	24.7
1st/96	11.4	25.8	31.3	12.9	23.1	25.6
2nd/96	8.7	33.3	34.8	14.9	23.6	26.4
1st/97	7.7	21.6	27.0	11.9	19.8	26.0
2nd/97	5.1	19.5	25.0	16.9	21.5	24.7
1st/98	15.0	24.4	41.5	5.9	14.3	16.3
2nd/98	13.5	24.5	33.3	8.4	15.1	17.3
1st/99	10.0	16.0	31.4	8.3	13.3	16.8
2nd/99	15.2	34.0	33.3	7.1	13.4	19.8
1st/00	14.0	26.2	33.3	9.3	21.7	27.4
2nd/00	14.6	29.2	38.3	7.8	9.1	11.5
1st/01	18.9	26.9		7.9	16.8	
2nd/01	4.4	15.2		15.0	20.8	
1st/02	11.9			13.5		
2nd/02	11.9			9.8		

Note: Slight changes from previous reports may occur due to data updating

Parole: Recidivism is defined as the total percentage of a release cohort that was convicted of any felony at any time within the specified number of months following release from prison.

A release cohort is defined as comprising all individuals who were released to parole or PPS during a six month period. It excludes those released from prison following a revocation from parole/PPS. Inmates initially released on temporary or transitional leave are also included as of their parole or PPS date

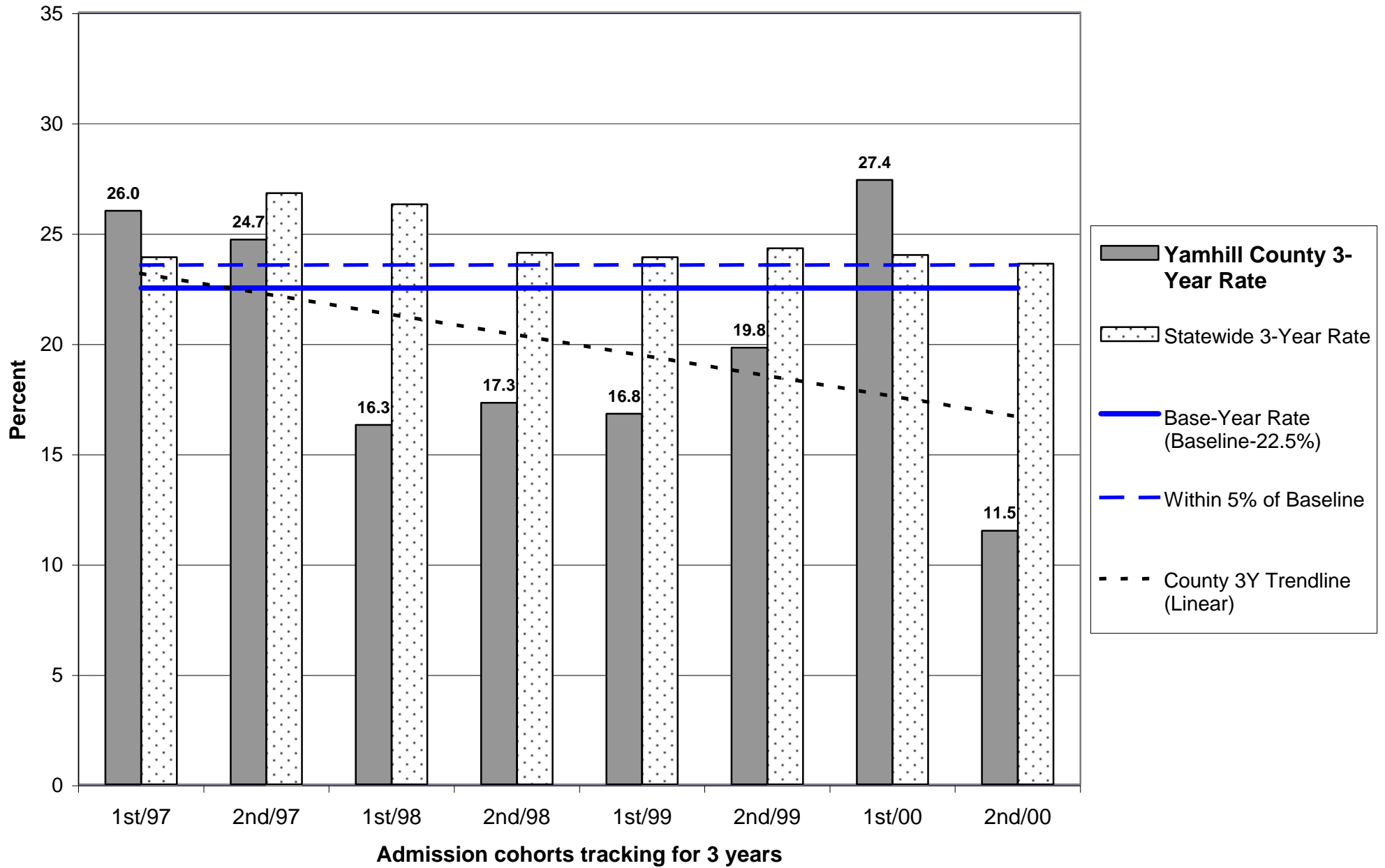
A county's release cohorts are defined as offenders under the county's supervision at the end of the specified number of months following release from incarceration, plus offenders who committed new felonies within that period.

Probation: Recidivism is defined as the total percentage of an admission cohort that was convicted of any felony at any time within the specified number of months after beginning probation

An admission cohort is defined as comprising all individuals who were sentenced for the first time to felony probation during the same six month period. Some offenders have been sentenced to probation more than once. Each new probation admission is considered a separate case

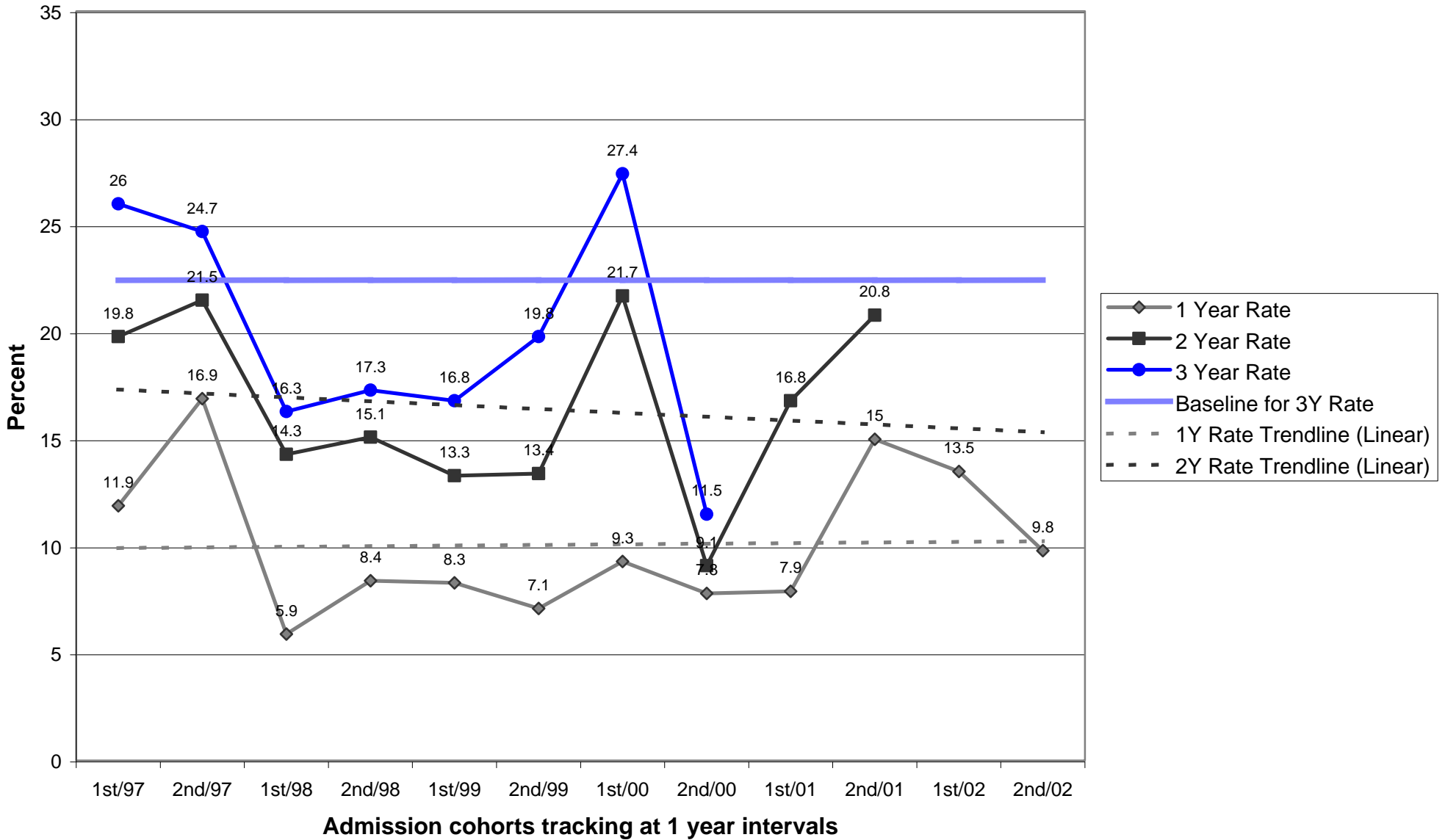
A county's admission cohorts are defined as offenders under the county's supervision at the end of the specified number of months following admission to probation, plus offenders who committed new felonies within that period.

Probation Recidivism Rates - 2nd Half 2003

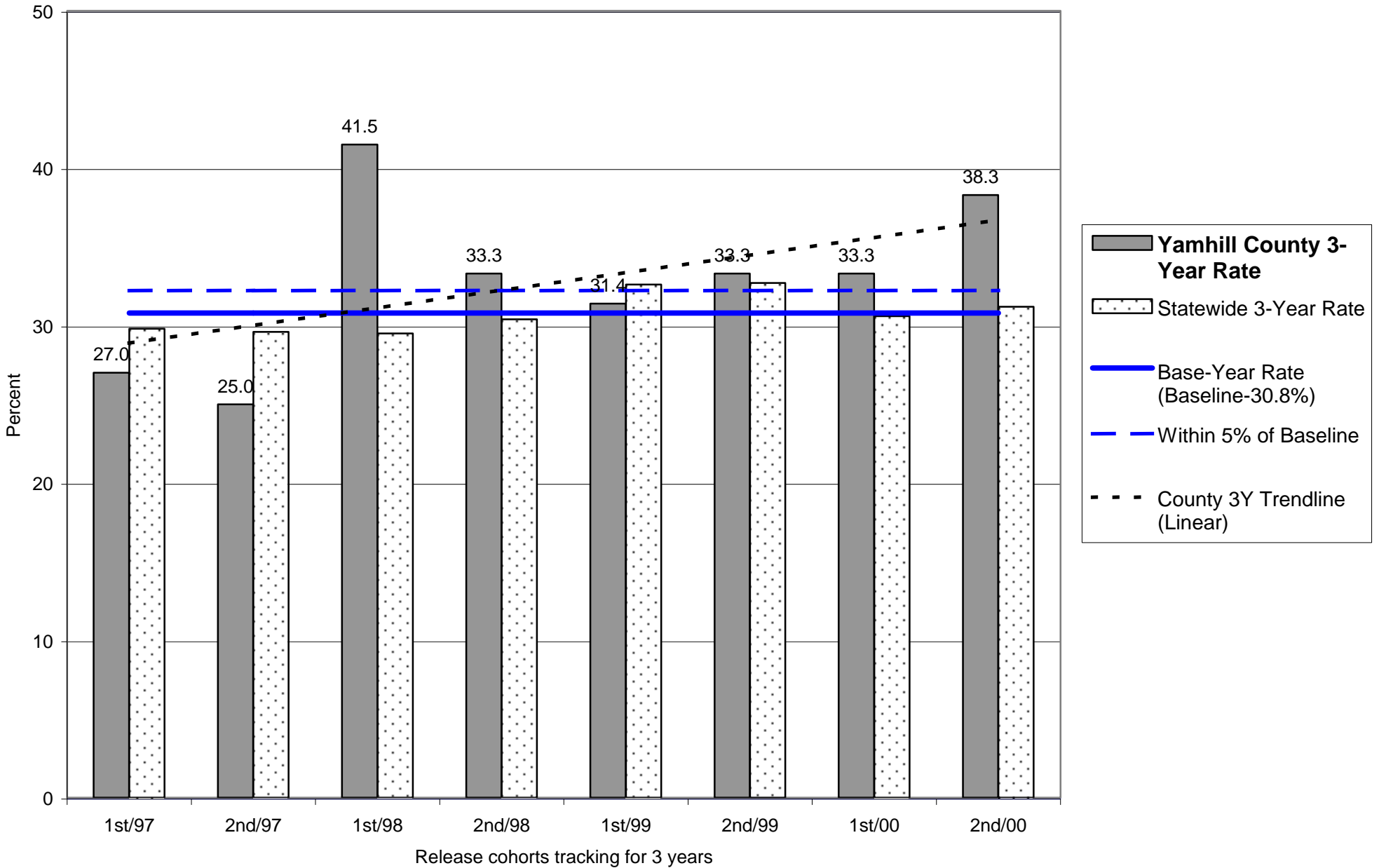


Probation Recidivism Rates - 2nd Half 2003

Yamhill County

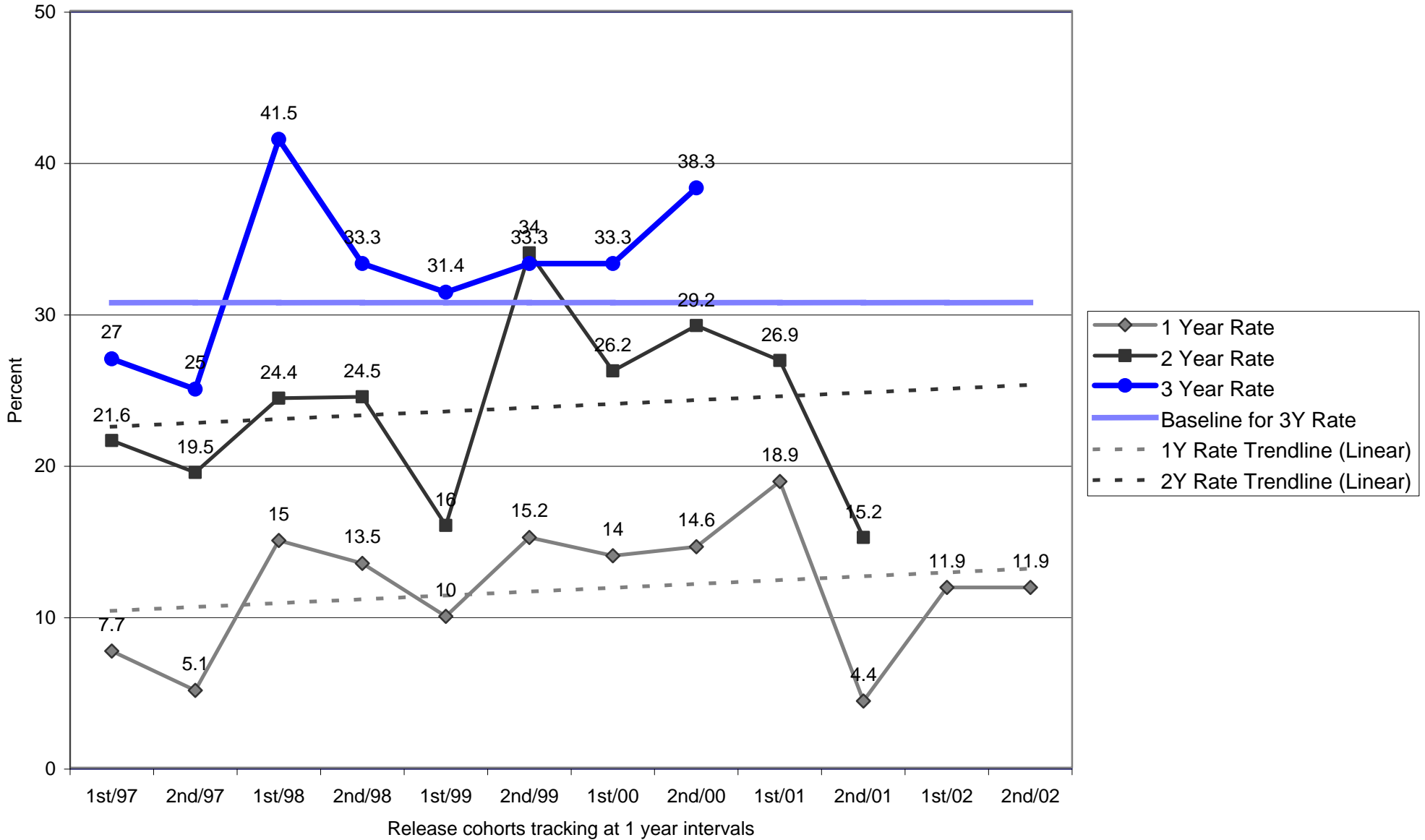


Parole/Post-Prison Supervision Recidivism Rates - 2nd Half 2003



Parole/Post-Prison Supervision Recidivism Rates - 2nd Half 2003

Yamhill County



DEPARTMENT OF CORRECTIONS
Offender Status Change Report - July through December 2003
Probation - All Initial Risk Scores

County	Positive	Negative			Pct. Positive	Neutral		Moved to Outcount	Total
		Inmate	Local Control	Discharge		Closed	Parole		
BAKER	8	4	2	0	57.1	2	0	0	16
BENTON	33	7	15	0	60.0	1	0	0	56
COMPACT	0	0	0	0	0.0	1	0	0	1
CLACKAMAS	116	17	67	9	55.5	10	1	0	211
CLATSOP	20	1	18	0	51.3	1	0	0	40
COLUMBIA	27	7	18	0	51.9	1	0	0	53
COOS	60	2	10	0	83.3	6	0	0	78
CROOK	10	0	8	0	55.6	0	0	0	18
CURRY	33	3	4	1	80.5	1	0	0	41
DESCHUTES	62	27	57	0	42.5	10	0	0	156
DOUGLAS	97	5	32	0	72.4	1	1	0	136
GILLIAM	2	0	1	0	66.7	0	0	0	3
GRANT	7	0	3	0	70.0	1	0	0	11
HARNEY	11	0	1	0	91.7	0	0	0	12
HOOD RIVER	13	0	3	1	76.5	0	0	0	16
JACKSON	208	28	52	1	72.0	16	1	0	305
JEFFERSON	22	2	11	0	62.9	1	0	0	36
JOSEPHINE	64	13	21	0	65.3	5	0	0	103
KLAMATH	66	23	25	0	57.9	7	0	0	121
LAKE	7	1	3	0	63.6	0	0	0	11
LANE	209	38	146	1	53.0	11	1	0	405
LINCOLN	53	5	15	0	72.6	6	0	0	79
LINN	63	21	47	0	48.1	0	1	0	132
MALHEUR	24	3	25	0	46.2	4	0	0	56
MARION	179	64	105	1	51.3	6	1	0	355
MORROW	7	1	4	0	58.3	0	0	0	12
MULTNOMAH	548	75	291	9	59.4	38	7	0	959
Multnomah Central Office	31	6	18	0	56.4	2	0	0	57
Multnomah Centralized Intake	12	8	21	2	27.9	1	1	0	43
Multnomah Clean Court	41	7	106	0	26.6	1	2	0	157
Multnomah DUII Unit	2	1	0	1	50.0	0	0	0	3
Multnomah Domestic Violence Unit	7	11	15	0	21.2	0	1	0	34
Multnomah East Office	21	11	25	1	36.2	2	0	0	59
Multnomah Family Services Unit	9	1	9	0	47.4	1	0	0	20
Multnomah Gresham Office	69	4	25	1	69.7	4	1	0	103
Multnomah Low Limited Risk Response Team	315	8	22	4	90.3	20	0	0	365
Multnomah North Office	28	14	37	0	35.4	6	2	0	87
Multnomah Southeast	0	0	0	0	0.0	0	0	0	0
Multnomah West Office	13	4	13	0	43.3	1	0	0	31
POLK	27	8	21	0	48.2	1	0	0	57
SHERMAN	2	0	2	0	50.0	0	0	0	4
TILLAMOOK	21	3	9	0	63.6	0	0	0	33
UMATILLA	59	10	24	0	63.4	12	0	0	105
UNION	35	1	4	0	87.5	2	0	0	42
WALLOWA	9	0	0	0	100.0	0	0	0	9
WASCO	14	1	17	1	42.4	1	0	0	33
WASHINGTON	203	31	108	19	56.2	8	1	0	351
WHEELER	2	0	1	0	66.7	0	0	0	3
YAMHILL	36	12	40	2	40.0	1	0	0	89
UNASSIGNED	0	2	4	0	0.0	0	0	0	6
TOTAL	2,905	490	1,505	54	58.6	192	21	0	5,113

Note: Total excludes discharge negative closures. Column totals will not equal the sum of the rows due to sub-categories of Multnomah Data.
Source Data: DOC Research and Evaluation Unit, 06/15/2004

DEPARTMENT OF CORRECTIONS
Offender Status Change Report - July through December 2003
Probation - High Initial Risk Score

County	Positive	Negative			Pct. Positive	Neutral		Moved to Outcount	Total
		Inmate	Local Control	Discharge		Closed	Parole		
BAKER	0	2	0	0	0.0	0	0	0	2
BENTON	0	0	0	0	0.0	0	0	0	
CLACKAMAS	1	1	4	0	16.7	0	0	0	6
CLATSOP	1	0	0	0	100.0	0	0	0	1
COLUMBIA	1	1	1	0	33.3	0	0	0	3
COOS	6	0	1	0	85.7	0	0	0	7
CROOK	0	0	0	0	0.0	0	0	0	
CURRY	3	0	2	0	60.0	0	0	0	5
DESCHUTES	0	5	2	0	0.0	0	0	0	7
DOUGLAS	5	0	2	0	71.4	0	0	0	7
GRANT	0	0	1	0	0.0	0	0	0	1
HARNEY	0	0	0	0	0.0	0	0	0	
HOOD RIVER	0	0	0	0	0.0	0	0	0	
JACKSON	3	3	10	0	18.8	1	0	0	17
JEFFERSON	0	0	0	0	0.0	0	0	0	
JOSEPHINE	2	1	1	0	50.0	0	0	0	4
KLAMATH	1	2	1	0	25.0	0	0	0	4
LAKE	0	0	0	0	0.0	0	0	0	
LANE	1	1	7	0	11.1	1	0	0	10
LINCOLN	2	0	0	0	100.0	0	0	0	2
LINN	2	1	1	0	50.0	0	0	0	4
MALHEUR	0	0	0	0	0.0	0	0	0	
MARION	3	6	6	0	20.0	0	0	0	15
MORROW	0	0	0	0	0.0	0	0	0	
MULTNOMAH	18	10	49	0	23.4	2	2	0	81
Multnomah Central Office	2	2	3	0	28.6	0	0	0	7
Multnomah Centralized Intake	1	1	2	0	25.0	0	1	0	5
Multnomah Clean Court	2	2	29	0	6.1	0	1	0	34
Multnomah DUII Unit	0	0	0	0	0.0	0	0	0	
Multnomah Domestic Violence Unit	0	0	1	0	0.0	0	0	0	1
Multnomah East Office	1	1	2	0	25.0	0	0	0	4
Multnomah Family Services Unit	0	1	1	0	0.0	0	0	0	2
Multnomah Gresham Office	4	0	1	0	80.0	0	0	0	5
Multnomah Low Limited Risk Response Team	6	0	1	0	85.7	1	0	0	8
Multnomah North Office	2	3	5	0	20.0	1	0	0	11
Multnomah West Office	0	0	4	0	0.0	0	0	0	4
POLK	0	0	0	0	0.0	0	0	0	
TILLAMOOK	0	0	0	0	0.0	0	0	0	
UMATILLA	1	0	1	0	50.0	1	0	0	3
UNION	0	0	0	0	0.0	0	0	0	
WASCO	0	0	2	0	0.0	0	0	0	2
WASHINGTON	4	2	6	0	33.3	0	0	0	12
YAMHILL	2	2	2	0	33.3	0	0	0	6
TOTAL	74	47	148	0	27.5	7	4	0	280

Note: Total excludes discharge negative closures. Column totals will not equal the sum of the rows due to sub-categories of Multnomah Data.
Source Data: DOC Research and Evaluation Unit, 06/15/2004

DEPARTMENT OF CORRECTIONS
Offender Status Change Report - July through December 2003
Probation - Medium Initial Risk Score

County	Positive	Negative			Pct. Positive	Neutral		Moved to Outcount	Total
		Inmate	Local Control	Discharge		Closed	Parole		
BAKER	1	0	1	0	50.0	0	0	0	2
BENTON	2	1	0	0	66.7	0	0	0	3
CLACKAMAS	6	2	14	1	26.1	2	1	0	25
CLATSOP	2	0	7	0	22.2	1	0	0	10
COLUMBIA	2	2	3	0	28.6	0	0	0	7
COOS	6	0	0	0	100.0	0	0	0	6
CROOK	2	0	2	0	50.0	0	0	0	4
CURRY	1	0	0	0	100.0	0	0	0	1
DESCHUTES	4	6	10	0	20.0	3	0	0	23
DOUGLAS	11	0	5	0	68.8	1	0	0	17
GILLIAM	0	0	0	0	0.0	0	0	0	
GRANT	2	0	0	0	100.0	0	0	0	2
HARNEY	2	0	1	0	66.7	0	0	0	3
HOOD RIVER	1	0	0	0	100.0	0	0	0	1
JACKSON	18	6	10	0	52.9	2	0	0	36
JEFFERSON	3	1	5	0	33.3	0	0	0	9
JOSEPHINE	7	4	6	0	41.2	0	0	0	17
KLAMATH	8	5	11	0	33.3	1	0	0	25
LAKE	1	0	2	0	33.3	0	0	0	3
LANE	11	8	22	0	26.8	3	0	0	44
LINCOLN	2	1	6	0	22.2	0	0	0	9
LINN	6	9	12	0	22.2	0	0	0	27
MALHEUR	4	0	6	0	40.0	0	0	0	10
MARION	15	8	11	0	44.1	1	0	0	35
MORROW	1	1	1	0	33.3	0	0	0	3
MULTNOMAH	77	24	67	0	45.8	5	1	0	174
Multnomah Central Office	7	2	6	0	46.7	0	0	0	15
Multnomah Centralized Intake	1	3	10	0	7.1	0	0	0	14
Multnomah Clean Court	11	4	19	0	32.4	0	0	0	34
Multnomah DUII Unit	0	0	0	0	0.0	0	0	0	
Multnomah Domestic Violence Unit	1	2	3	0	16.7	0	0	0	6
Multnomah East Office	7	3	10	0	35.0	0	0	0	20
Multnomah Family Services Unit	0	0	2	0	0.0	0	0	0	2
Multnomah Gresham Office	9	2	4	0	60.0	1	1	0	17
Multnomah Low Limited Risk Response Team	30	1	0	0	96.8	2	0	0	33
Multnomah North Office	7	5	9	0	33.3	1	0	0	22
Multnomah West Office	4	2	4	0	40.0	1	0	0	11
POLK	3	0	5	0	37.5	0	0	0	8
SHERMAN	0	0	1	0	0.0	0	0	0	1
TILLAMOOK	0	0	1	0	0.0	0	0	0	1
UMATILLA	6	1	6	0	46.2	1	0	0	14
UNION	3	1	1	0	60.0	1	0	0	6
WALLOWA	0	0	0	0	0.0	0	0	0	
WASCO	0	1	2	0	0.0	0	0	0	3
WASHINGTON	20	6	18	3	42.6	0	0	0	44
WHEELER	0	0	0	0	0.0	0	0	0	
YAMHILL	0	2	5	1	0.0	0	0	0	7
UNASSIGNED	0	0	1	0	0.0	0	0	0	1
TOTAL	304	113	309	5	41.6	26	3	0	755

Note: Total excludes discharge negative closures. Column totals will not equal the sum of the rows due to sub-categories of Multnomah Data.
Source Data: DOC Research and Evaluation Unit, 06/15/2004

DEPARTMENT OF CORRECTIONS
Offender Status Change Report - July through December 2003
Probation – Low Initial Risk Scores

County	Positive	Negative			Pct. Positive	Neutral		Moved to Outcount	Total
		Inmate	Local Control	Discharge		Closed	Parole		
BAKER	7	2	1	0	70.0	2	0	0	12
BENTON	29	3	13	0	64.4	1	0	0	46
CLACKAMAS	97	10	44	8	61.0	8	0	0	159
CLATSOP	16	0	9	0	64.0	0	0	0	25
COLUMBIA	19	2	13	0	55.9	1	0	0	35
COOS	40	1	5	0	87.0	4	0	0	50
CROOK	6	0	5	0	54.5	0	0	0	11
CURRY	24	1	1	1	88.9	0	0	0	26
DESCHUTES	54	14	41	0	49.5	7	0	0	116
DOUGLAS	66	3	19	0	75.0	0	0	0	88
GILLIAM	2	0	1	0	66.7	0	0	0	3
GRANT	5	0	2	0	71.4	0	0	0	7
HARNEY	7	0	0	0	100.0	0	0	0	7
HOOD RIVER	10	0	3	1	71.4	0	0	0	13
JACKSON	146	15	25	1	78.1	11	0	0	197
JEFFERSON	16	1	6	0	69.6	1	0	0	24
JOSEPHINE	55	8	14	0	71.4	5	0	0	82
KLAMATH	43	14	11	0	63.2	3	0	0	71
LAKE	5	1	1	0	71.4	0	0	0	7
LANE	173	22	97	1	59.0	7	1	0	300
LINCOLN	44	4	6	0	81.5	5	0	0	59
LINN	50	11	31	0	54.3	0	1	0	93
MALHEUR	18	3	17	0	47.4	4	0	0	42
MARION	150	42	77	1	55.6	3	1	0	273
MORROW	6	0	3	0	66.7	0	0	0	9
MULTNOMAH	415	34	140	9	69.4	28	3	0	620
Multnomah Central Office	16	2	8	0	61.5	2	0	0	28
Multnomah Centralized Intake	6	3	6	2	35.3	1	0	0	16
Multnomah Clean Court	27	0	48	0	36.0	0	1	0	76
Multnomah DUII Unit	2	1	0	1	50.0	0	0	0	3
Multnomah Domestic Violence Unit	6	9	9	0	25.0	0	1	0	25
Multnomah East Office	11	5	6	1	47.8	2	0	0	24
Multnomah Family Services Unit	9	0	6	0	60.0	1	0	0	16
Multnomah Gresham Office	50	1	19	1	70.4	3	0	0	73
Multnomah Low Limited Risk Response Team	265	6	21	4	89.5	16	0	0	308
Multnomah North Office	16	5	13	0	47.1	3	1	0	38
Multnomah West Office	7	2	4	0	53.8	0	0	0	13
POLK	24	8	16	0	50.0	1	0	0	49
SHERMAN	2	0	1	0	66.7	0	0	0	3
TILLAMOOK	19	3	8	0	63.3	0	0	0	30
UMATILLA	49	8	17	0	66.2	10	0	0	84
UNION	32	0	3	0	91.4	1	0	0	36
WALLOWA	9	0	0	0	100.0	0	0	0	9
WASCO	12	0	8	0	60.0	1	0	0	21
WASHINGTON	154	14	56	13	65.0	6	0	0	230
WHEELER	2	0	1	0	66.7	0	0	0	3
YAMHILL	29	6	29	1	44.6	1	0	0	65
UNASSIGNED	0	1	2	0	0.0	0	0	0	3
TOTAL	2,250	265	866	45	65.7	138	9	0	3,528

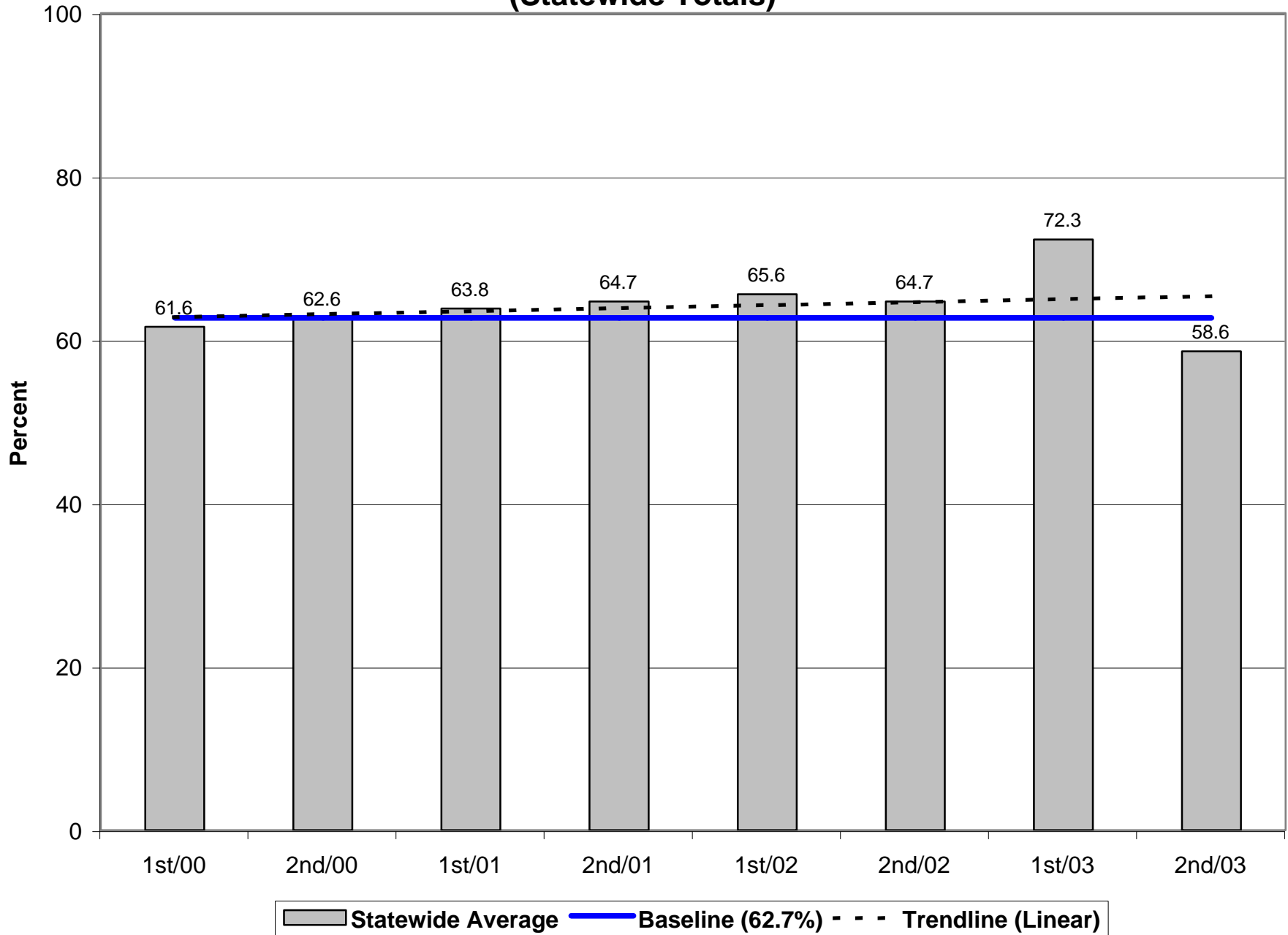
Note: Total excludes discharge negative closures. Column totals will not equal the sum of the rows due to sub-categories of Multnomah Data.
Source Data: DOC Research and Evaluation Unit, 06/15/2004

DEPARTMENT OF CORRECTIONS
Offender Status Change Report - July through December 2003
Probation - No Initial Risk Score

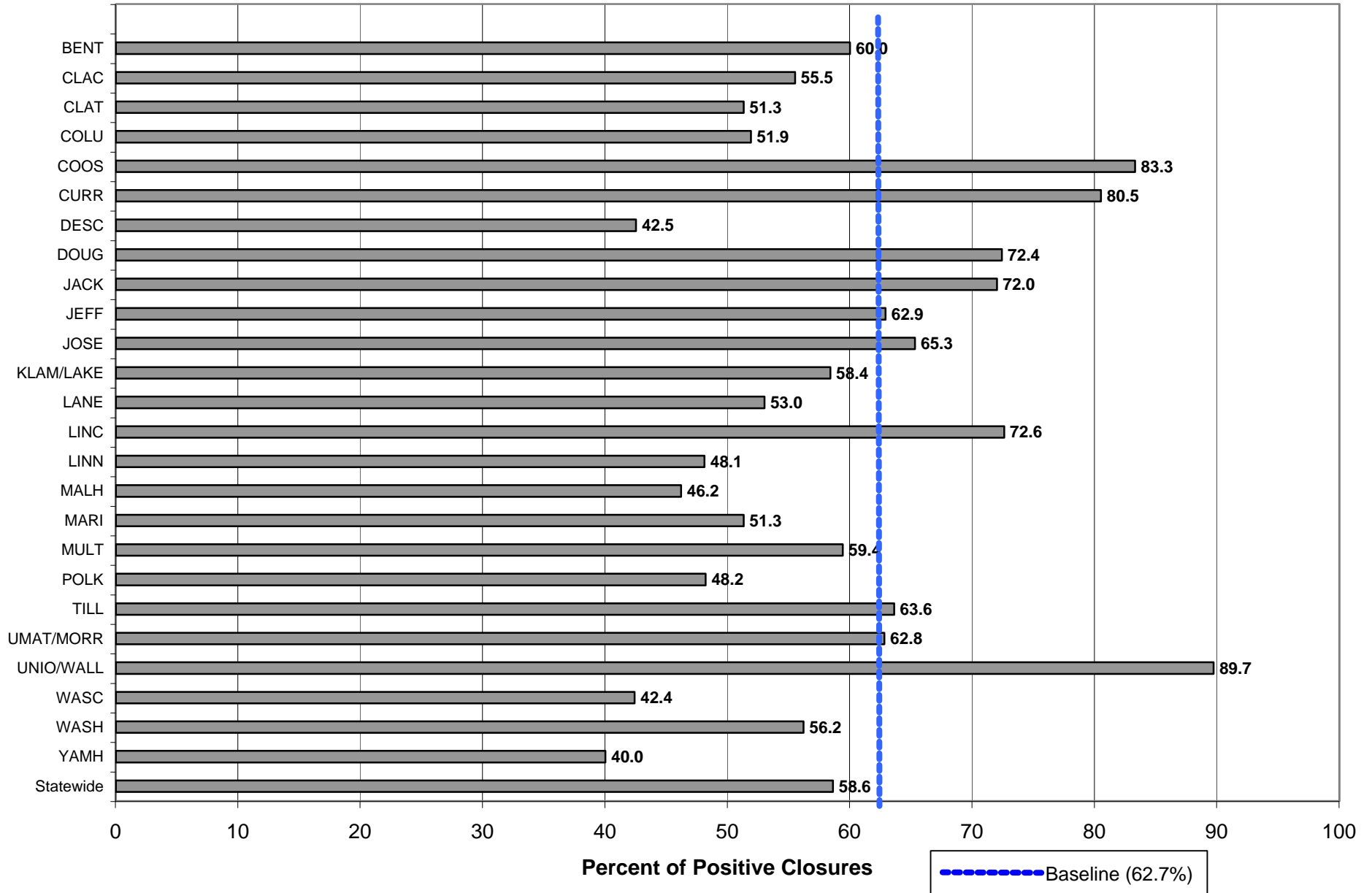
County	Positive	Negative			Pct. Positive	Neutral		Moved to Outcount	Total
		Inmate	Local Control	Discharge		Closed	Parole		
BAKER	0	0	0	0	0.0	0	0	0	
BENTON	2	3	2	0	28.6	0	0	0	7
COMPACT	0	0	0	0	0.0	1	0	0	1
CLACKAMAS	12	4	5	0	57.1	0	0	0	21
CLATSOP	1	1	2	0	25.0	0	0	0	4
COLUMBIA	5	2	1	0	62.5	0	0	0	8
COOS	8	1	4	0	61.5	2	0	0	15
CROOK	2	0	1	0	66.7	0	0	0	3
CURRY	5	2	1	0	62.5	1	0	0	9
DESCHUTES	4	2	4	0	40.0	0	0	0	10
DOUGLAS	15	2	6	0	65.2	0	1	0	24
GILLIAM	0	0	0	0	0.0	0	0	0	
GRANT	0	0	0	0	0.0	1	0	0	1
HARNEY	2	0	0	0	100.0	0	0	0	2
HOOD RIVER	2	0	0	0	100.0	0	0	0	2
JACKSON	41	4	7	0	78.8	2	1	0	55
JEFFERSON	3	0	0	0	100.0	0	0	0	3
JOSEPHINE	0	0	0	0	0.0	0	0	0	
KLAMATH	14	2	2	0	77.8	3	0	0	21
LAKE	1	0	0	0	100.0	0	0	0	1
LANE	24	7	20	0	47.1	0	0	0	51
LINCOLN	5	0	3	0	62.5	1	0	0	9
LINN	5	0	3	0	62.5	0	0	0	8
MALHEUR	2	0	2	0	50.0	0	0	0	4
MARION	11	8	11	0	36.7	2	0	0	32
MORROW	0	0	0	0	0.0	0	0	0	
MULTNOMAH	38	7	35	0	47.5	3	1	0	84
Multnomah Central Office	6	0	1	0	85.7	0	0	0	7
Multnomah Centralized Intake	4	1	3	0	50.0	0	0	0	8
Multnomah Clean Court	1	1	10	0	8.3	1	0	0	13
Multnomah DUII Unit	0	0	0	0	0.0	0	0	0	
Multnomah Domestic Violence Unit	0	0	2	0	0.0	0	0	0	2
Multnomah East Office	2	2	7	0	18.2	0	0	0	11
Multnomah Family Services Unit	0	0	0	0	0.0	0	0	0	
Multnomah Gresham Office	6	1	1	0	75.0	0	0	0	8
Multnomah Low Limited Risk Response Team	14	1	0	0	93.3	1	0	0	16
Multnomah North Office	3	1	10	0	21.4	1	1	0	16
Multnomah Southeast	0	0	0	0	0.0	0	0	0	
Multnomah West Office	2	0	1	0	66.7	0	0	0	3
POLK	0	0	0	0	0.0	0	0	0	
SHERMAN	0	0	0	0	0.0	0	0	0	
TILLAMOOK	2	0	0	0	100.0	0	0	0	2
UMATILLA	3	1	0	0	75.0	0	0	0	4
UNION	0	0	0	0	0.0	0	0	0	
WALLOWA	0	0	0	0	0.0	0	0	0	
WASCO	2	0	5	1	25.0	0	0	0	7
WASHINGTON	25	9	28	3	38.5	2	1	0	65
WHEELER	0	0	0	0	0.0	0	0	0	
YAMHILL	5	2	4	0	45.5	0	0	0	11
UNASSIGNED	0	1	1	0	0.0	0	0	0	2
TOTAL	277	65	182	4	52.5	21	5	0	550

Note: Total excludes discharge negative closures. Column totals will not equal the sum of the rows due to sub-categories of Multnomah Data.
Source Data: DOC Research and Evaluation Unit, 06/15/2004

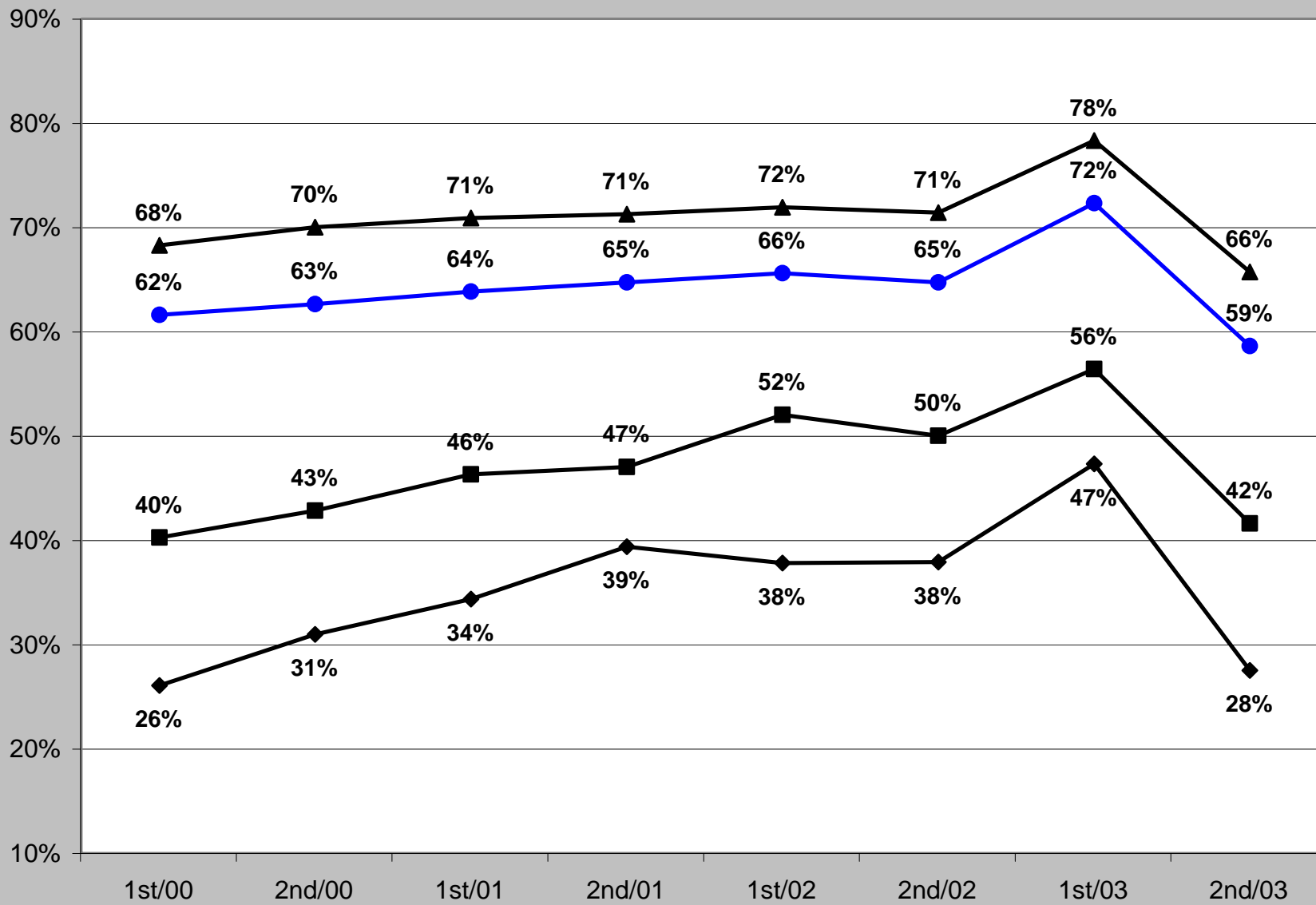
Probation Positive Case Closures through 2nd Half 2003 (Statewide Totals)



Probation Positive Case Closures by County for 2nd Half 2003 (Number of Closures >30)



Probation Positive Case Closures by Risk Level Statewide Totals through 2nd Half 2003



◆ High

■ Medium

▲ Low/Limited

● Total

DEPARTMENT OF CORRECTIONS
Offender Status Change Report - July through December 2003
Parole and Post Prison Supervision - All Initial Risk Scores

County	Positive	Negative			Pct. Positive	Neutral		Moved to Outcount	Total
		Inmate	Local Control	Discharge		Closed	Parole		
BAKER	0	4	0	0	0.0	0	57	0	61
BENTON	15	5	6	0	57.7	0	112	0	138
COMPACT	0	0	0	0	0.0	0	0	0	
CLACKAMAS	83	17	27	0	65.4	3	512	0	642
CLATSOP	15	7	10	0	46.9	1	152	0	185
COLUMBIA	13	8	11	0	40.6	1	128	0	161
COOS	35	5	5	0	77.8	1	165	0	211
CROOK	10	1	1	1	76.9	1	71	0	84
CURRY	10	4	0	1	66.7	0	47	0	61
DESCHUTES	47	26	34	0	43.9	4	365	0	476
DOUGLAS	53	10	11	0	71.6	3	330	0	407
GILLIAM	1	0	0	0	100.0	0	5	0	6
GRANT	3	0	0	0	100.0	0	10	0	13
HARNEY	1	3	0	0	25.0	0	36	0	40
HOOD RIVER	3	1	0	0	75.0	1	26	0	31
JACKSON	64	21	32	0	54.7	12	378	0	507
JEFFERSON	10	1	3	0	71.4	0	80	0	94
JOSEPHINE	46	17	12	0	61.3	6	328	0	409
KLAMATH	25	5	6	0	69.4	0	220	0	256
LAKE	5	1	0	0	83.3	0	17	0	23
LANE	136	47	77	0	52.3	2	1,111	0	1,373
LINCOLN	23	9	10	0	54.8	0	148	0	190
LINN	54	27	28	1	49.1	1	433	0	543
MALHEUR	20	6	8	1	57.1	1	130	0	165
MARION	159	105	46	0	51.3	4	1,314	0	1,628
MORROW	1	1	3	0	20.0	0	21	0	26
MULTNOMAH	432	127	257	4	52.7	27	2,600	0	3,443
Multnomah CCC Parole Transition Project	0	0	0	0	0.0	0	0	0	
Multnomah Central Office	68	24	39	1	51.5	2	272	0	405
Multnomah Centralized Intake	18	14	14	0	39.1	1	562	0	609
Multnomah Clean Court	0	0	17	0	0.0	1	12	0	30
Multnomah DUII Unit	5	0	4	0	55.6	2	21	0	32
Multnomah Domestic Violence Unit	11	4	9	1	44.0	0	89	0	113
Multnomah East Office	46	14	33	1	48.9	2	251	0	346
Multnomah Family Services Unit	6	0	5	0	54.5	0	22	0	33
Multnomah Gresham Office	92	8	28	0	71.9	3	264	0	395
Multnomah Low Limited Risk Response Team	49	2	2	0	92.5	4	223	0	280
Multnomah North Office	74	39	69	0	40.7	6	576	0	764
Multnomah Southeast	0	0	0	0	0.0	0	0	0	
Multnomah West Office	63	22	37	1	51.2	6	308	0	436
POLK	22	6	8	0	61.1	2	125	0	163
SHERMAN	2	0	0	0	100.0	0	7	0	9
TILLAMOOK	13	2	4	0	68.4	1	85	0	105
UMATILLA	27	10	11	0	56.3	1	182	0	231
UNION	7	4	0	0	63.6	0	74	0	85
WALLOWA	0	0	1	0	0.0	0	10	0	11
WASCO	11	4	3	0	61.1	1	70	0	89
WASHINGTON	115	40	58	4	53.0	5	887	0	1,105
WHEELER	0	0	0	0	0.0	1	1	0	2
YAMHILL	35	6	15	0	62.5	1	197	0	254
UNASSIGNED	1	1	0	0	50.0	0	3	0	5
TOTAL	1,929	658	944	16	54.4	107	13,037	0	16,675

Note: Total excludes discharge negative closures. Column totals will not equal the sum of the rows due to sub-categories of Multnomah Data.
Source Data: DOC Research and Evaluation Unit, 06/15/2004

DEPARTMENT OF CORRECTIONS
Offender Status Change Report - July through December 2003
Parole and Post Prison Supervision - High Initial Risk Score

County	Positive	Negative			Pct. Positive	Neutral		Moved to Outcount	Total
		Inmate	Local Control	Discharge		Closed	Parole		
BAKER	0	3	0	0	0.0	0	6	0	9
BENTON	2	0	1	0	66.7	0	21	0	24
CLACKAMAS	10	5	8	0	43.5	0	64	0	87
CLATSOP	3	0	3	0	50.0	0	11	0	17
COLUMBIA	1	1	0	0	50.0	0	12	0	14
COOS	5	2	1	0	62.5	0	17	0	25
CROOK	2	0	0	0	100.0	0	8	0	10
CURRY	0	1	0	0	0.0	0	2	0	3
DESCHUTES	7	4	8	0	36.8	1	57	0	77
DOUGLAS	9	5	2	0	56.3	0	46	0	62
GILLIAM	0	0	0	0	0.0	0	1	0	1
GRANT	0	0	0	0	0.0	0	0	0	
HARNEY	0	1	0	0	0.0	0	1	0	2
HOOD RIVER	0	0	0	0	0.0	0	3	0	3
JACKSON	9	5	10	0	37.5	1	54	0	79
JEFFERSON	1	0	0	0	100.0	0	2	0	3
JOSEPHINE	9	8	4	0	42.9	1	49	0	71
KLAMATH	2	0	3	0	40.0	0	33	0	38
LAKE	0	0	0	0	0.0	0	0	0	
LANE	15	7	22	0	34.1	0	146	0	190
LINCOLN	3	0	0	0	100.0	0	13	0	16
LINN	15	10	10	0	42.9	0	74	0	109
MALHEUR	1	1	1	0	33.3	0	7	0	10
MARION	26	31	9	0	39.4	1	215	0	282
MORROW	0	0	0	0	0.0	0	3	0	3
MULTNOMAH	74	29	63	0	44.6	4	489	0	659
Multnomah Central Office	16	3	9	0	57.1	1	56	0	85
Multnomah Centralized Intake	2	4	3	0	22.2	1	141	0	151
Multnomah Clean Court	0	0	5	0	0.0	0	5	0	10
Multnomah DUII Unit	0	0	1	0	0.0	0	6	0	7
Multnomah Domestic Violence Unit	2	1	1	0	50.0	0	8	0	12
Multnomah East Office	7	2	5	0	50.0	1	41	0	56
Multnomah Family Services Unit	0	0	1	0	0.0	0	4	0	5
Multnomah Gresham Office	9	1	5	0	60.0	0	22	0	37
Multnomah Low Limited Risk Response Team	5	0	0	0	100.0	1	28	0	34
Multnomah North Office	14	8	22	0	31.8	0	123	0	167
Multnomah West Office	19	10	11	0	47.5	0	55	0	95
POLK	1	0	1	0	50.0	0	13	0	15
SHERMAN	0	0	0	0	0.0	0	3	0	3
TILLAMOOK	0	0	1	0	0.0	0	1	0	2
UMATILLA	5	3	1	0	55.6	0	17	0	26
UNION	1	0	0	0	100.0	0	5	0	6
WALLOWA	0	0	0	0	0.0	0	0	0	
WASCO	2	2	0	0	50.0	0	9	0	13
WASHINGTON	27	13	17	2	45.8	0	125	0	182
WHEELER	0	0	0	0	0.0	0	1	0	1
YAMHILL	7	1	7	0	46.7	0	30	0	45
TOTAL	311	161	235	2	43.9	12	2,027	0	2,746

Note: Total excludes discharge negative closures. Column totals will not equal the sum of the rows due to sub-categories of Multnomah Data.
Source Data: DOC Research and Evaluation Unit, 06/15/2004

DEPARTMENT OF CORRECTIONS
Offender Status Change Report - July through December 2003
Parole and Post Prison Supervision - Medium Initial Risk Score

County	Positive	Negative			Pct. Positive	Neutral		Moved to Outcount	Total
		Inmate	Local Control	Discharge		Closed	Parole		
BAKER	0	0	0	0	0.0	0	11	0	11
BENTON	2	1	1	0	50.0	0	19	0	23
CLACKAMAS	17	4	6	0	63.0	1	110	0	138
CLATSOP	5	3	3	0	45.5	0	35	0	46
COLUMBIA	4	3	3	0	40.0	0	25	0	35
COOS	10	1	1	0	83.3	0	49	0	61
CROOK	1	0	0	0	100.0	1	18	0	20
CURRY	4	1	0	0	80.0	0	9	0	14
DESCHUTES	12	9	10	0	38.7	2	92	0	125
DOUGLAS	10	1	1	0	83.3	1	67	0	80
GILLIAM	0	0	0	0	0.0	0	1	0	1
GRANT	0	0	0	0	0.0	0	0	0	0
HARNEY	0	0	0	0	0.0	0	6	0	6
HOOD RIVER	0	0	0	0	0.0	0	1	0	1
JACKSON	14	1	6	0	66.7	4	81	0	106
JEFFERSON	4	0	1	0	80.0	0	18	0	23
JOSEPHINE	9	3	4	0	56.3	0	98	0	114
KLAMATH	5	3	1	0	55.6	0	52	0	61
LAKE	1	0	0	0	100.0	0	2	0	3
LANE	38	13	13	0	59.4	0	262	0	326
LINCOLN	2	4	5	0	18.2	0	37	0	48
LINN	19	6	9	0	55.9	1	123	0	158
MALHEUR	5	2	2	1	50.0	1	17	0	27
MARION	37	26	14	0	48.1	2	337	0	416
MORROW	0	0	1	0	0.0	0	4	0	5
MULTNOMAH	101	37	71	1	48.1	6	687	0	902
Multnomah Central Office	13	10	16	0	33.3	0	73	0	112
Multnomah Centralized Intake	2	4	4	0	20.0	0	175	0	185
Multnomah Clean Court	0	0	6	0	0.0	1	2	0	9
Multnomah DUII Unit	2	0	2	0	50.0	0	11	0	15
Multnomah Domestic Violence Unit	3	0	1	0	75.0	0	18	0	22
Multnomah East Office	14	2	8	0	58.3	0	59	0	83
Multnomah Family Services Unit	3	0	0	0	100.0	0	3	0	6
Multnomah Gresham Office	22	2	10	0	64.7	1	57	0	92
Multnomah Low Limited Risk Response Team	13	1	1	0	86.7	0	62	0	77
Multnomah North Office	20	12	15	0	42.6	1	154	0	202
Multnomah Southeast	0	0	0	0	0.0	0	0	0	0
Multnomah West Office	9	6	8	1	37.5	3	73	0	99
POLK	3	0	3	0	50.0	0	22	0	28
SHERMAN	0	0	0	0	0.0	0	0	0	0
TILLAMOOK	2	2	0	0	50.0	0	14	0	18
UMATILLA	4	3	1	0	50.0	0	38	0	46
UNION	3	2	0	0	60.0	0	16	0	21
WALLOWA	0	0	1	0	0.0	0	3	0	4
WASCO	2	1	1	0	50.0	1	16	0	21
WASHINGTON	23	8	11	0	54.8	1	176	0	219
WHEELER	0	0	0	0	0.0	1	0	0	1
YAMHILL	4	3	1	0	50.0	1	40	0	49
TOTAL	442	174	241	3	51.4	29	3,173	0	4,059

Note: Total excludes discharge negative closures. Column totals will not equal the sum of the rows due to sub-categories of Multnomah Data.
Source Data: DOC Research and Evaluation Unit, 06/15/2004

DEPARTMENT OF CORRECTIONS
Offender Status Change Report - July through December 2003
Parole and Post Prison Supervision - Low Initial Risk Score

County	Positive	Negative			Pct. Positive	Neutral		Moved to Outcount	Total
		Inmate	Local Control	Discharge		Closed	Parole		
BAKER	0	0	0	0	0.0	0	23	0	23
BENTON	4	1	1	0	66.7	0	31	0	37
CLACKAMAS	20	4	4	0	71.4	2	175	0	205
CLATSOP	5	0	2	0	71.4	0	61	0	68
COLUMBIA	5	3	0	0	62.5	1	35	0	44
COOS	8	2	0	0	80.0	1	44	0	55
CROOK	0	1	0	0	0.0	0	15	0	16
CURRY	2	0	0	0	100.0	0	18	0	20
DESCHUTES	17	2	3	0	77.3	0	107	0	129
DOUGLAS	10	1	2	0	76.9	2	91	0	106
GILLIAM	0	0	0	0	0.0	0	2	0	2
GRANT	1	0	0	0	100.0	0	2	0	3
HARNEY	0	0	0	0	0.0	0	9	0	9
HOOD RIVER	1	1	0	0	50.0	1	13	0	16
JACKSON	12	3	4	0	63.2	5	126	0	150
JEFFERSON	3	1	0	0	75.0	0	34	0	38
JOSEPHINE	16	3	2	0	76.2	4	112	0	137
KLAMATH	7	2	1	0	70.0	0	64	0	74
LAKE	2	0	0	0	100.0	0	4	0	6
LANE	33	3	11	0	70.2	0	331	0	378
LINCOLN	12	2	1	0	80.0	0	50	0	65
LINN	14	4	4	1	60.9	0	156	0	178
MALHEUR	7	2	0	0	77.8	0	65	0	74
MARION	33	12	4	0	67.3	0	433	0	482
MORROW	0	0	0	0	0.0	0	8	0	8
MULTNOMAH	108	18	32	0	68.4	10	818	0	986
Multnomah Central Office	19	1	5	0	76.0	1	83	0	109
Multnomah Centralized Intake	0	2	2	0	0.0	0	153	0	157
Multnomah Clean Court	0	0	0	0	0.0	0	0	0	0
Multnomah DUII Unit	2	0	0	0	100.0	1	3	0	6
Multnomah Domestic Violence Unit	2	2	3	0	28.6	0	21	0	28
Multnomah East Office	10	1	4	0	66.7	1	85	0	101
Multnomah Family Services Unit	2	0	1	0	66.7	0	4	0	7
Multnomah Gresham Office	29	2	3	0	85.3	2	113	0	149
Multnomah Low Limited Risk Response Team	19	1	1	0	90.5	2	86	0	109
Multnomah North Office	15	8	9	0	46.9	1	155	0	188
Multnomah West Office	10	1	4	0	66.7	2	115	0	132
POLK	4	1	2	0	57.1	2	53	0	62
SHERMAN	1	0	0	0	100.0	0	3	0	4
TILLAMOOK	6	0	2	0	75.0	1	32	0	41
UMATILLA	9	1	2	0	75.0	1	60	0	73
UNION	1	0	0	0	100.0	0	36	0	37
WALLOWA	0	0	0	0	0.0	0	2	0	2
WASCO	1	1	0	0	50.0	0	21	0	23
WASHINGTON	17	3	3	0	73.9	3	286	0	312
YAMHILL	10	1	1	0	83.3	0	56	0	68
UNASSIGNED	1	1	0	0	50.0	0	0	0	2
TOTAL	478	91	113	1	70.0	43	4,194	0	4,919

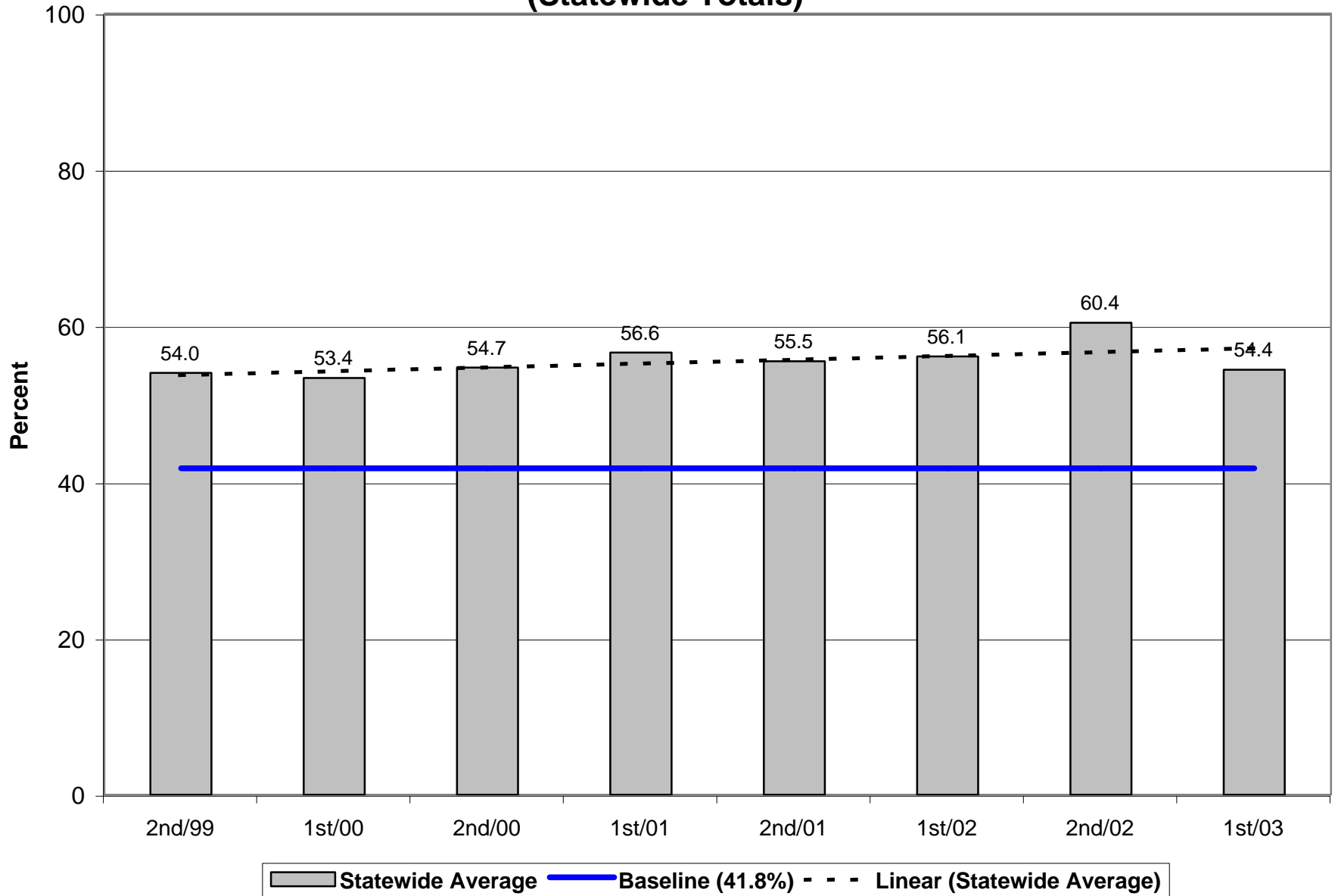
Note: Total excludes discharge negative closures. Column totals will not equal the sum of the rows due to sub-categories of Multnomah Data.
Source Data: DOC Research and Evaluation Unit, 06/15/2004

DEPARTMENT OF CORRECTIONS
Offender Status Change Report - July through December 2003
Parole and Post Prison Supervision - No Initial Risk Score

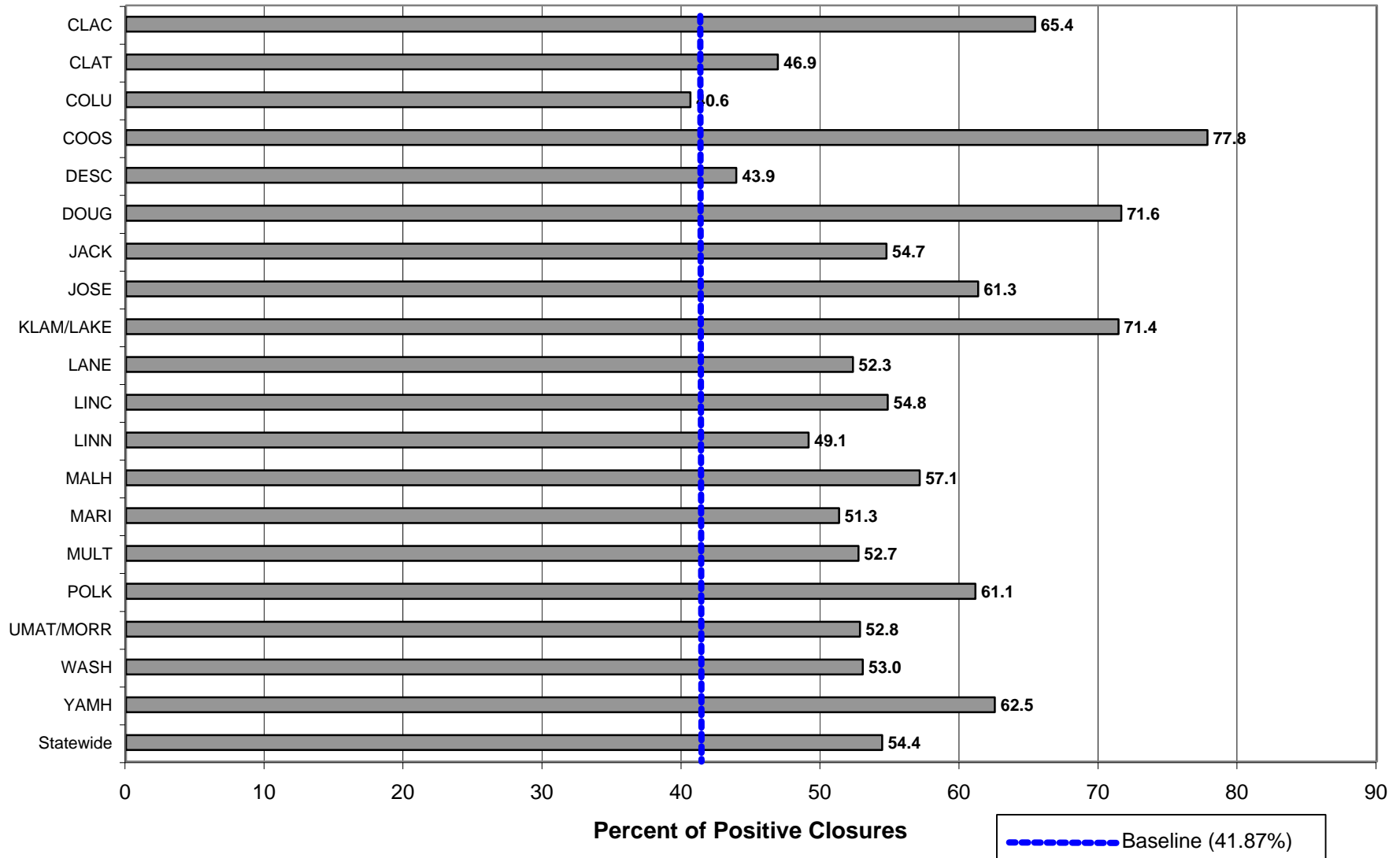
County	Positive	Negative			Pct. Positive	Neutral		Moved to Outcount	Total
		Inmate	Local Control	Discharge		Closed	Parole		
BAKER	0	1	0	0	0.0	0	17	0	18
BENTON	7	3	3	0	53.8	0	41	0	54
COMPACT	0	0	0	0	0.0	0	0	0	
CLACKAMAS	36	4	9	0	73.5	0	163	0	212
CLATSOP	2	4	2	0	25.0	1	45	0	54
COLUMBIA	3	1	8	0	25.0	0	56	0	68
COOS	12	0	3	0	80.0	0	55	0	70
CROOK	7	0	1	1	77.8	0	30	0	38
CURRY	4	2	0	1	57.1	0	18	0	24
DESCHUTES	11	11	13	0	31.4	1	109	0	145
DOUGLAS	24	3	6	0	72.7	0	126	0	159
GILLIAM	1	0	0	0	100.0	0	1	0	2
GRANT	2	0	0	0	100.0	0	8	0	10
HARNEY	1	2	0	0	33.3	0	20	0	23
HOOD RIVER	2	0	0	0	100.0	0	9	0	11
JACKSON	29	12	12	0	54.7	2	117	0	172
JEFFERSON	2	0	2	0	50.0	0	26	0	30
JOSEPHINE	12	3	2	0	70.6	1	69	0	87
KLAMATH	11	0	1	0	91.7	0	71	0	83
LAKE	2	1	0	0	66.7	0	11	0	14
LANE	50	24	31	0	47.6	2	372	0	479
LINCOLN	6	3	4	0	46.2	0	48	0	61
LINN	6	7	5	0	33.3	0	80	0	98
MALHEUR	7	1	5	0	53.8	0	41	0	54
MARION	63	36	19	0	53.4	1	329	0	448
MORROW	1	1	2	0	25.0	0	6	0	10
MULTNOMAH	149	43	91	3	52.1	7	606	0	896
Multnomah CCC Parole Transition Project	0	0	0	0	0.0	0	0	0	
Multnomah Central Office	20	10	9	1	50.0	0	60	0	99
Multnomah Centralized Intake	14	4	5	0	60.9	0	93	0	116
Multnomah Clean Court	0	0	6	0	0.0	0	5	0	11
Multnomah DUII Unit	1	0	1	0	50.0	1	1	0	4
Multnomah Domestic Violence Unit	4	1	4	1	40.0	0	42	0	51
Multnomah East Office	15	9	16	1	36.6	0	66	0	106
Multnomah Family Services Unit	1	0	3	0	25.0	0	11	0	15
Multnomah Gresham Office	32	3	10	0	71.1	0	72	0	117
Multnomah Low Limited Risk Response Team	12	0	0	0	100.0	1	47	0	60
Multnomah North Office	25	11	23	0	42.4	4	144	0	207
Multnomah Southeast	0	0	0	0	0.0	0	0	0	
Multnomah West Office	25	5	14	0	56.8	1	65	0	110
POLK	14	5	2	0	66.7	0	37	0	58
SHERMAN	1	0	0	0	100.0	0	1	0	2
TILLAMOOK	5	0	1	0	83.3	0	38	0	44
UMATILLA	9	3	7	0	47.4	0	67	0	86
UNION	2	2	0	0	50.0	0	17	0	21
WALLOWA	0	0	0	0	0.0	0	5	0	5
WASCO	6	0	2	0	75.0	0	24	0	32
WASHINGTON	48	16	27	2	51.6	1	300	0	392
YAMHILL	14	1	6	0	66.7	0	71	0	92
UNASSIGNED	0	0	0	0	0.0	0	3	0	3
TOTAL	698	232	355	10	53.9	23	3,643	0	4,951

Note: Total excludes discharge negative closures. Column totals will not equal the sum of the rows due to sub-categories of Multnomah Data.
Source Data: DOC Research and Evaluation Unit, 06/15/2004

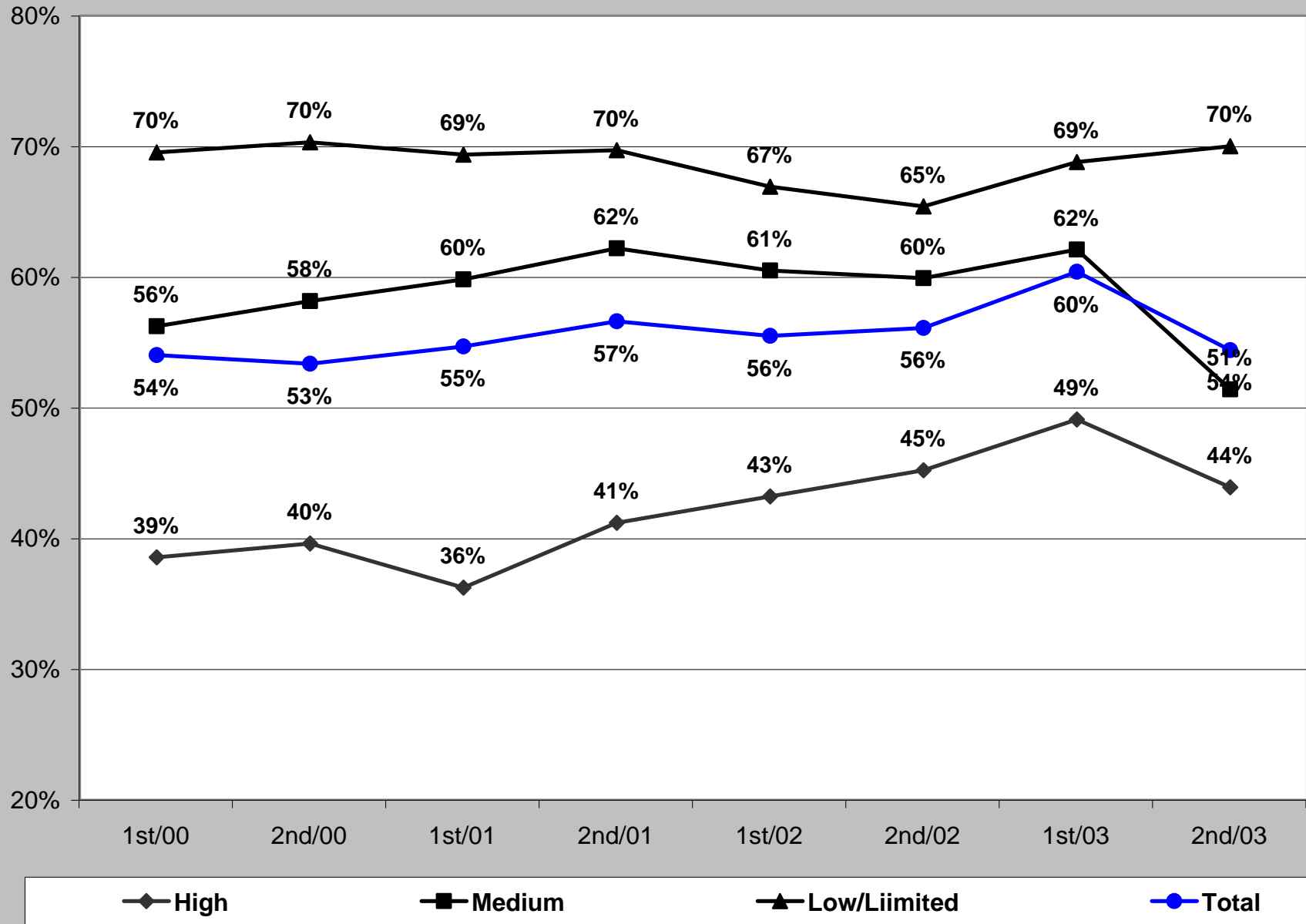
Parole/Post-Prison Supervision Positive Case Closures through 2nd Half 2003 (Statewide Totals)



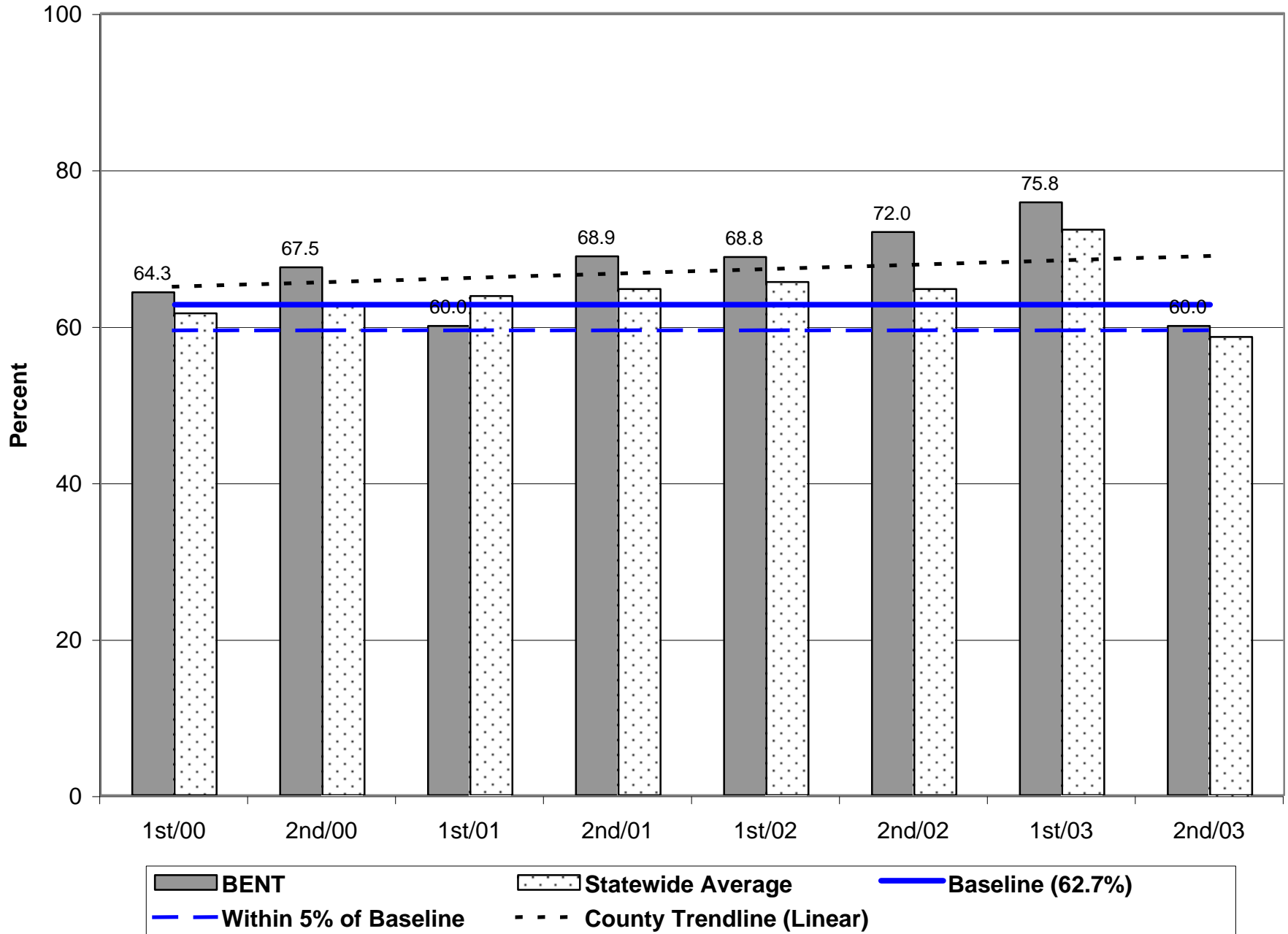
**Parole/Post-Prison Supervision Positive Case Closures by County
for 2nd Half 2003
(Number of Closures >30)**



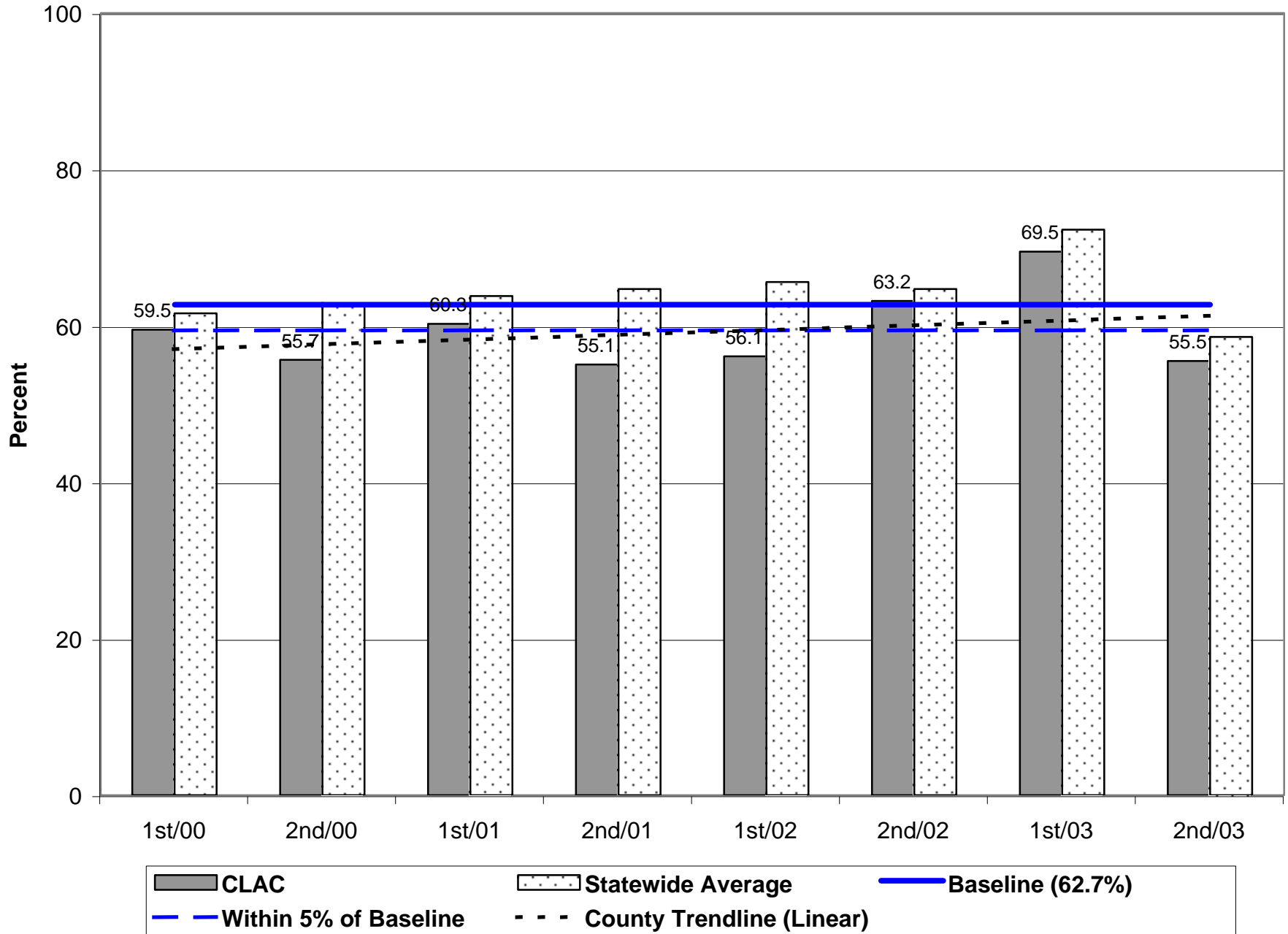
Parole/Post-Prison Supervision Positive Case Closures by Risk Level Statewide Totals through 2nd Half 2003



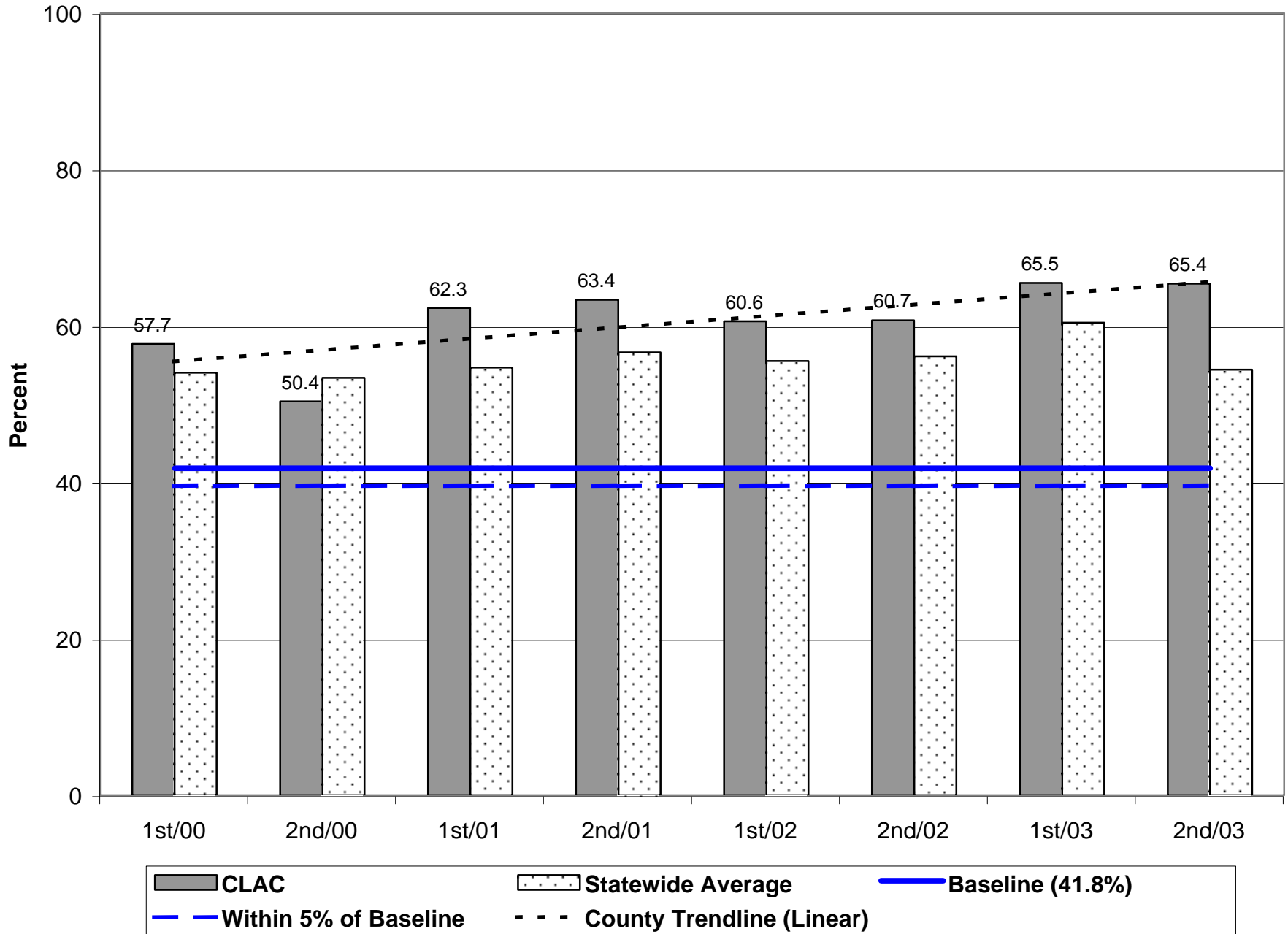
Probation Positive Case Closures - 2nd Half 2003



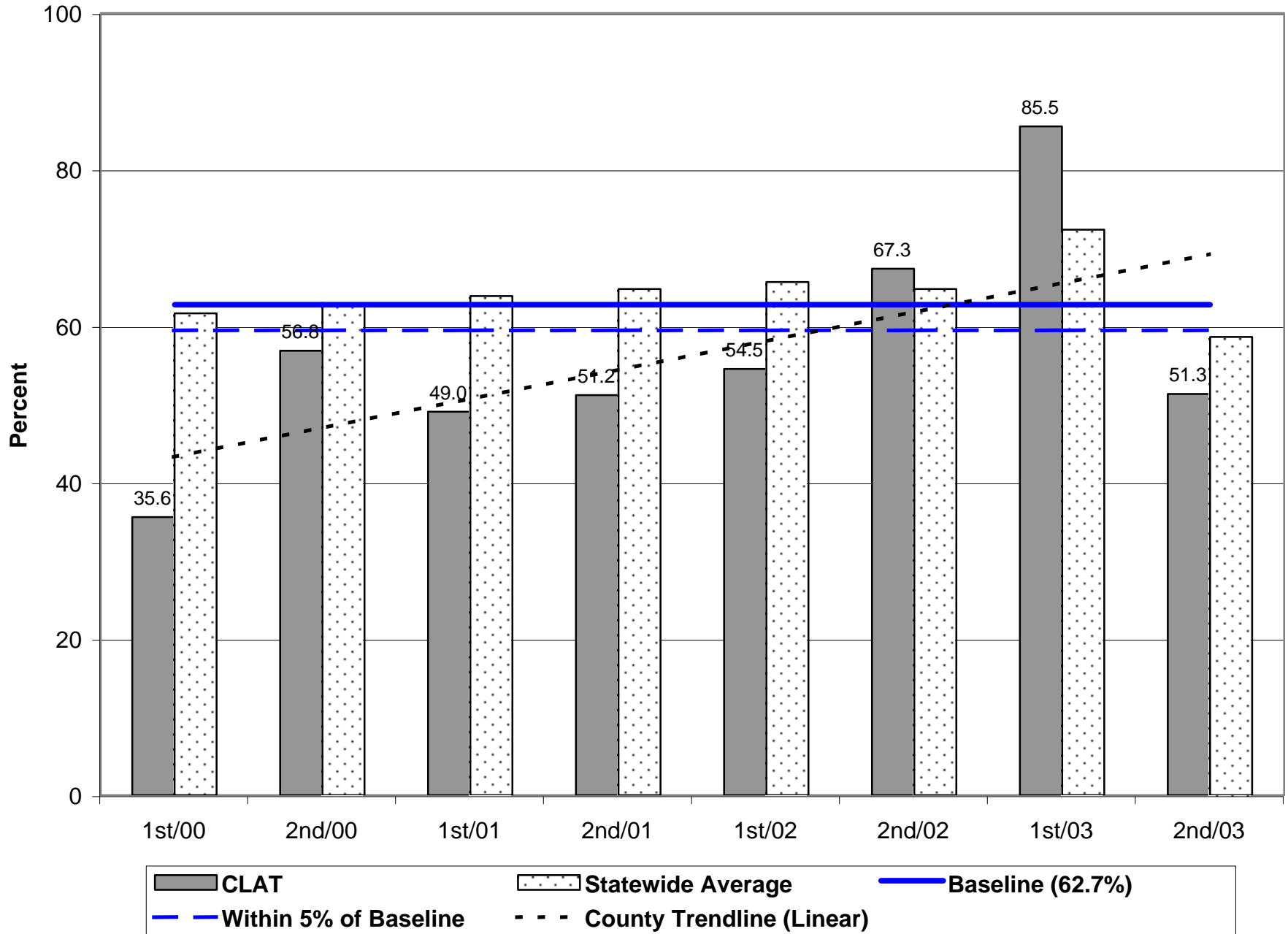
Probation Positive Case Closures - 2nd Half 2003



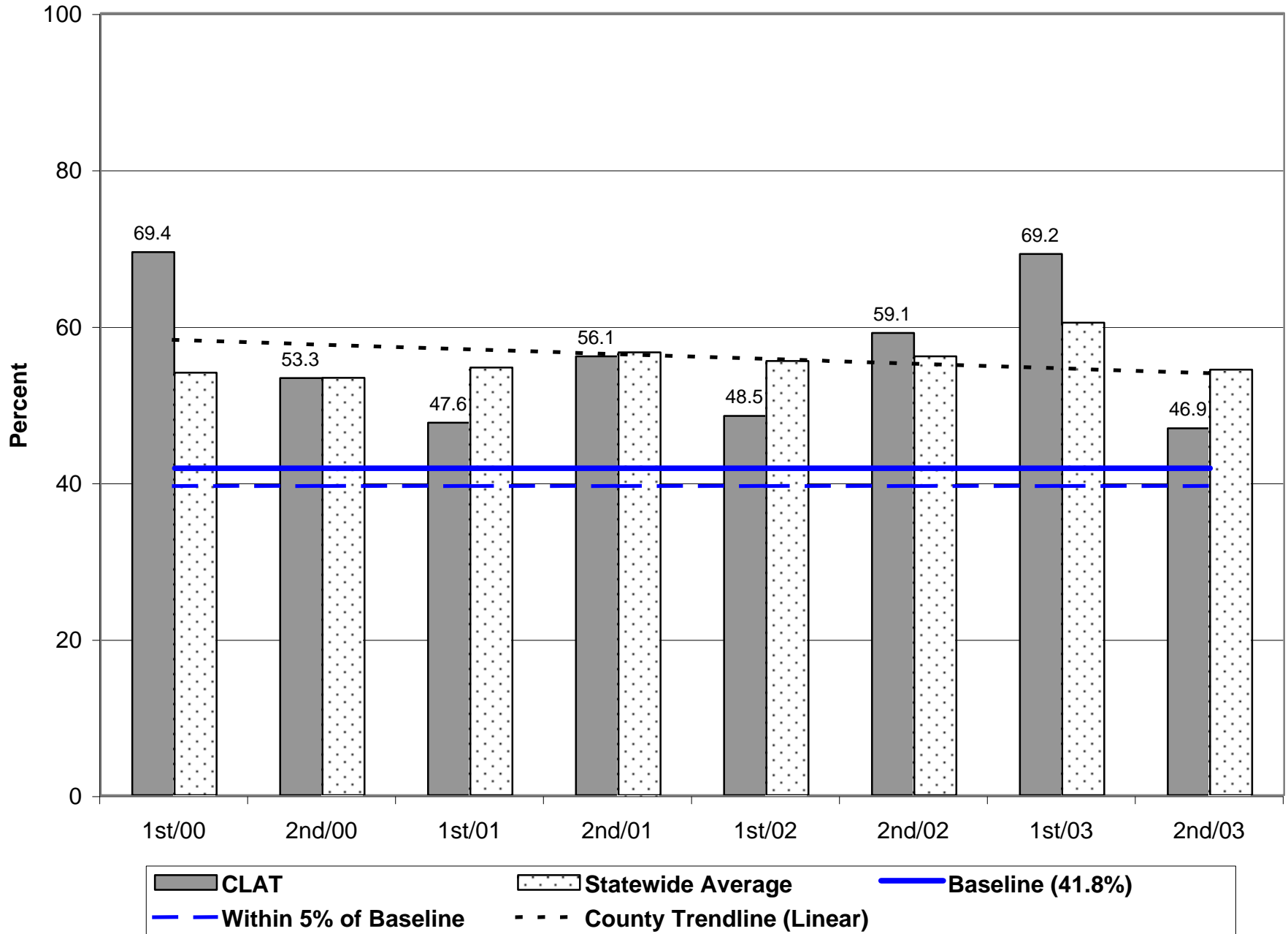
Parole/Post-Prison Supervision Positive Case Closures - 2nd Half 2003



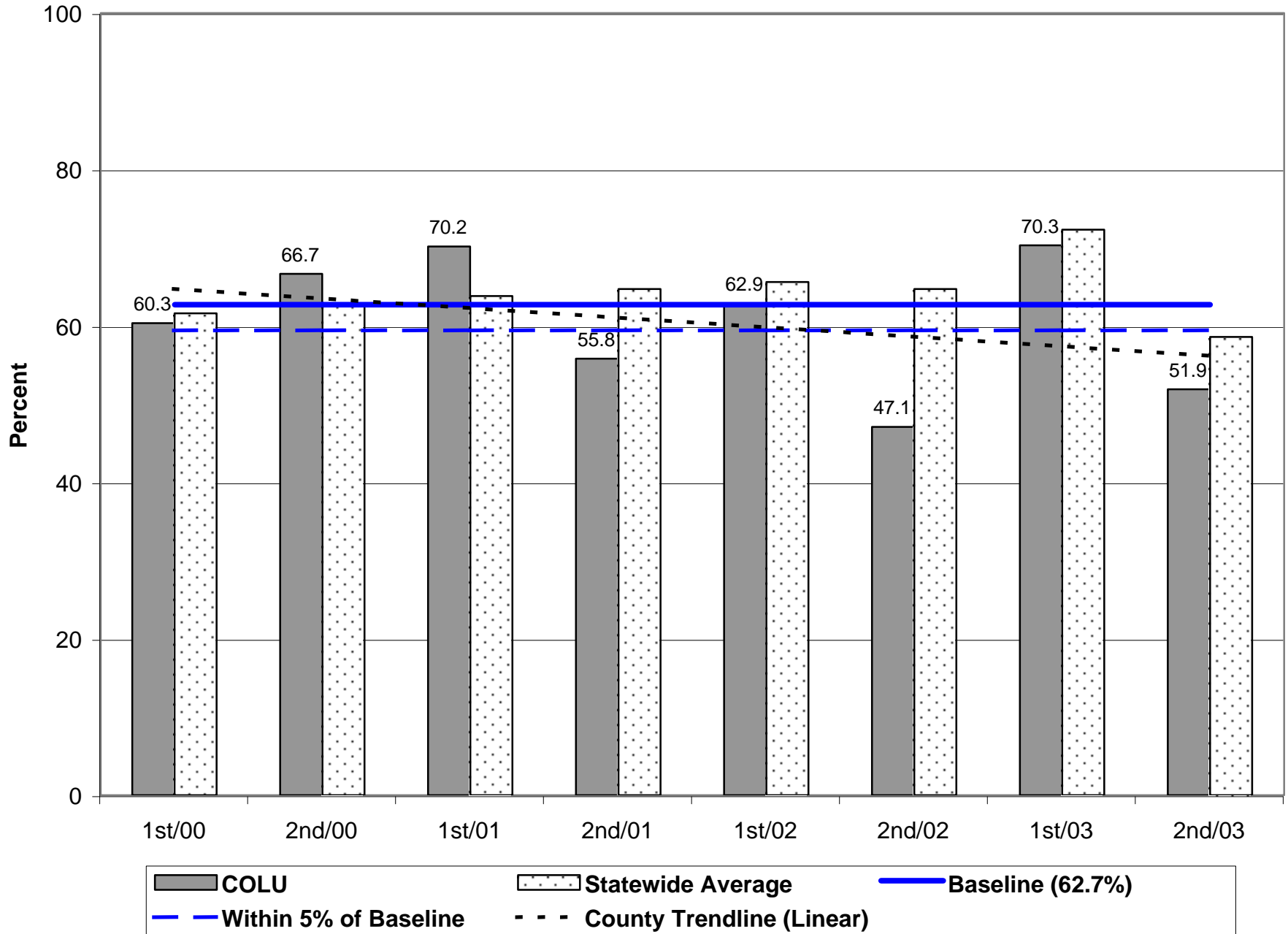
Probation Positive Case Closures - 2nd Half 2003



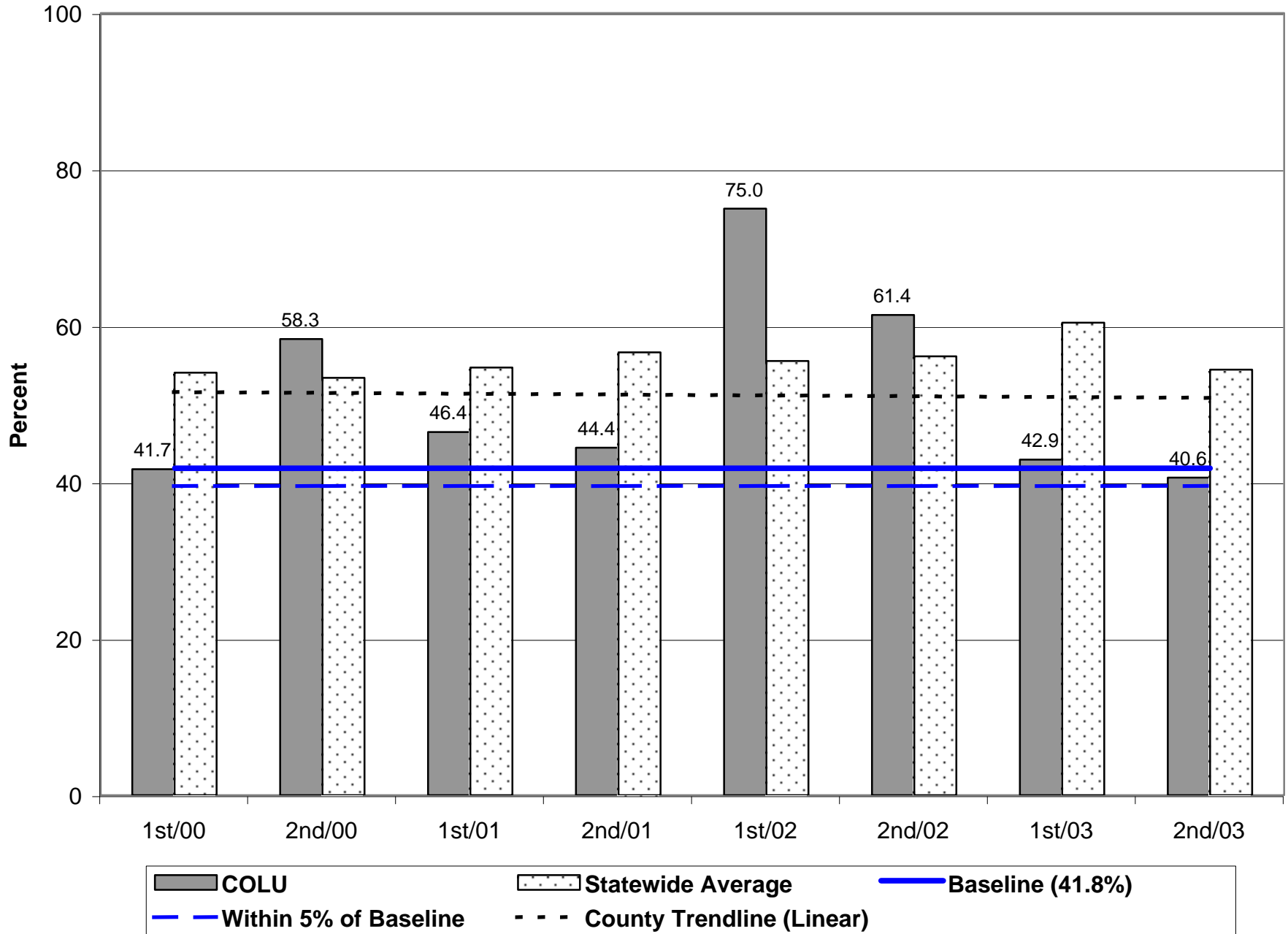
Parole/Post-Prison Supervision Positive Case Closures - 2nd Half 2003



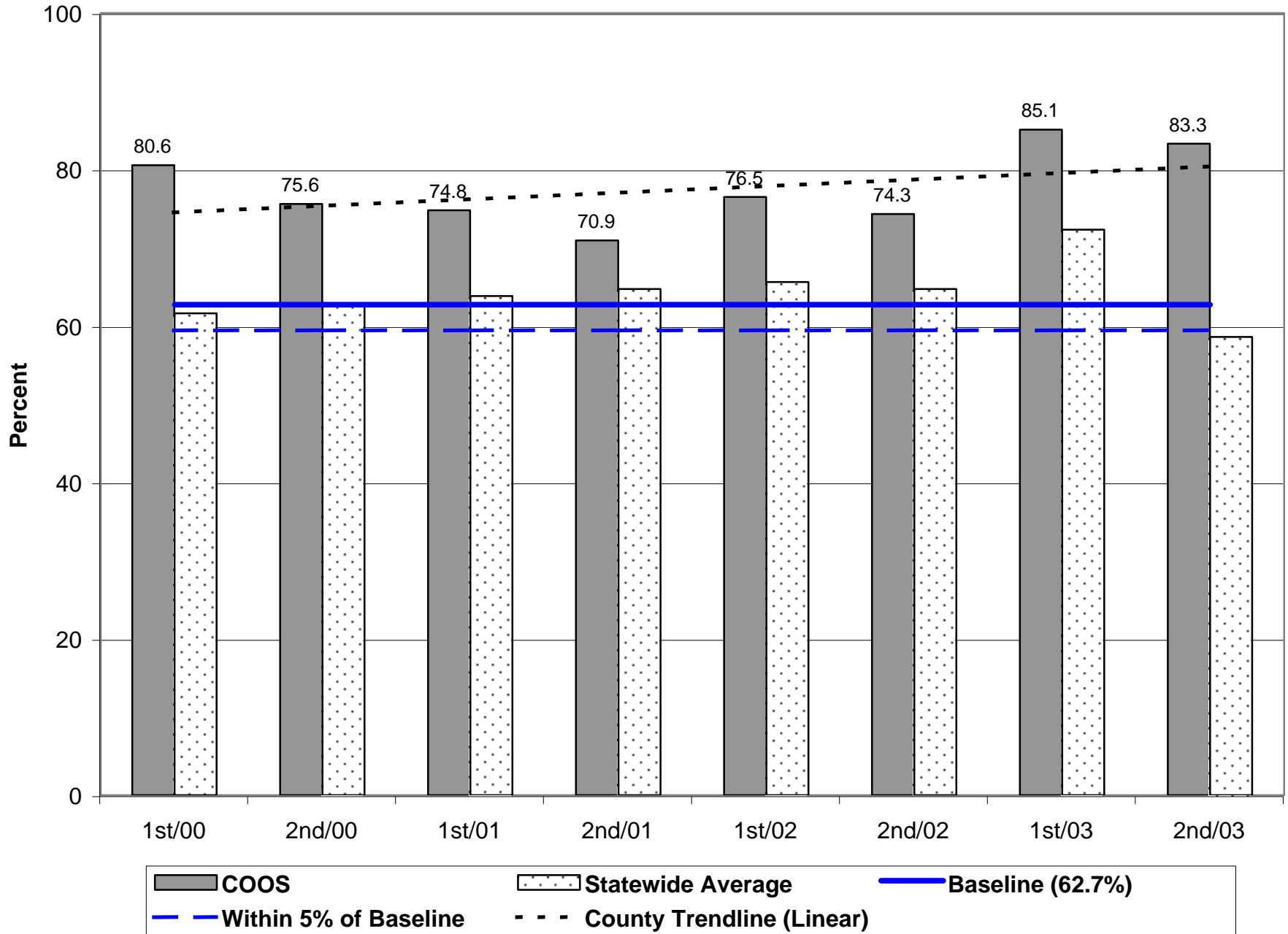
Probation Positive Case Closures - 2nd Half 2003



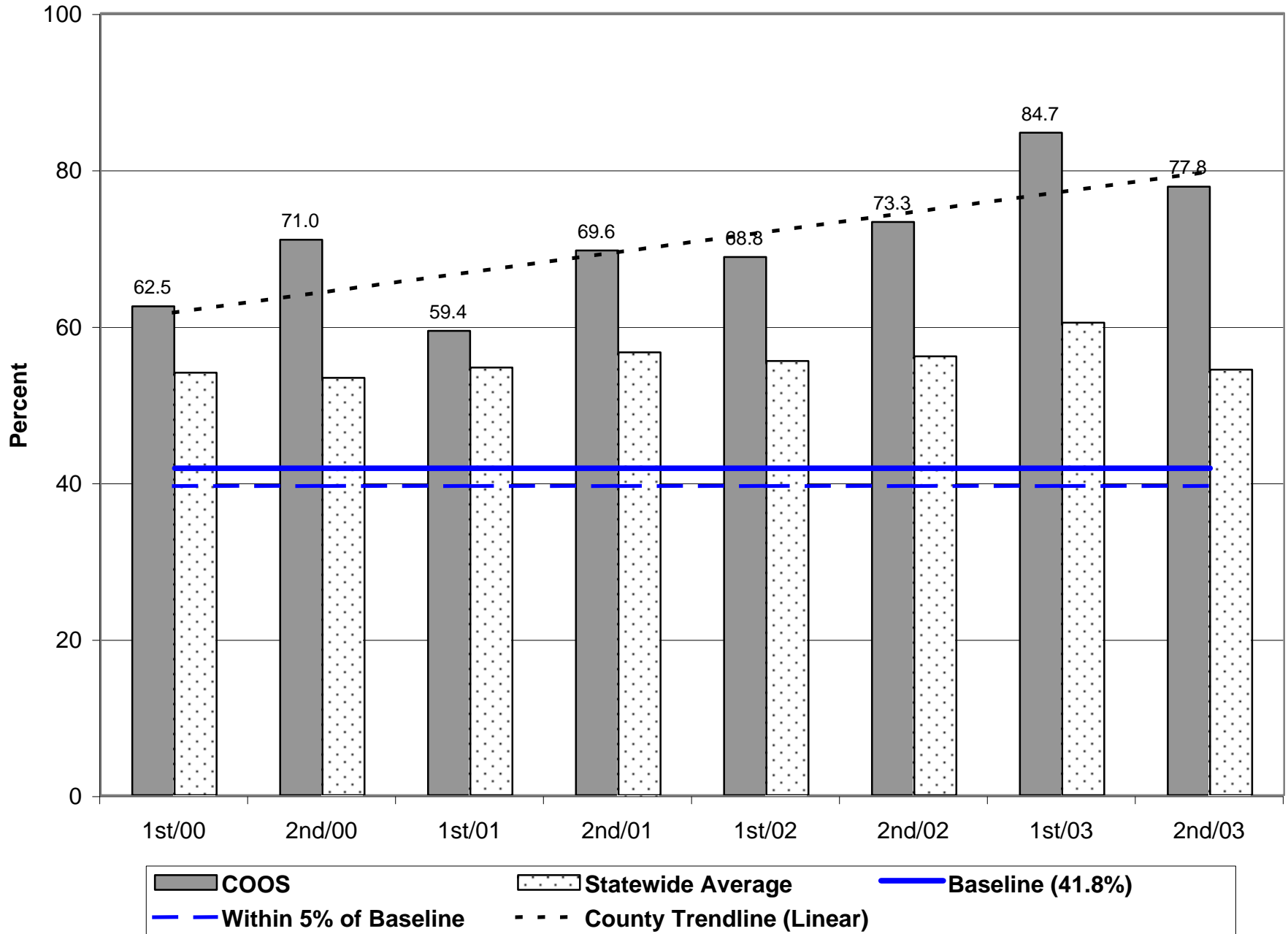
Parole/Post-Prison Supervision Positive Case Closures - 2nd Half 2003



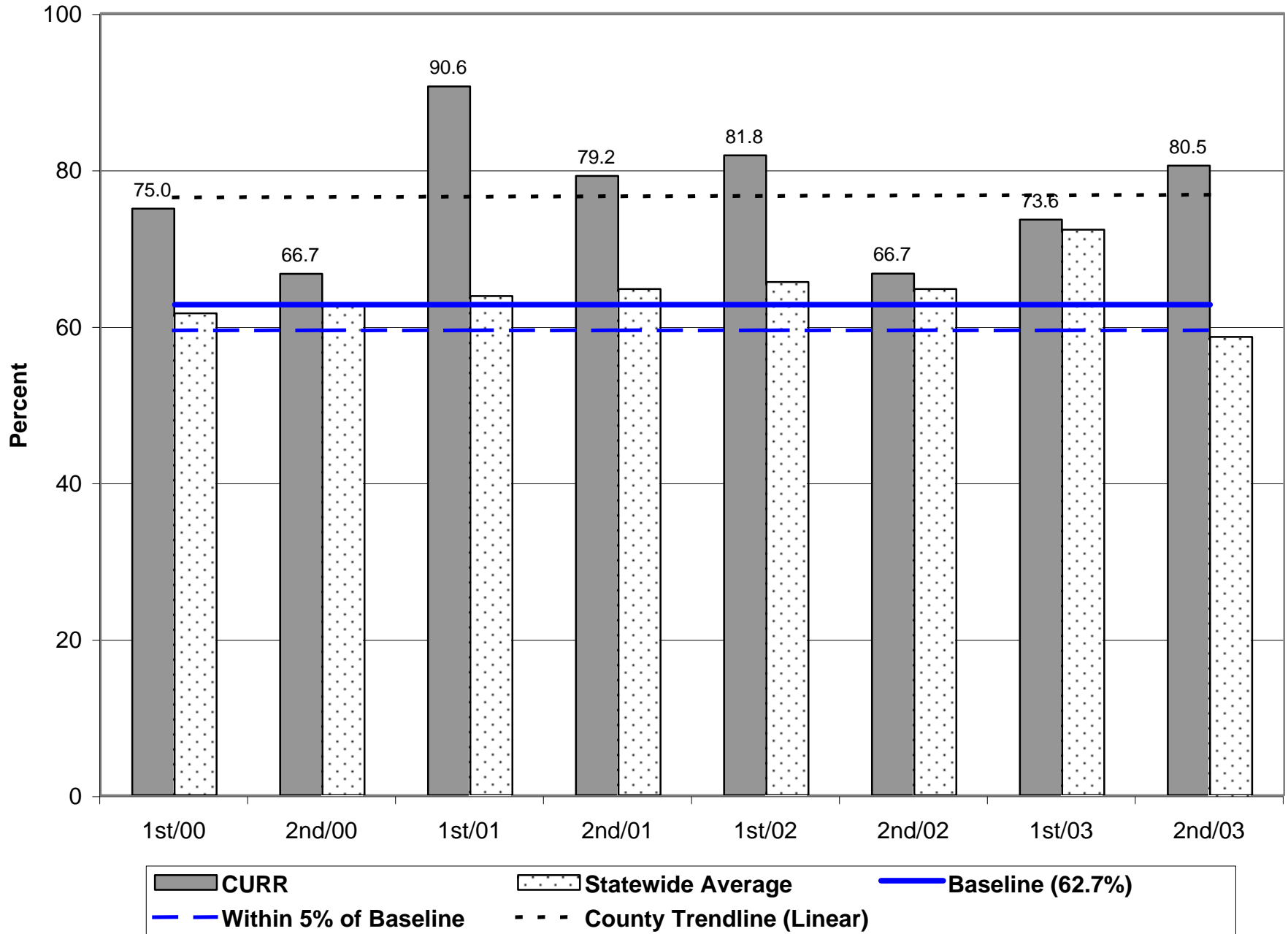
Probation Positive Case Closures - 2nd Half 2003



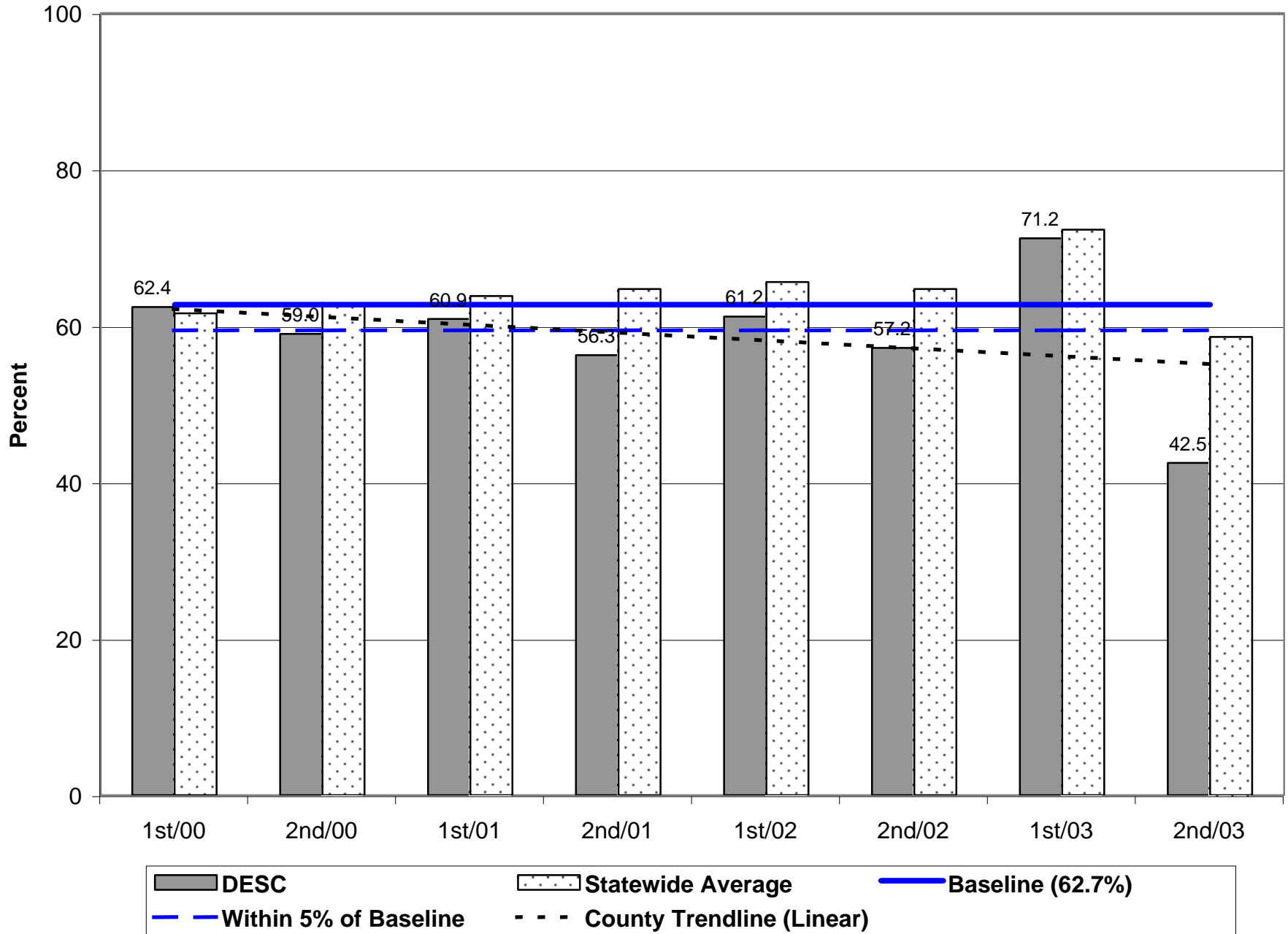
Parole/Post-Prison Supervision Positive Case Closures - 2nd Half 2003



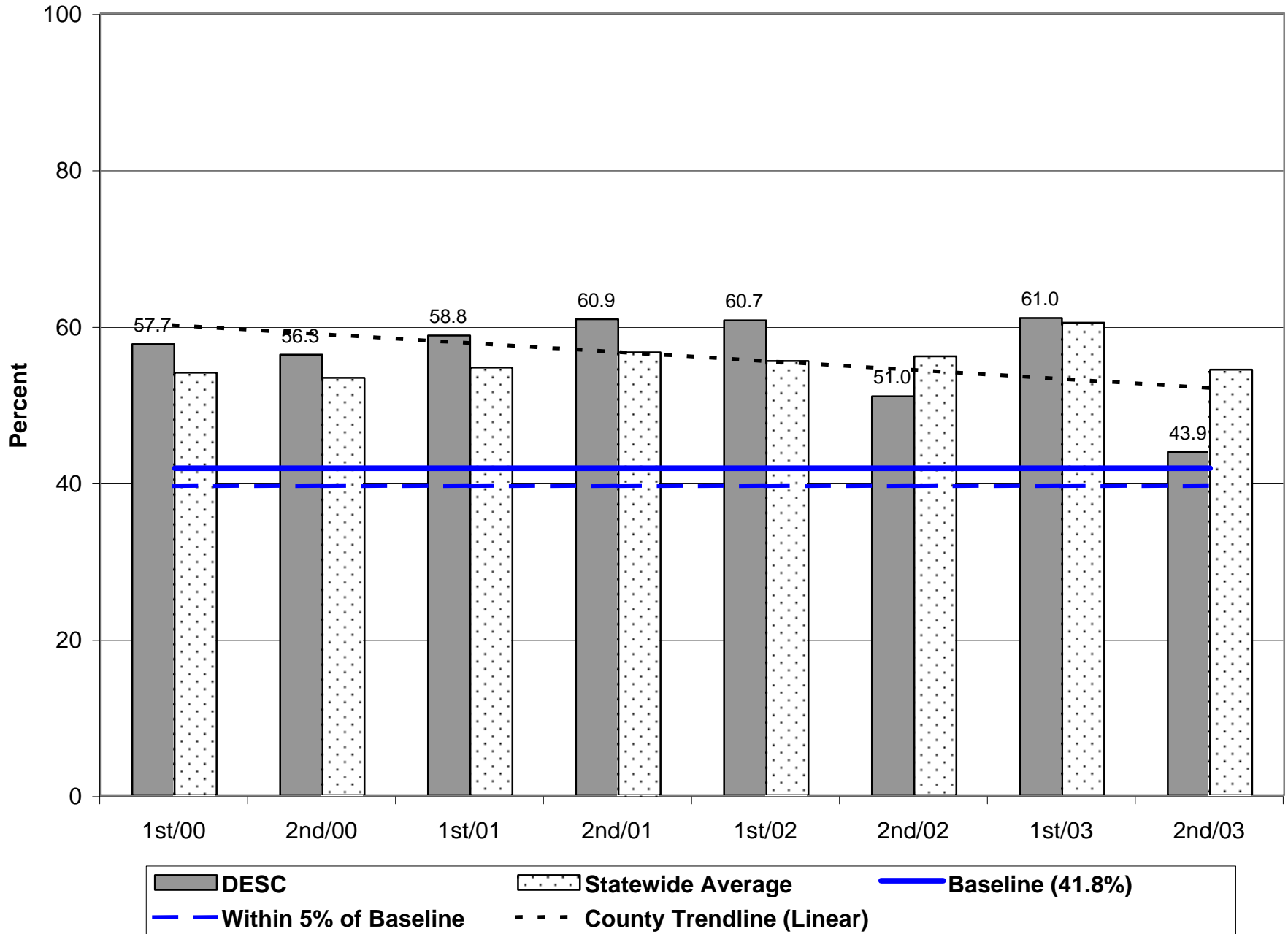
Probation Positive Case Closures - 2nd Half 2003



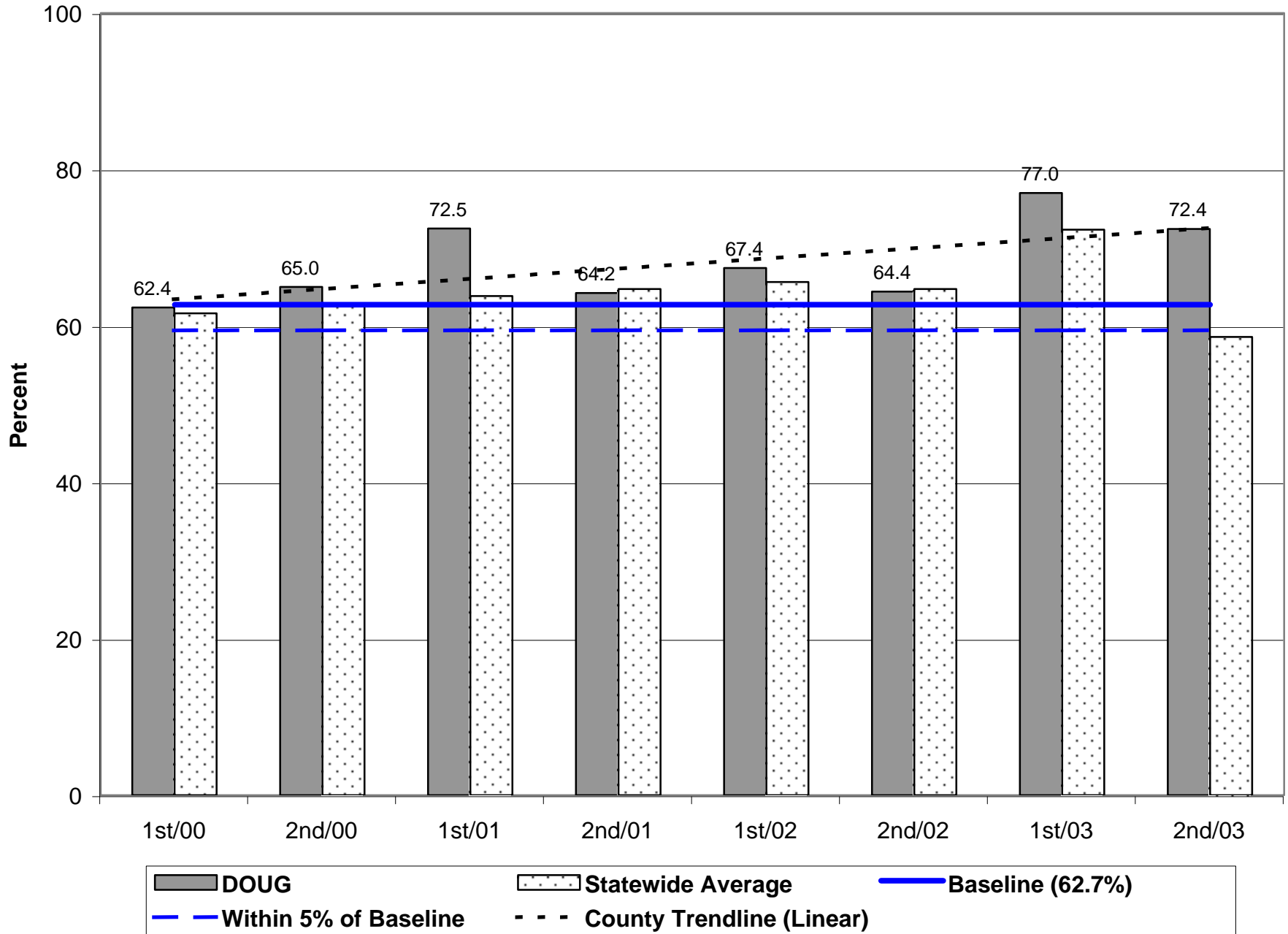
Probation Positive Case Closures - 2nd Half 2003



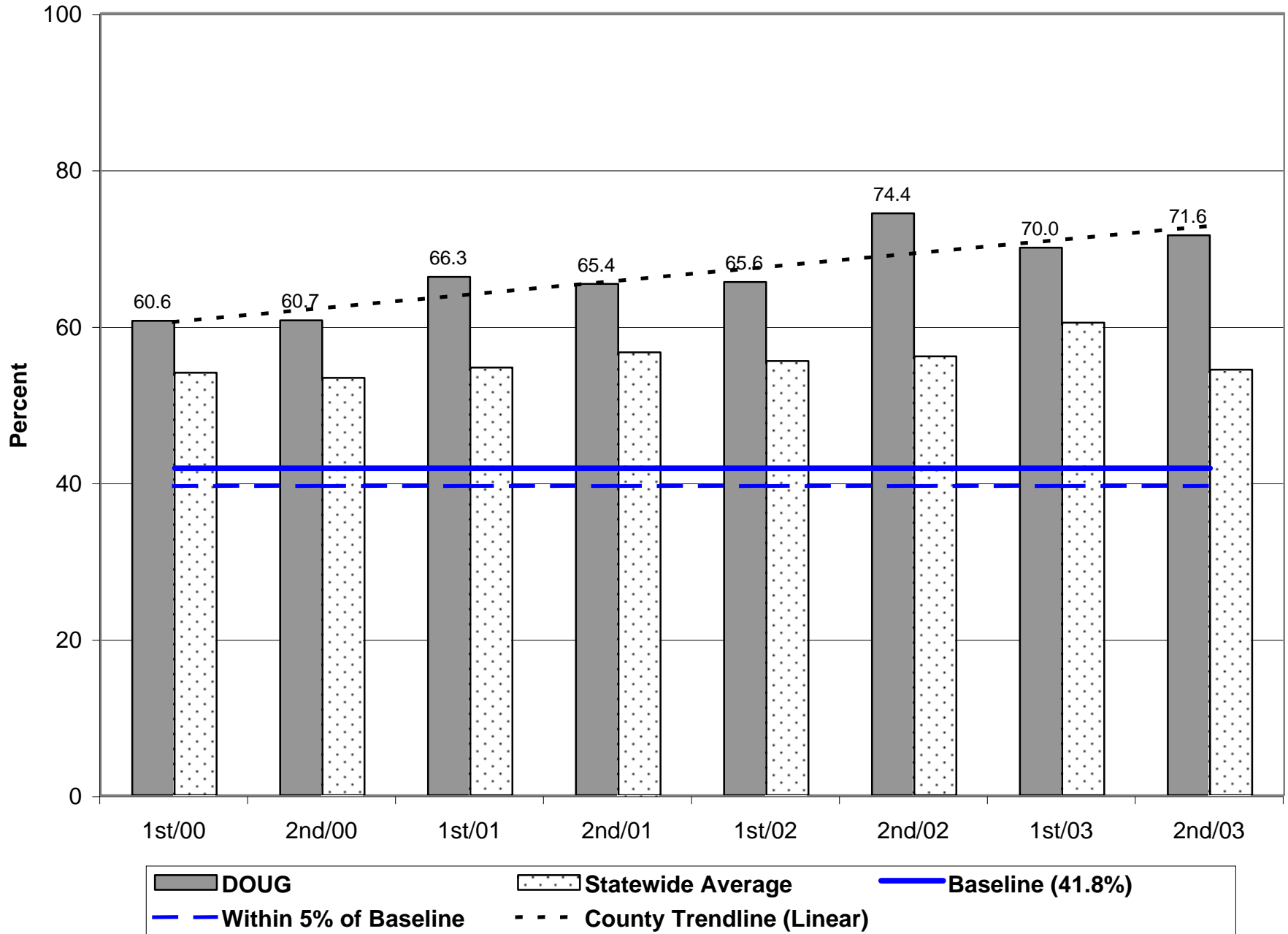
Parole/Post-Prison Supervision Positive Case Closures - 2nd Half 2003



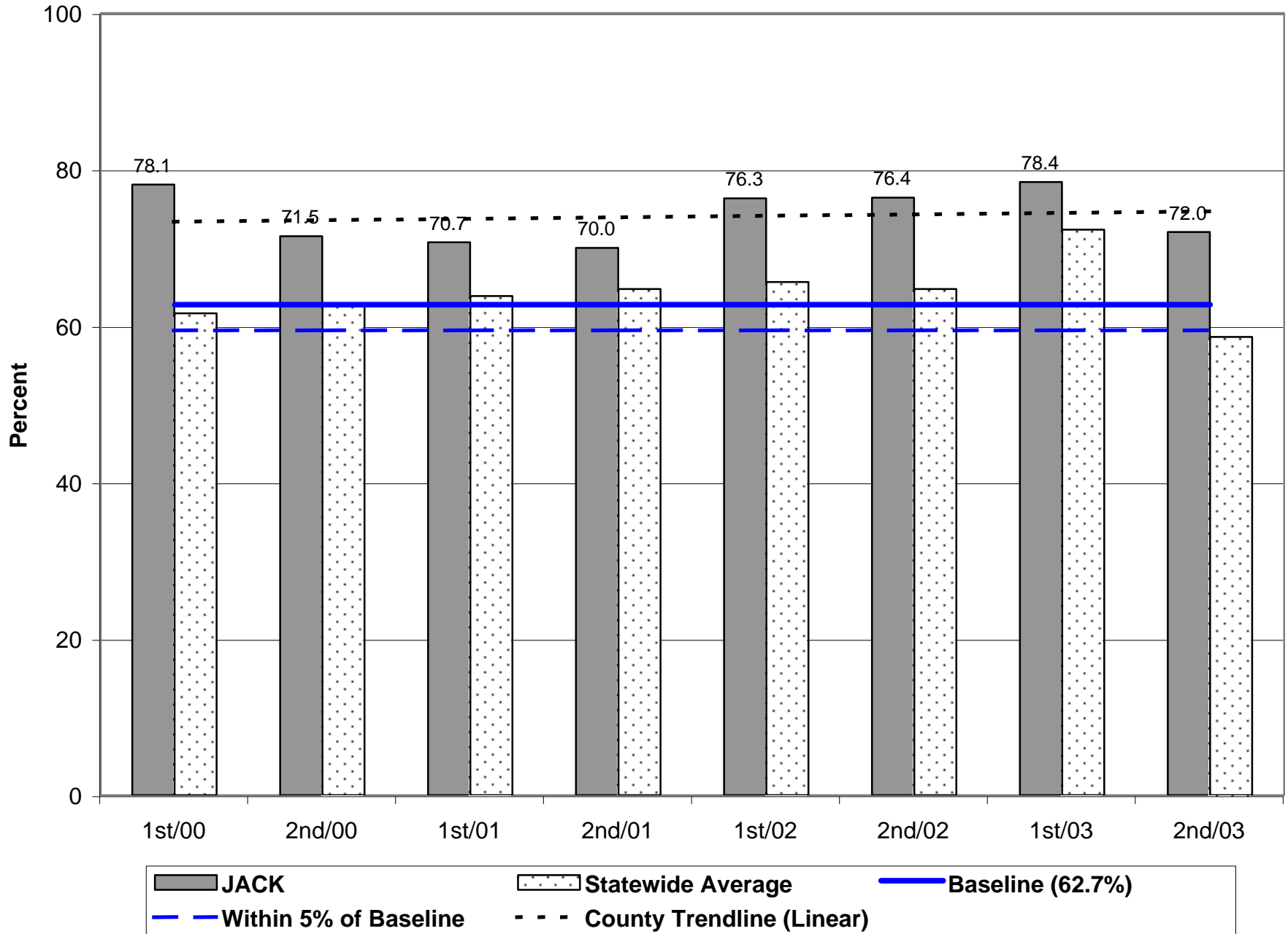
Probation Positive Case Closures - 2nd Half 2003



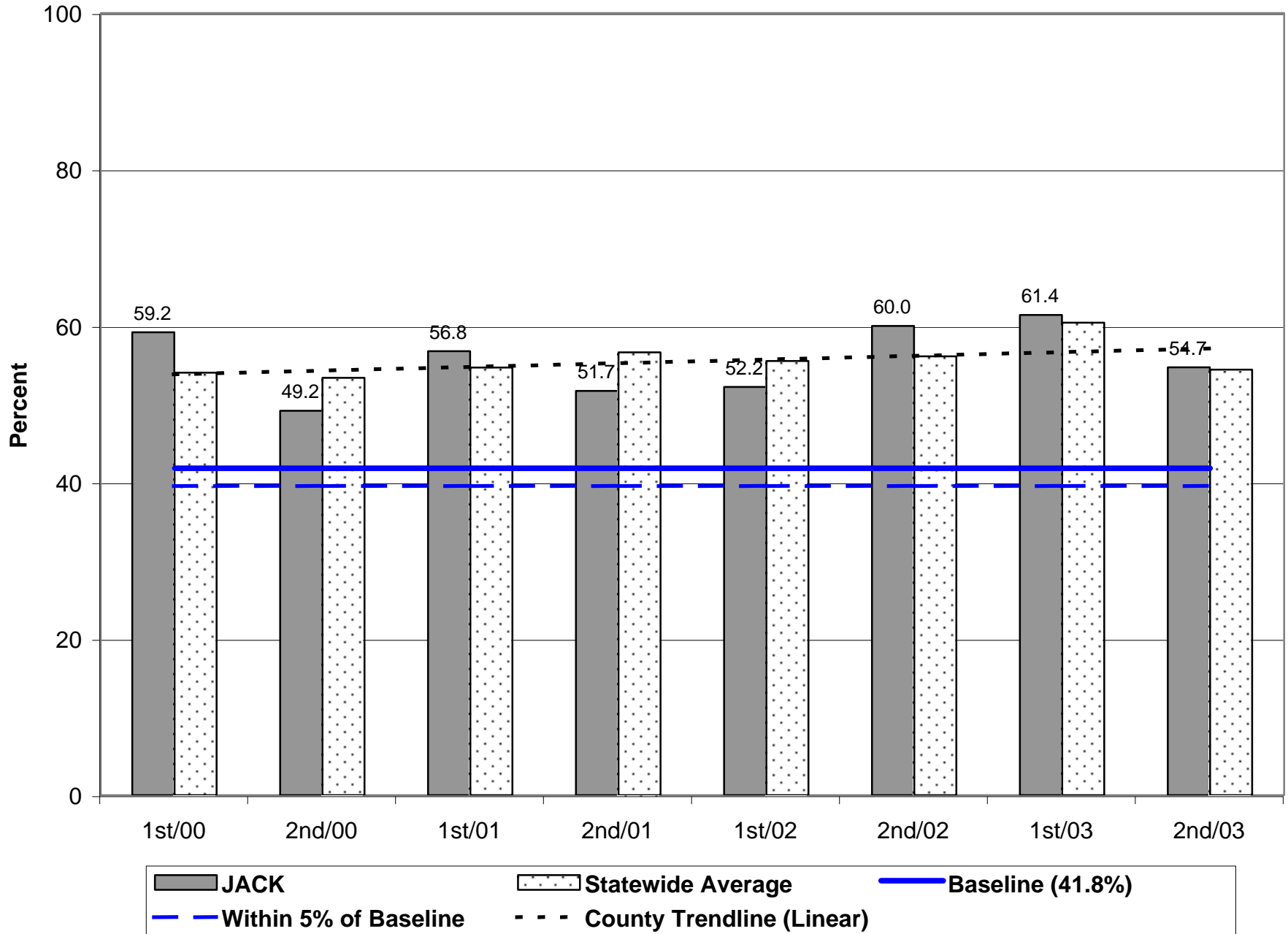
Parole/Post-Prison Supervision Positive Case Closures - 2nd Half 2003



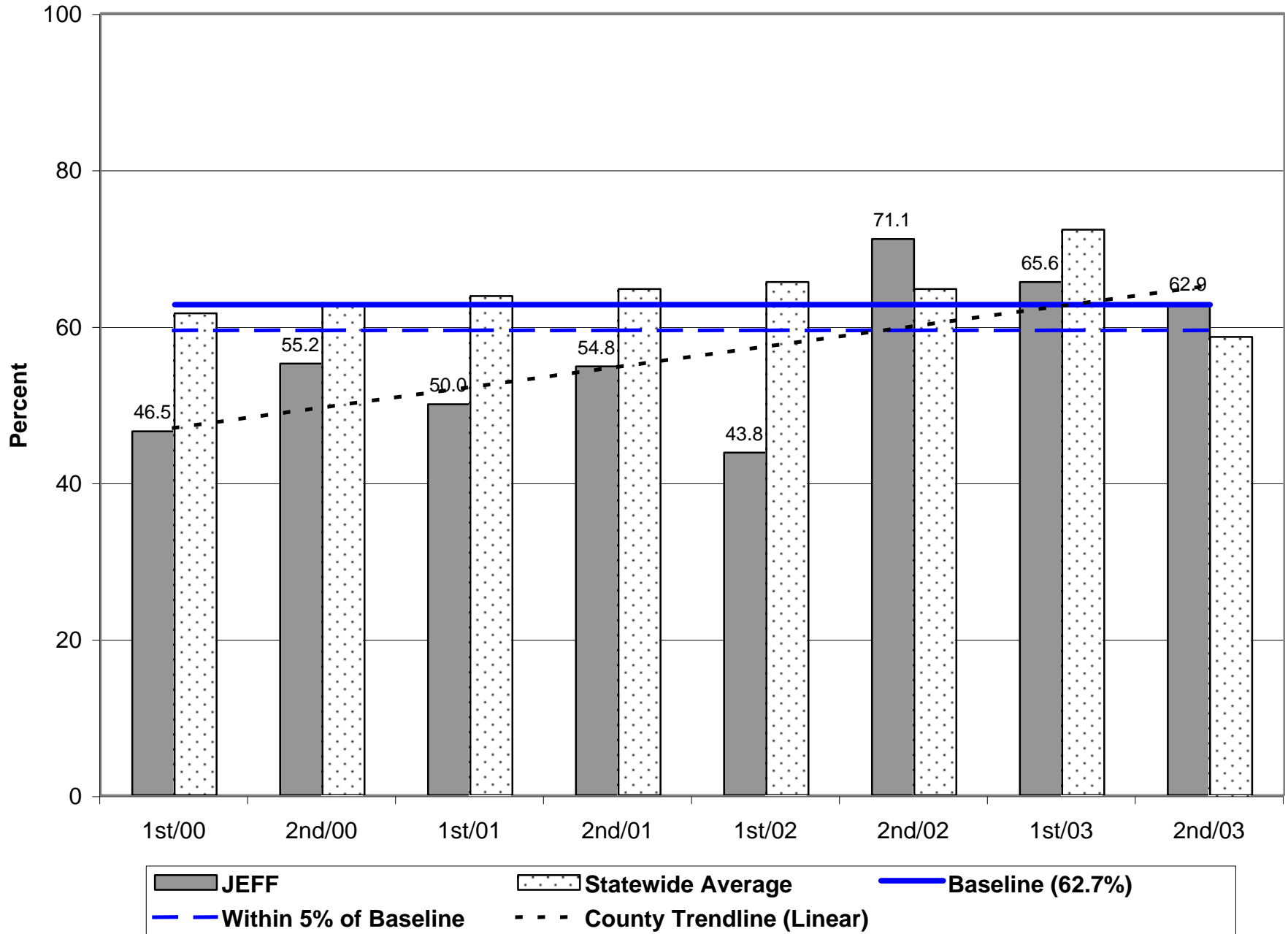
Probation Positive Case Closures - 2nd Half 2003



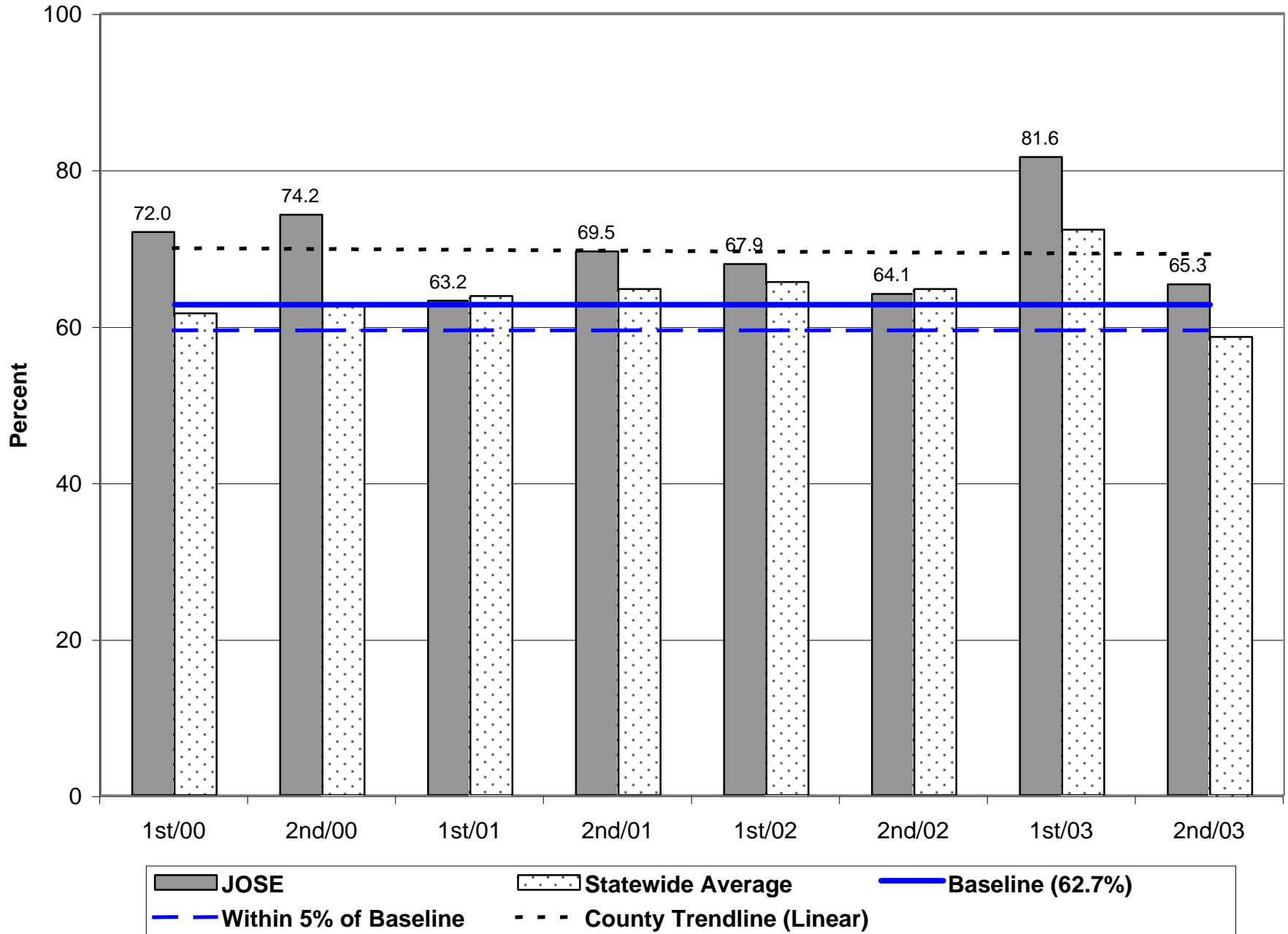
Parole/Post-Prison Supervision Positive Case Closures - 2nd Half 2003



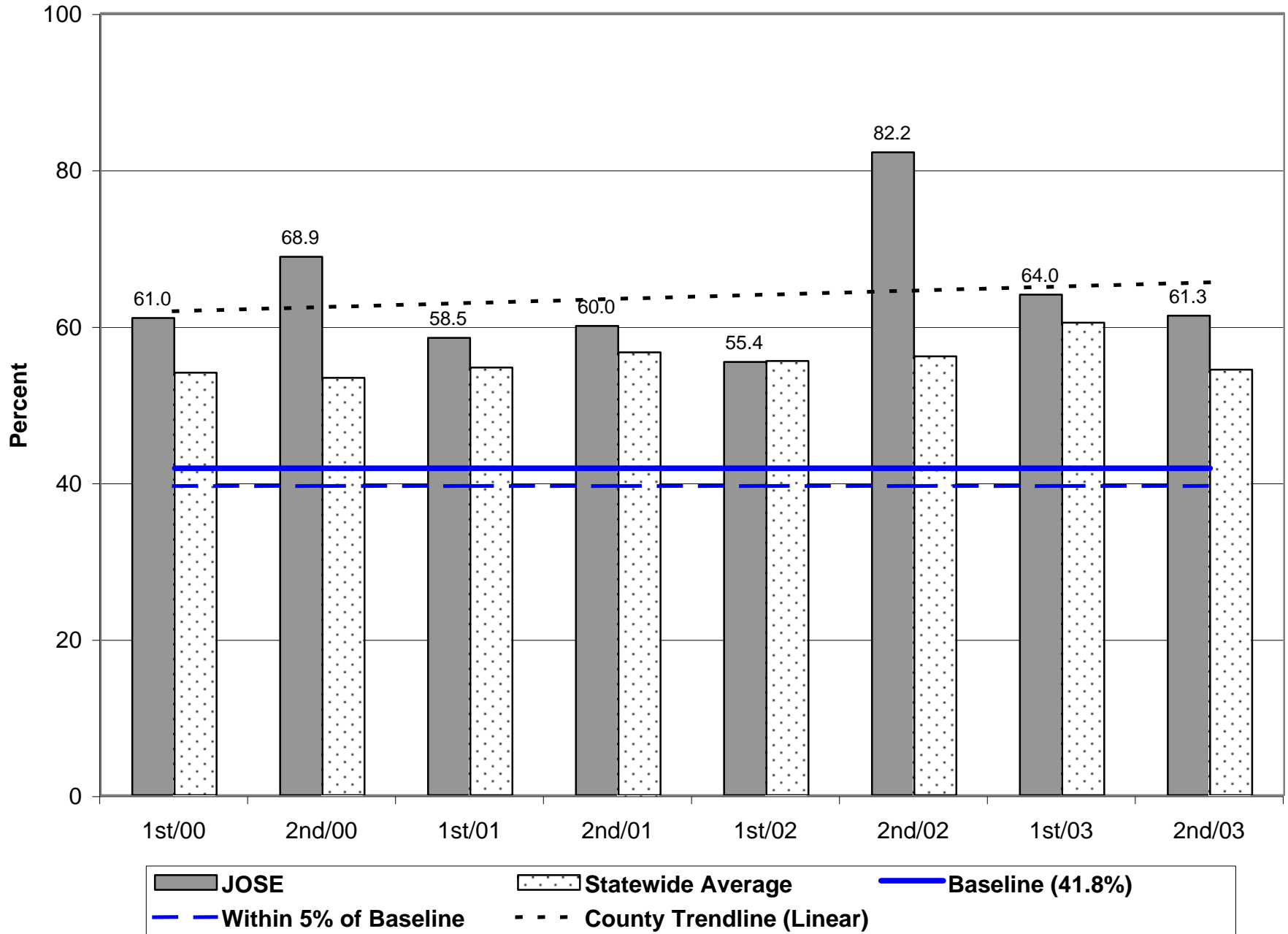
Probation Positive Case Closures - 2nd Half 2003



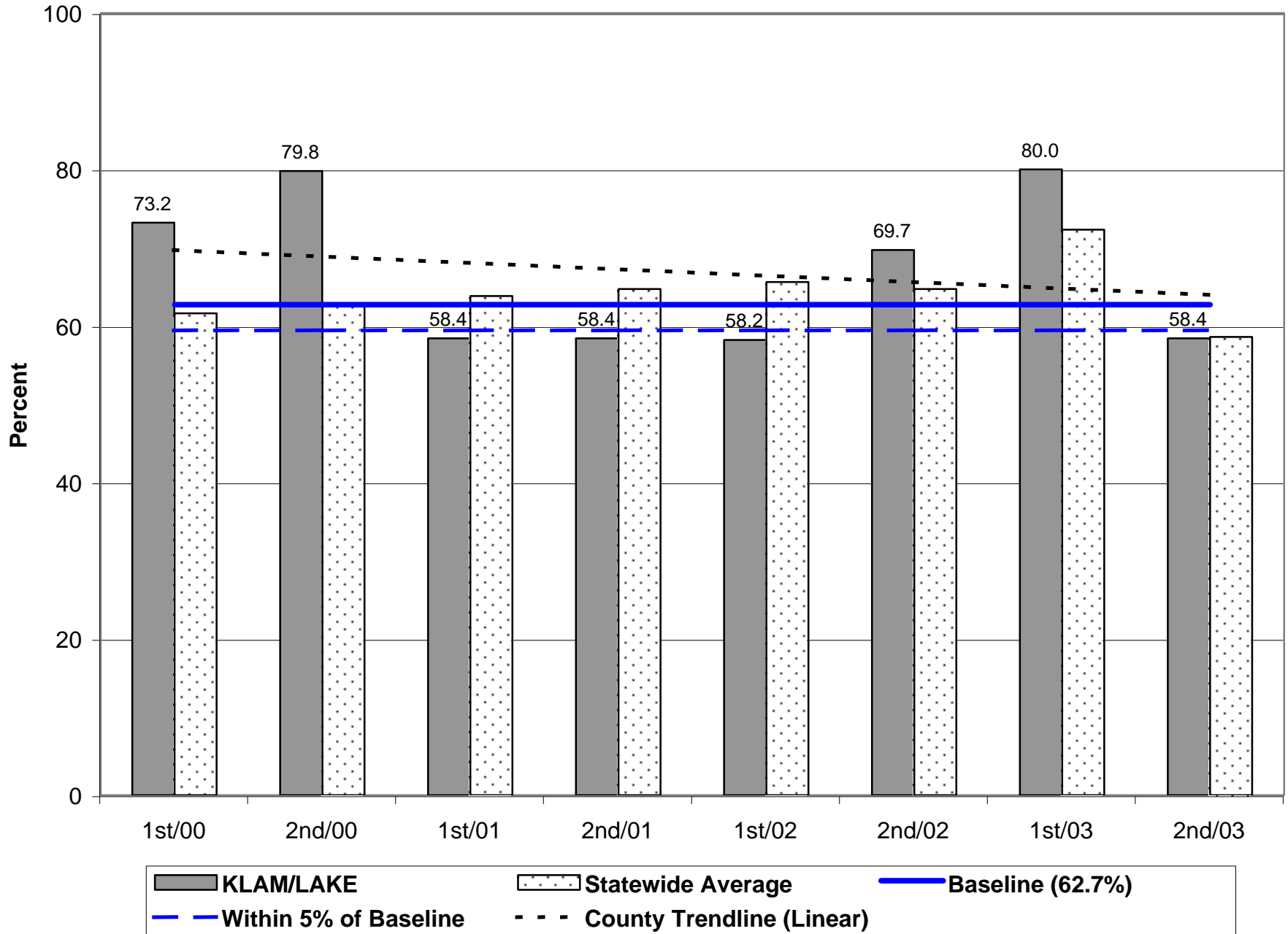
Probation Positive Case Closures - 2nd Half 2003



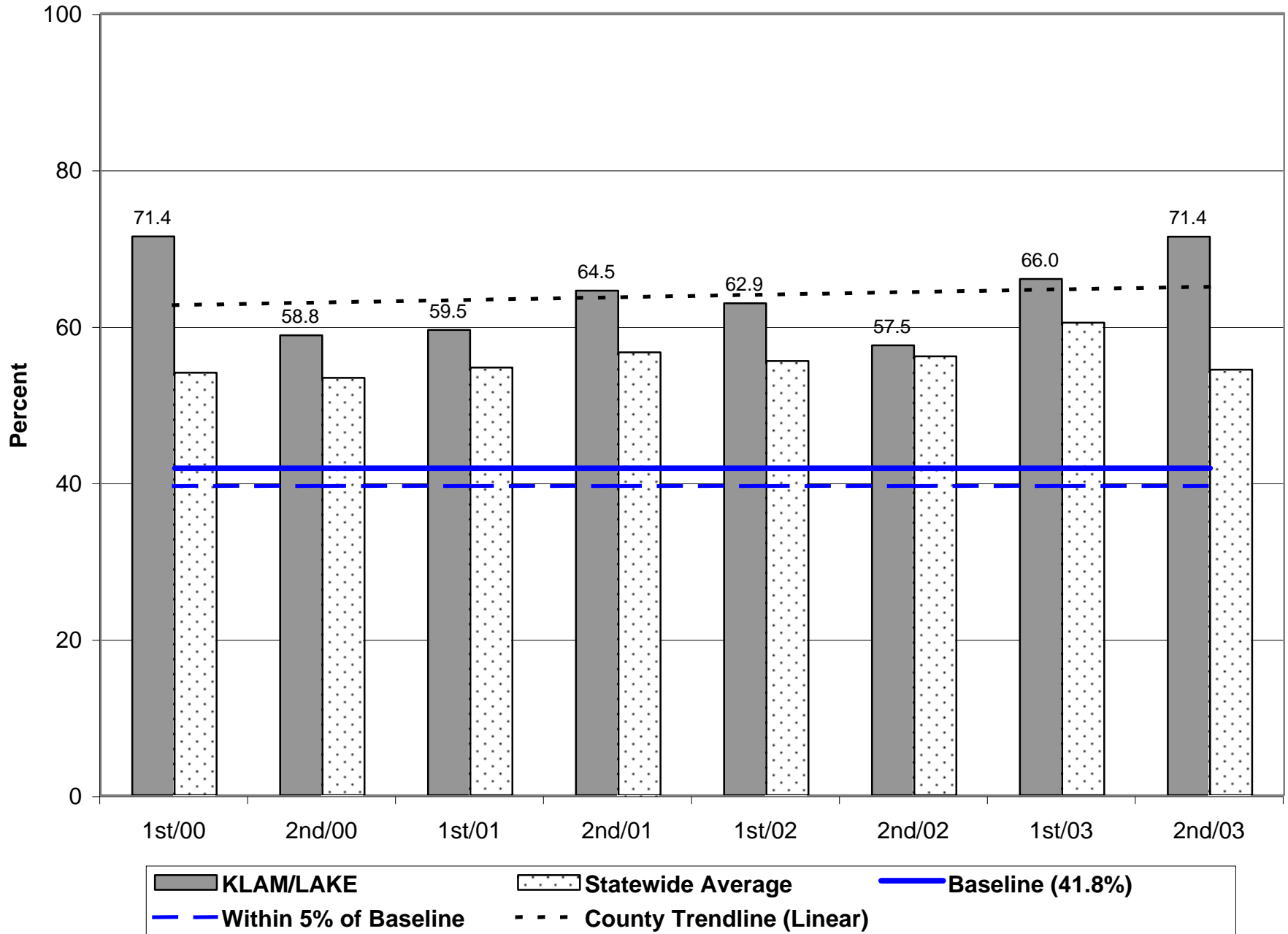
Parole/Post-Prison Supervision Positive Case Closures - 2nd Half 2003



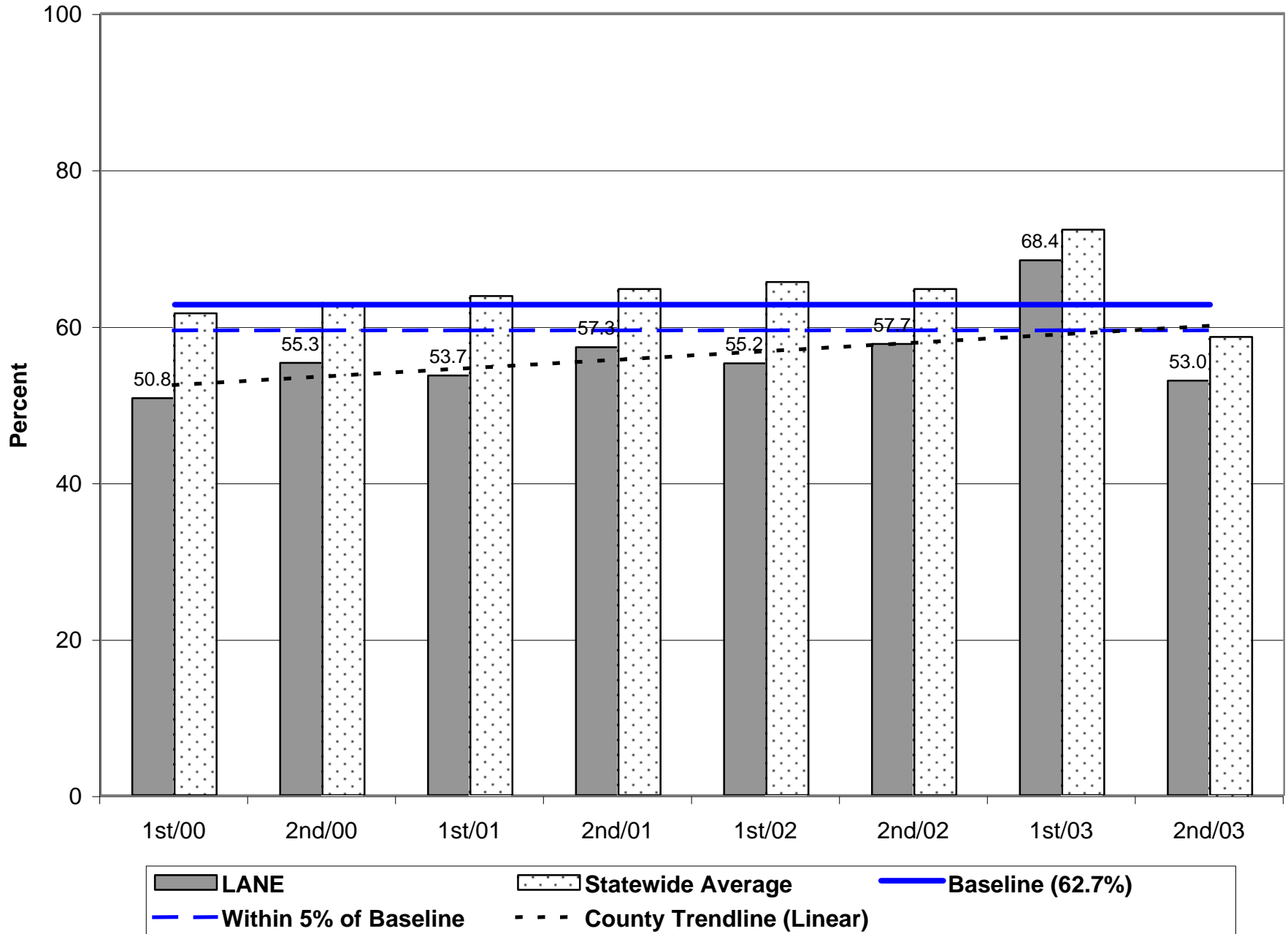
Probation Positive Case Closures - 2nd Half 2003



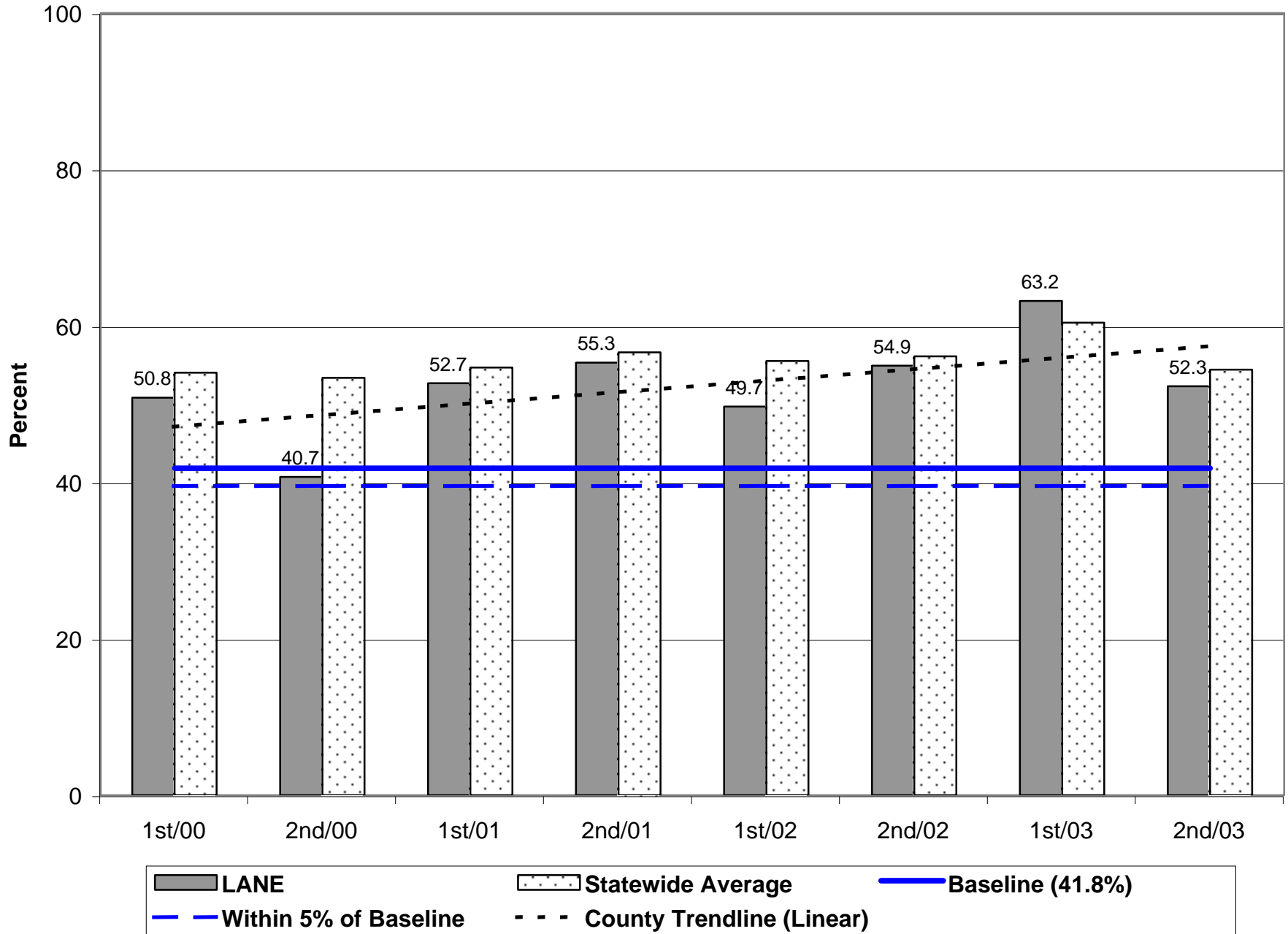
Parole/Post-Prison Supervision Positive Case Closures - 2nd Half 2003



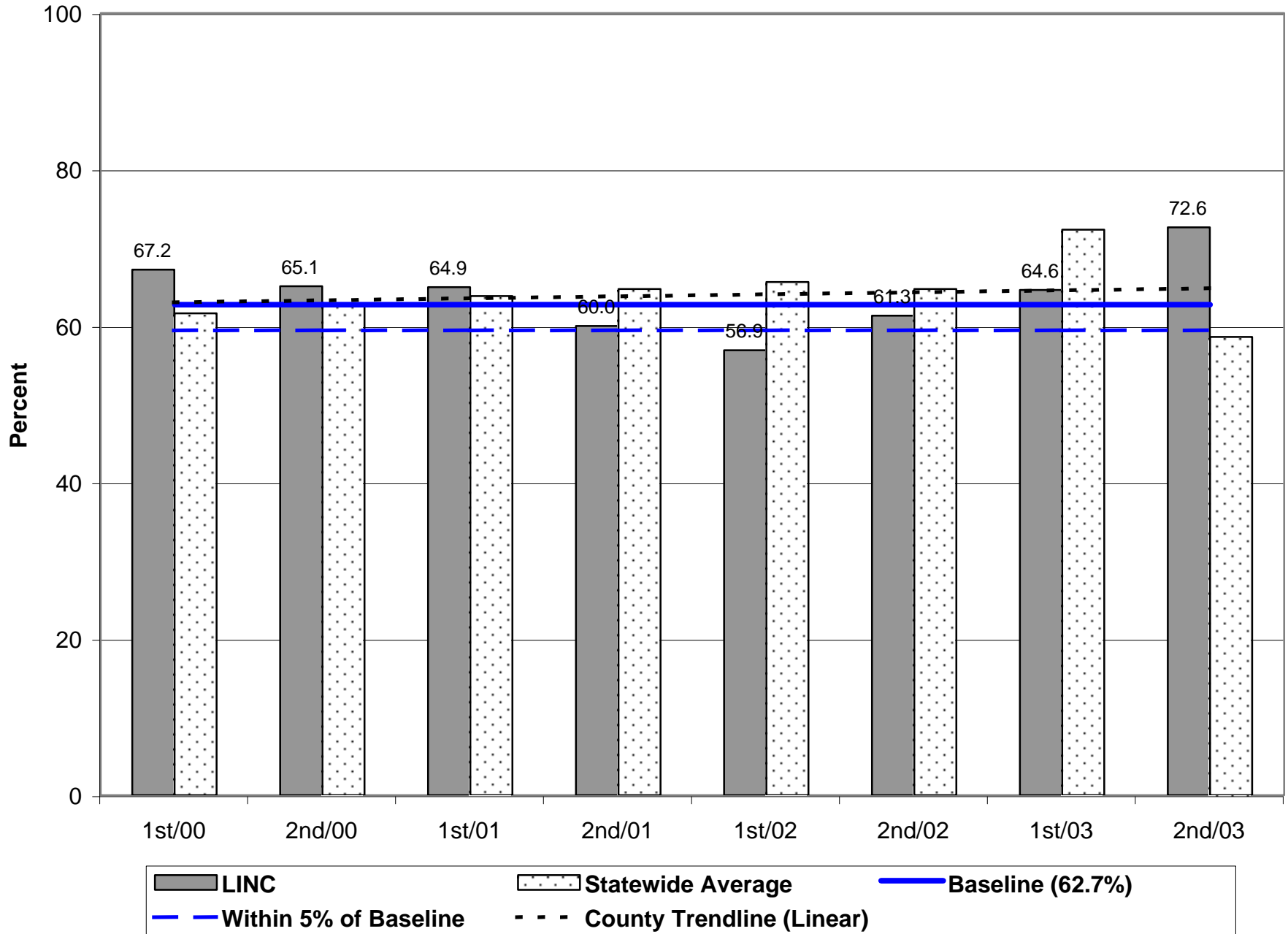
Probation Positive Case Closures - 2nd Half 2003



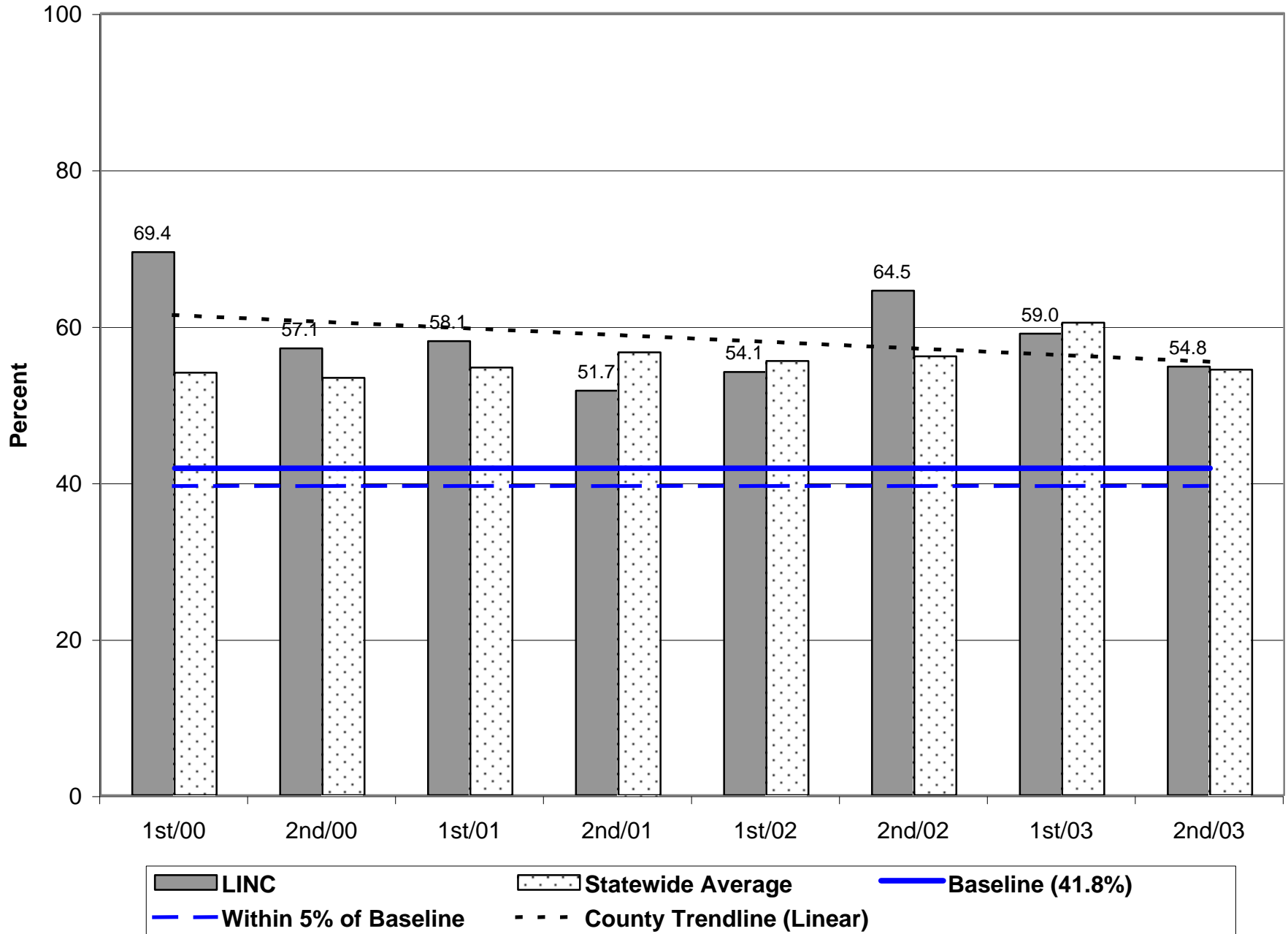
Parole/Post-Prison Supervision Positive Case Closures - 2nd Half 2003



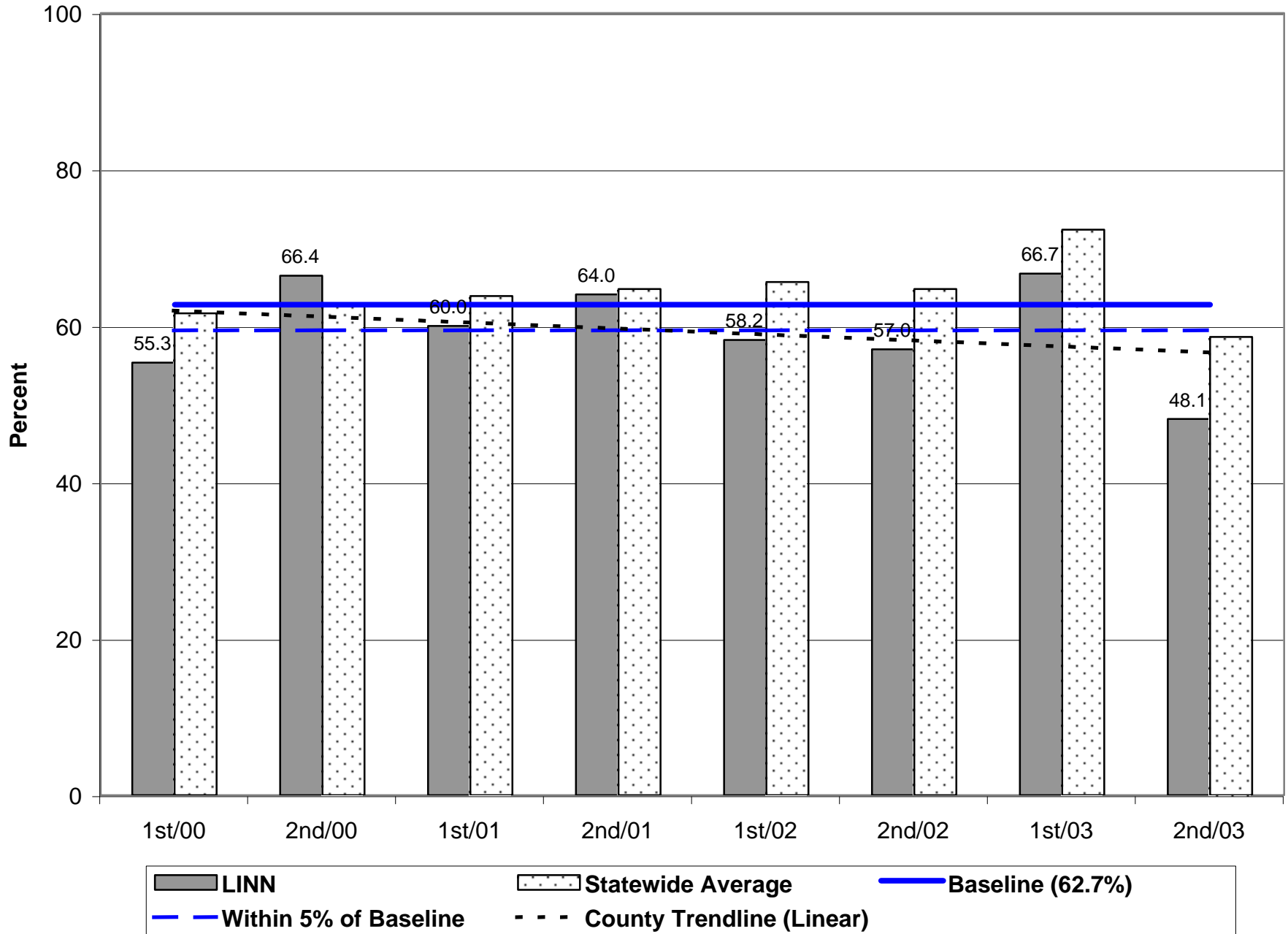
Probation Positive Case Closures - 2nd Half 2003



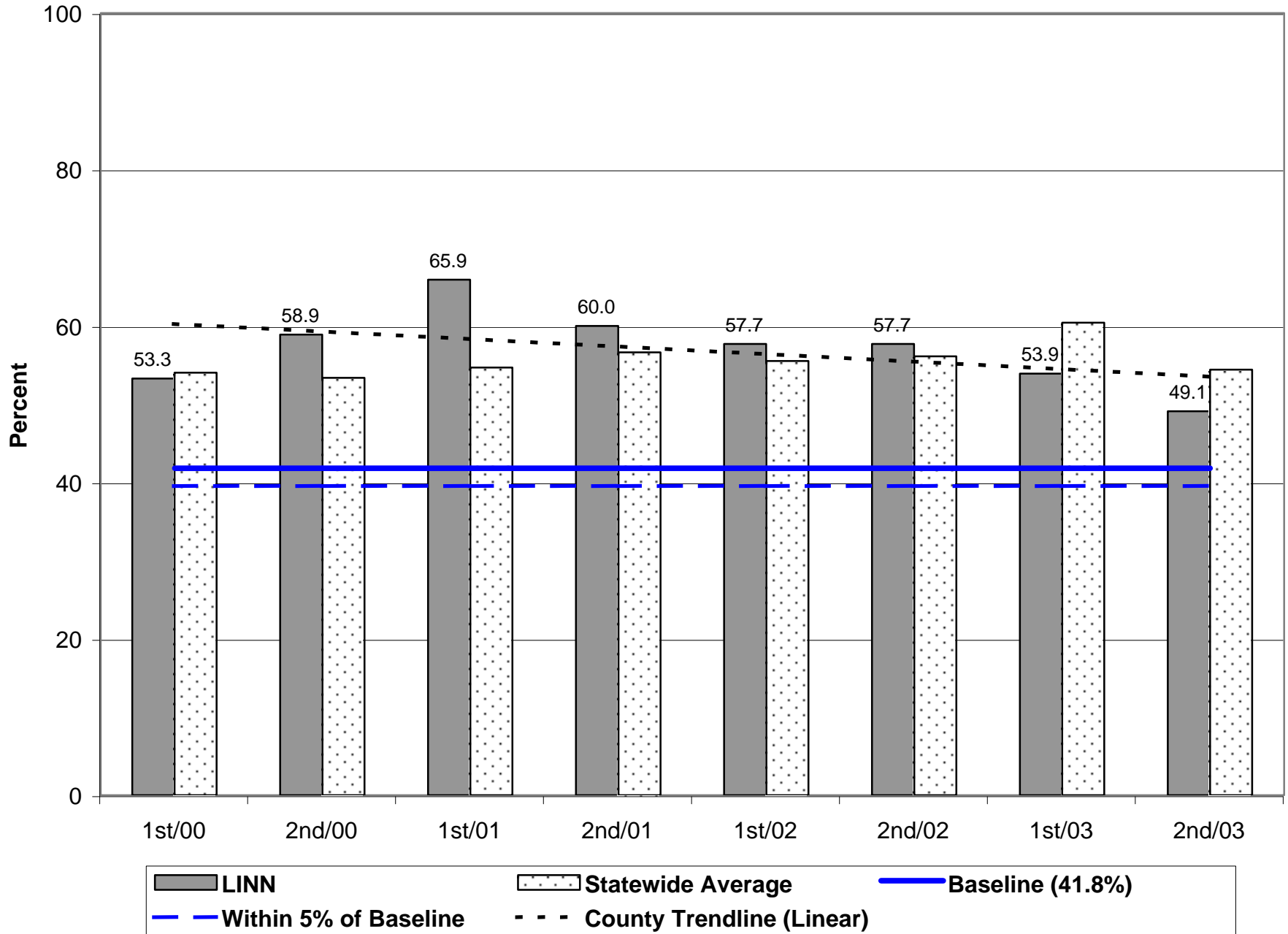
Parole/Post-Prison Supervision Positive Case Closures - 2nd Half 2003



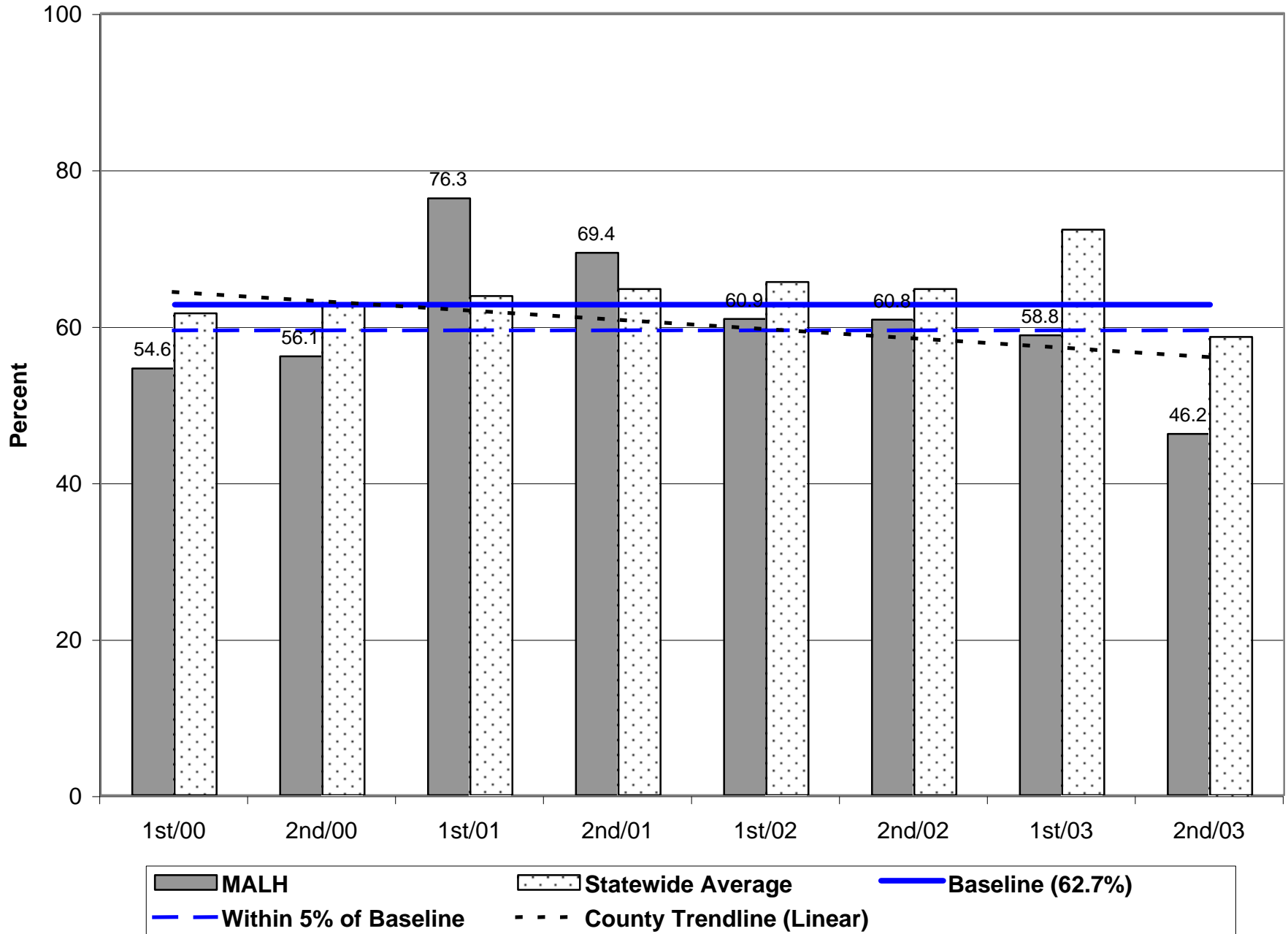
Probation Positive Case Closures - 2nd Half 2003



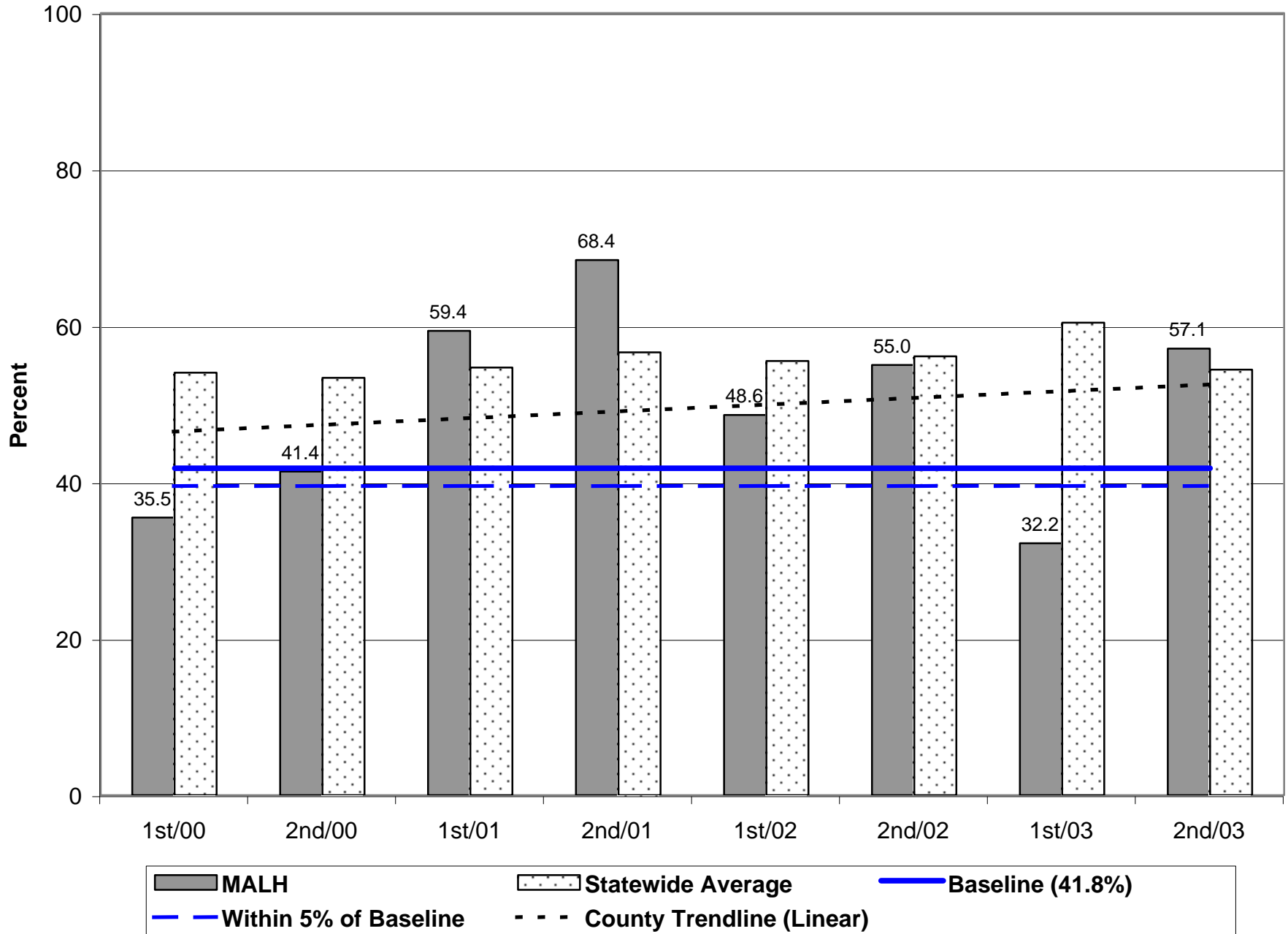
Parole/Post-Prison Supervision Positive Case Closures - 2nd Half 2003



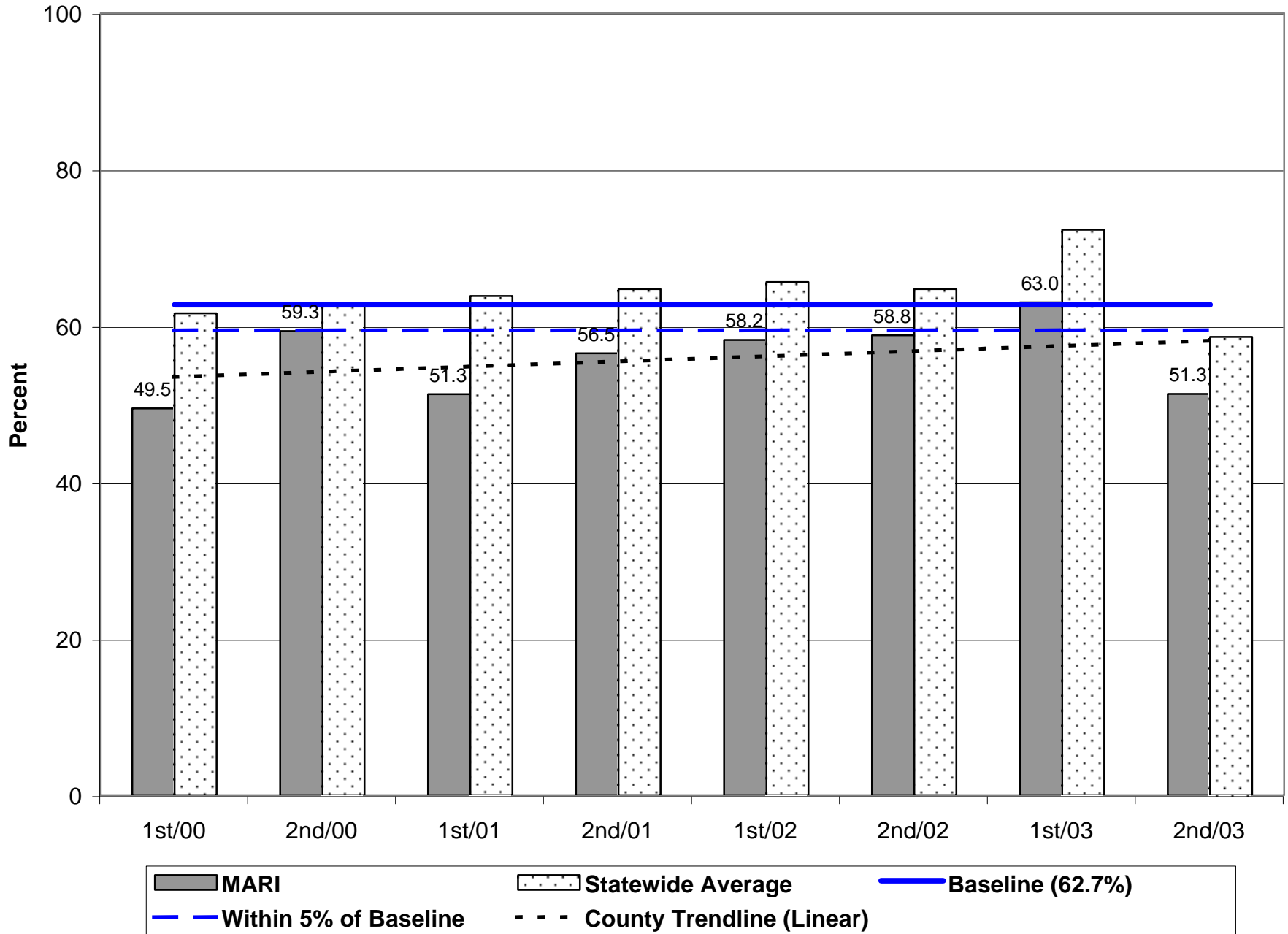
Probation Positive Case Closures - 2nd Half 2003



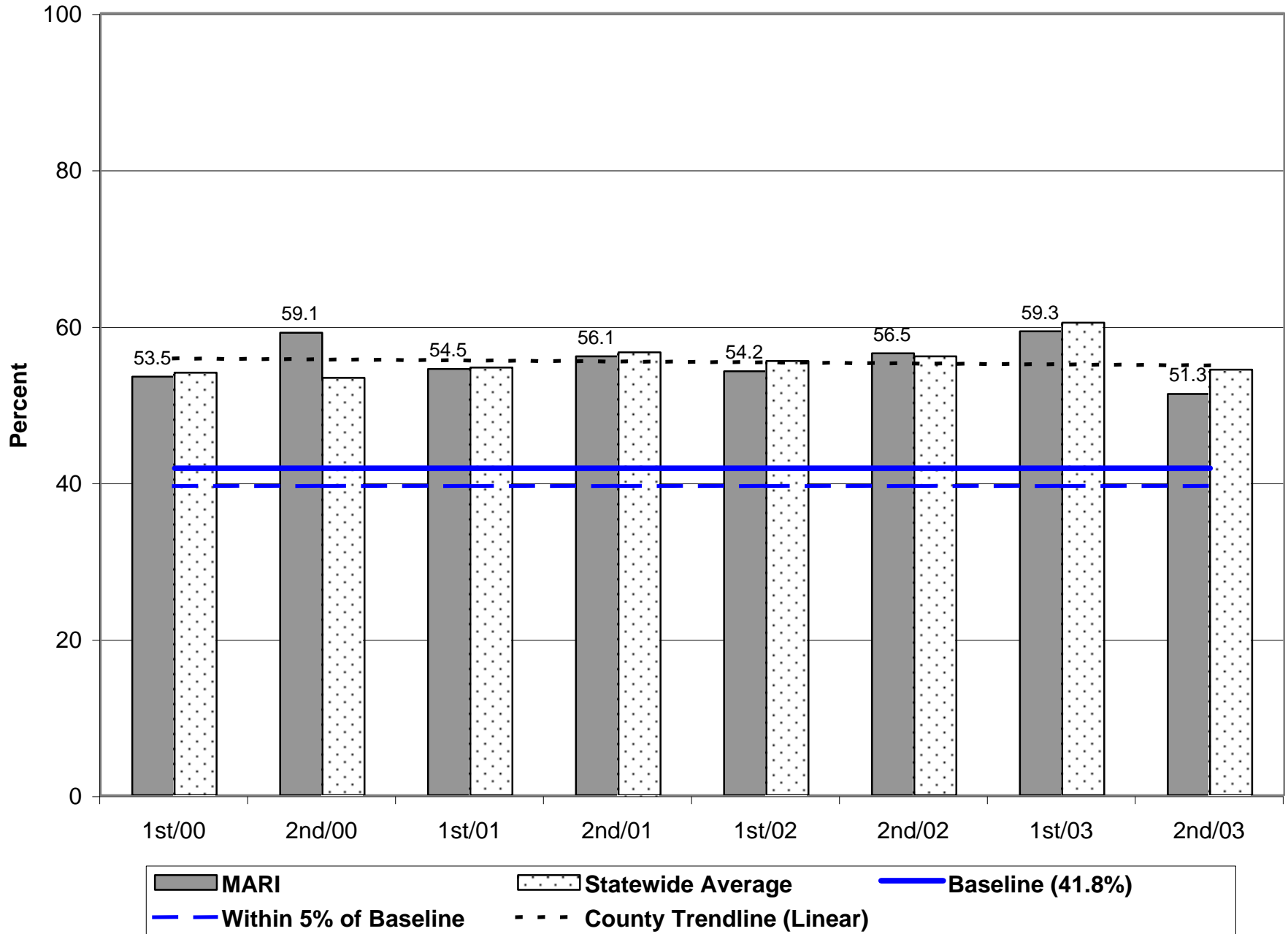
Parole/Post-Prison Supervision Positive Case Closures - 2nd Half 2003



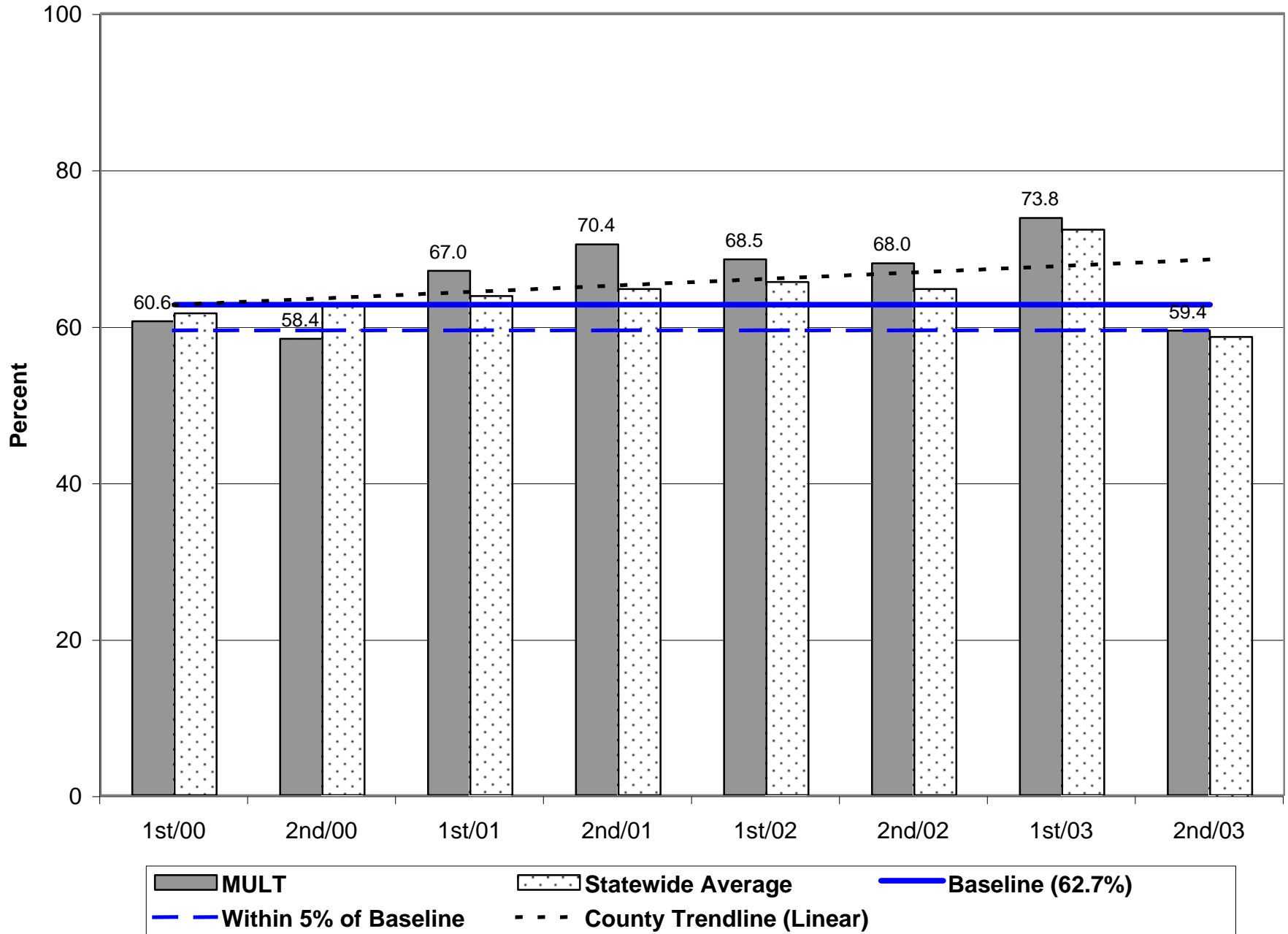
Probation Positive Case Closures - 2nd Half 2003



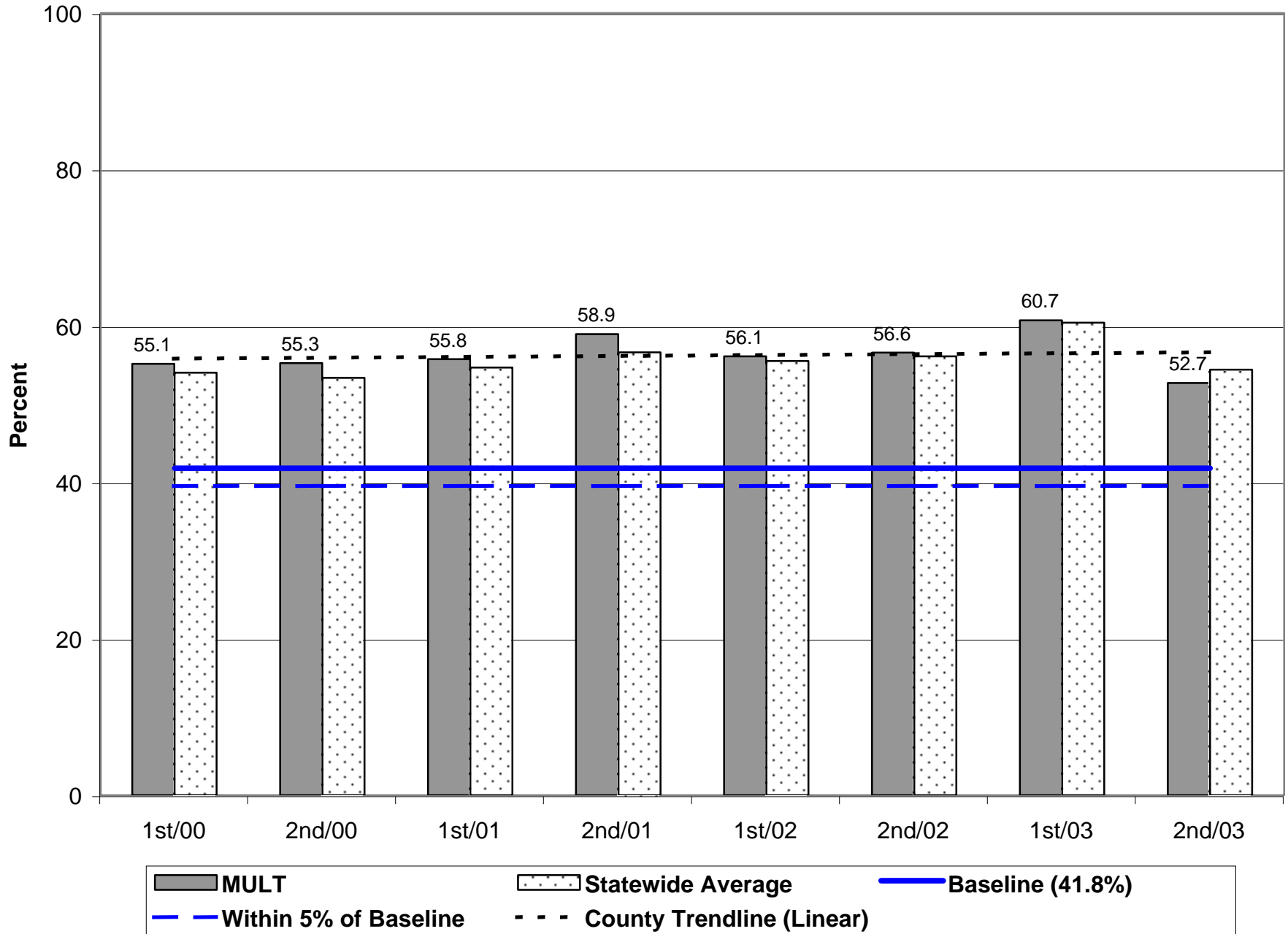
Parole/Post-Prison Supervision Positive Case Closures - 2nd Half 2003



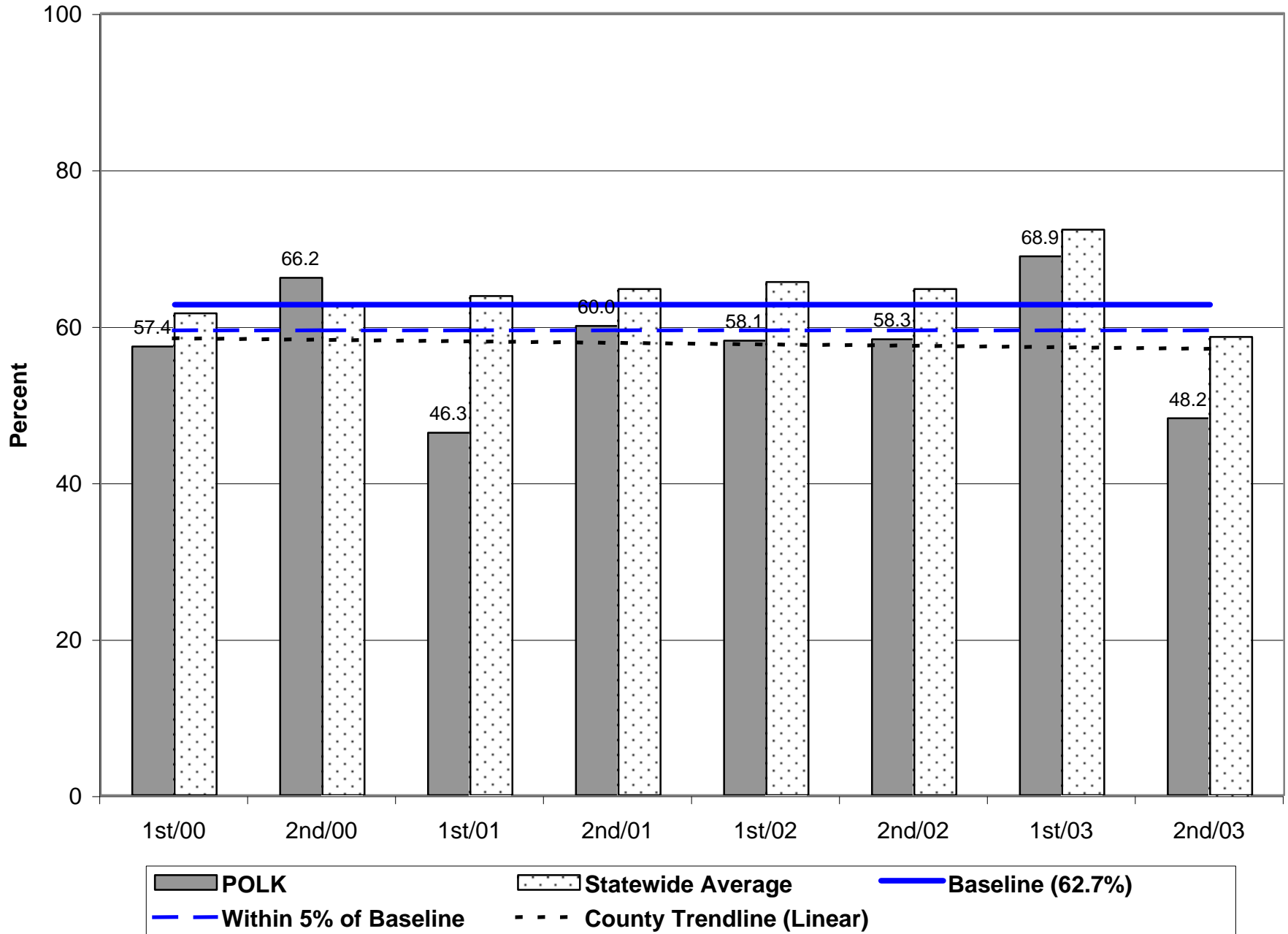
Probation Positive Case Closures - 2nd Half 2003



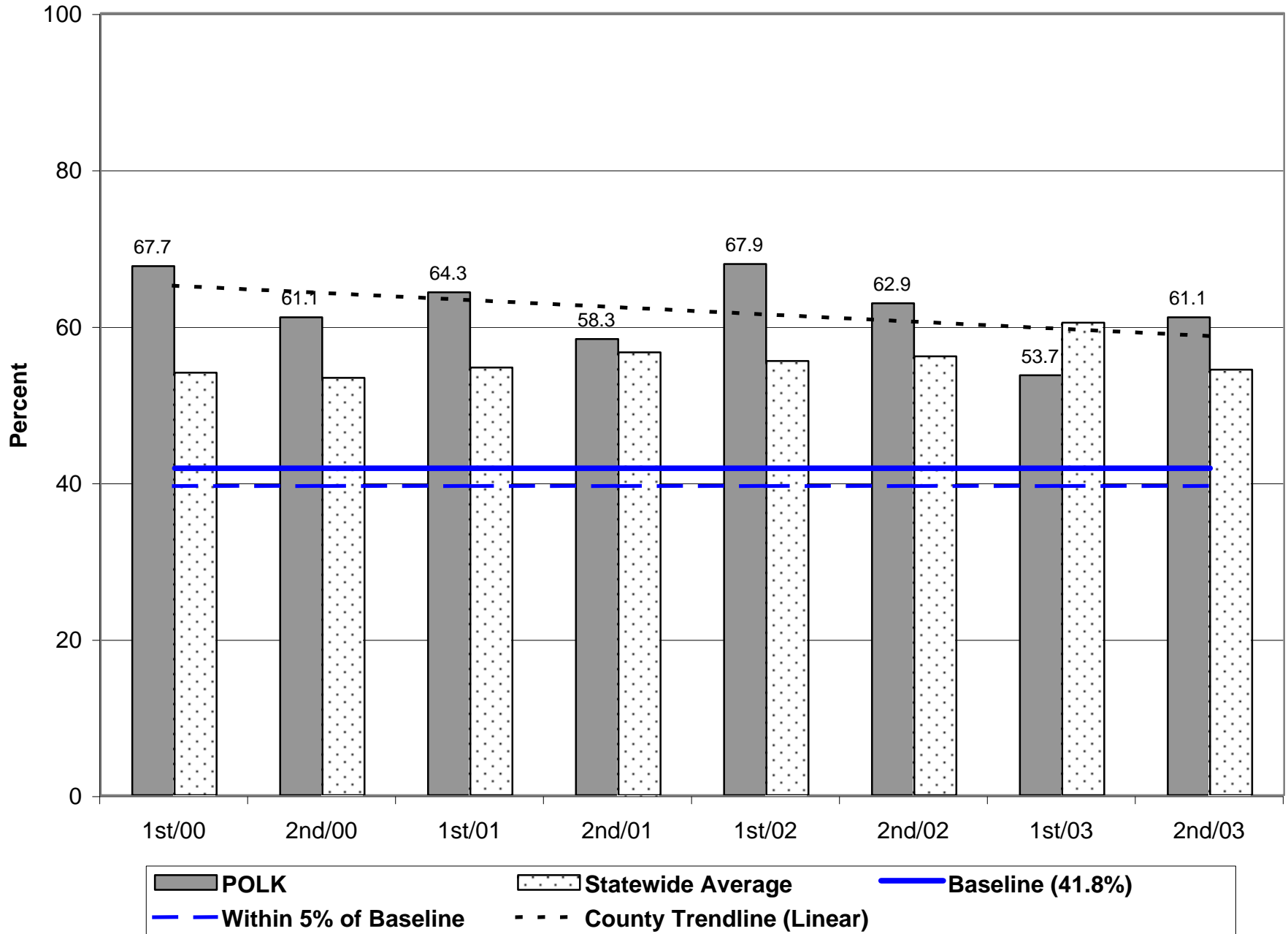
Parole/Post-Prison Supervision Positive Case Closures - 2nd Half 2003



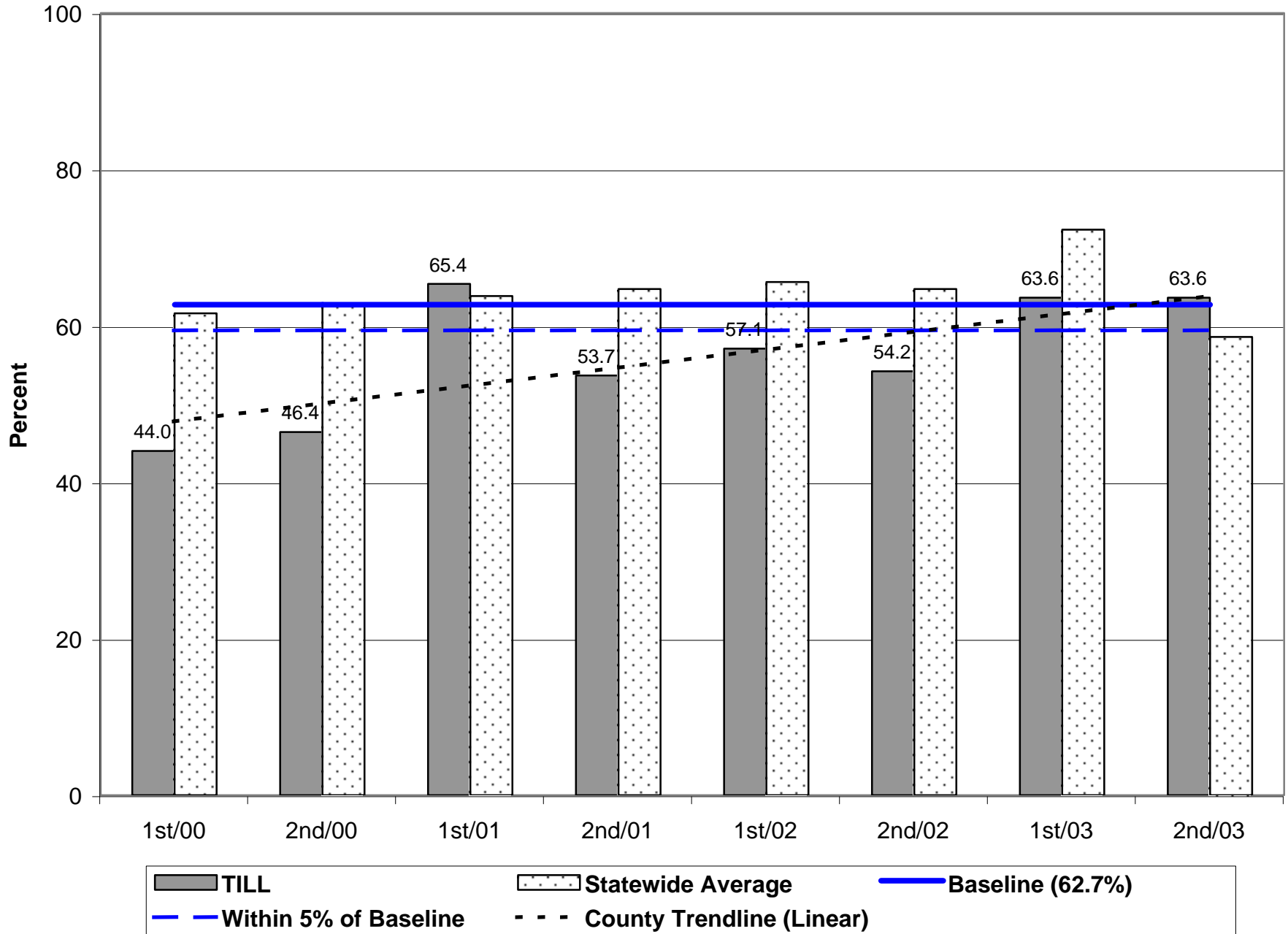
Probation Positive Case Closures - 2nd Half 2003



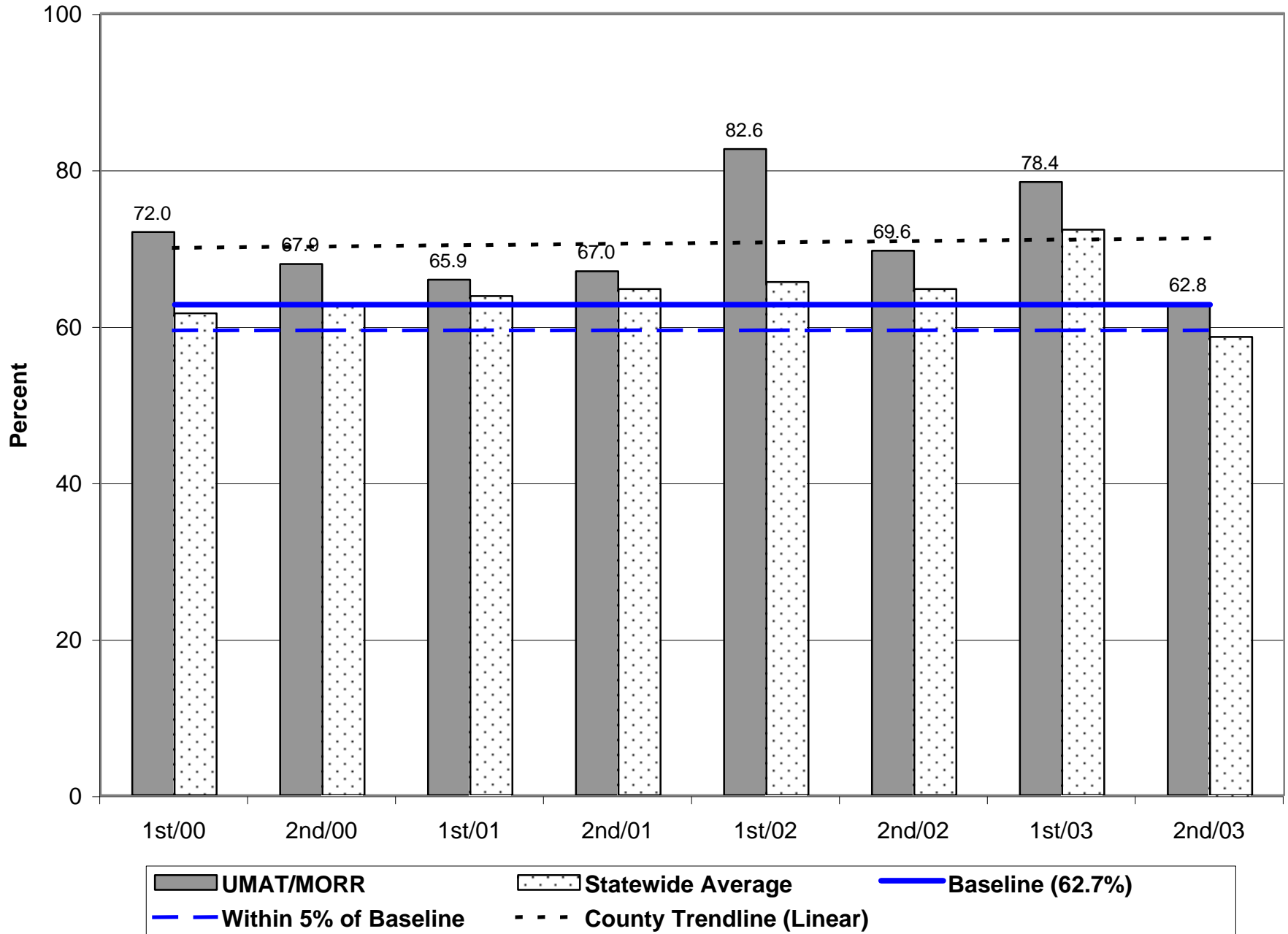
Parole/Post-Prison Supervision Positive Case Closures - 2nd Half 2003



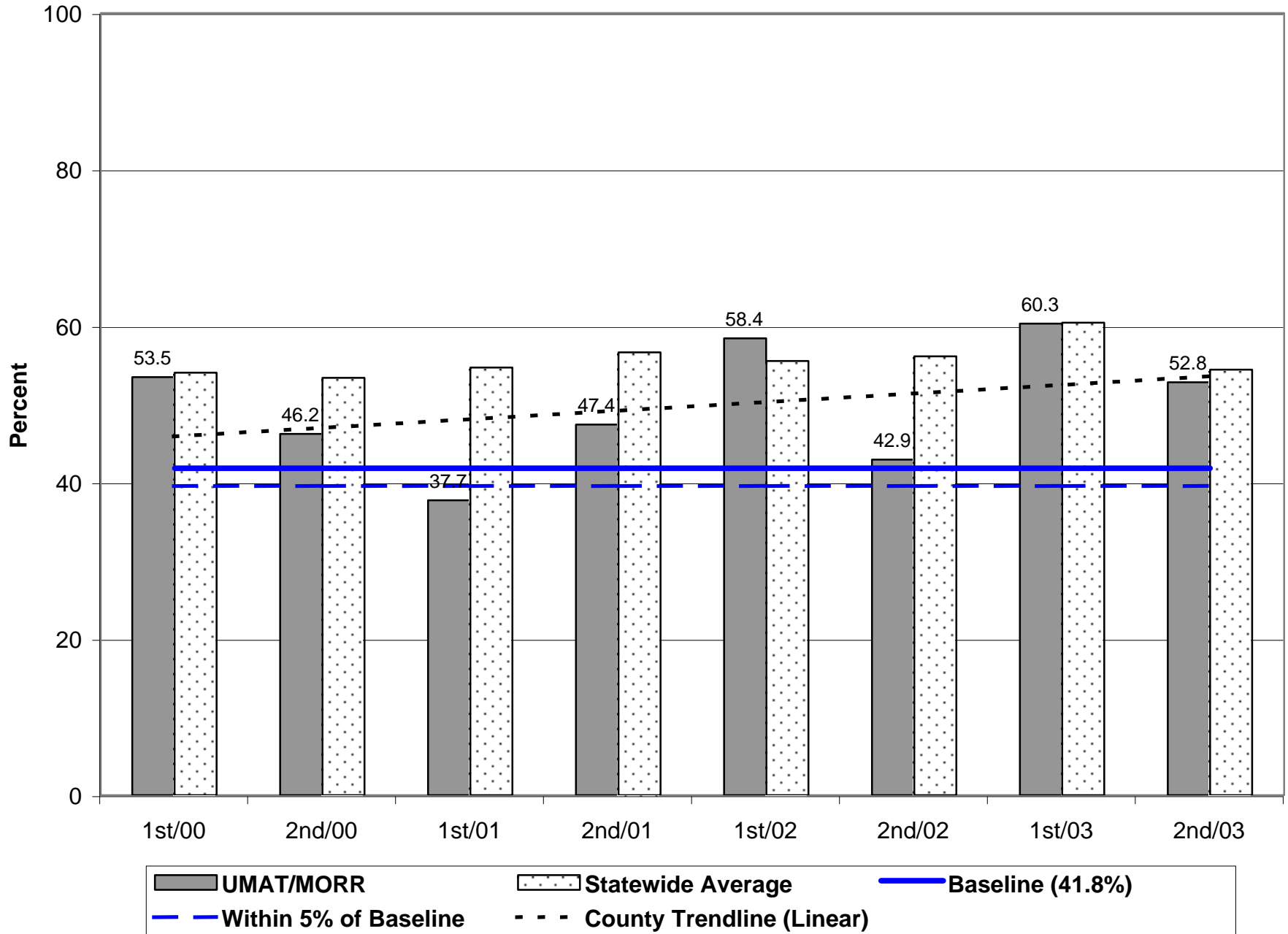
Probation Positive Case Closures - 2nd Half 2003



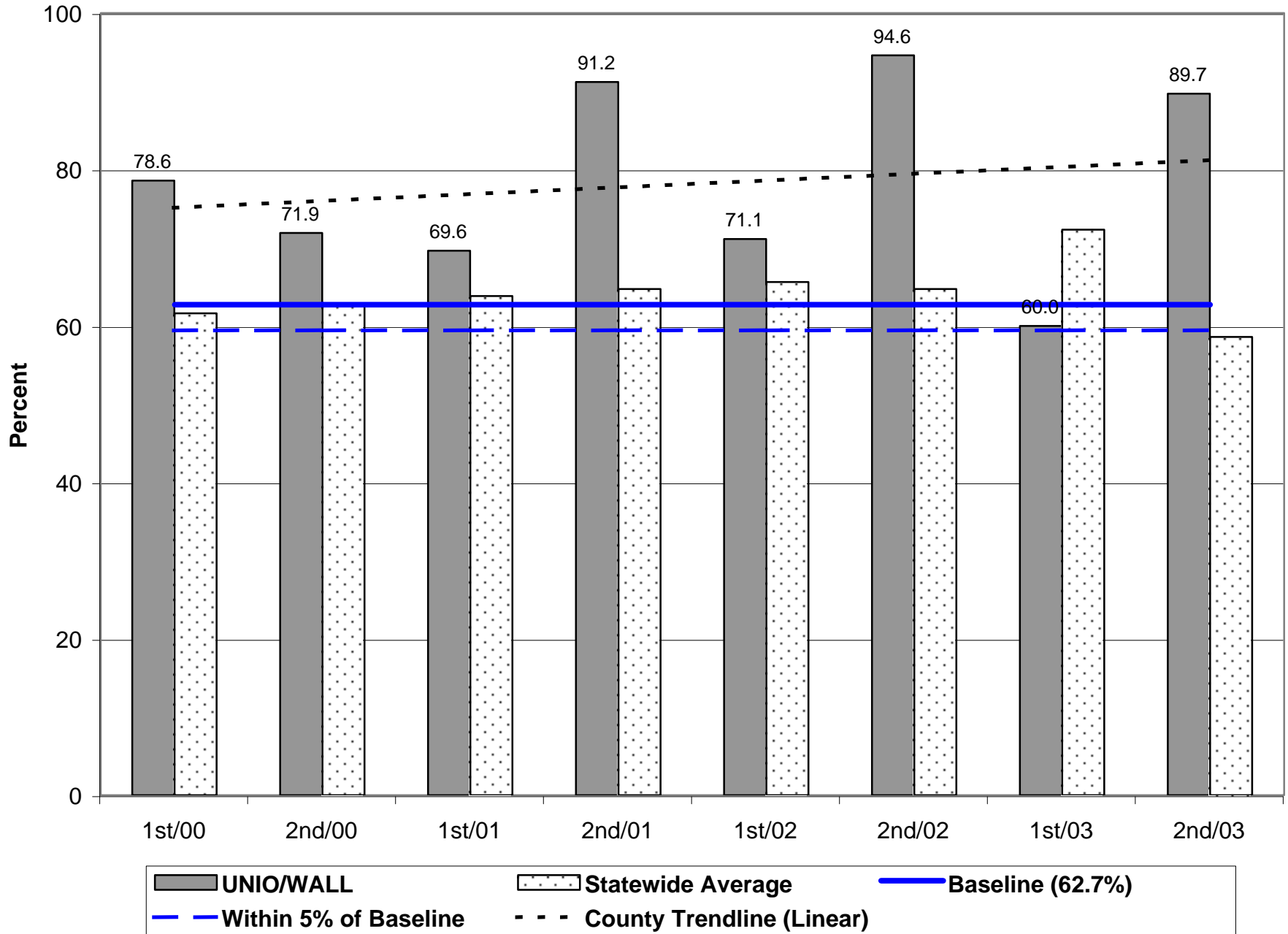
Probation Positive Case Closures - 2nd Half 2003



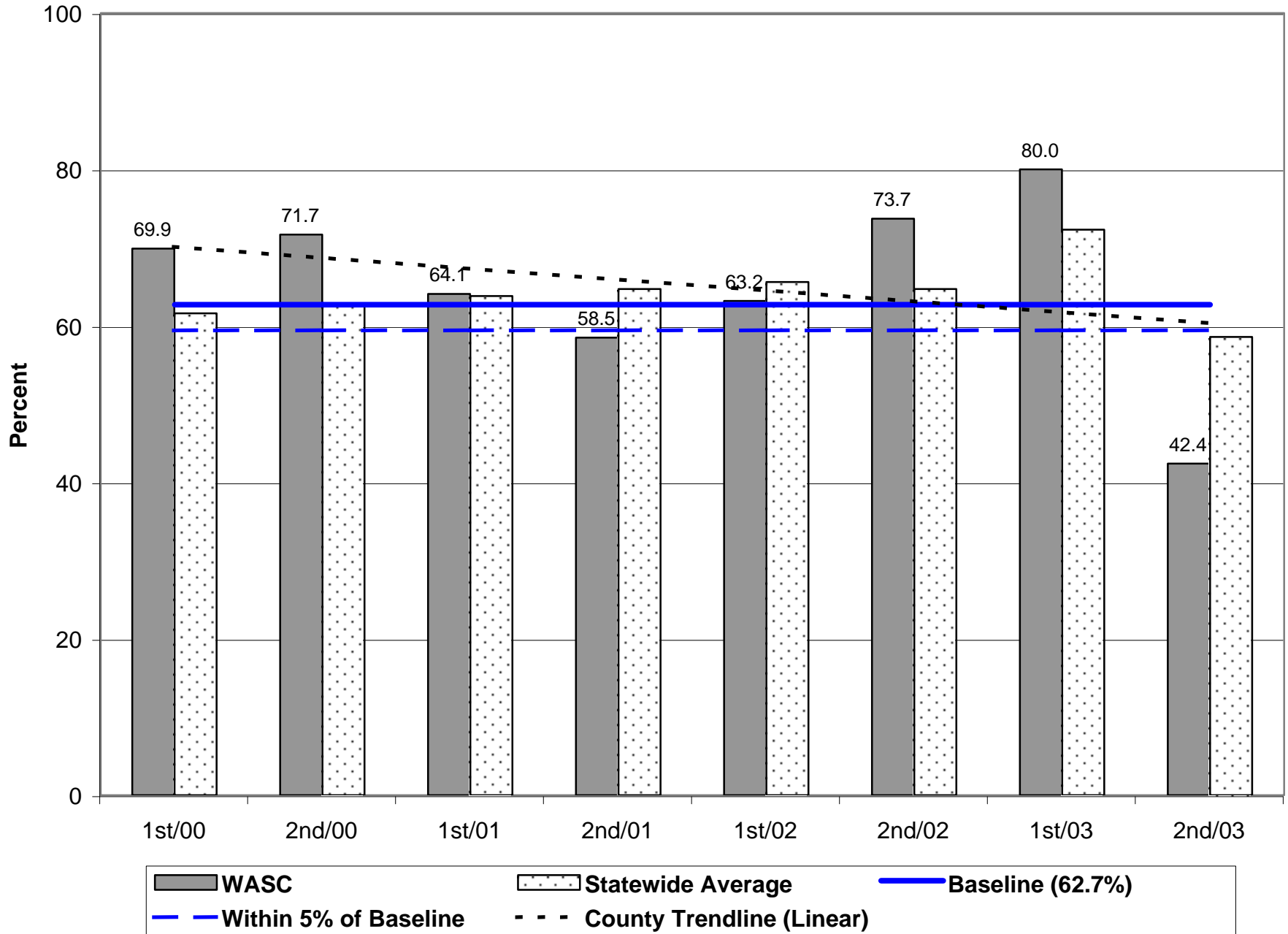
Parole/Post-Prison Supervision Positive Case Closures - 2nd Half 2003



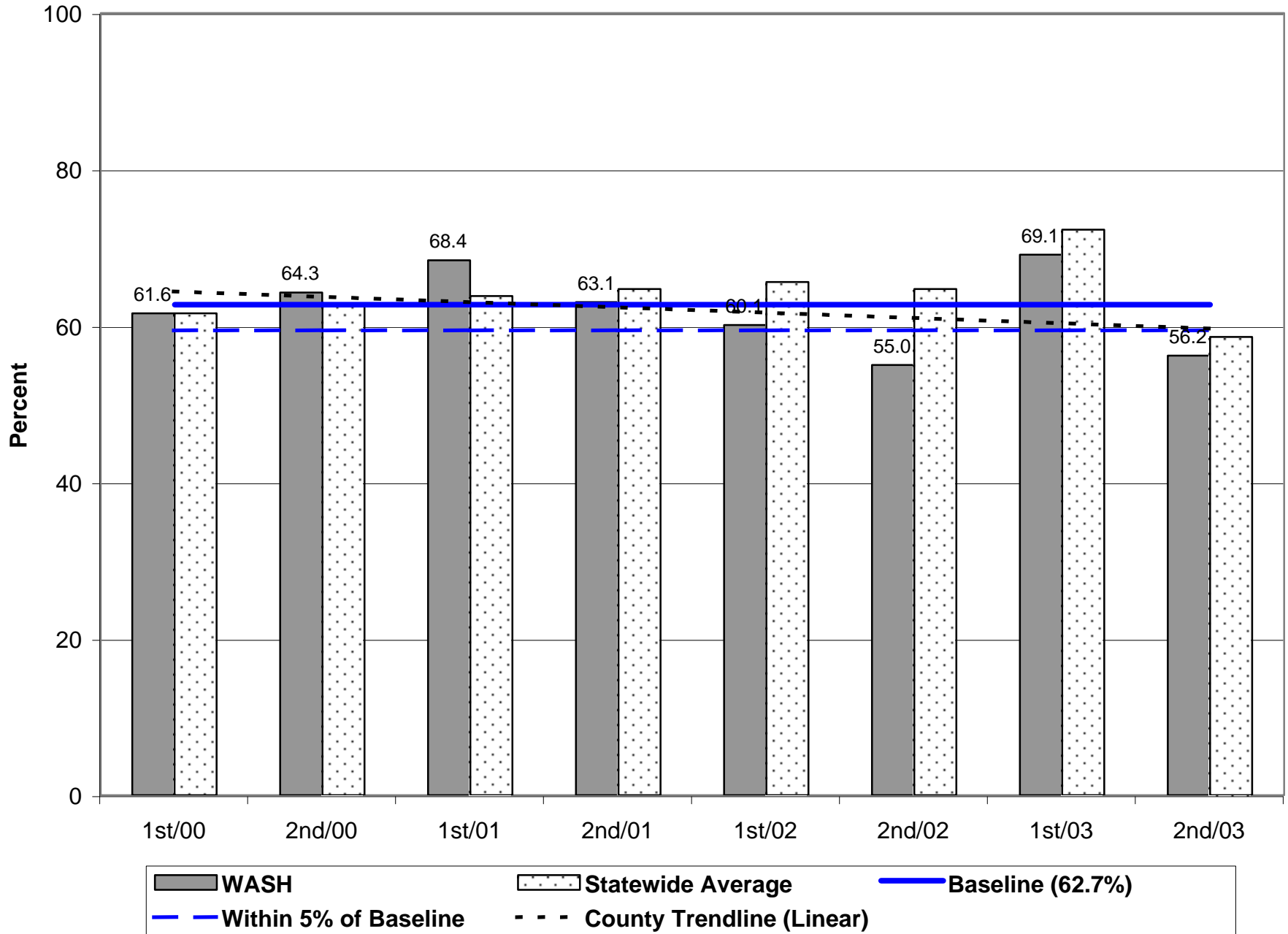
Probation Positive Case Closures - 2nd Half 2003



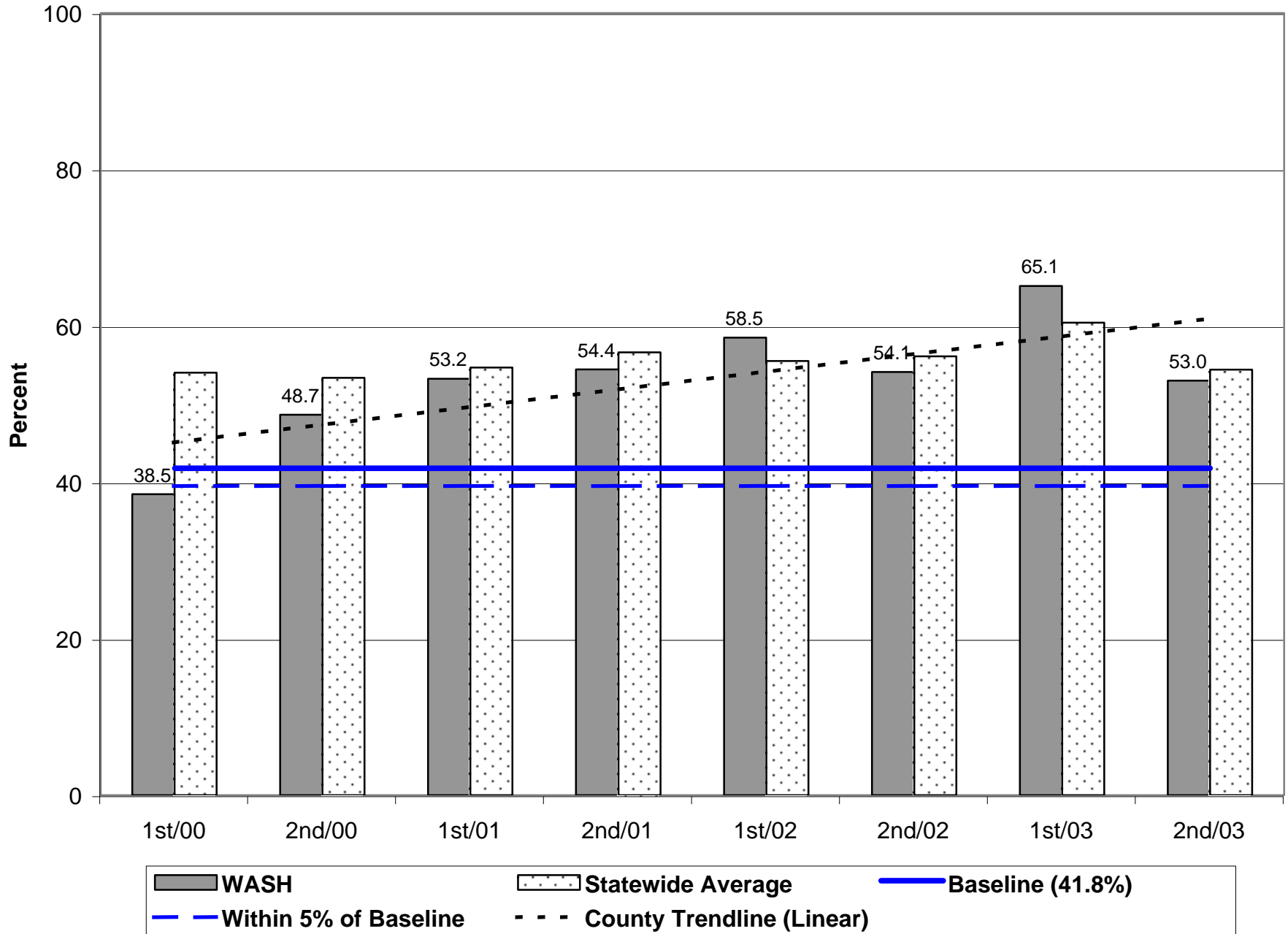
Probation Positive Case Closures - 2nd Half 2003



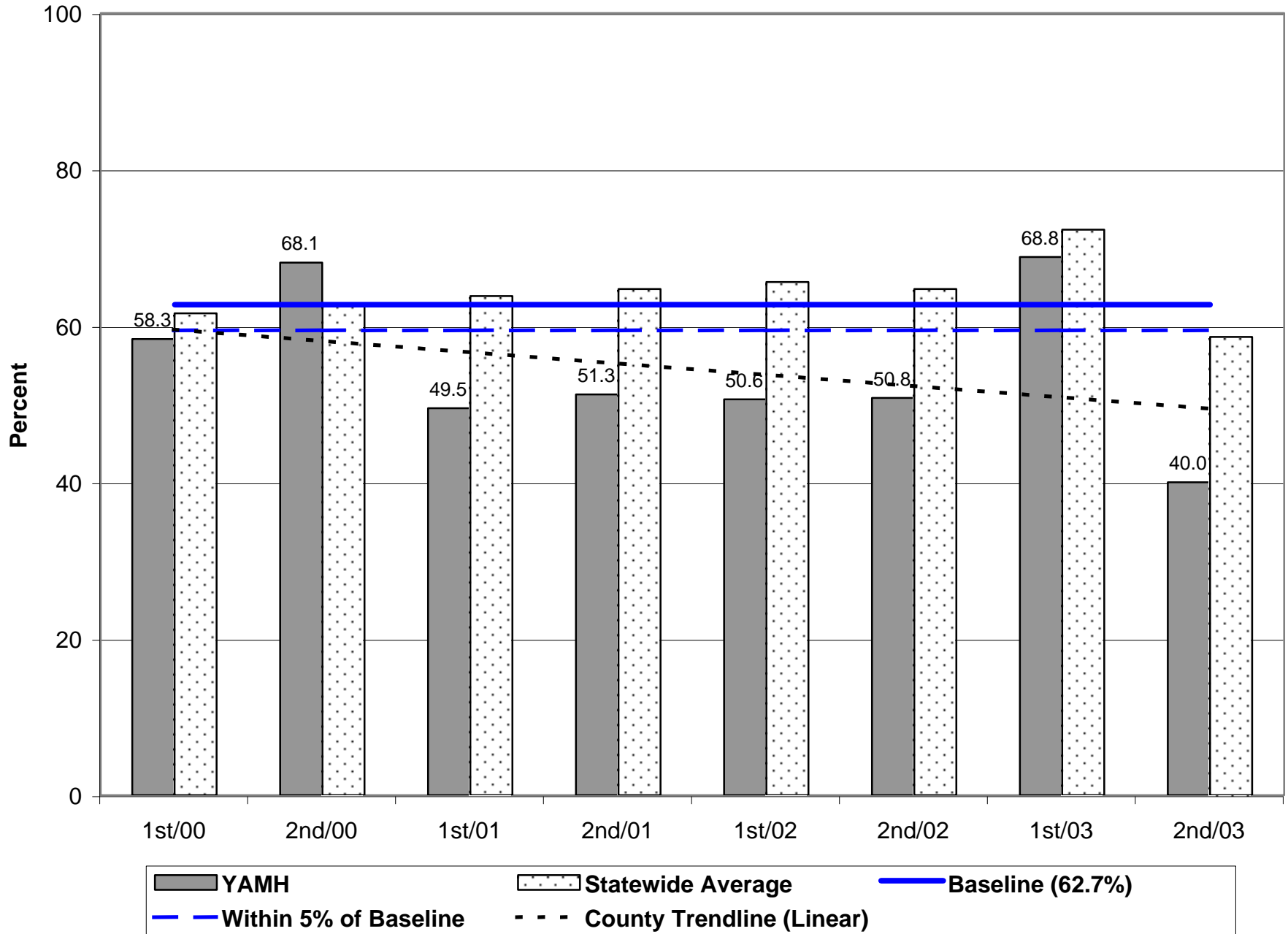
Probation Positive Case Closures - 2nd Half 2003



Parole/Post-Prison Supervision Positive Case Closures - 2nd Half 2003



Probation Positive Case Closures - 2nd Half 2003



Parole/Post-Prison Supervision Positive Case Closures - 2nd Half 2003

