



Oregon

Theodore R. Kulongoski, Governor

Department of Corrections

Transitional Services Division
2575 Center Street NE
Salem, OR 97301-4667
Phone: 503-945-9055
FAX: 503-373-1173

January 17, 2006



TO: County Commissioners
Community Corrections Directors
Sheriffs
Local Public Safety Coordinating Council Chairs

FROM: Ginger Martin
Assistant Director

SUBJECT: COMMUNITY CORRECTIONS OUTCOME MEASURES FOR 1st HALF 2005

Enclosed are the 1st Half 2005 performance outcome measure results for the state. Meeting these outcomes is part of the intergovernmental agreement between the State and the county. The outcome measures are:

1. Reduce Criminal Behavior:
 - a. Reduce recidivism, as measured by felony convictions from initial admission to probation, tracking for three years from admission.
 - b. Reduce recidivism, as measured by felony convictions from first release to parole/post-prison supervision, tracking for three years from release.
2. Enforce Court and Board Orders:
 - a. Increase the percentage of positive case closures for offenders on parole/post-prison supervision.
 - b. Increase the percentage of positive case closures for offenders on probation.
3. Assist Offenders to Change:
 - a. Increase employment rates for offenders on supervision.
 - b. Increase the rate of participation in treatment programs for offenders on supervision.
4. Provide Reparation to Victims
 - a. Increase the percentage of restitution and compensatory fines collected, owed to victims.
 - b. Increase the number of community service hours provided by offenders on supervision.

All four outcomes (eight measures) are being provided during this reporting period for the second time. Community corrections agencies enter this data.



More detail, as well as historical data for each county, can be found on the Department of Corrections website at www.oregon.gov/DOC/TRANS/CC/outcome_measures.shtml. For comparison purposes, we have included tables and charts showing each county's outcome for the 1st Half 2005. If you do not see certain charts specific to your county's performance, it is because the number of offenders in the category was very small, making the result too much subject to chance to present.

If you have any questions, comments or suggestions about the attachments, please contact Denise Turner at (503) 945-9055 or e-mail at Denise.Turner@doc.state.or.us.

TABLE OF CONTENTS

RECIDIVISM

STATEWIDE.....	5
BAKER COUNTY.....	11
BENTON COUNTY.....	12
CLACKAMAS COUNTY.....	15
CLATSOP COUNTY.....	20
COLUMBIA COUNTY.....	25
COOS COUNTY.....	28
CROOK COUNTY.....	33
CURRY COUNTY.....	34
DESCHUTES COUNTY.....	37
DOUGLAS COUNTY.....	42
GRANT COUNTY.....	47
HARNEY COUNTY.....	48
HOOD RIVER COUNTY.....	49
JACKSON COUNTY.....	50
JEFFERSON COUNTY.....	55
JOSEPHINE COUNTY.....	58
KLAMATH/LAKE COUNTY.....	63
LANE COUNTY.....	68
LINCOLN COUNTY.....	73
LINN COUNTY.....	78
MALHEUR COUNTY.....	83
MARION COUNTY.....	86
MULTNOMAH COUNTY.....	91
POLK COUNTY.....	113
TILLAMOOK COUNTY.....	118
TRI-COUNTY (GILLIAM/SHERMAN/WHEELER).....	121
UMATILLA/MORROW COUNTIES.....	122
UNION/WALLOWA COUNTY.....	127
WASCO COUNTY.....	128
WASHINGTON COUNTY.....	129
YAMHILL COUNTY.....	134

POSITIVE CASE CLOSURES

STATEWIDE.....	139
BENTON COUNTY.....	155
CLACKAMAS COUNTY.....	156
CLATSOP COUNTY.....	158
COLUMBIA COUNTY.....	159
COOS COUNTY.....	161
DESCHUTES COUNTY.....	163
DOUGLAS COUNTY.....	165
HOOD COUNTY.....	167
JACKSON COUNTY.....	168
JEFFERSON COUNTY.....	170
JOSEPHINE COUNTY.....	171
KLAMATH/LAKE COUNTY.....	173
LANE COUNTY.....	175
LINCOLN COUNTY.....	177
LINN COUNTY.....	179
MALHEUR COUNTY.....	181
MARION COUNTY.....	182
MULTNOMAH COUNTY.....	184
POLK COUNTY.....	186
UMATILLA/MORROW.....	188
UNION/WALLOWA COUNTY.....	190
WASCO COUNTY.....	191
WASHINGTON COUNTY.....	192
YAMHILL COUNTY.....	194
<u>EMPLOYMENT</u>	196
<u>TREATMENT</u>	197
<u>RESTITUTION</u>	198
<u>COMMUNITY SERVICE</u>	199

OREGON DEPARTMENT OF CORRECTIONS
RECIDIVISM OF NEW PAROLEES AND PROBATIONERS
All Offenders - Updated: November 1, 2005

	PAROLE-PPS				PROBATION			
	Cumulative Percent Convicted of Any Felony After First Release to Parole-PPS				Cumulative Percent Convicted of Any Felony After First Sentence to Felony Probation			
	Percent convicted in ...months				Percent convicted in ...months			
Cohort	12	24	36	Total released	12	24	36	Total sentenced
1st/87	15.2	26.8	36.3	906				
2nd/87	18.5	31.4	38.9	1,049				
1st/88	19.0	31.3	38.5	1,093				
2nd/88	16.6	29.7	36.6	1,078				
1st/89	17.2	28.2	33.8	1,137				
2nd/89	18.3	27.7	34.3	1,166				
1st/90	19.6	30.0	36.6	1,406	11.4	17.8	22.0	4,500
2nd/90	14.6	24.9	31.6	1,475	11.0	17.6	21.9	3,856
1st/91	14.6	26.0	32.9	1,545	10.4	16.8	21.8	4,280
2nd/91	13.7	24.8	33.3	1,450	10.5	18.2	22.1	3,845
1st/92	13.9	23.8	31.3	1,667	10.3	17.1	21.4	4,379
2nd/92	14.2	23.6	29.7	1,674	10.4	17.6	22.1	3,984
1st/93	15.5	25.2	31.8	1,514	11.7	18.9	23.0	4,178
2nd/93	13.5	24.0	30.5	1,595	11.2	18.3	22.9	4,081
1st/94	13.4	23.0	30.6	1,490	12.2	20.6	25.4	4,315
2nd/94	13.6	22.6	28.9	1,560	12.2	20.5	25.0	4,085
1st/95	14.2	24.0	30.7	1,623	13.9	21.6	26.6	4,608
2nd/95	16.0	25.6	33.6	1,871	12.2	20.1	25.3	4,531
1st/96	12.3	24.9	31.6	1,839	11.1	19.3	24.5	4,782
2nd/96	12.6	24.2	31.5	1,973	11.0	18.6	23.2	4,400
1st/97	12.7	23.5	29.9	1,939	11.0	19.1	23.9	4,629
2nd/97	12.9	23.1	29.6	1,795	13.9	22.0	26.8	4,364
1st/98	13.0	23.3	29.5	1,973	13.3	21.2	26.3	4,829
2nd/98	13.9	23.6	30.5	2,272	11.9	19.2	24.1	4,840
1st/99	15.3	25.4	32.6	2,300	12.0	19.3	24.0	4,851
2nd/99	14.6	25.4	32.7	2,471	12.6	19.7	24.3	4,670
1st/00	12.4	23.3	30.7	2,447	11.4	19.8	24.0	4,960
2nd/00	13.9	24.1	31.3	2,416	12.0	19.3	23.6	4,426
1st/01	14.9	24.4	30.5	2,581	11.3	19.1	23.3	4,864
2nd/01	12.7	22.1	30.6	2,607	12.1	19.1	24.2	4,462
1st/02	12.1	21.4	29.0	2,452	12.1	20.2	24.8	4,813
2nd/02	10.3	20.2		2,763	10.3	18.5		4,570
1st/03	13.8	24.2		2,590	10.0	18.2		4,176
2nd/03	13.1			2,565	11.7			4,239
1st/04	13.2			2,765	13.0			4,659

Notes:

Parole: Recidivism is defined as the total percentage of a release cohort that was convicted of any felony at any time within the specified number of months following release from prison. A release cohort is defined as comprising all individuals who were released to parole or PPS during a six month period. It excludes those released from prison following a revocation from parole/PPS. Inmates initially released on temporary or transitional leave are also included as of their parole or PPS date.

Probation: Recidivism is defined as the total percentage of an admission cohort that was convicted of any felony at any time within the specified number of months after beginning probation. An admission cohort is defined as comprising all individuals who were sentenced for the first time to felony probation during the same six month period. Some offenders have been sentenced to probation more than once. Each new probation admission is considered a separate case.

OREGON DEPARTMENT OF CORRECTIONS
RECIDIVISM OF NEW PAROLEES AND PROBATIONERS
Sex Offenders - Updated: November 1, 2005

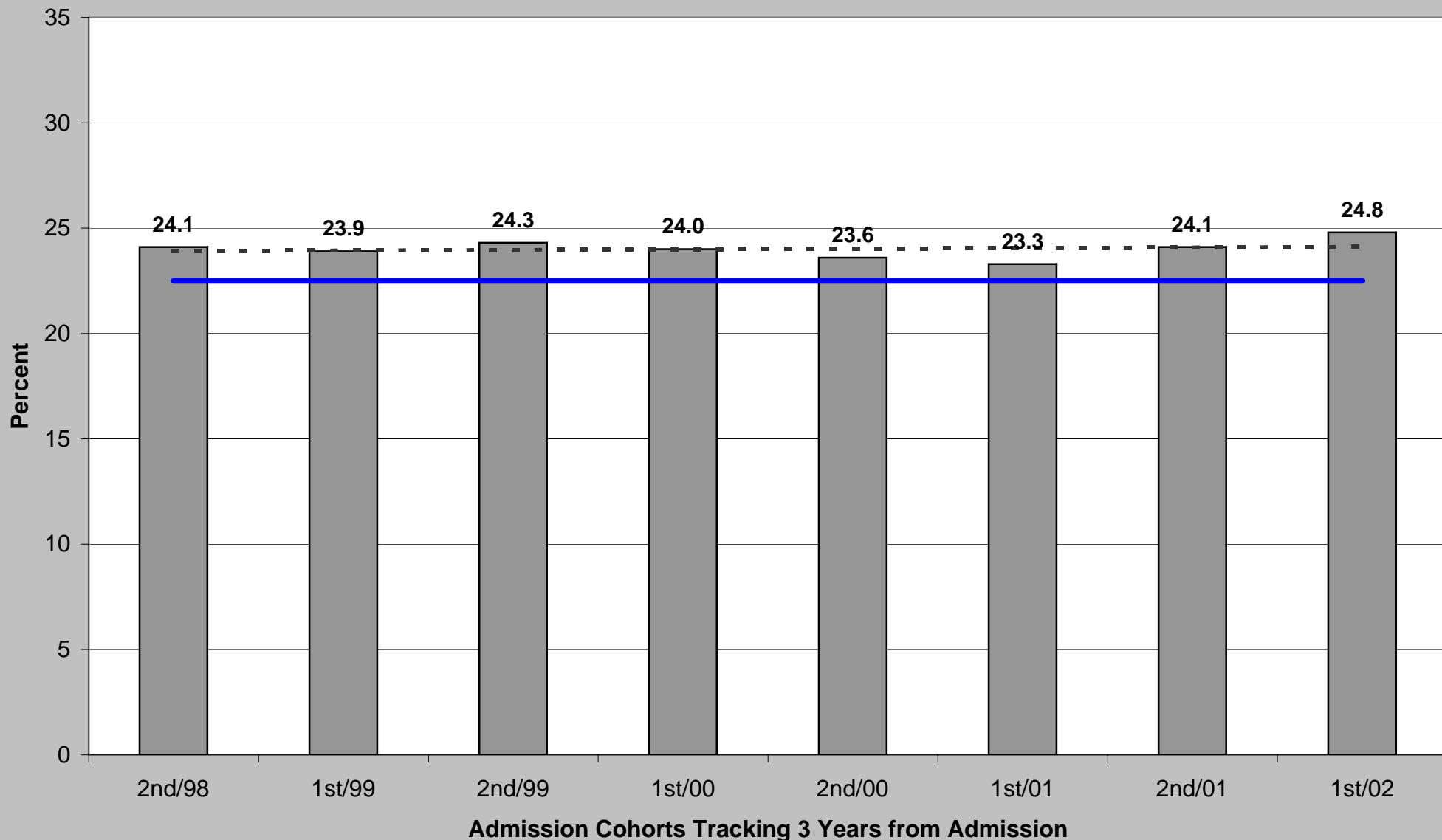
	PAROLE-PPS				PROBATION			
	Cumulative Percent Convicted of Any Felony After First Release to Parole-PPS				Cumulative Percent Convicted of Any Felony After First Sentence to Felony Probation			
	Percent convicted in ...months			Total released	Percent convicted in ...months			Total sentenced
Cohort	12	24	36		12	24	36	
1st/87	0.0	0.0	0.0	0				
2nd/87	0.0	0.0	0.0	0				
1st/88	0.0	0.0	0.0	0				
2nd/88	0.0	0.0	0.0	0				
1st/89	5.5	9.2	13.8	109				
2nd/89	3.6	6.0	7.1	84				
1st/90	4.1	9.1	13.2	121	6.4	7.7	9.1	220
2nd/90	3.1	6.1	7.6	131	6.8	10.5	11.5	191
1st/91	3.1	6.2	9.2	130	5.3	7.1	8.4	226
2nd/91	4.1	11.6	17.0	147	5.1	8.1	10.2	235
1st/92	4.1	8.8	9.9	171	3.9	7.4	8.2	231
2nd/92	2.8	6.5	9.3	214	4.1	6.6	7.8	243
1st/93	4.9	7.1	11.5	226	6.2	8.4	10.6	274
2nd/93	5.0	9.5	11.3	222	3.4	7.5	11.3	266
1st/94	4.1	7.8	9.1	219	3.5	5.3	7.0	228
2nd/94	4.1	10.7	15.2	197	4.4	8.3	11.2	205
1st/95	4.3	8.3	11.7	230	5.9	9.4	11.3	203
2nd/95	5.8	8.9	12.0	225	4.7	8.1	9.3	172
1st/96	5.1	8.7	11.7	196	4.7	8.9	9.5	169
2nd/96	4.5	10.0	14.5	220	4.8	6.4	8.6	187
1st/97	2.5	7.0	9.5	242	6.0	8.4	9.6	167
2nd/97	4.0	8.5	11.2	224	5.8	11.0	14.5	173
1st/98	1.3	4.7	9.4	234	6.3	9.4	12.5	128
2nd/98	4.8	8.0	11.2	251	6.7	11.3	16.0	150
1st/99	1.9	8.0	13.1	213	5.9	9.1	12.3	187
2nd/99	5.6	13.4	19.9	216	7.0	9.6	14.6	157
1st/00	1.9	7.7	12.9	209	6.5	16.8	18.1	155
2nd/00	6.9	13.0	16.2	247	6.8	9.9	12.4	161
1st/01	6.2	11.5	17.7	243	10.3	13.6	15.2	184
2nd/01	5.4	11.5	17.6	261	6.2	7.4	9.9	162
1st/02	2.2	7.4	13.5	229	5.6	8.1	11.9	160
2nd/02	4.5	10.1		267	5.7	8.9		158
1st/03	6.0	12.1		265	6.5	9.4		170
2nd/03	4.9			267	11.6			155
1st/04	5.0			281	7.4			162

Notes:

Parole: Recidivism is defined as the total percentage of a release cohort that was convicted of any felony at any time within the specified number of months following release from prison. A release cohort is defined as comprising all individuals who were released to parole or PPS during a six month period. It excludes those released from prison following a revocation from parole/PPS. Inmates initially released on temporary or transitional leave are also included as of their parole or PPS date.

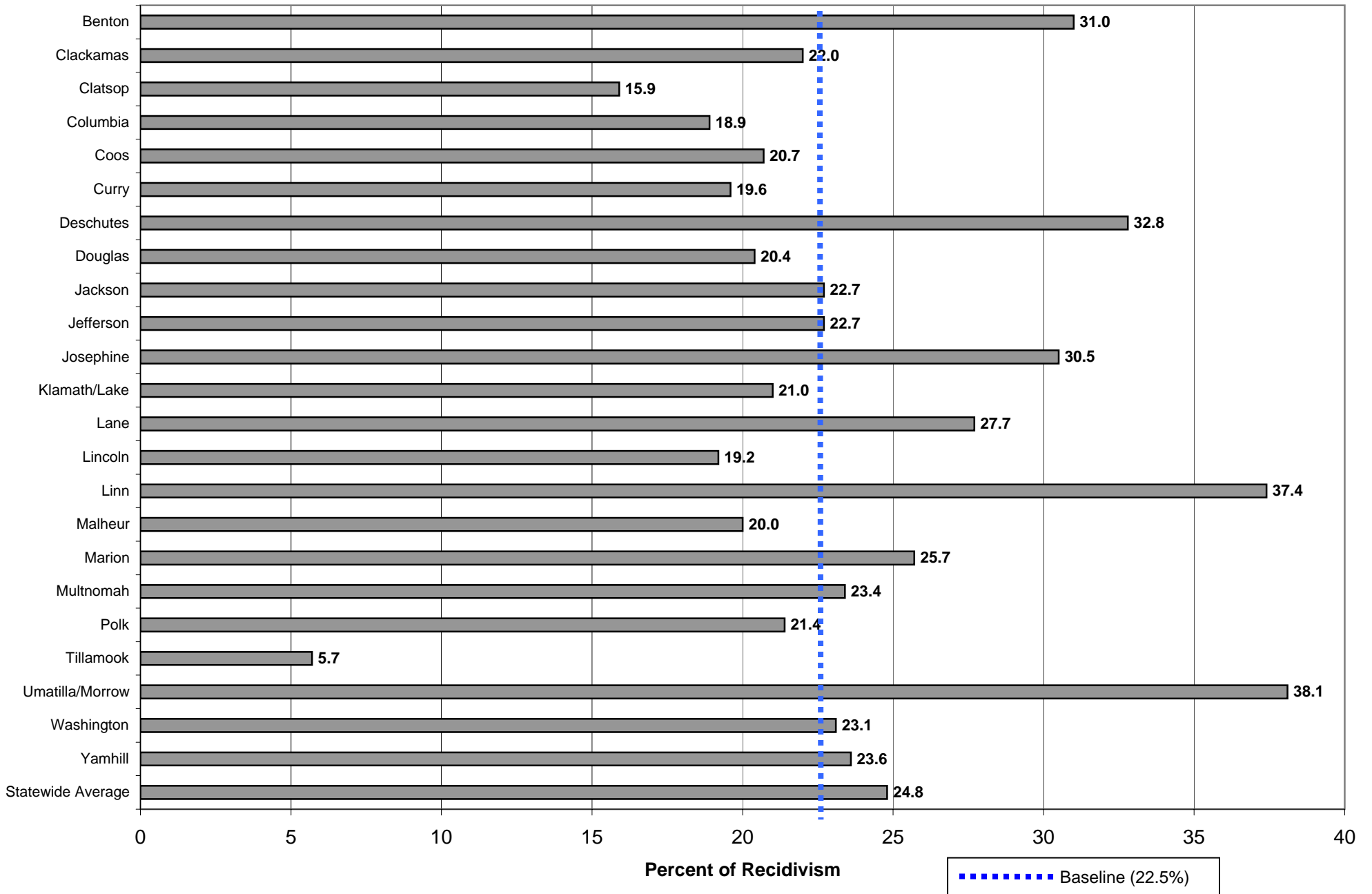
Probation: Recidivism is defined as the total percentage of an admission cohort that was convicted of any felony at any time within the specified number of months after beginning probation. An admission cohort is defined as comprising all individuals who were sentenced for the first time to felony probation during the same six month period. Some offenders have been sentenced to probation more than once. Each new probation admission is considered a separate case.

Statewide Probation Recidivism Rates through 1st Half 2005

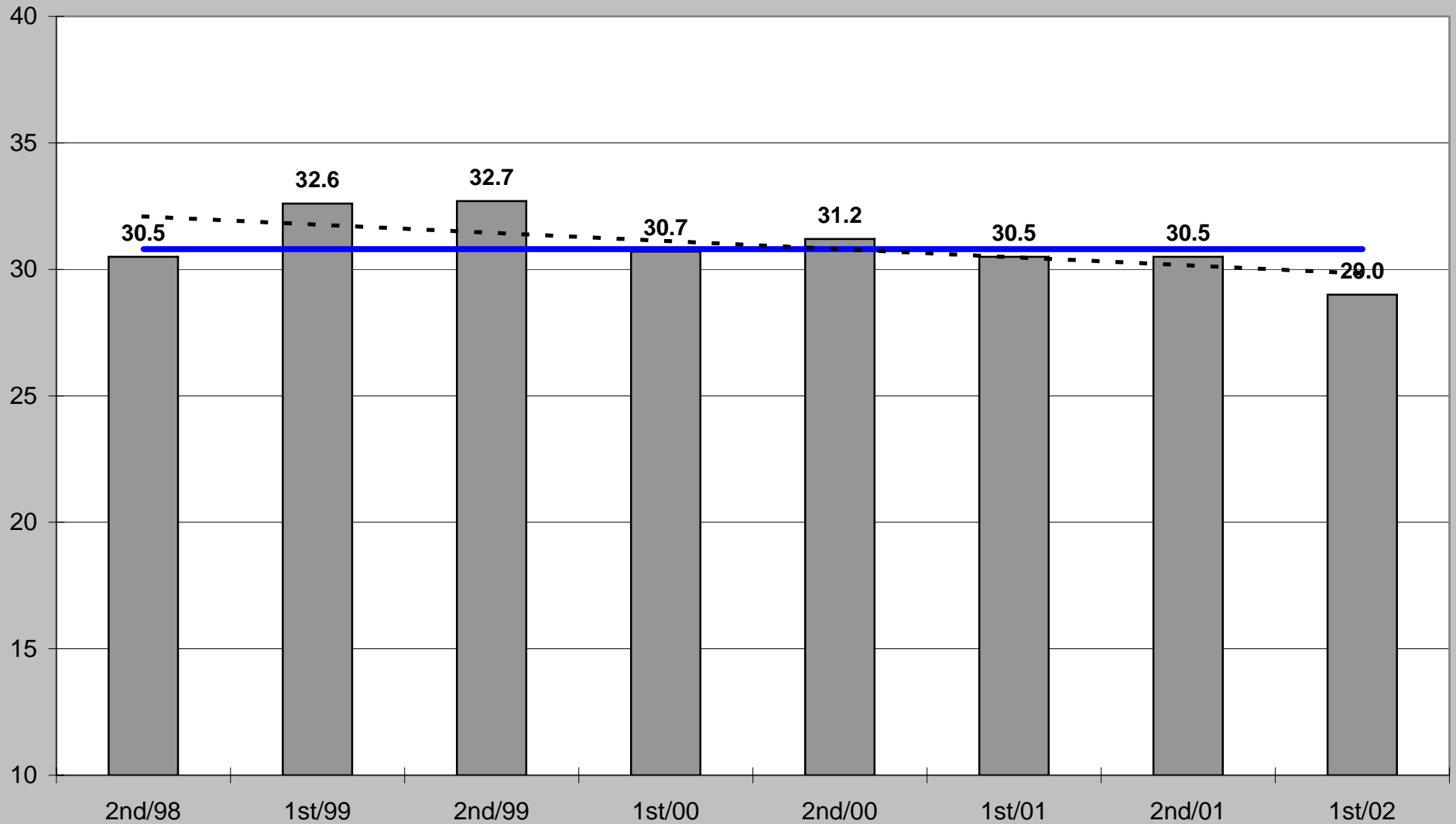


■ Recidivism Rate — Baseline Rate (22.5%) - - - Trend (Linear)

Probation Recidivism by County for 1st Half 2005 (Admission Cohort >30)

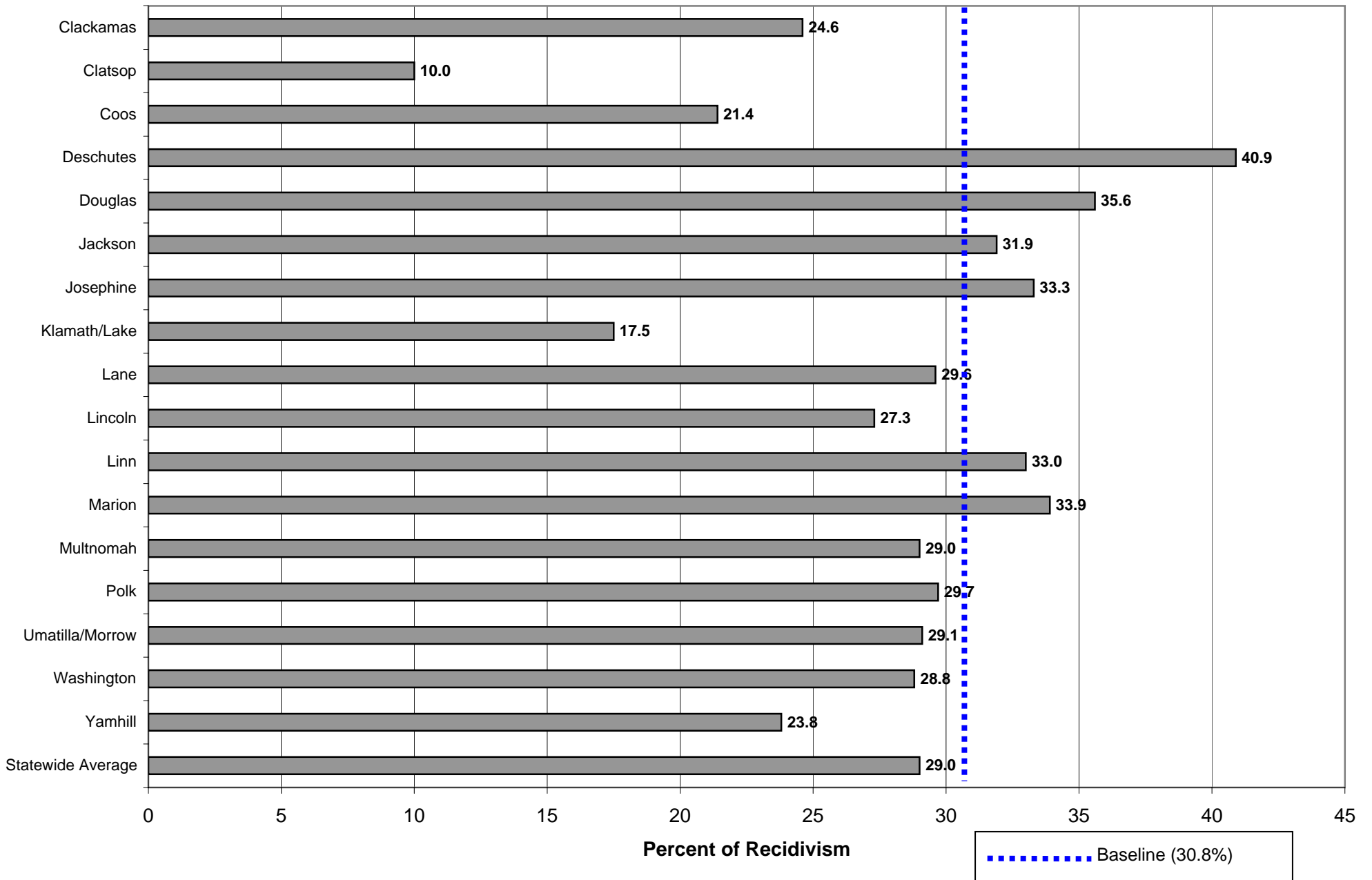


Statewide Parole/Post-Prison Supervision Recidivism Rates through 1st Half 2005



■ Recidivism Rate — Baseline Rate (30.8%) - - - Trendline (linear)

Parole/Post-Prison Supervision Recidivism by County for 1st Half 2005 (Release Cohort >30)



**OREGON DEPARTMENT OF CORRECTIONS
 RECIDIVISM OF NEW PAROLEES AND PROBATIONERS
 Baker - Updated: November 2, 2005**

	PAROLE-PPS			PROBATION		
	Cumulative Percent Convicted of Any Felony After First Release to Parole-PPS			Cumulative Percent Convicted of Any Felony After First Sentence to Felony Probation		
	Percent convicted in ...months			Percent convicted in ...months		
Cohort	12	24	36	12	24	36
2nd/94	0.0	0.0	33.3	0.0	10.0	10.0
1st/95	0.0	0.0	25.0	18.8	22.2	23.5
2nd/95	33.3	33.3	100.0	20.0	29.0	29.0
1st/96	33.3	33.3	40.0	21.4	30.8	30.8
2nd/96	33.3	40.0	45.5	15.4	13.3	28.6
1st/97	0.0	0.0	12.5	22.2	22.2	20.0
2nd/97	0.0	66.7	66.7	5.0	15.8	15.8
1st/98	33.3	33.3	50.0	26.3	41.2	44.4
2nd/98	30.0	30.0	36.4	0.0	0.0	0.0
1st/99	0.0	28.6	22.2	15.4	21.4	33.3
2nd/99	0.0	0.0	0.0	12.5	17.6	17.6
1st/00	0.0	14.3	33.3	13.3	13.3	13.3
2nd/00	0.0	0.0	0.0	7.4	14.8	20.8
1st/01	25.0	25.0	50.0	16.7	18.8	25.0
2nd/01	22.2	22.2	33.3	11.8	18.8	25.0
1st/02	0.0	33.3	33.3	22.6	31.3	31.3
2nd/02	0.0	0.0		0.0	3.8	
1st/03	12.5	25.0		5.3	10.0	
2nd/03	7.7			4.3		
1st/04	20.0			9.7		

Note: Slight changes from previous reports may occur due to data updating

Parole: Recidivism is defined as the total percentage of a release cohort that was convicted of any felony at any time within the specified number of months following release from prison.

A release cohort is defined as comprising all individuals who were released to parole or PPS during a six month period. It excludes those released from prison following a revocation from parole/PPS. Inmates initially released on temporary or transitional leave are also included as of their parole or PPS date

A county's release cohorts are defined as offenders under the county's supervision at the end of the specified number of months following release from incarceration, plus offenders who committed new felonies within that period.

Probation: Recidivism is defined as the total percentage of an admission cohort that was convicted of any felony at any time within the specified number of months after beginning probation

An admission cohort is defined as comprising all individuals who were sentenced for the first time to felony probation during the same six month period. Some offenders have been sentenced to probation more than once. Each new probation admission is considered a separate case

A county's admission cohorts are defined as offenders under the county's supervision at the end of the specified number of months following admission to probation, plus offenders who committed new felonies within that period.

**OREGON DEPARTMENT OF CORRECTIONS
 RECIDIVISM OF NEW PAROLEES AND PROBATIONERS
 Benton - Updated: November 2, 2005**

	PAROLE-PPS			PROBATION		
	Cumulative Percent Convicted of Any Felony After First Release to Parole-PPS			Cumulative Percent Convicted of Any Felony After First Sentence to Felony Probation		
	Percent convicted in ...months			Percent convicted in ...months		
Cohort	12	24	36	12	24	36
2nd/94	23.1	53.8	53.8	11.4	14.3	18.2
1st/95	23.1	53.8	53.8	18.2	26.5	27.5
2nd/95	27.3	45.5	45.5	9.1	24.6	24.1
1st/96	18.8	26.7	40.0	16.1	23.7	25.4
2nd/96	22.2	27.8	27.8	16.3	17.0	23.9
1st/97	6.7	6.3	18.8	4.6	20.0	22.2
2nd/97	16.7	27.3	50.0	13.3	20.5	23.3
1st/98	7.7	15.4	15.4	17.0	23.5	33.3
2nd/98	9.5	19.0	19.0	7.0	17.9	24.5
1st/99	21.1	33.3	40.9	10.7	14.3	19.0
2nd/99	7.1	50.0	50.0	15.6	22.2	25.0
1st/00	9.1	10.0	40.0	13.6	25.0	31.6
2nd/00	7.7	11.1	23.5	24.4	32.5	33.3
1st/01	9.1	21.7	30.4	11.1	18.3	25.7
2nd/01	4.0	16.7	26.1	11.9	18.6	23.4
1st/02	9.5	22.7	28.6	10.3	25.0	31.0
2nd/02	24.0	33.3		24.0	28.6	
1st/03	17.4	26.1		11.1	18.9	
2nd/03	9.5			12.2		
1st/04	26.7			17.0		

Note: Slight changes from previous reports may occur due to data updating

Parole: Recidivism is defined as the total percentage of a release cohort that was convicted of any felony at any time within the specified number of months following release from prison.

A release cohort is defined as comprising all individuals who were released to parole or PPS during a six month period. It excludes those released from prison following a revocation from parole/PPS. Inmates initially released on temporary or transitional leave are also included as of their parole or PPS date

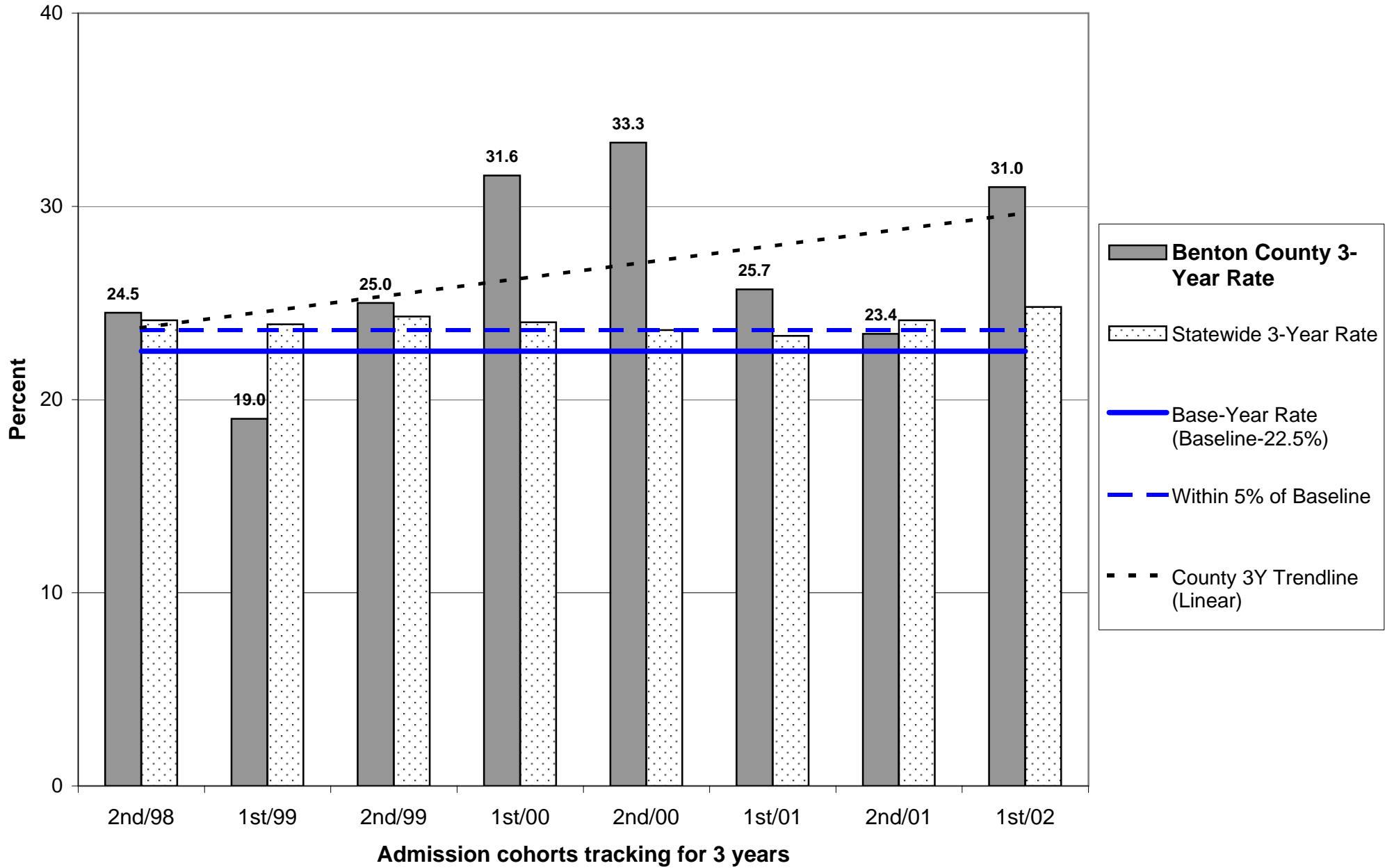
A county's release cohorts are defined as offenders under the county's supervision at the end of the specified number of months following release from incarceration, plus offenders who committed new felonies within that period.

Probation: Recidivism is defined as the total percentage of an admission cohort that was convicted of any felony at any time within the specified number of months after beginning probation

An admission cohort is defined as comprising all individuals who were sentenced for the first time to felony probation during the same six month period. Some offenders have been sentenced to probation more than once. Each new probation admission is considered a separate case

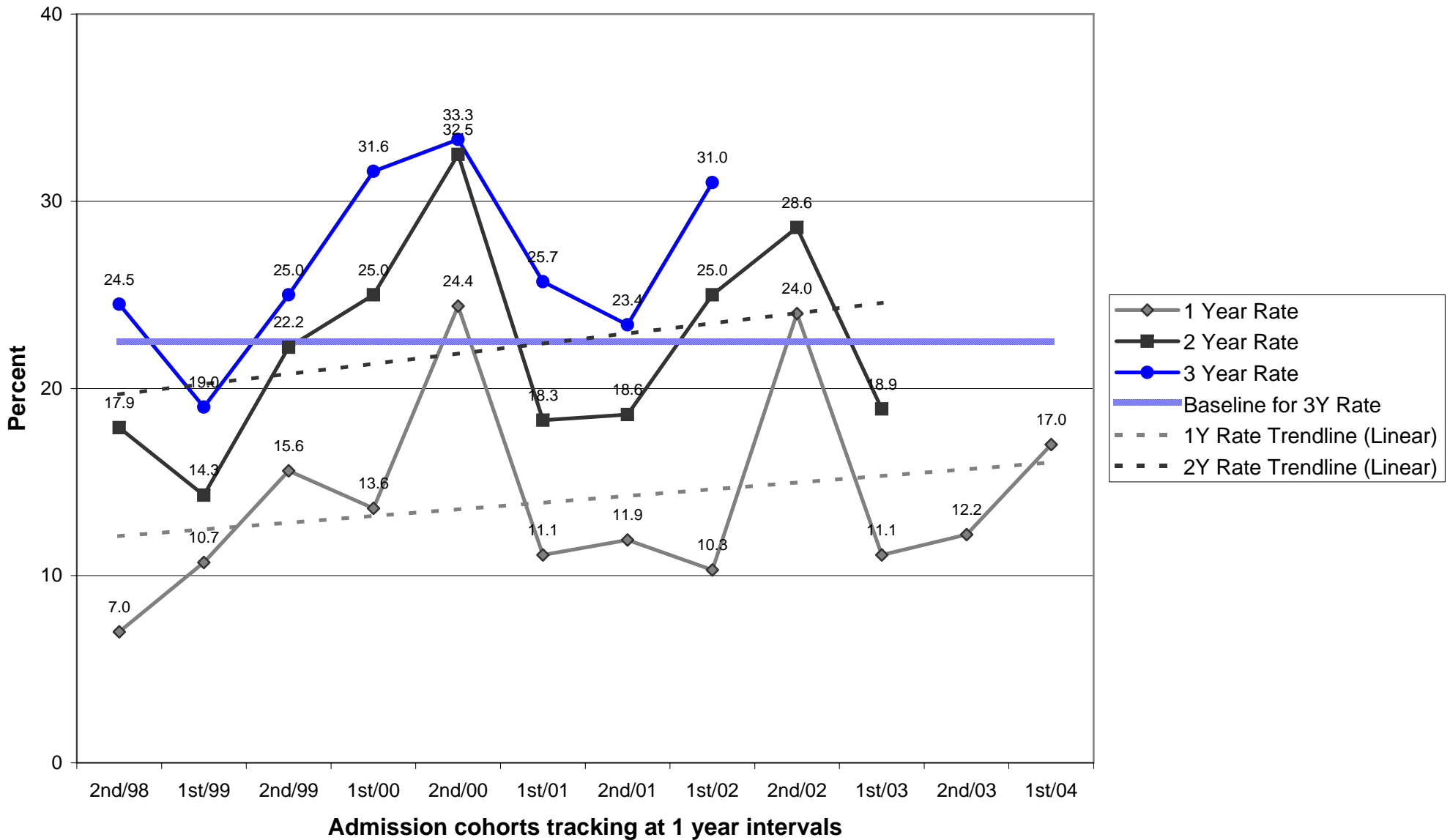
A county's admission cohorts are defined as offenders under the county's supervision at the end of the specified number of months following admission to probation, plus offenders who committed new felonies within that period.

Probation Recidivism Rates - 1st Half 2005



Probation Recidivism Rates - 1st Half 2005

Benton County



**OREGON DEPARTMENT OF CORRECTIONS
 RECIDIVISM OF NEW PAROLEES AND PROBATIONERS
 Clackamas - Updated: November 2, 2005**

Cohort	PAROLE-PPS			PROBATION		
	Cumulative Percent Convicted of Any Felony After First Release to Parole-PPS			Cumulative Percent Convicted of Any Felony After First Sentence to Felony Probation		
	Percent convicted in ...months			Percent convicted in ...months		
	12	24	36	12	24	36
2nd/94	15.1	16.4	31.5	11.8	18.1	23.0
1st/95	13.6	23.2	28.4	16.6	22.3	24.9
2nd/95	13.3	23.8	34.9	12.2	21.5	24.5
1st/96	11.3	21.6	29.2	10.6	20.8	25.0
2nd/96	14.7	29.0	41.4	8.6	15.1	18.6
1st/97	8.0	17.7	24.0	9.0	14.3	20.0
2nd/97	13.8	25.0	32.7	12.6	17.9	21.6
1st/98	12.0	21.9	31.2	10.3	16.8	21.9
2nd/98	19.0	27.0	32.4	10.7	15.2	18.1
1st/99	10.8	16.5	20.4	12.7	18.5	20.6
2nd/99	12.2	25.2	30.3	10.3	17.2	20.3
1st/00	16.0	19.6	25.3	8.6	14.7	17.5
2nd/00	11.8	17.4	24.1	8.1	15.5	18.8
1st/01	12.6	21.8	28.1	9.2	15.2	18.9
2nd/01	14.1	17.2	23.1	9.4	15.5	21.1
1st/02	9.6	15.6	24.6	9.6	18.5	22.0
2nd/02	9.7	20.8		8.6	15.7	
1st/03	16.1	20.6		7.1	13.1	
2nd/03	10.1			7.9		
1st/04	7.4			12.6		

Note: Slight changes from previous reports may occur due to data updating

Parole: Recidivism is defined as the total percentage of a release cohort that was convicted of any felony at any time within the specified number of months following release from prison.

A release cohort is defined as comprising all individuals who were released to parole or PPS during a six month period. It excludes those released from prison following a revocation from parole/PPS. Inmates initially released on temporary or transitional leave are also included as of their parole or PPS date

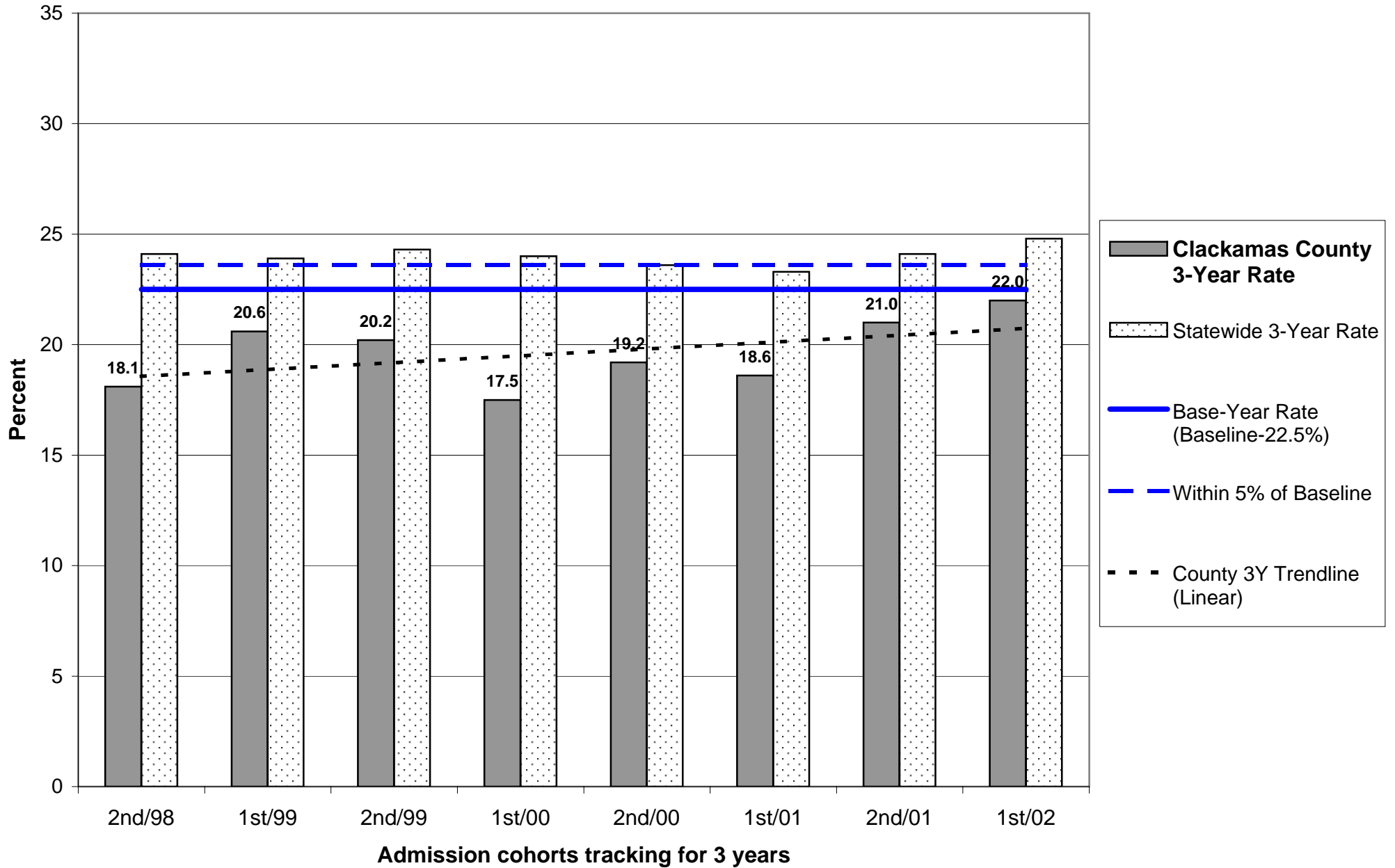
A county's release cohorts are defined as offenders under the county's supervision at the end of the specified number of months following release from incarceration, plus offenders who committed new felonies within that period.

Probation: Recidivism is defined as the total percentage of an admission cohort that was convicted of any felony at any time within the specified number of months after beginning probation

An admission cohort is defined as comprising all individuals who were sentenced for the first time to felony probation during the same six month period. Some offenders have been sentenced to probation more than once. Each new probation admission is considered a separate case

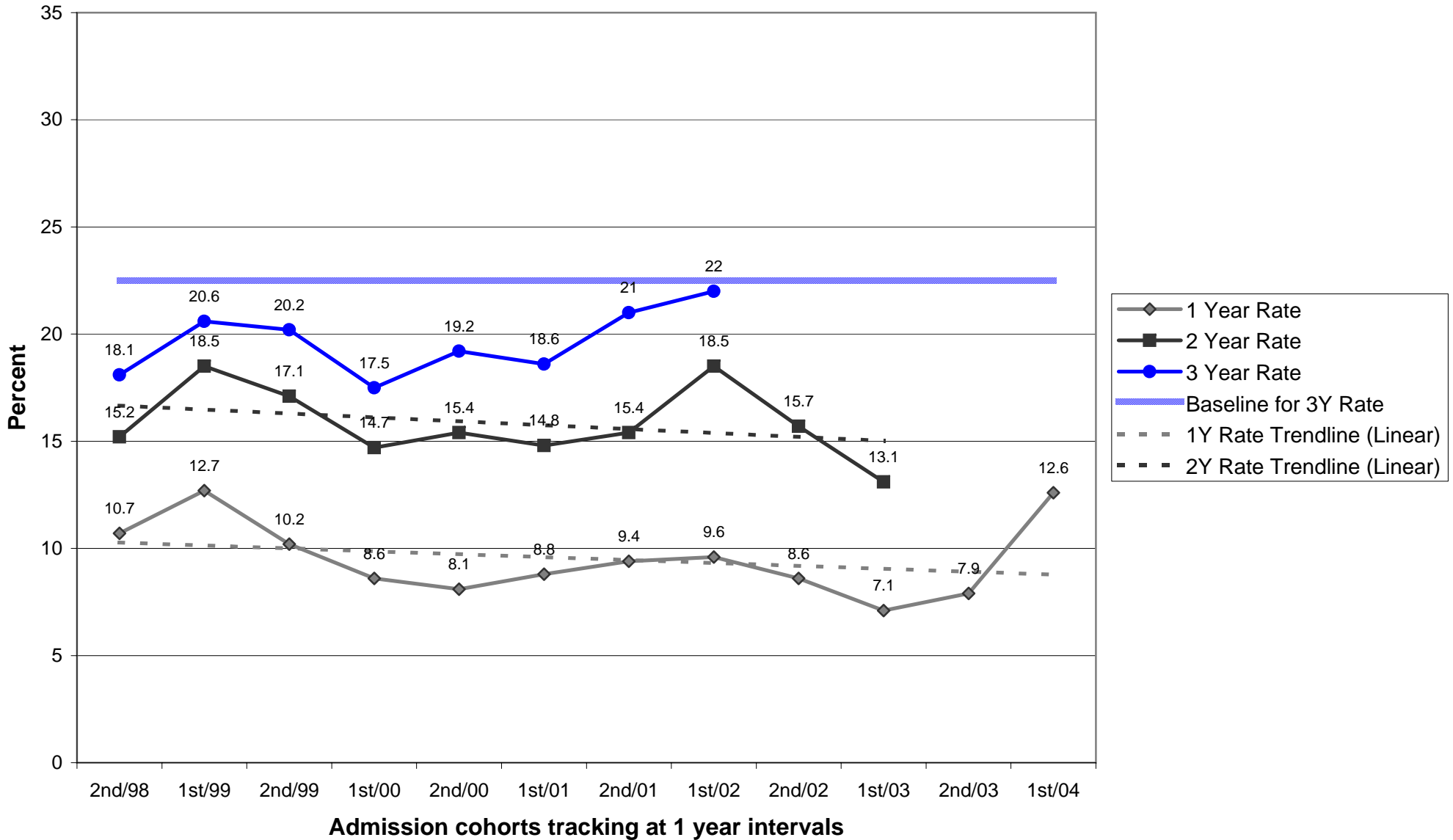
A county's admission cohorts are defined as offenders under the county's supervision at the end of the specified number of months following admission to probation, plus offenders who committed new felonies within that period.

Probation Recidivism Rates - 1st Half 2005

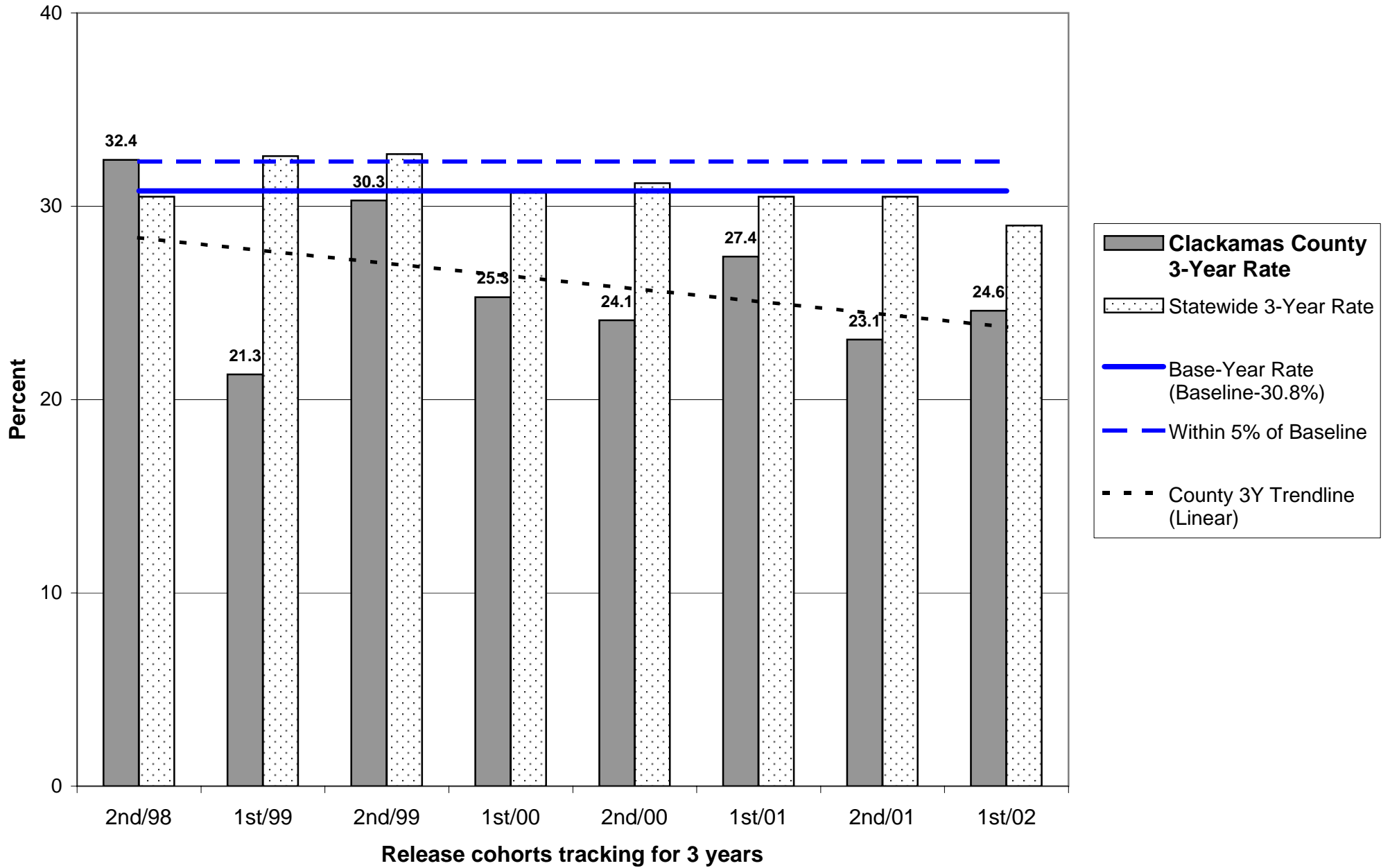


Probation Recidivism Rates - 1st Half 2005

Clackamas County

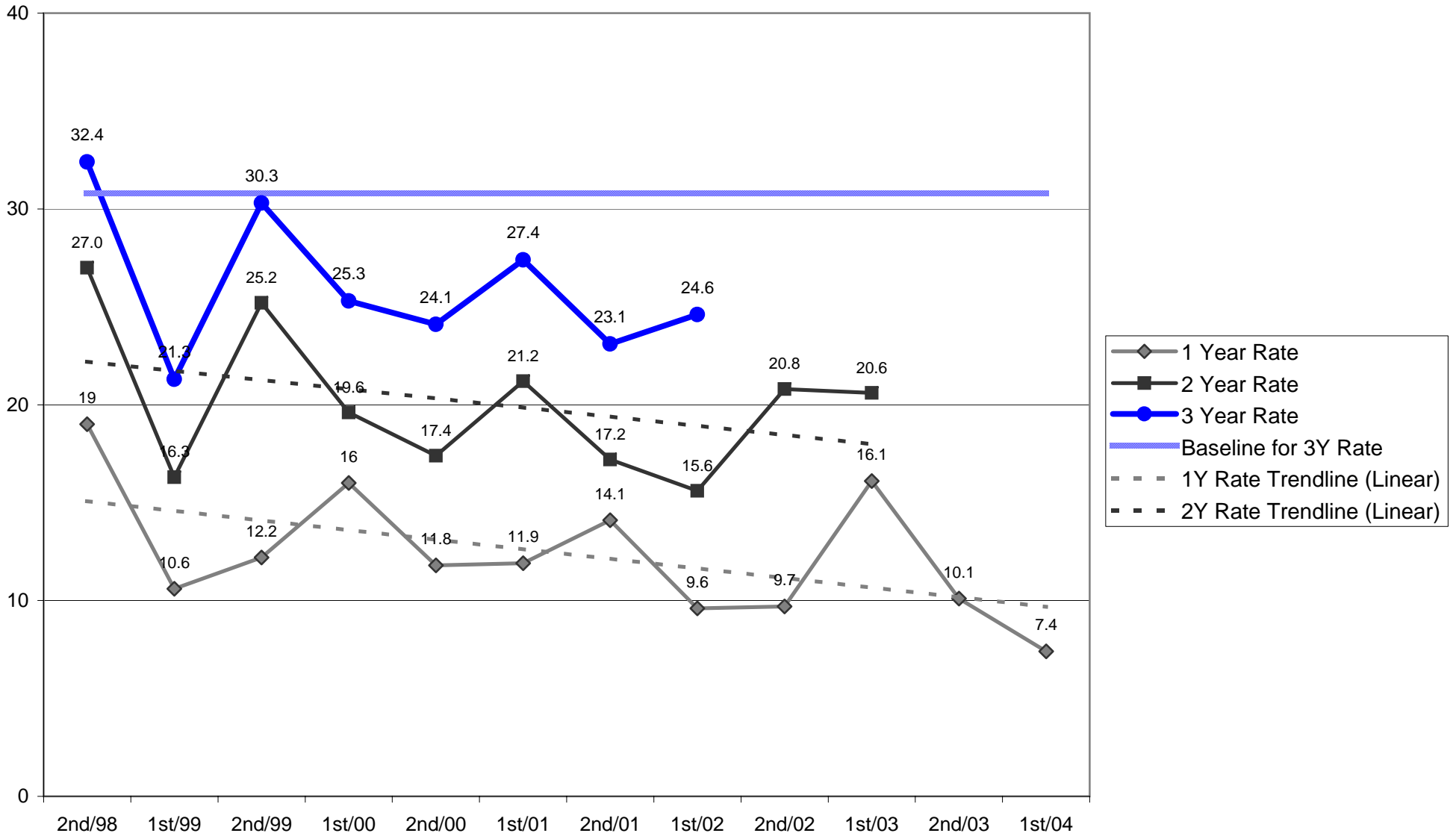


Parole/Post-Prison Supervision Recidivism Rates - 1st Half 2005



Parole/Post-Prison Supervision Recidivism Rates - 1st Half 2005

Clackamas County



**OREGON DEPARTMENT OF CORRECTIONS
 RECIDIVISM OF NEW PAROLEES AND PROBATIONERS
 Clatsop - Updated: November 2, 2005**

	PAROLE-PPS			PROBATION		
	Cumulative Percent Convicted of Any Felony After First Release to Parole-PPS			Cumulative Percent Convicted of Any Felony After First Sentence to Felony Probation		
	Percent convicted in ...months			Percent convicted in ...months		
Cohort	12	24	36	12	24	36
2nd/94	6.7	21.4	26.7	10.3	21.6	25.6
1st/95	12.5	33.3	44.4	0.0	12.9	16.7
2nd/95	23.5	26.3	33.3	21.6	23.7	27.5
1st/96	12.5	37.5	30.0	8.7	12.8	19.1
2nd/96	14.3	19.0	23.8	14.9	20.8	29.8
1st/97	8.7	12.5	12.5	8.7	22.2	24.4
2nd/97	13.6	28.6	27.3	15.2	22.2	26.7
1st/98	12.5	12.5	25.0	4.0	20.0	24.0
2nd/98	16.7	26.9	34.6	4.4	13.3	22.2
1st/99	14.3	40.0	55.0	5.7	17.3	18.9
2nd/99	14.8	29.6	33.3	6.3	19.6	25.5
1st/00	21.1	31.6	47.4	8.9	17.4	20.5
2nd/00	6.5	19.4	25.8	7.4	13.5	15.1
1st/01	9.7	22.6	32.3	6.6	17.6	20.3
2nd/01	10.3	17.5	27.5	11.9	13.3	15.6
1st/02	0.0	10.0	10.0	10.1	15.9	15.9
2nd/02	15.0	14.3		5.7	15.7	
1st/03	11.1	18.9		10.9	14.3	
2nd/03	17.5			7.4		
1st/04	15.4			10.0		

Note: Slight changes from previous reports may occur due to data updating

Parole: Recidivism is defined as the total percentage of a release cohort that was convicted of any felony at any time within the specified number of months following release from prison.

A release cohort is defined as comprising all individuals who were released to parole or PPS during a six month period. It excludes those released from prison following a revocation from parole/PPS. Inmates initially released on temporary or transitional leave are also included as of their parole or PPS date

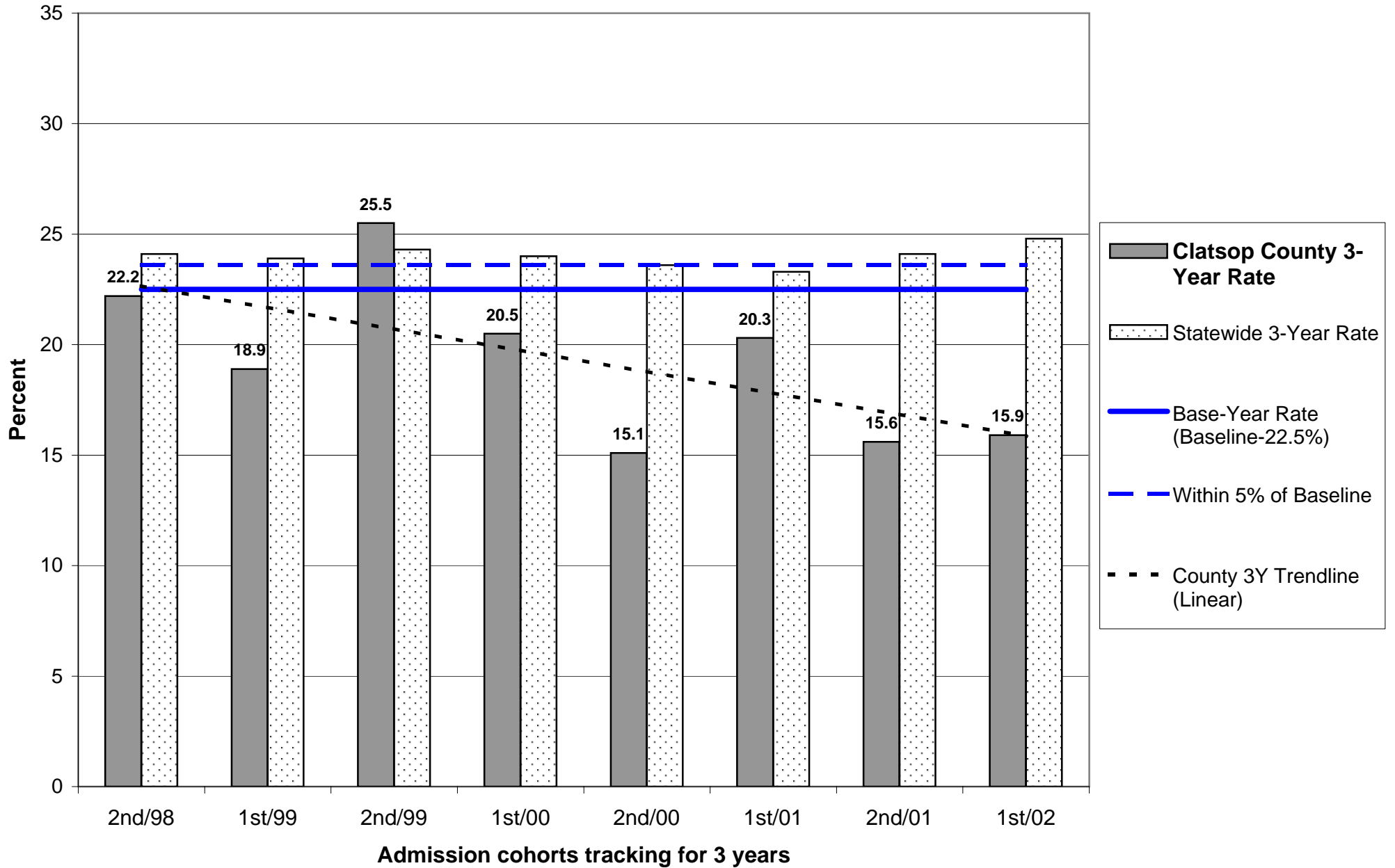
A county's release cohorts are defined as offenders under the county's supervision at the end of the specified number of months following release from incarceration, plus offenders who committed new felonies within that period.

Probation: Recidivism is defined as the total percentage of an admission cohort that was convicted of any felony at any time within the specified number of months after beginning probation

An admission cohort is defined as comprising all individuals who were sentenced for the first time to felony probation during the same six month period. Some offenders have been sentenced to probation more than once. Each new probation admission is considered a separate case

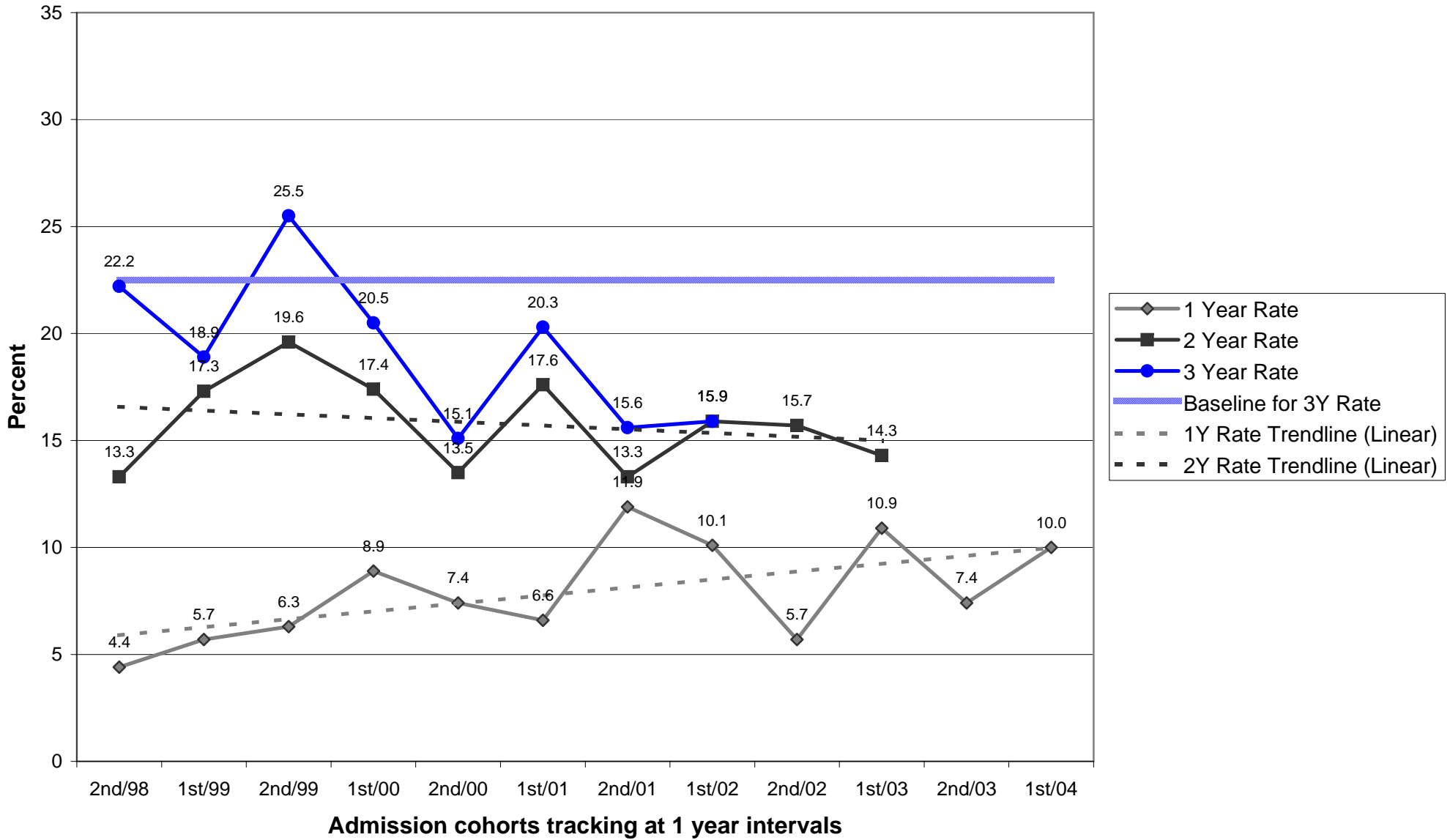
A county's admission cohorts are defined as offenders under the county's supervision at the end of the specified number of months following admission to probation, plus offenders who committed new felonies within that period.

Probation Recidivism Rates - 1st Half 2005

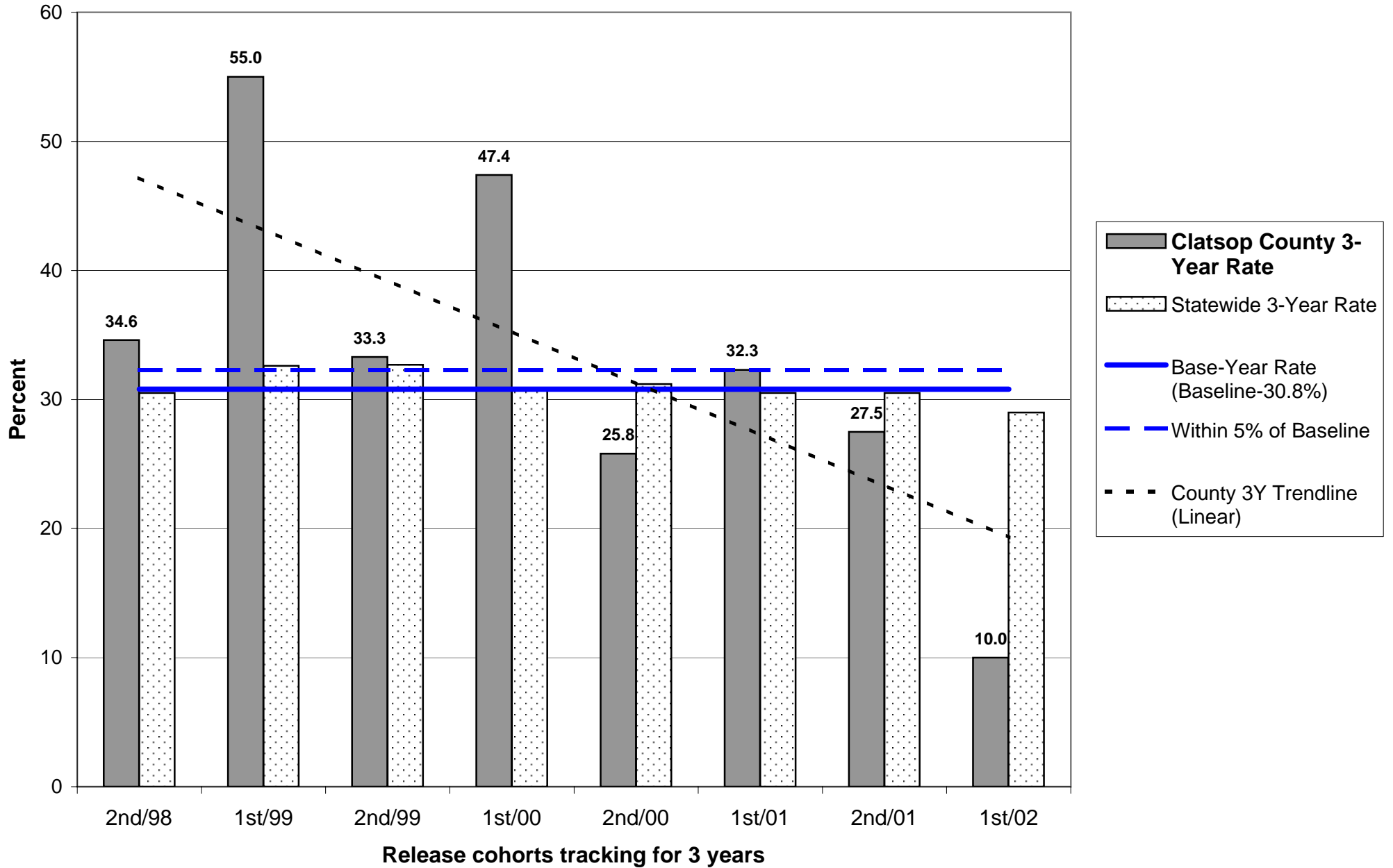


Probation Recidivism Rates - 1st Half 2005

Clatsop County

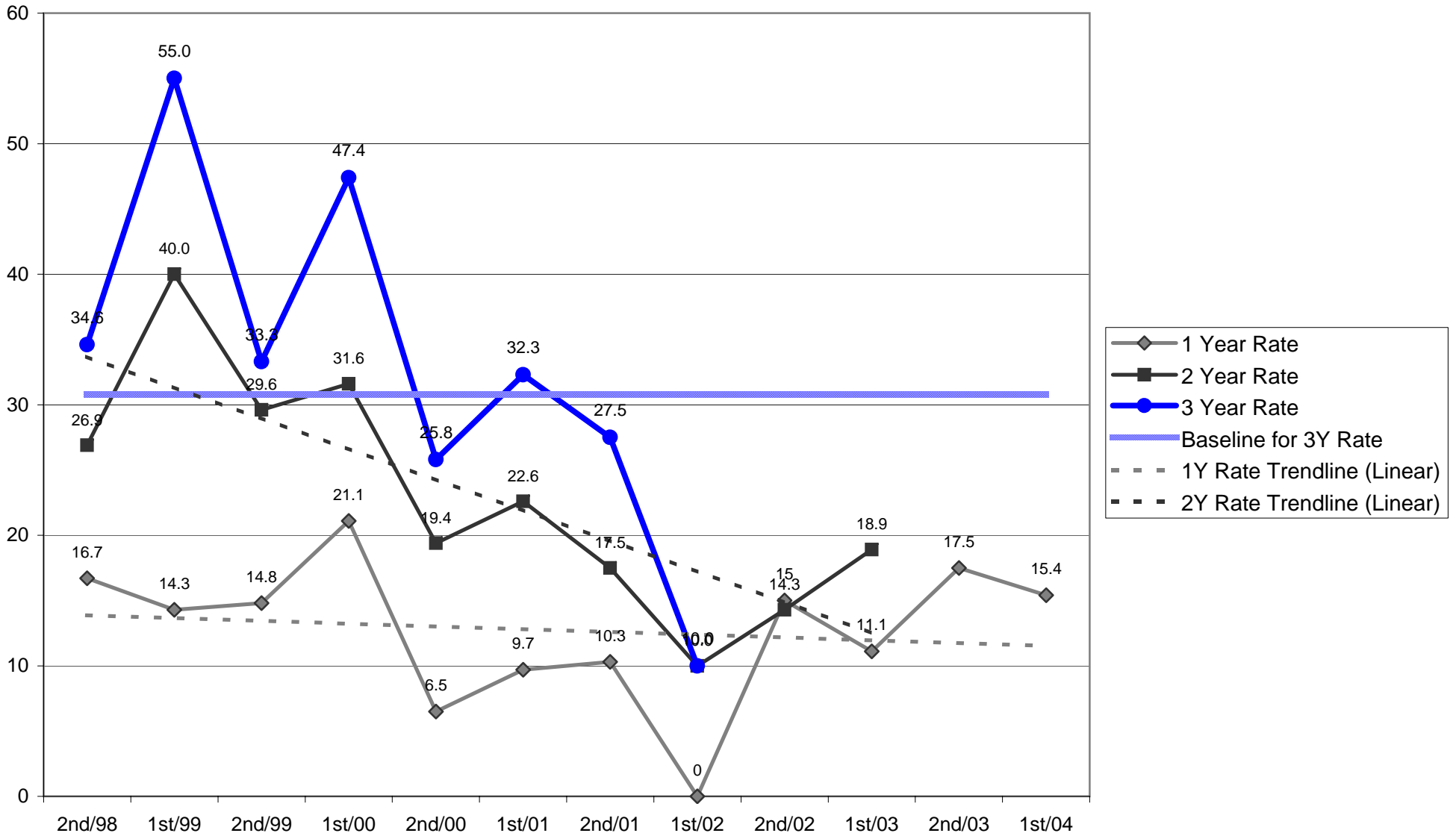


Parole/Post-Prison Supervision Recidivism Rates - 1st Half 2005



Parole/Post-Prison Supervision Recidivism Rates - 1st Half 2005

Clatsop County



**OREGON DEPARTMENT OF CORRECTIONS
 RECIDIVISM OF NEW PAROLEES AND PROBATIONERS
 Columbia - Updated: November 2, 2005**

Cohort	PAROLE-PPS			PROBATION		
	Cumulative Percent Convicted of Any Felony After First Release to Parole-PPS			Cumulative Percent Convicted of Any Felony After First Sentence to Felony Probation		
	Percent convicted in ...months			Percent convicted in ...months		
	12	24	36	12	24	36
2nd/94	0.0	25.0	23.1	15.8	25.0	26.8
1st/95	0.0	30.0	27.3	15.2	23.9	25.5
2nd/95	19.0	38.1	38.1	5.3	5.7	8.8
1st/96	23.1	23.1	30.8	3.8	7.4	9.1
2nd/96	12.5	13.3	26.7	3.3	10.2	15.0
1st/97	9.1	9.1	18.2	3.2	16.1	23.3
2nd/97	13.3	18.8	29.4	3.8	17.0	16.7
1st/98	4.0	7.7	11.5	7.3	14.3	26.2
2nd/98	8.3	16.0	29.2	13.3	21.7	21.3
1st/99	27.3	41.7	45.5	13.4	15.7	21.4
2nd/99	15.2	20.6	24.2	2.4	5.1	7.5
1st/00	13.6	16.7	26.1	1.5	12.1	13.6
2nd/00	13.6	21.7	30.4	6.3	12.5	17.0
1st/01	12.0	20.0	37.5	13.5	17.3	22.0
2nd/01	7.1	13.8	31.0	10.0	16.1	25.9
1st/02	12.5	12.0	33.3	3.5	11.1	18.9
2nd/02	9.4	23.5		17.5	21.1	
1st/03	14.3	18.2		13.5	16.3	
2nd/03	8.8			6.5		
1st/04	12.5			10.5		

Note: Slight changes from previous reports may occur due to data updating

Parole: Recidivism is defined as the total percentage of a release cohort that was convicted of any felony at any time within the specified number of months following release from prison.

A release cohort is defined as comprising all individuals who were released to parole or PPS during a six month period. It excludes those released from prison following a revocation from parole/PPS. Inmates initially released on temporary or transitional leave are also included as of their parole or PPS date

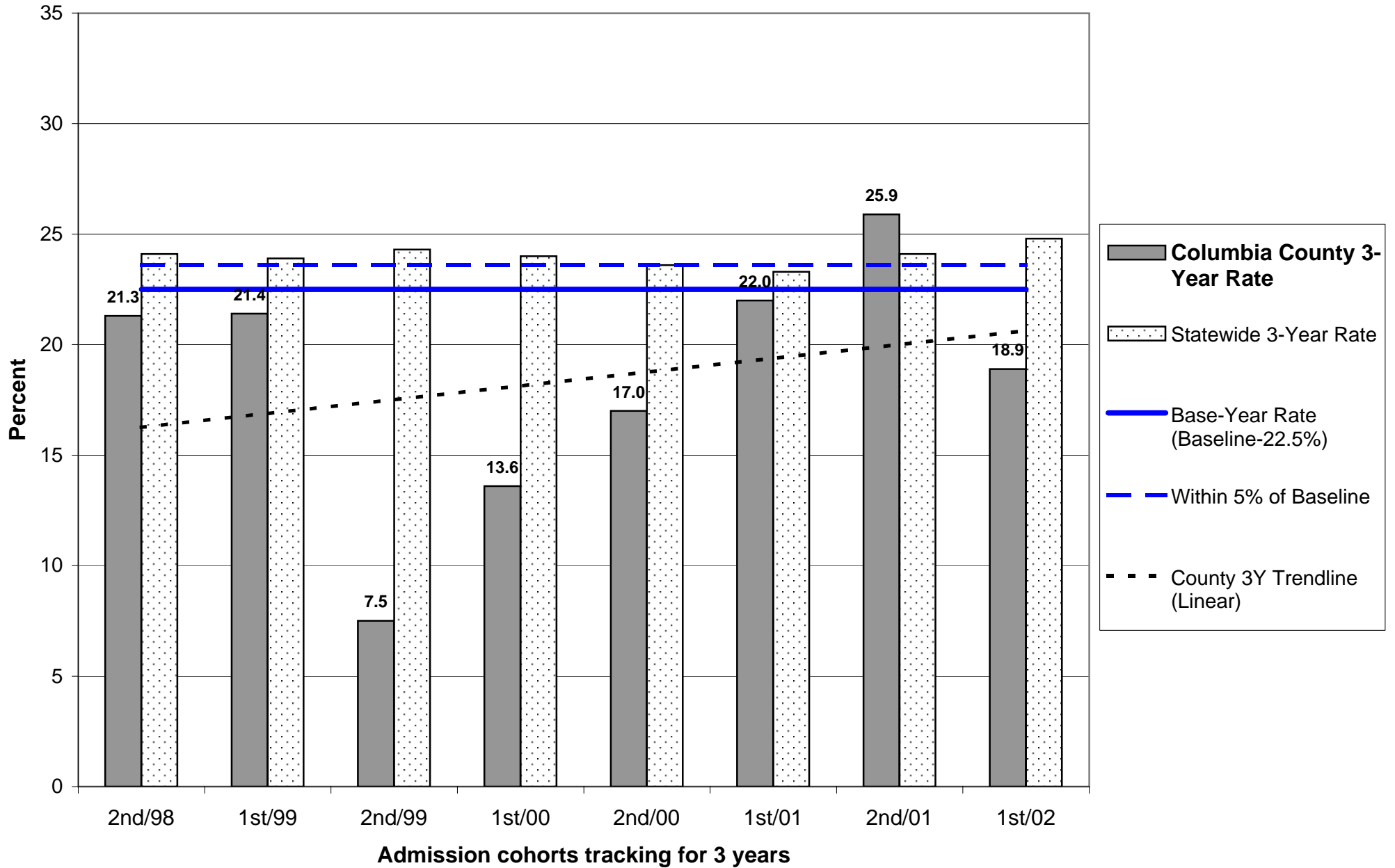
A county's release cohorts are defined as offenders under the county's supervision at the end of the specified number of months following release from incarceration, plus offenders who committed new felonies within that period.

Probation: Recidivism is defined as the total percentage of an admission cohort that was convicted of any felony at any time within the specified number of months after beginning probation

An admission cohort is defined as comprising all individuals who were sentenced for the first time to felony probation during the same six month period. Some offenders have been sentenced to probation more than once. Each new probation admission is considered a separate case

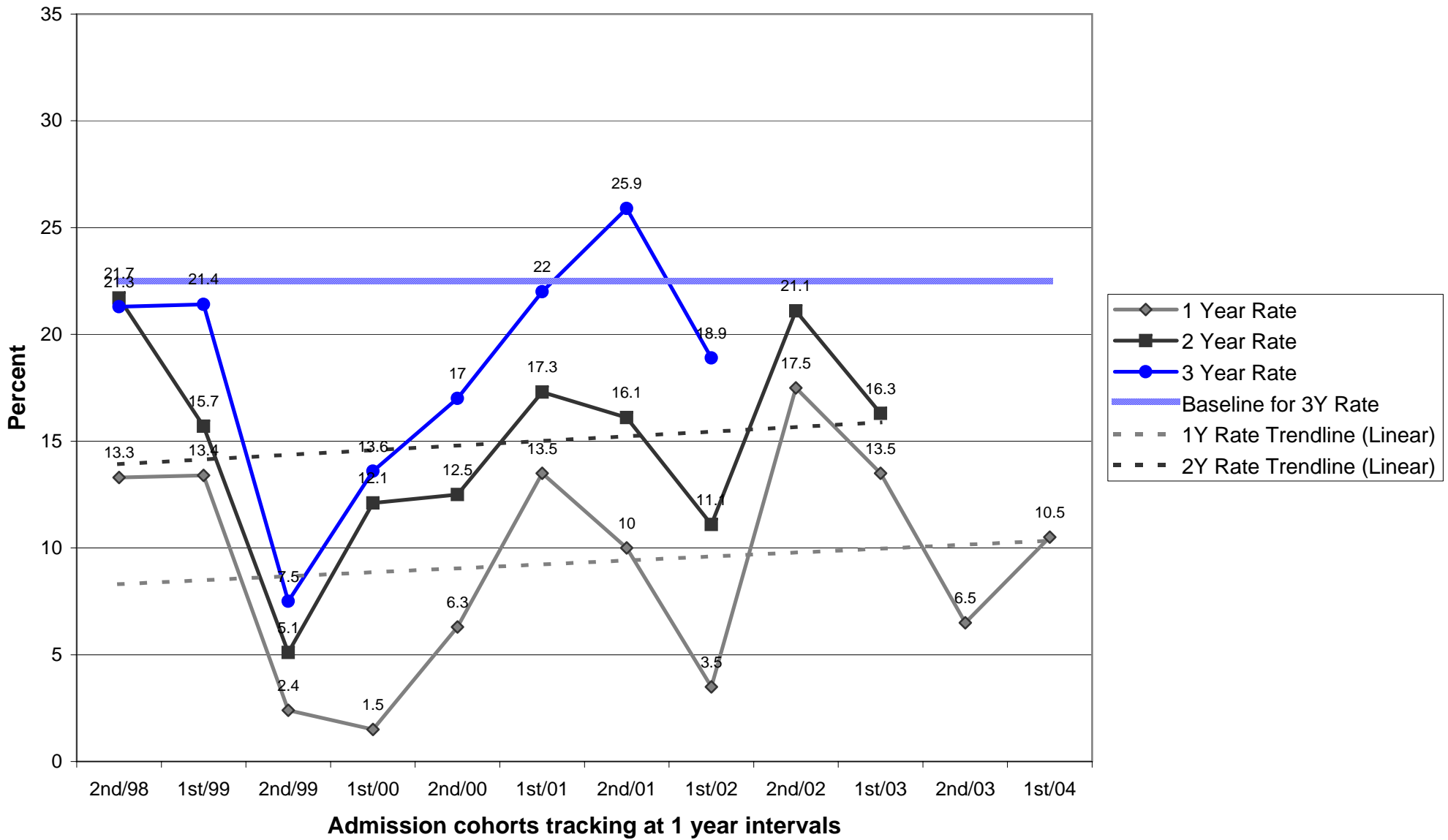
A county's admission cohorts are defined as offenders under the county's supervision at the end of the specified number of months following admission to probation, plus offenders who committed new felonies within that period.

Probation Recidivism Rates - 1st Half 2005



Probation Recidivism Rates - 1st Half 2005

Columbia County



**OREGON DEPARTMENT OF CORRECTIONS
 RECIDIVISM OF NEW PAROLEES AND PROBATIONERS
 Coos - Updated: November 2, 2005**

Cohort	PAROLE-PPS			PROBATION		
	Cumulative Percent Convicted of Any Felony After First Release to Parole-PPS			Cumulative Percent Convicted of Any Felony After First Sentence to Felony Probation		
	Percent convicted in ...months			Percent convicted in ...months		
	12	24	36	12	24	36
2nd/94	11.4	14.3	34.3	10.1	18.3	21.0
1st/95	17.8	22.7	25.6	12.6	20.5	25.2
2nd/95	6.1	18.2	37.5	11.2	16.7	22.9
1st/96	18.2	36.4	42.4	8.0	15.8	18.4
2nd/96	19.5	27.9	32.6	11.9	18.1	28.0
1st/97	7.3	17.5	31.6	14.1	20.5	23.2
2nd/97	7.1	9.3	14.6	8.8	15.3	22.9
1st/98	9.8	17.1	22.0	13.2	22.3	25.6
2nd/98	9.4	27.5	31.4	8.8	12.1	18.1
1st/99	6.3	16.1	22.6	8.4	13.8	19.2
2nd/99	4.8	12.2	22.0	9.7	12.8	16.1
1st/00	11.4	26.7	35.7	7.9	12.0	15.3
2nd/00	4.3	10.6	12.8	11.4	19.8	21.8
1st/01	9.1	15.6	21.3	9.5	15.1	17.8
2nd/01	10.0	18.4	21.1	14.3	20.0	21.5
1st/02	1.8	15.8	21.4	7.3	12.3	20.7
2nd/02	2.9	6.1		14.5	22.6	
1st/03	9.6	25.0		9.5	13.5	
2nd/03	8.8			7.8		
1st/04	10.5			15.7		

Note: Slight changes from previous reports may occur due to data updating

Parole: Recidivism is defined as the total percentage of a release cohort that was convicted of any felony at any time within the specified number of months following release from prison.

A release cohort is defined as comprising all individuals who were released to parole or PPS during a six month period. It excludes those released from prison following a revocation from parole/PPS. Inmates initially released on temporary or transitional leave are also included as of their parole or PPS date

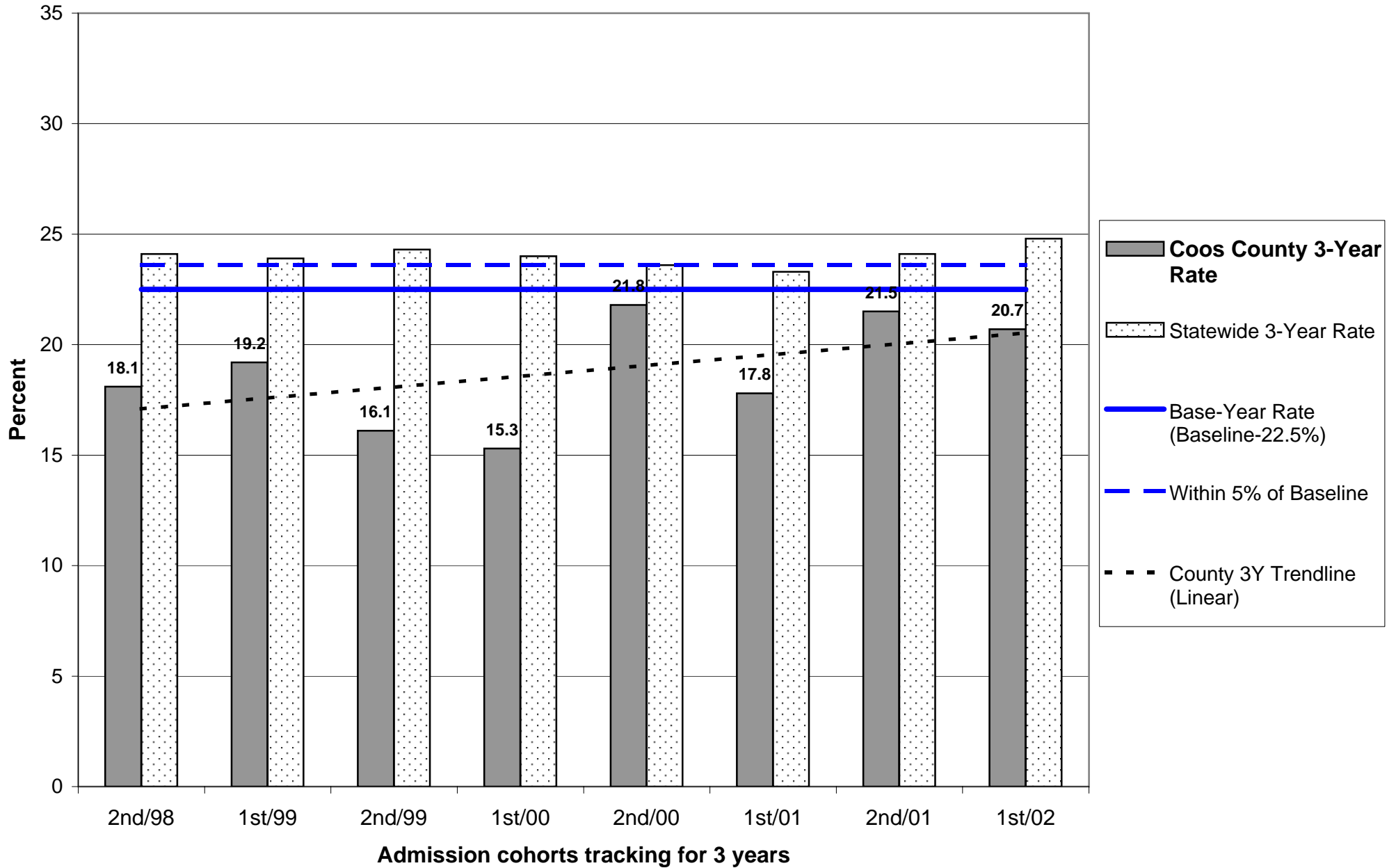
A county's release cohorts are defined as offenders under the county's supervision at the end of the specified number of months following release from incarceration, plus offenders who committed new felonies within that period.

Probation: Recidivism is defined as the total percentage of an admission cohort that was convicted of any felony at any time within the specified number of months after beginning probation

An admission cohort is defined as comprising all individuals who were sentenced for the first time to felony probation during the same six month period. Some offenders have been sentenced to probation more than once. Each new probation admission is considered a separate case

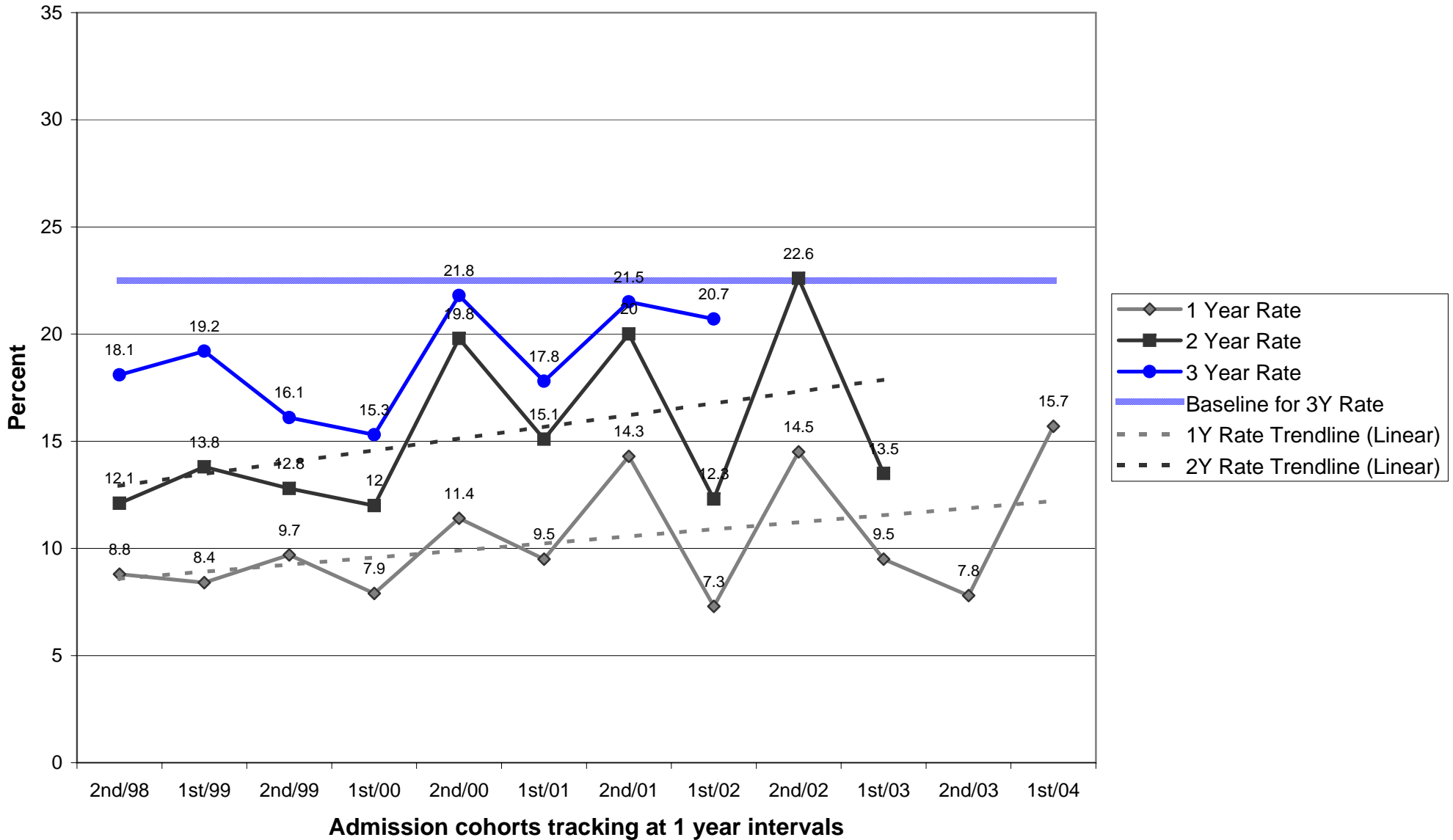
A county's admission cohorts are defined as offenders under the county's supervision at the end of the specified number of months following admission to probation, plus offenders who committed new felonies within that period.

Probation Recidivism Rates - 1st Half 2005

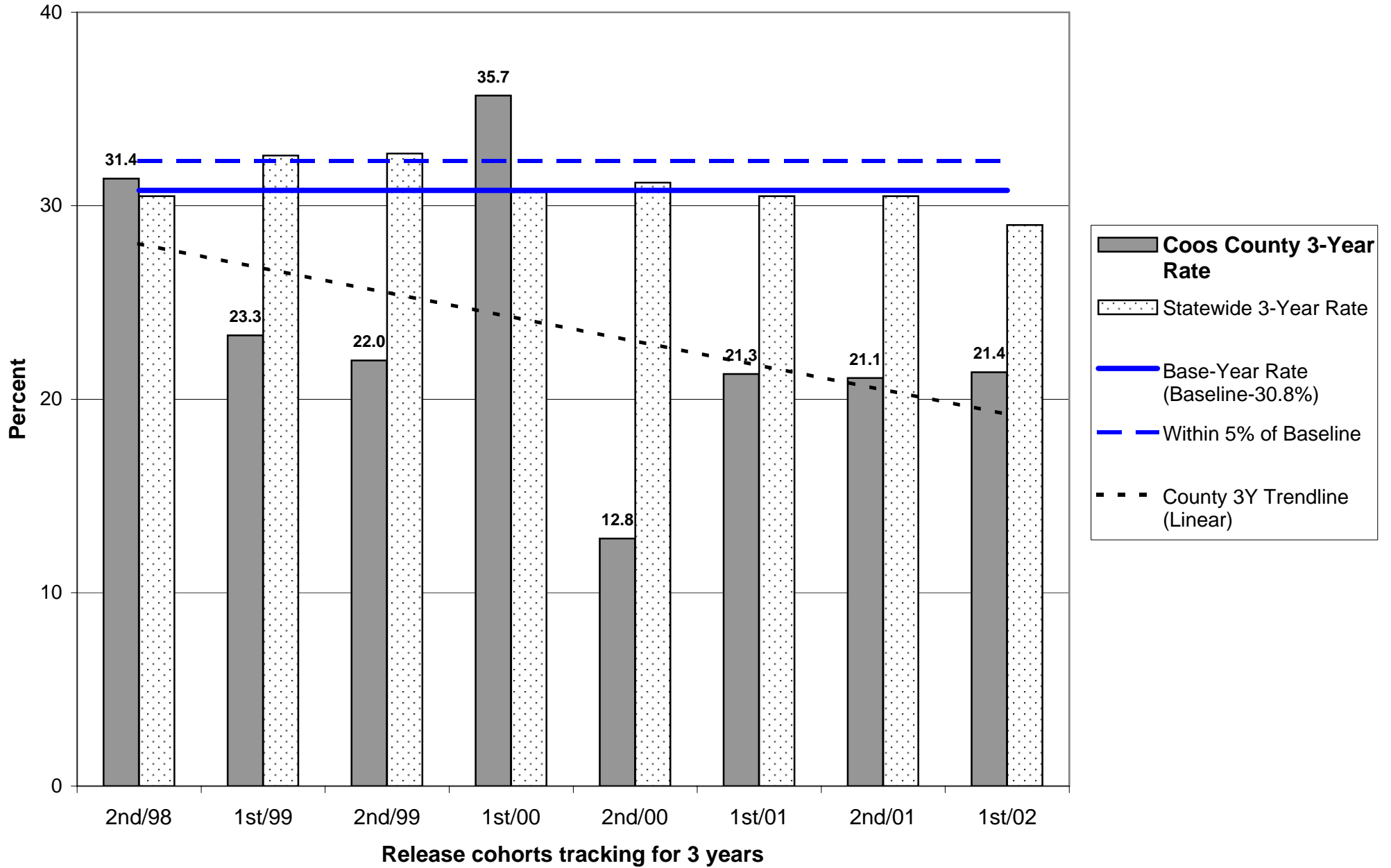


Probation Recidivism Rates - 1st Half 2005

Coos County

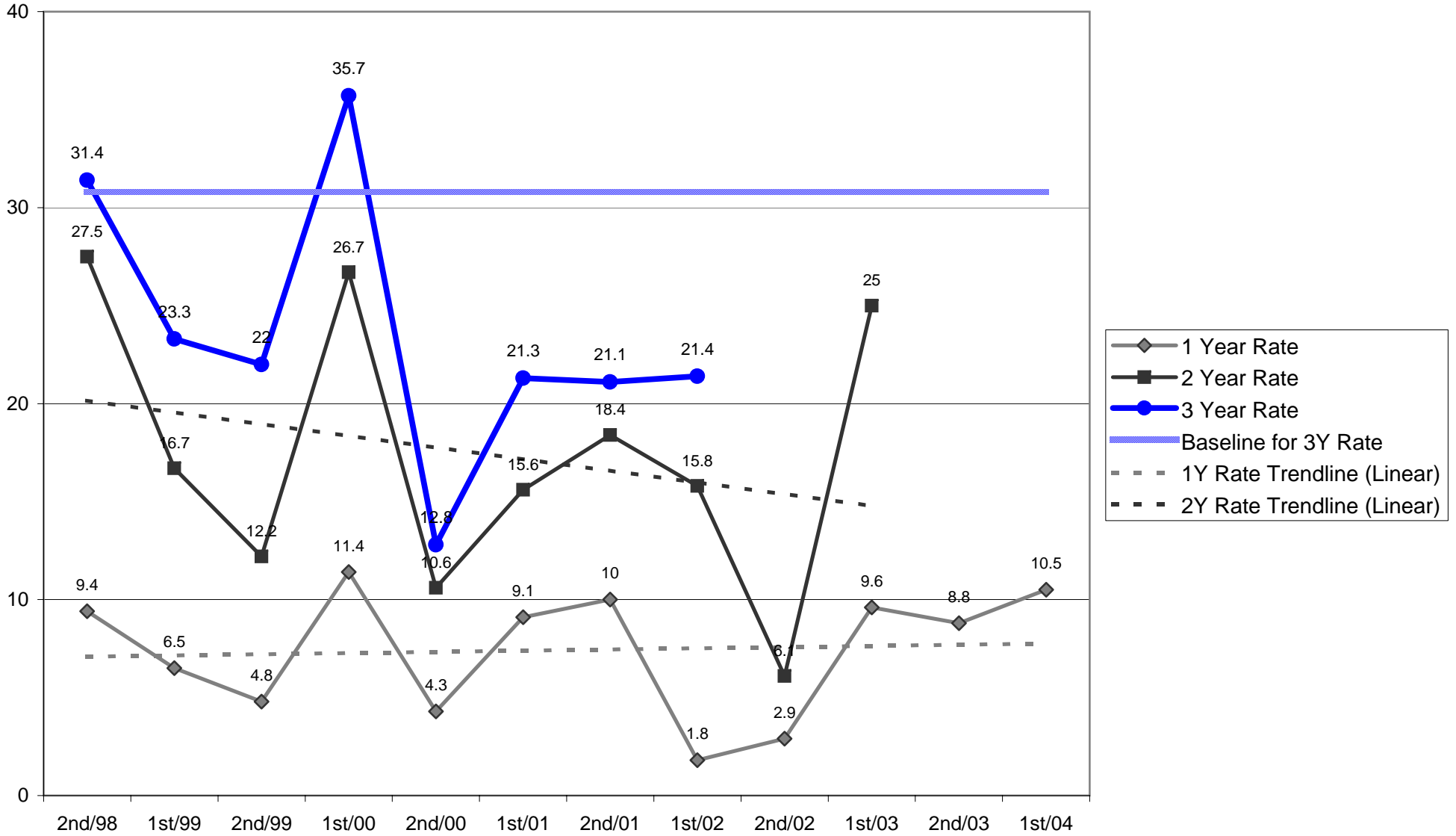


Parole/Post-Prison Supervision Recidivism Rates - 1st Half 2005



Parole/Post-Prison Supervision Recidivism Rates - 1st Half 2005

Coos County



**OREGON DEPARTMENT OF CORRECTIONS
 RECIDIVISM OF NEW PAROLEES AND PROBATIONERS
 Crook - Updated: November 2, 2005**

	PAROLE-PPS			PROBATION		
	Cumulative Percent Convicted of Any Felony After First Release to Parole-PPS			Cumulative Percent Convicted of Any Felony After First Sentence to Felony Probation		
	Percent convicted in ...months			Percent convicted in ...months		
Cohort	12	24	36	12	24	36
2nd/94	100.0	50.0	50.0	19.4	32.3	33.3
1st/95	0.0	0.0	14.3	22.2	36.0	34.6
2nd/95	8.3	36.4	60.0	20.0	28.6	33.3
1st/96	11.1	12.5	25.0	16.1	25.0	30.0
2nd/96	21.4	35.7	53.3	5.0	19.0	33.3
1st/97	20.0	33.3	33.3	18.8	23.1	28.6
2nd/97	18.2	27.3	45.5	20.0	27.8	26.3
1st/98	16.7	40.0	45.5	7.7	16.0	15.4
2nd/98	14.3	14.3	14.3	37.0	38.7	46.9
1st/99	0.0	0.0	0.0	3.0	11.8	19.4
2nd/99	0.0	36.4	40.0	14.7	24.2	29.4
1st/00	6.7	33.3	50.0	10.0	13.0	21.7
2nd/00	0.0	16.7	25.0	6.3	6.7	6.7
1st/01	6.3	6.7	25.0	10.8	12.8	17.1
2nd/01	0.0	8.3	7.7	13.0	12.5	16.7
1st/02	14.3	35.7	35.7	8.0	41.4	44.8
2nd/02	14.3	23.1		11.1	15.4	
1st/03	14.3	28.6		9.1	19.0	
2nd/03	28.6			15.4		
1st/04	16.7			16.7		

Note: Slight changes from previous reports may occur due to data updating

Parole: Recidivism is defined as the total percentage of a release cohort that was convicted of any felony at any time within the specified number of months following release from prison.

A release cohort is defined as comprising all individuals who were released to parole or PPS during a six month period. It excludes those released from prison following a revocation from parole/PPS. Inmates initially released on temporary or transitional leave are also included as of their parole or PPS date

A county's release cohorts are defined as offenders under the county's supervision at the end of the specified number of months following release from incarceration, plus offenders who committed new felonies within that period.

Probation: Recidivism is defined as the total percentage of an admission cohort that was convicted of any felony at any time within the specified number of months after beginning probation

An admission cohort is defined as comprising all individuals who were sentenced for the first time to felony probation during the same six month period. Some offenders have been sentenced to probation more than once. Each new probation admission is considered a separate case

A county's admission cohorts are defined as offenders under the county's supervision at the end of the specified number of months following admission to probation, plus offenders who committed new felonies within that period.

**OREGON DEPARTMENT OF CORRECTIONS
 RECIDIVISM OF NEW PAROLEES AND PROBATIONERS
 Curry - Updated: November 2, 2005**

Cohort	PAROLE-PPS			PROBATION		
	Cumulative Percent Convicted of Any Felony After First Release to Parole-PPS			Cumulative Percent Convicted of Any Felony After First Sentence to Felony Probation		
	Percent convicted in ...months			Percent convicted in ...months		
	12	24	36	12	24	36
2nd/94	0.0	0.0	40.0	13.3	16.7	24.1
1st/95	14.3	42.9	42.9	12.5	16.7	22.9
2nd/95	0.0	33.3	25.0	11.1	15.2	17.6
1st/96	0.0	16.7	16.7	11.9	21.4	25.0
2nd/96	0.0	0.0	0.0	18.8	27.3	30.3
1st/97	0.0	28.6	28.6	10.2	16.7	18.8
2nd/97	12.5	25.0	25.0	11.1	17.2	20.7
1st/98	0.0	0.0	0.0	11.1	16.7	19.7
2nd/98	0.0	0.0	16.7	13.0	17.8	22.2
1st/99	10.0	20.0	22.2	6.9	20.7	24.1
2nd/99	7.1	14.3	14.3	11.1	16.0	18.5
1st/00	6.3	12.5	12.5	11.9	12.2	22.7
2nd/00	0.0	0.0	0.0	7.7	14.8	15.4
1st/01	26.7	28.6	40.0	15.8	20.0	26.3
2nd/01	6.7	35.7	35.7	7.1	7.1	14.3
1st/02	14.3	14.3	14.3	12.3	16.1	19.6
2nd/02	0.0	12.5		17.2	21.4	
1st/03	14.3	46.2		7.1	14.3	
2nd/03	9.1			15.6		
1st/04	7.1			14.3		

Note: Slight changes from previous reports may occur due to data updating

Parole: Recidivism is defined as the total percentage of a release cohort that was convicted of any felony at any time within the specified number of months following release from prison.

A release cohort is defined as comprising all individuals who were released to parole or PPS during a six month period. It excludes those released from prison following a revocation from parole/PPS. Inmates initially released on temporary or transitional leave are also included as of their parole or PPS date

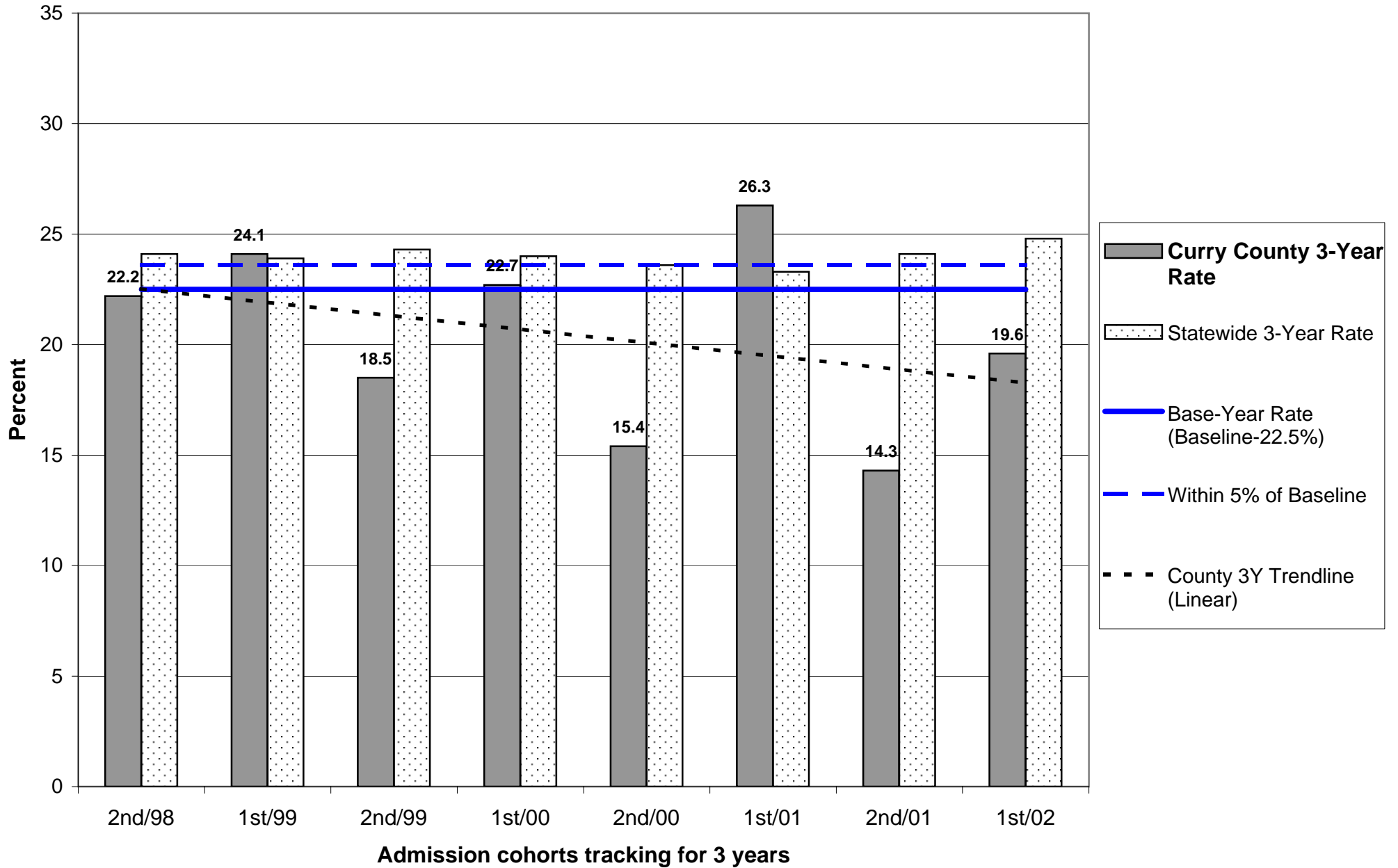
A county's release cohorts are defined as offenders under the county's supervision at the end of the specified number of months following release from incarceration, plus offenders who committed new felonies within that period.

Probation: Recidivism is defined as the total percentage of an admission cohort that was convicted of any felony at any time within the specified number of months after beginning probation

An admission cohort is defined as comprising all individuals who were sentenced for the first time to felony probation during the same six month period. Some offenders have been sentenced to probation more than once. Each new probation admission is considered a separate case

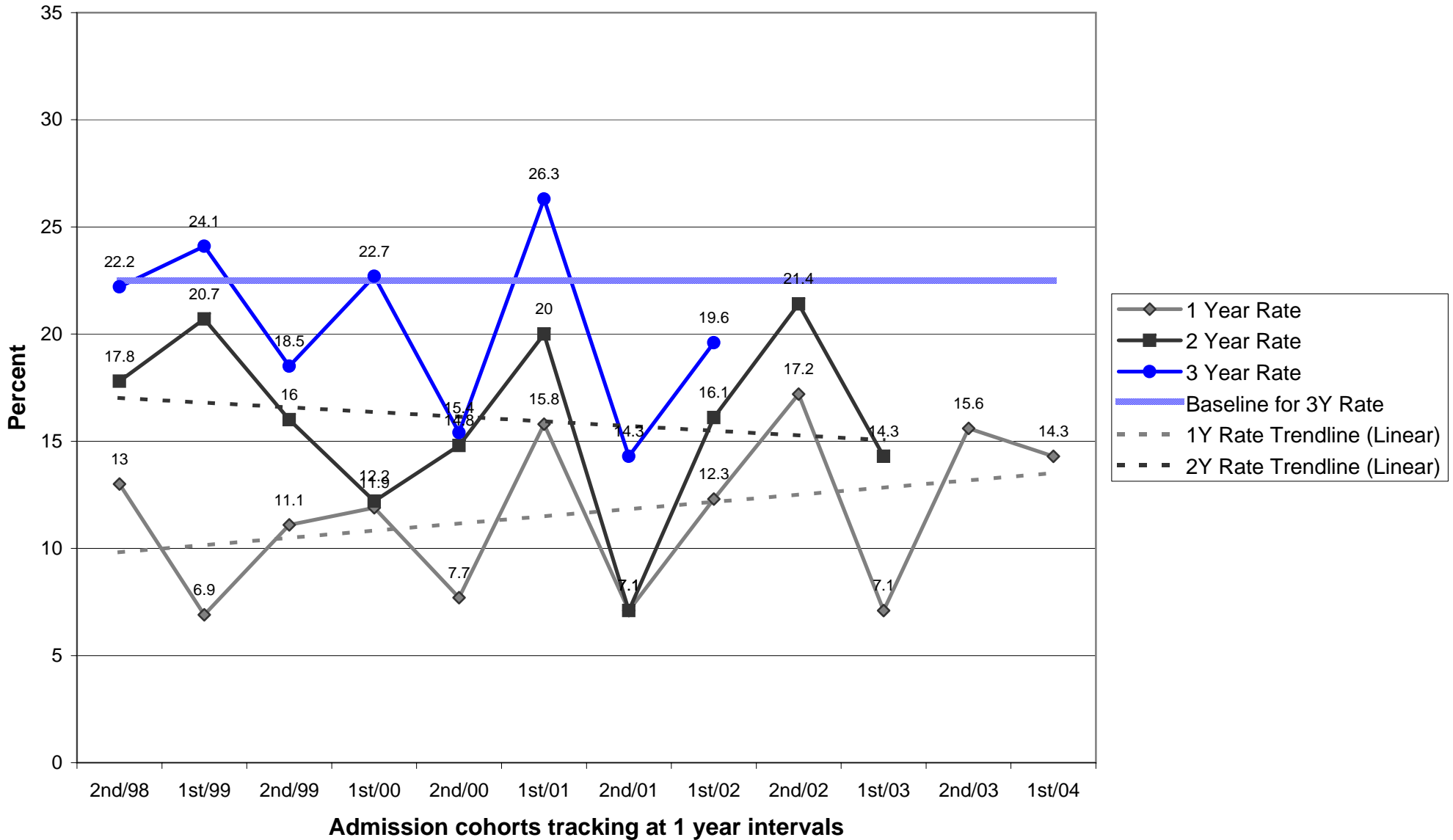
A county's admission cohorts are defined as offenders under the county's supervision at the end of the specified number of months following admission to probation, plus offenders who committed new felonies within that period.

Probation Recidivism Rates - 1st Half 2005



Probation Recidivism Rates - 1st Half 2005

Curry County



**OREGON DEPARTMENT OF CORRECTIONS
 RECIDIVISM OF NEW PAROLEES AND PROBATIONERS
 Deschutes - Updated: November 2, 2005**

	PAROLE-PPS			PROBATION		
	Cumulative Percent Convicted of Any Felony After First Release to Parole-PPS			Cumulative Percent Convicted of Any Felony After First Sentence to Felony Probation		
	Percent convicted in ...months			Percent convicted in ...months		
Cohort	12	24	36	12	24	36
2nd/94	8.8	20.0	25.0	11.2	23.6	28.2
1st/95	6.8	20.8	26.5	19.3	24.1	28.2
2nd/95	23.1	28.9	31.6	14.8	22.0	30.6
1st/96	8.0	21.6	26.4	8.2	14.9	24.8
2nd/96	12.2	34.1	35.7	14.5	22.7	27.7
1st/97	11.9	30.4	36.6	10.1	14.8	22.9
2nd/97	16.3	29.5	37.8	15.4	24.2	25.3
1st/98	23.2	34.2	43.8	9.3	18.4	24.1
2nd/98	23.0	26.7	38.3	14.8	23.8	27.0
1st/99	12.0	24.7	31.6	11.9	18.2	22.7
2nd/99	15.7	24.7	32.6	11.7	22.1	28.4
1st/00	7.7	20.5	23.1	9.1	20.5	24.4
2nd/00	18.3	27.5	33.8	12.8	19.0	23.8
1st/01	15.7	29.2	32.2	14.1	23.7	30.1
2nd/01	10.1	24.0	40.6	15.3	26.1	30.3
1st/02	19.4	31.2	40.9	14.4	24.3	32.8
2nd/02	13.0	25.4		15.4	24.6	
1st/03	24.7	32.7		12.9	23.0	
2nd/03	16.1			13.0		
1st/04	19.4			14.7		

Note: Slight changes from previous reports may occur due to data updating

Parole: Recidivism is defined as the total percentage of a release cohort that was convicted of any felony at any time within the specified number of months following release from prison.

A release cohort is defined as comprising all individuals who were released to parole or PPS during a six month period. It excludes those released from prison following a revocation from parole/PPS. Inmates initially released on temporary or transitional leave are also included as of their parole or PPS date

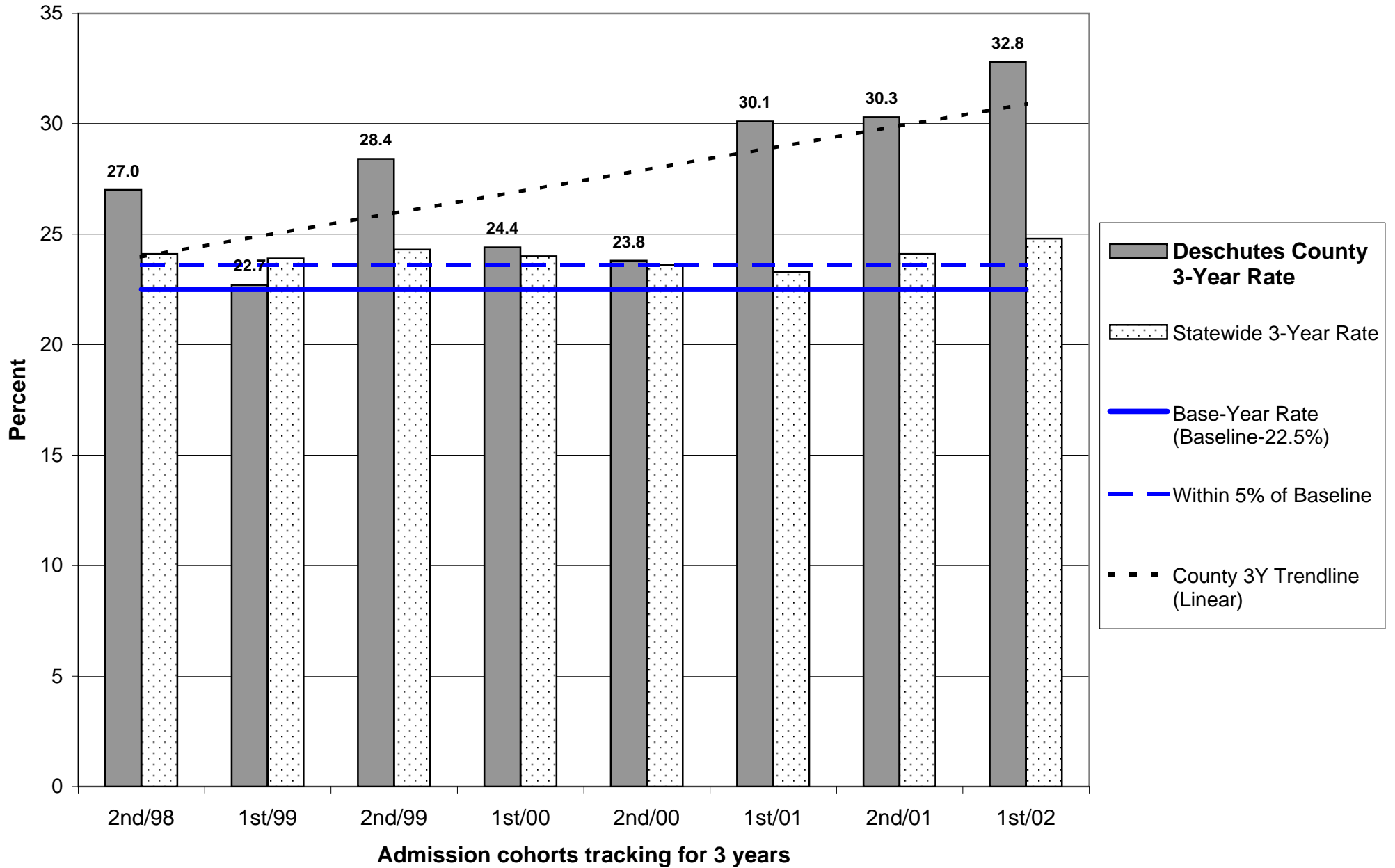
A county's release cohorts are defined as offenders under the county's supervision at the end of the specified number of months following release from incarceration, plus offenders who committed new felonies within that period.

Probation: Recidivism is defined as the total percentage of an admission cohort that was convicted of any felony at any time within the specified number of months after beginning probation

An admission cohort is defined as comprising all individuals who were sentenced for the first time to felony probation during the same six month period. Some offenders have been sentenced to probation more than once. Each new probation admission is considered a separate case

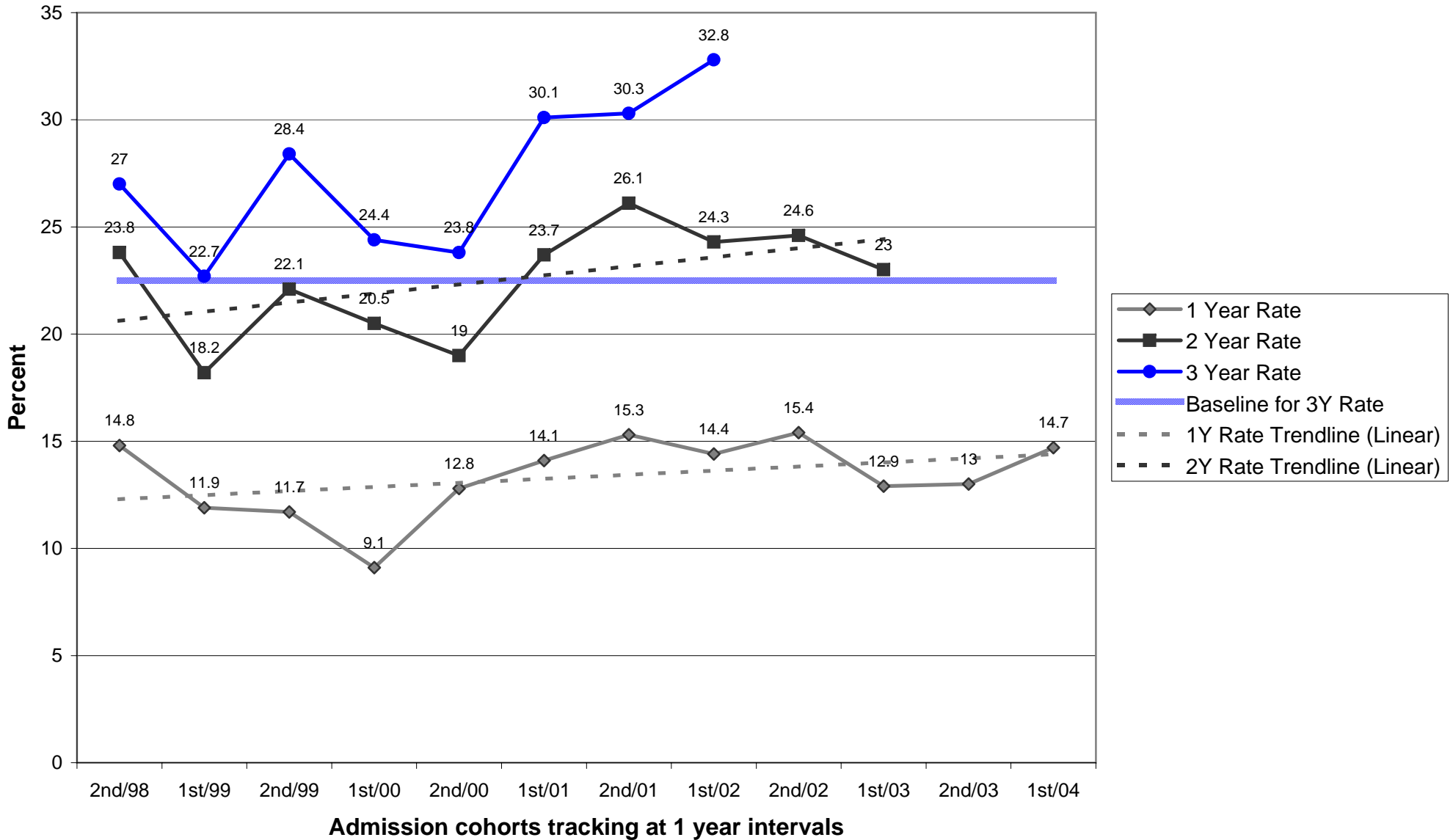
A county's admission cohorts are defined as offenders under the county's supervision at the end of the specified number of months following admission to probation, plus offenders who committed new felonies within that period.

Probation Recidivism Rates - 1st Half 2005

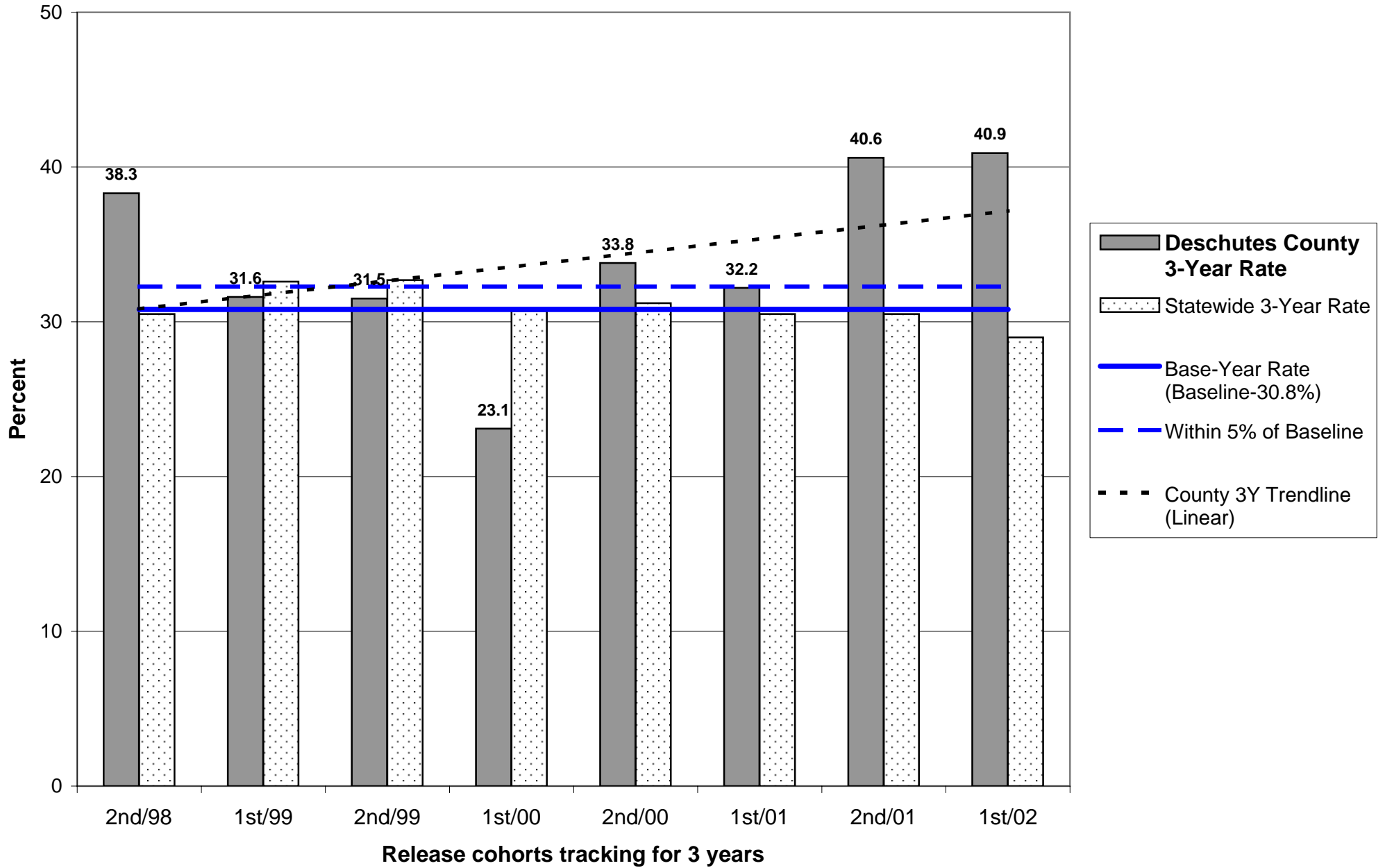


Probation Recidivism Rates - 1st Half 2005

Deschutes County

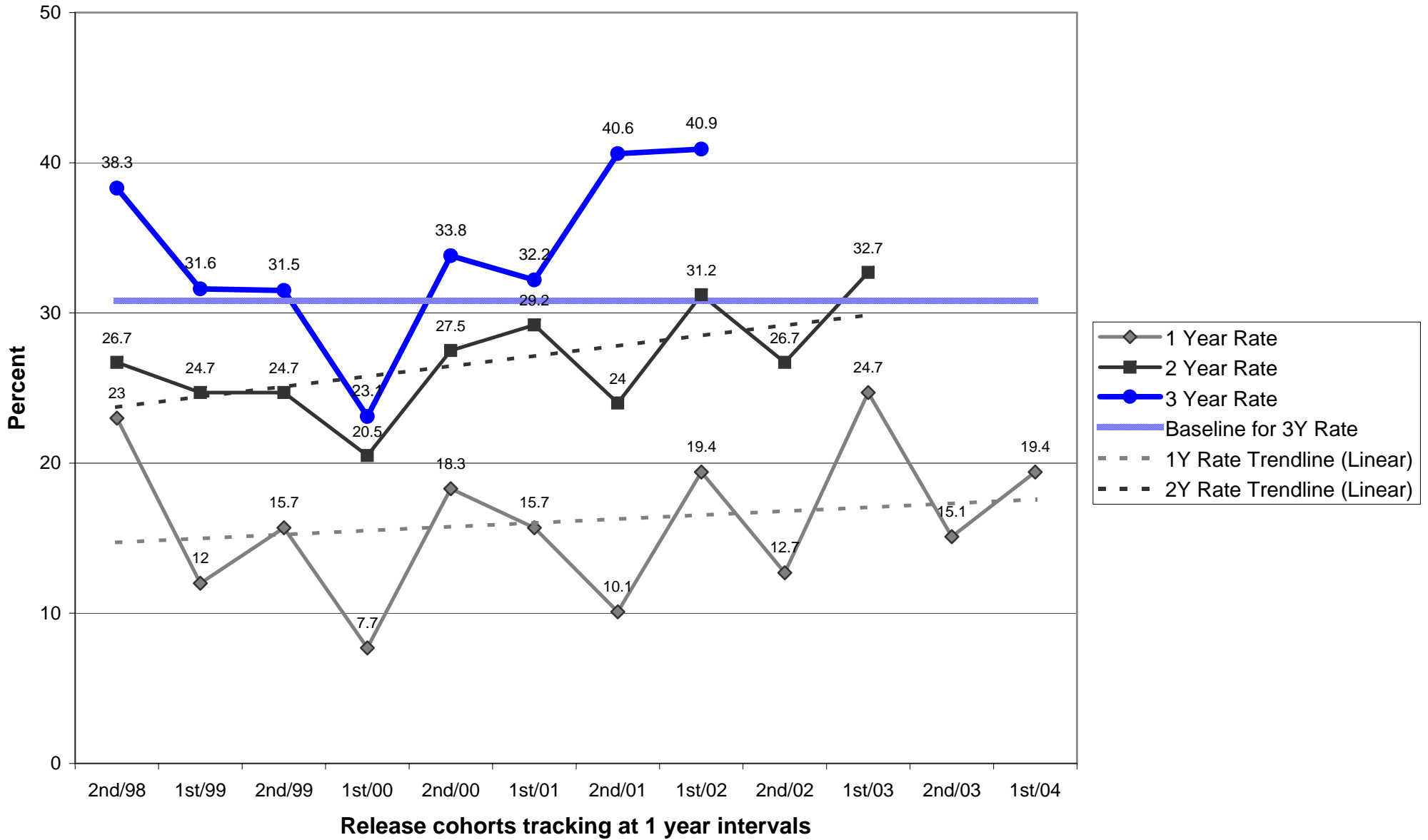


Parole/Post-Prison Supervision Recidivism Rates - 1st Half 2005



Parole/Post-Prison Supervision Recidivism Rates - 1st Half 2005

Deschutes County



**OREGON DEPARTMENT OF CORRECTIONS
 RECIDIVISM OF NEW PAROLEES AND PROBATIONERS
 Douglas - Updated: November 2, 2005**

	PAROLE-PPS			PROBATION		
	Cumulative Percent Convicted of Any Felony After First Release to Parole-PPS			Cumulative Percent Convicted of Any Felony After First Sentence to Felony Probation		
	Percent convicted in ...months			Percent convicted in ...months		
Cohort	12	24	36	12	24	36
2nd/94	11.8	21.2	26.5	10.3	16.7	22.4
1st/95	12.8	31.4	38.9	13.6	21.1	25.2
2nd/95	19.4	31.3	34.4	11.7	20.0	26.9
1st/96	11.1	25.0	28.9	12.1	19.9	25.0
2nd/96	20.5	27.5	35.9	10.8	14.4	18.6
1st/97	11.1	23.0	31.7	8.5	16.7	23.1
2nd/97	5.0	10.2	20.3	12.2	21.3	28.3
1st/98	12.5	23.6	28.1	12.4	18.5	21.8
2nd/98	7.2	18.4	26.5	13.1	16.0	22.3
1st/99	9.2	18.7	25.3	8.2	12.2	17.6
2nd/99	4.3	14.5	23.2	8.3	13.7	16.8
1st/00	9.1	23.9	32.6	6.6	14.4	19.9
2nd/00	13.4	24.7	32.5	9.5	12.5	16.1
1st/01	12.5	23.8	29.1	12.1	19.7	22.8
2nd/01	6.2	17.5	23.5	9.1	11.6	14.2
1st/02	15.7	29.6	35.6	12.6	17.6	20.4
2nd/02	7.2	16.3		6.3	15.0	
1st/03	15.8	27.6		9.1	13.3	
2nd/03	7.0			12.4		
1st/04	20.5			10.6		

Note: Slight changes from previous reports may occur due to data updating

Parole: Recidivism is defined as the total percentage of a release cohort that was convicted of any felony at any time within the specified number of months following release from prison.

A release cohort is defined as comprising all individuals who were released to parole or PPS during a six month period. It excludes those released from prison following a revocation from parole/PPS. Inmates initially released on temporary or transitional leave are also included as of their parole or PPS date

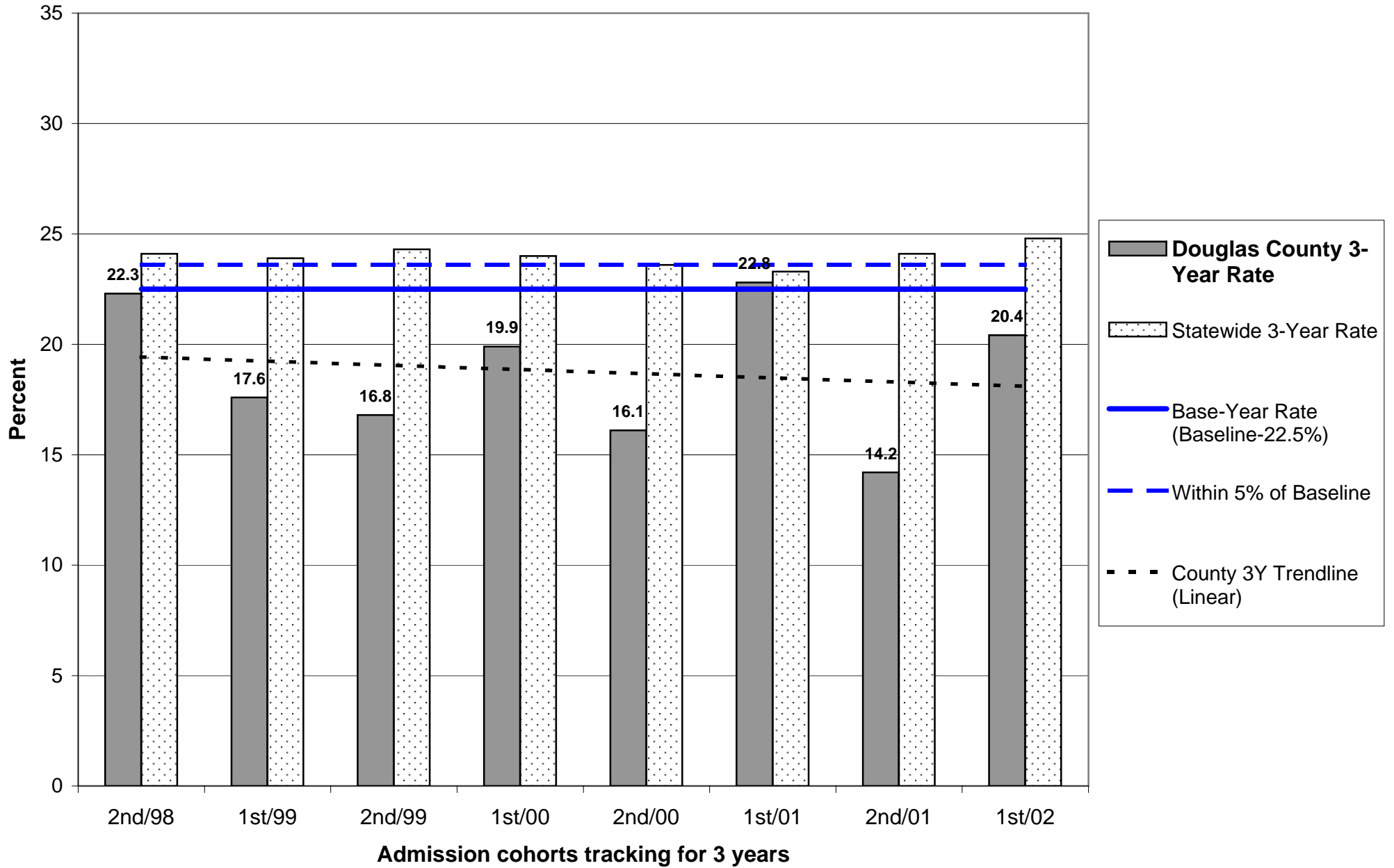
A county's release cohorts are defined as offenders under the county's supervision at the end of the specified number of months following release from incarceration, plus offenders who committed new felonies within that period.

Probation: Recidivism is defined as the total percentage of an admission cohort that was convicted of any felony at any time within the specified number of months after beginning probation

An admission cohort is defined as comprising all individuals who were sentenced for the first time to felony probation during the same six month period. Some offenders have been sentenced to probation more than once. Each new probation admission is considered a separate case

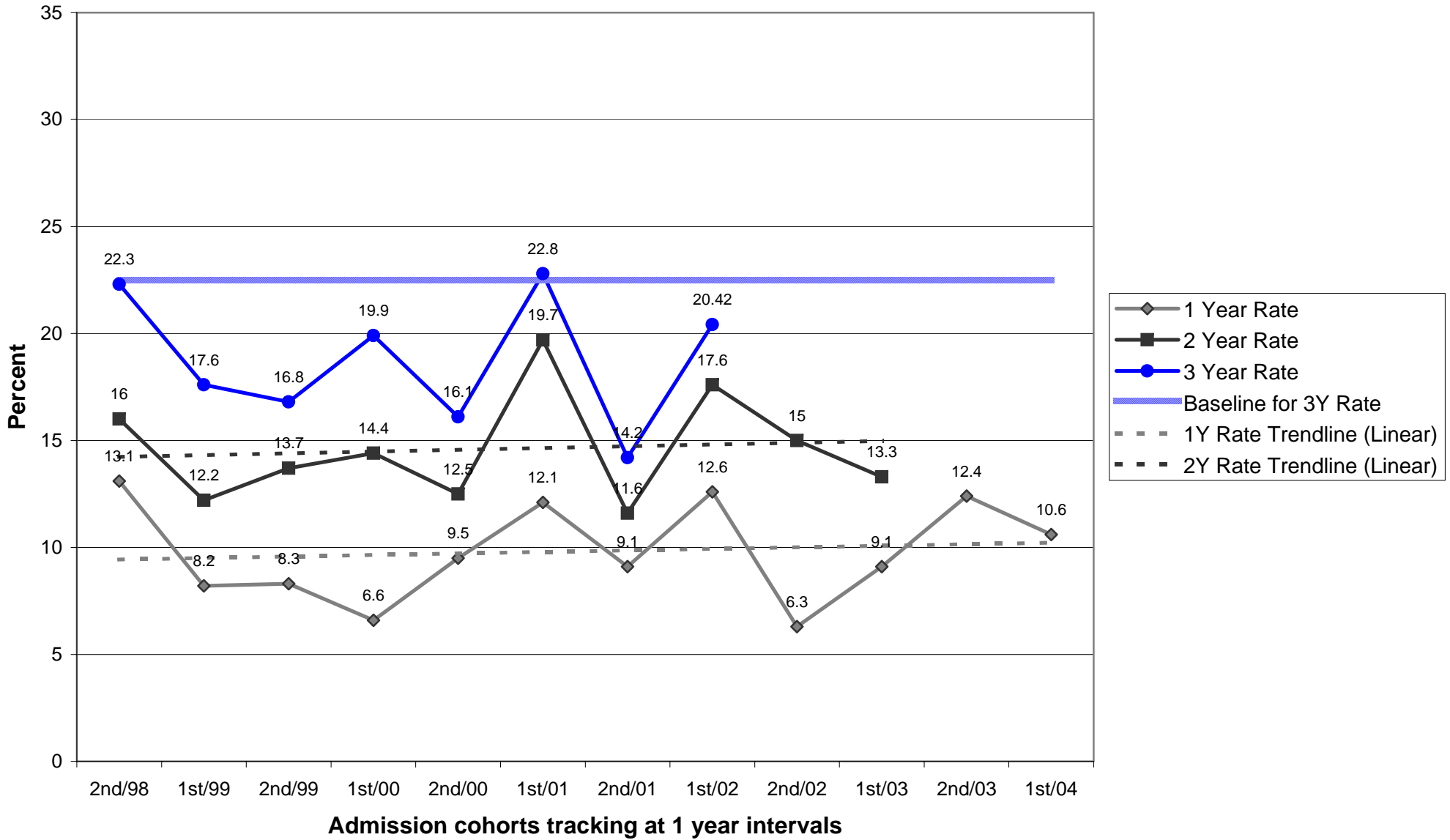
A county's admission cohorts are defined as offenders under the county's supervision at the end of the specified number of months following admission to probation, plus offenders who committed new felonies within that period.

Probation Recidivism Rates - 1st Half 2005

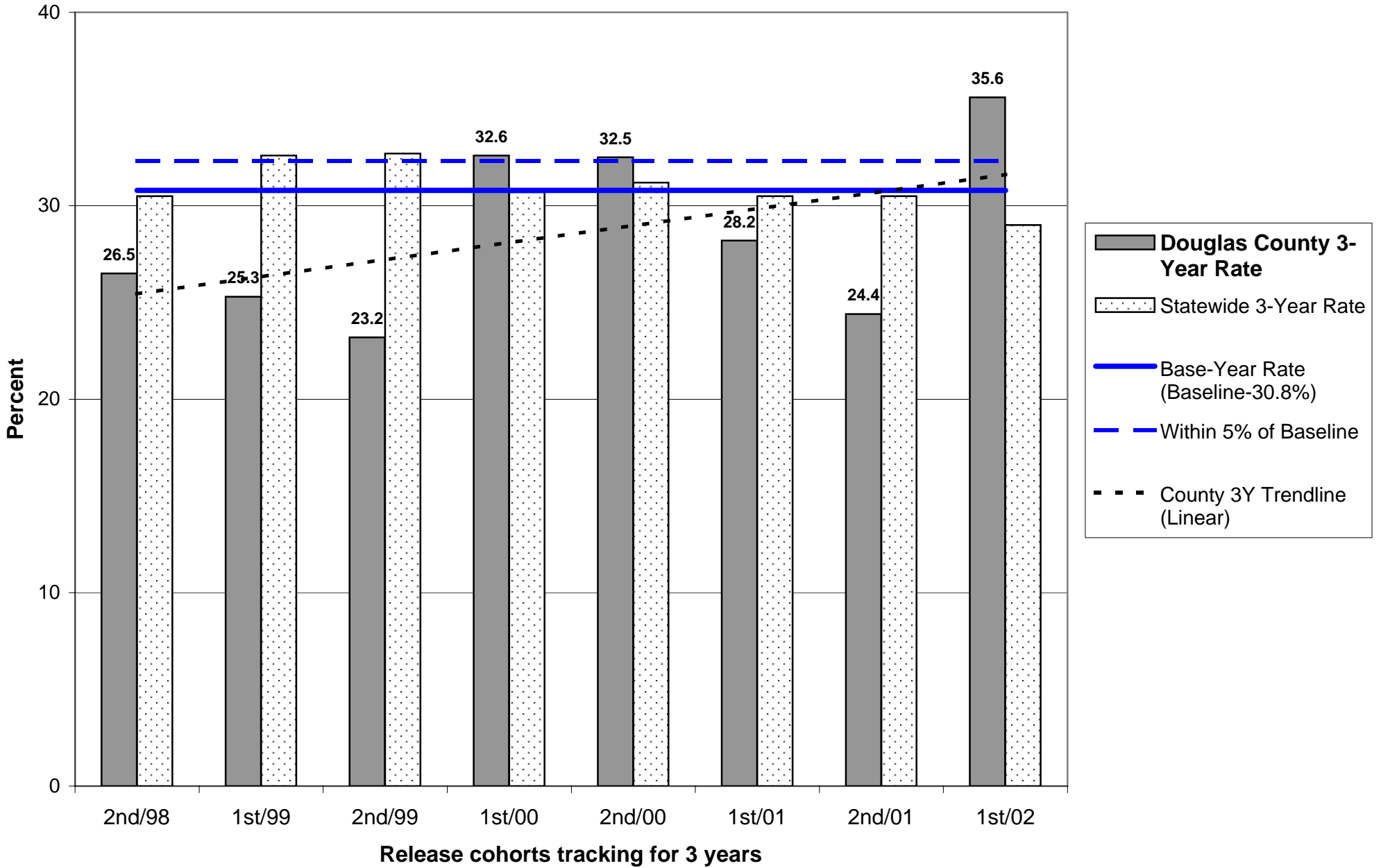


Probation Recidivism Rates - 1st Half 2005

Douglas County

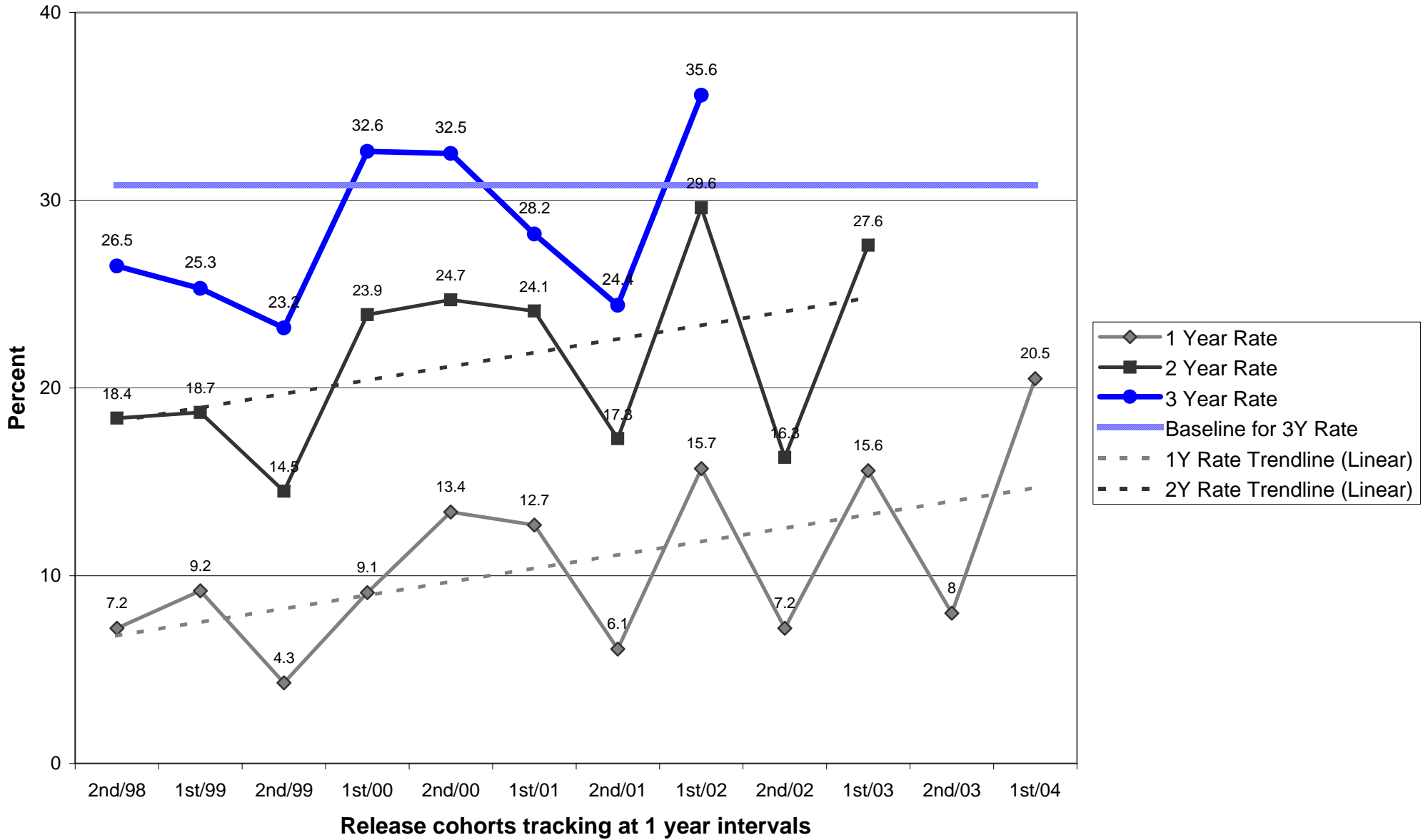


Parole/Post-Prison Supervision Recidivism Rates - 1st Half 2005



Parole/Post-Prison Supervision Recidivism Rates - 1st Half 2005

Douglas County



**OREGON DEPARTMENT OF CORRECTIONS
 RECIDIVISM OF NEW PAROLEES AND PROBATIONERS
 Grant - Updated: November 2, 2005**

	PAROLE-PPS			PROBATION		
	Cumulative Percent Convicted of Any Felony After First Release to Parole-PPS			Cumulative Percent Convicted of Any Felony After First Sentence to Felony Probation		
	Percent convicted in ...months			Percent convicted in ...months		
Cohort	12	24	36	12	24	36
2nd/94	0.0	0.0	0.0	0.0	0.0	0.0
1st/95	0.0	0.0	0.0	0.0	0.0	0.0
2nd/95	0.0	0.0	0.0	0.0	0.0	25.0
1st/96	0.0	50.0	50.0	0.0	0.0	0.0
2nd/96	0.0	0.0	0.0	0.0	0.0	0.0
1st/97	0.0	0.0	0.0	16.7	20.0	20.0
2nd/97	0.0	0.0	0.0	0.0	0.0	0.0
1st/98	0.0	0.0	100.0	0.0	0.0	0.0
2nd/98	0.0	33.3	33.3	0.0	0.0	0.0
1st/99	50.0	50.0	50.0	0.0	0.0	0.0
2nd/99	0.0	0.0	0.0	16.7	33.3	33.3
1st/00	0.0	0.0	0.0	0.0	0.0	0.0
2nd/00	0.0	0.0	0.0	20.0	20.0	20.0
1st/01	0.0	0.0	50.0	0.0	0.0	0.0
2nd/01	0.0	0.0	0.0	14.3	16.7	33.3
1st/02	0.0	0.0	0.0	10.0	20.0	22.2
2nd/02	33.3	33.3		0.0	14.3	
1st/03	0.0	0.0		0.0	6.7	
2nd/03	0.0			0.0		
1st/04	0.0			0.0		

Note: Slight changes from previous reports may occur due to data updating

Parole: Recidivism is defined as the total percentage of a release cohort that was convicted of any felony at any time within the specified number of months following release from prison.

A release cohort is defined as comprising all individuals who were released to parole or PPS during a six month period. It excludes those released from prison following a revocation from parole/PPS. Inmates initially released on temporary or transitional leave are also included as of their parole or PPS date

A county's release cohorts are defined as offenders under the county's supervision at the end of the specified number of months following release from incarceration, plus offenders who committed new felonies within that period.

Probation: Recidivism is defined as the total percentage of an admission cohort that was convicted of any felony at any time within the specified number of months after beginning probation

An admission cohort is defined as comprising all individuals who were sentenced for the first time to felony probation during the same six month period. Some offenders have been sentenced to probation more than once. Each new probation admission is considered a separate case

A county's admission cohorts are defined as offenders under the county's supervision at the end of the specified number of months following admission to probation, plus offenders who committed new felonies within that period.

**OREGON DEPARTMENT OF CORRECTIONS
 RECIDIVISM OF NEW PAROLEES AND PROBATIONERS
 Harney - Updated: November 2, 2005**

	PAROLE-PPS			PROBATION		
	Cumulative Percent Convicted of Any Felony After First Release to Parole-PPS			Cumulative Percent Convicted of Any Felony After First Sentence to Felony Probation		
	Percent convicted in ...months			Percent convicted in ...months		
Cohort	12	24	36	12	24	36
2nd/94	0.0	33.3	33.3	7.1	6.7	7.7
1st/95	0.0	25.0	25.0	8.3	8.3	30.8
2nd/95	20.0	12.5	12.5	5.6	11.8	20.0
1st/96	0.0	0.0	0.0	7.1	10.0	30.0
2nd/96	0.0	50.0	50.0	0.0	25.0	25.0
1st/97	0.0	33.3	33.3	0.0	0.0	0.0
2nd/97	0.0	0.0	0.0	33.3	33.3	33.3
1st/98	0.0	0.0	16.7	0.0	0.0	16.7
2nd/98	0.0	0.0	0.0	0.0	11.1	25.0
1st/99	0.0	0.0	0.0	10.0	27.3	27.3
2nd/99	33.3	33.3	33.3	10.0	18.2	18.2
1st/00	42.9	50.0	71.4	20.0	16.7	16.7
2nd/00	0.0	0.0	0.0	22.2	27.3	27.3
1st/01	28.6	37.5	57.1	12.5	12.5	11.8
2nd/01	0.0	0.0	0.0	5.6	5.3	11.8
1st/02	33.3	33.3	33.3	7.1	21.4	20.0
2nd/02	22.2	22.2		0.0	11.8	
1st/03	7.7	15.4		0.0	0.0	
2nd/03	0.0			25.0		
1st/04	30.0			8.3		

Note: Slight changes from previous reports may occur due to data updating

Parole: Recidivism is defined as the total percentage of a release cohort that was convicted of any felony at any time within the specified number of months following release from prison.

A release cohort is defined as comprising all individuals who were released to parole or PPS during a six month period. It excludes those released from prison following a revocation from parole/PPS. Inmates initially released on temporary or transitional leave are also included as of their parole or PPS date

A county's release cohorts are defined as offenders under the county's supervision at the end of the specified number of months following release from incarceration, plus offenders who committed new felonies within that period.

Probation: Recidivism is defined as the total percentage of an admission cohort that was convicted of any felony at any time within the specified number of months after beginning probation

An admission cohort is defined as comprising all individuals who were sentenced for the first time to felony probation during the same six month period. Some offenders have been sentenced to probation more than once. Each new probation admission is considered a separate case

A county's admission cohorts are defined as offenders under the county's supervision at the end of the specified number of months following admission to probation, plus offenders who committed new felonies within that period.

**OREGON DEPARTMENT OF CORRECTIONS
 RECIDIVISM OF NEW PAROLEES AND PROBATIONERS
 Hood River - Updated: November 2, 2005**

	PAROLE-PPS			PROBATION		
	Cumulative Percent Convicted of Any Felony After First Release to Parole-PPS			Cumulative Percent Convicted of Any Felony After First Sentence to Felony Probation		
	Percent convicted in ...months			Percent convicted in ...months		
Cohort	12	24	36	12	24	36
2nd/94	0.0	33.3	33.3	5.9	17.6	25.0
1st/95	20.0	25.0	25.0	10.0	25.0	28.6
2nd/95	14.3	14.3	28.6	5.0	5.3	10.0
1st/96	0.0	14.3	16.7	8.8	11.1	13.5
2nd/96	0.0	0.0	0.0	7.1	17.2	25.0
1st/97	12.5	11.1	12.5	16.7	25.9	25.9
2nd/97	0.0	0.0	0.0	13.0	13.6	25.0
1st/98	16.7	16.7	18.2	17.2	23.3	26.7
2nd/98	0.0	0.0	0.0	20.8	22.7	28.6
1st/99	7.7	7.7	7.7	0.0	7.7	8.3
2nd/99	12.5	12.5	14.3	7.9	10.5	10.5
1st/00	12.5	22.2	22.2	6.3	13.3	35.7
2nd/00	0.0	33.3	33.3	13.8	16.7	16.7
1st/01	12.5	25.0	25.0	0.0	7.7	15.4
2nd/01	12.5	12.5	37.5	0.0	3.4	3.4
1st/02	0.0	0.0	0.0	12.5	11.5	15.4
2nd/02	0.0	0.0		7.7	15.4	
1st/03	9.1	8.3		0.0	5.3	
2nd/03	9.1			9.1		
1st/04	0.0			10.8		

Note: Slight changes from previous reports may occur due to data updating

Parole: Recidivism is defined as the total percentage of a release cohort that was convicted of any felony at any time within the specified number of months following release from prison.

A release cohort is defined as comprising all individuals who were released to parole or PPS during a six month period. It excludes those released from prison following a revocation from parole/PPS. Inmates initially released on temporary or transitional leave are also included as of their parole or PPS date

A county's release cohorts are defined as offenders under the county's supervision at the end of the specified number of months following release from incarceration, plus offenders who committed new felonies within that period.

Probation: Recidivism is defined as the total percentage of an admission cohort that was convicted of any felony at any time within the specified number of months after beginning probation

An admission cohort is defined as comprising all individuals who were sentenced for the first time to felony probation during the same six month period. Some offenders have been sentenced to probation more than once. Each new probation admission is considered a separate case

A county's admission cohorts are defined as offenders under the county's supervision at the end of the specified number of months following admission to probation, plus offenders who committed new felonies within that period.

**OREGON DEPARTMENT OF CORRECTIONS
 RECIDIVISM OF NEW PAROLEES AND PROBATIONERS
 Jackson - Updated: November 2, 2005**

Cohort	PAROLE-PPS			PROBATION		
	Cumulative Percent Convicted of Any Felony After First Release to Parole-PPS			Cumulative Percent Convicted of Any Felony After First Sentence to Felony Probation		
	Percent convicted in ...months			Percent convicted in ...months		
	12	24	36	12	24	36
2nd/94	10.9	11.1	21.5	20.0	25.6	30.9
1st/95	20.3	27.0	43.1	14.2	20.7	25.2
2nd/95	12.6	21.6	29.8	14.1	20.1	25.6
1st/96	9.6	24.2	30.1	12.4	18.5	22.5
2nd/96	10.7	23.3	27.5	13.8	20.0	23.8
1st/97	19.2	29.3	30.7	15.1	21.9	28.3
2nd/97	15.6	23.3	33.0	13.8	20.2	25.2
1st/98	7.6	20.0	26.6	15.6	20.1	26.2
2nd/98	11.4	24.7	34.6	12.3	18.2	23.7
1st/99	15.1	24.3	30.8	10.4	17.9	23.6
2nd/99	15.6	26.9	36.4	16.3	22.4	24.7
1st/00	16.3	26.9	36.6	17.7	26.5	31.5
2nd/00	14.9	23.5	29.0	13.5	22.1	27.4
1st/01	18.9	32.4	37.3	10.3	16.8	23.4
2nd/01	11.9	21.5	38.5	11.7	21.6	27.7
1st/02	14.7	22.0	31.9	11.4	18.7	22.7
2nd/02	10.8	21.7		17.2	26.1	
1st/03	20.4	31.9		11.4	20.5	
2nd/03	23.8			17.8		
1st/04	15.0			17.2		

Note: Slight changes from previous reports may occur due to data updating

Parole: Recidivism is defined as the total percentage of a release cohort that was convicted of any felony at any time within the specified number of months following release from prison.

A release cohort is defined as comprising all individuals who were released to parole or PPS during a six month period. It excludes those released from prison following a revocation from parole/PPS. Inmates initially released on temporary or transitional leave are also included as of their parole or PPS date

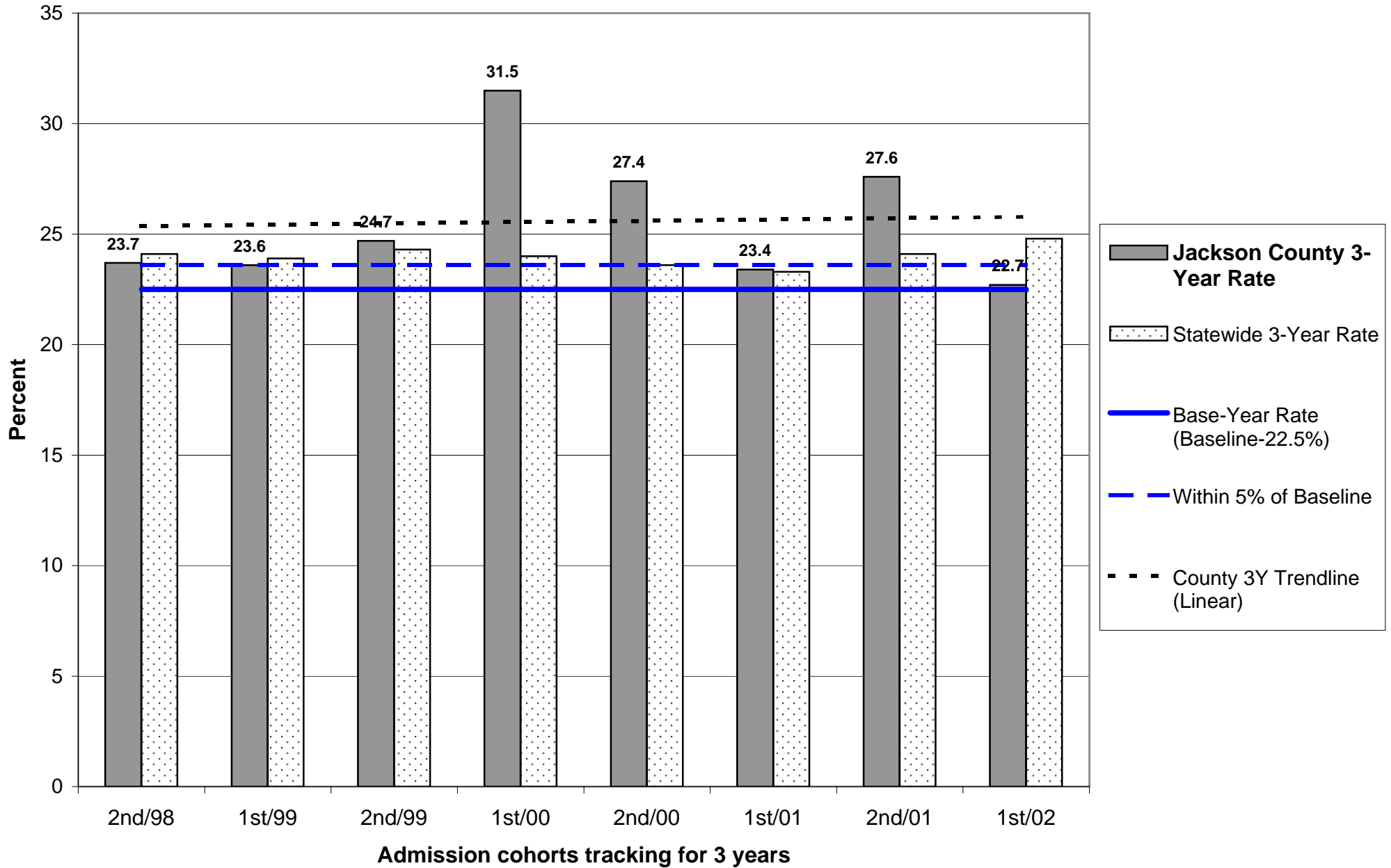
A county's release cohorts are defined as offenders under the county's supervision at the end of the specified number of months following release from incarceration, plus offenders who committed new felonies within that period.

Probation: Recidivism is defined as the total percentage of an admission cohort that was convicted of any felony at any time within the specified number of months after beginning probation

An admission cohort is defined as comprising all individuals who were sentenced for the first time to felony probation during the same six month period. Some offenders have been sentenced to probation more than once. Each new probation admission is considered a separate case

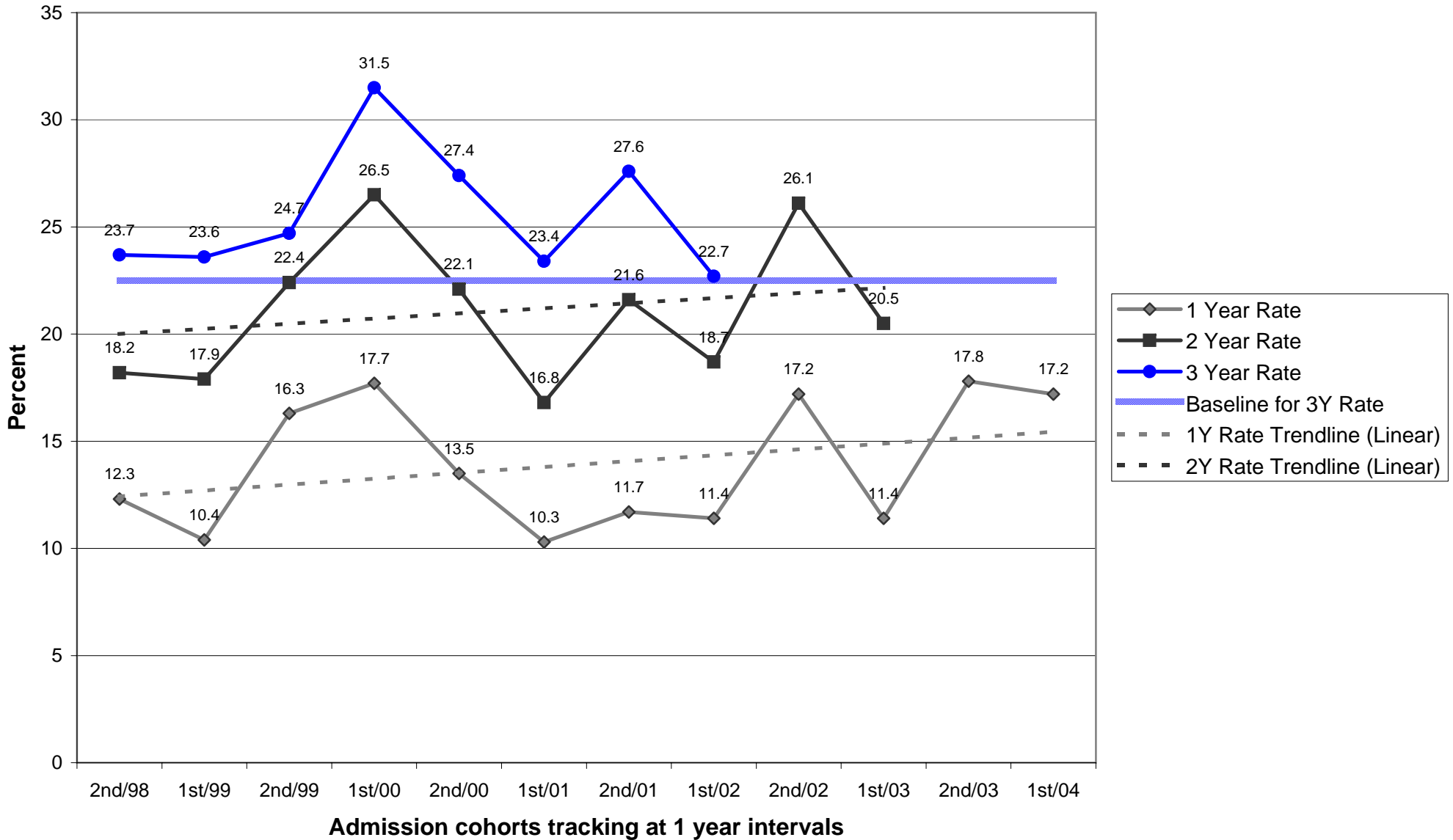
A county's admission cohorts are defined as offenders under the county's supervision at the end of the specified number of months following admission to probation, plus offenders who committed new felonies within that period.

Probation Recidivism Rates - 1st Half 2005

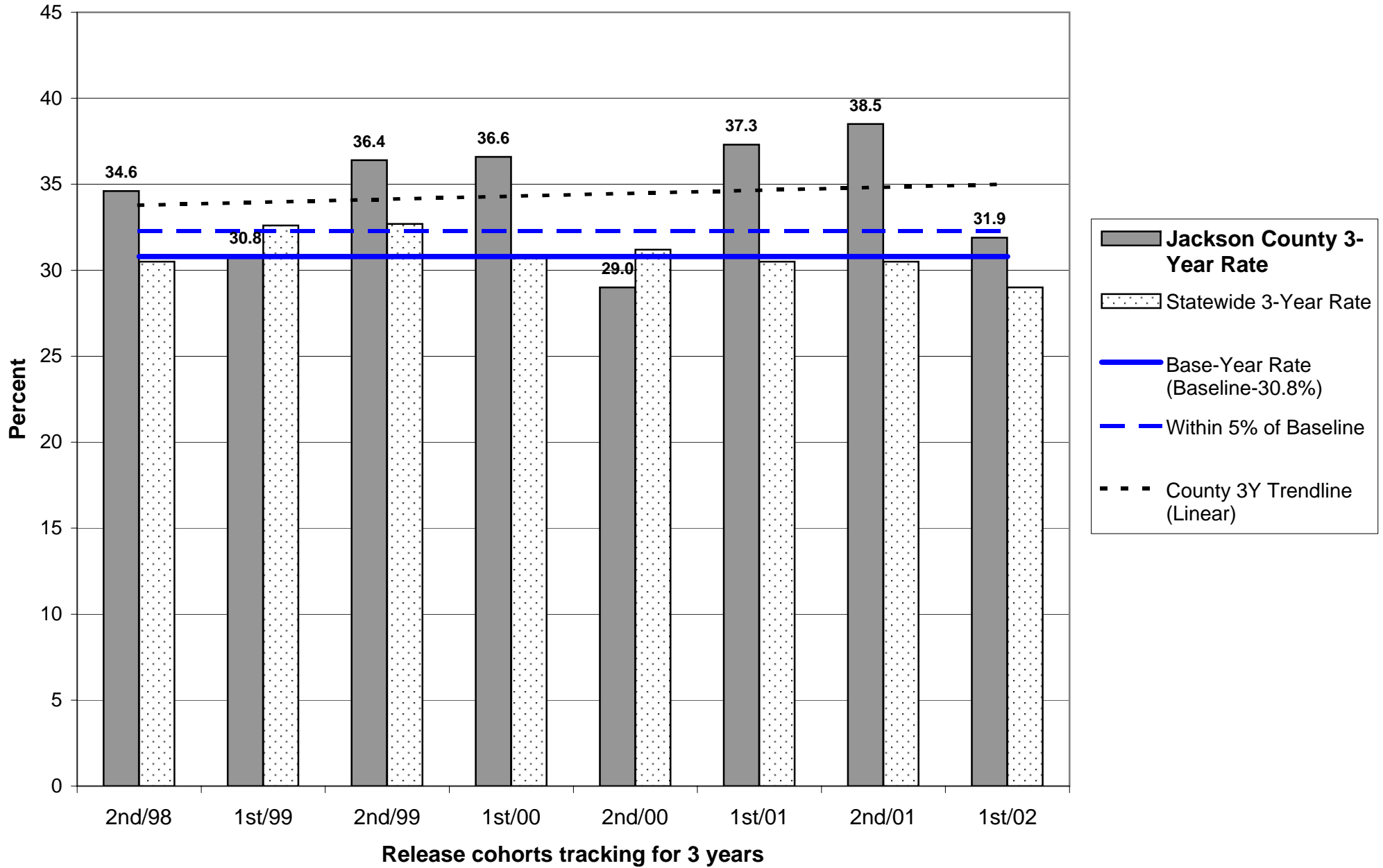


Probation Recidivism Rates - 1st Half 2005

Jackson County

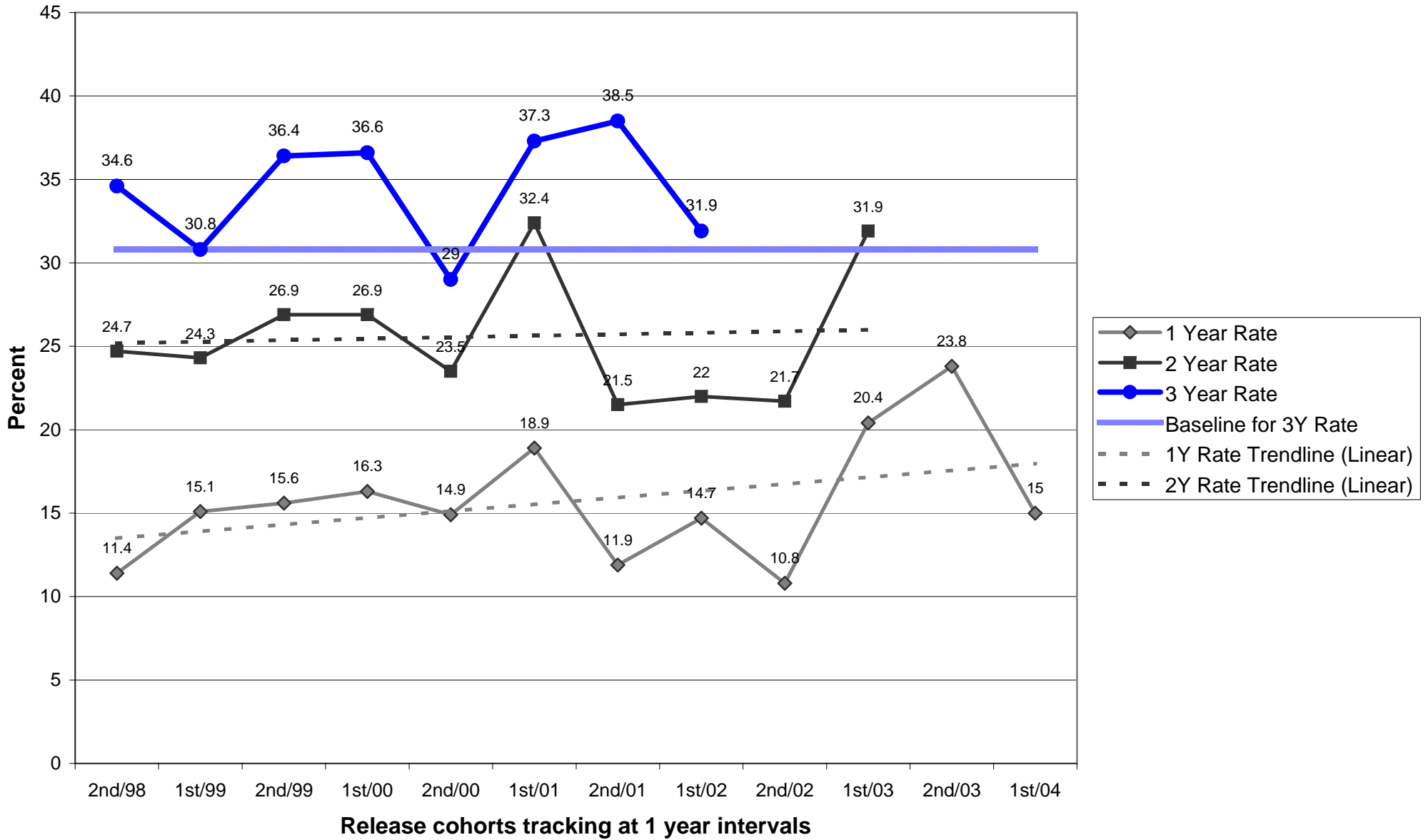


Parole/Post-Prison Supervision Recidivism Rates - 1st Half 2005



Parole/Post-Prison Supervision Recidivism Rates - 1st Half 2005

Jackson County



**OREGON DEPARTMENT OF CORRECTIONS
 RECIDIVISM OF NEW PAROLEES AND PROBATIONERS
 Jefferson - Updated: November 2, 2005**

Cohort	PAROLE-PPS			PROBATION		
	Cumulative Percent Convicted of Any Felony After First Release to Parole-PPS			Cumulative Percent Convicted of Any Felony After First Sentence to Felony Probation		
	Percent convicted in ...months			Percent convicted in ...months		
	12	24	36	12	24	36
2nd/94	0.0	22.2	22.2	9.7	14.3	21.2
1st/95	66.7	40.0	40.0	8.1	16.2	21.6
2nd/95	14.3	28.6	42.9	5.6	16.2	20.5
1st/96	7.7	30.8	30.8	9.5	31.7	36.6
2nd/96	50.0	60.0	60.0	16.2	26.3	26.3
1st/97	20.0	21.4	21.4	3.4	6.5	10.0
2nd/97	18.2	18.2	27.3	2.5	7.5	10.5
1st/98	19.0	20.0	21.1	14.3	17.9	20.7
2nd/98	14.3	15.4	21.4	12.9	16.1	22.6
1st/99	0.0	13.6	18.2	9.1	13.3	20.0
2nd/99	9.1	16.7	28.6	8.8	13.9	13.5
1st/00	0.0	4.5	4.5	8.8	16.2	15.8
2nd/00	18.2	26.1	26.1	21.1	27.8	31.6
1st/01	9.1	18.2	18.2	10.8	16.7	22.2
2nd/01	15.8	25.0	23.8	0.0	10.8	14.3
1st/02	14.3	17.6	23.5	8.9	20.9	22.7
2nd/02	7.1	28.6		10.8	26.3	
1st/03	15.0	21.1		11.1	19.4	
2nd/03	13.0			16.7		
1st/04	9.1			8.3		

Note: Slight changes from previous reports may occur due to data updating

Parole: Recidivism is defined as the total percentage of a release cohort that was convicted of any felony at any time within the specified number of months following release from prison.

A release cohort is defined as comprising all individuals who were released to parole or PPS during a six month period. It excludes those released from prison following a revocation from parole/PPS. Inmates initially released on temporary or transitional leave are also included as of their parole or PPS date

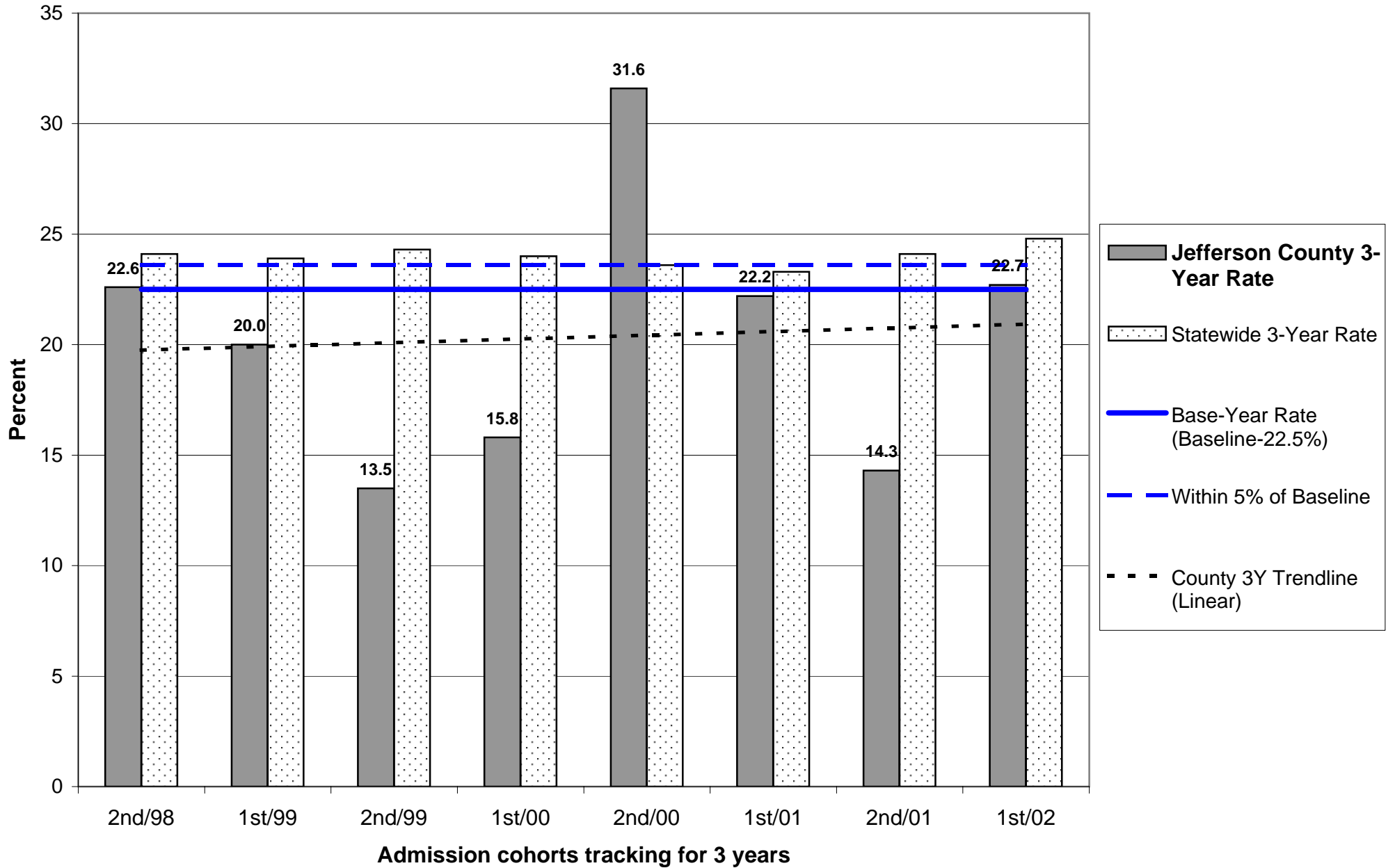
A county's release cohorts are defined as offenders under the county's supervision at the end of the specified number of months following release from incarceration, plus offenders who committed new felonies within that period.

Probation: Recidivism is defined as the total percentage of an admission cohort that was convicted of any felony at any time within the specified number of months after beginning probation

An admission cohort is defined as comprising all individuals who were sentenced for the first time to felony probation during the same six month period. Some offenders have been sentenced to probation more than once. Each new probation admission is considered a separate case

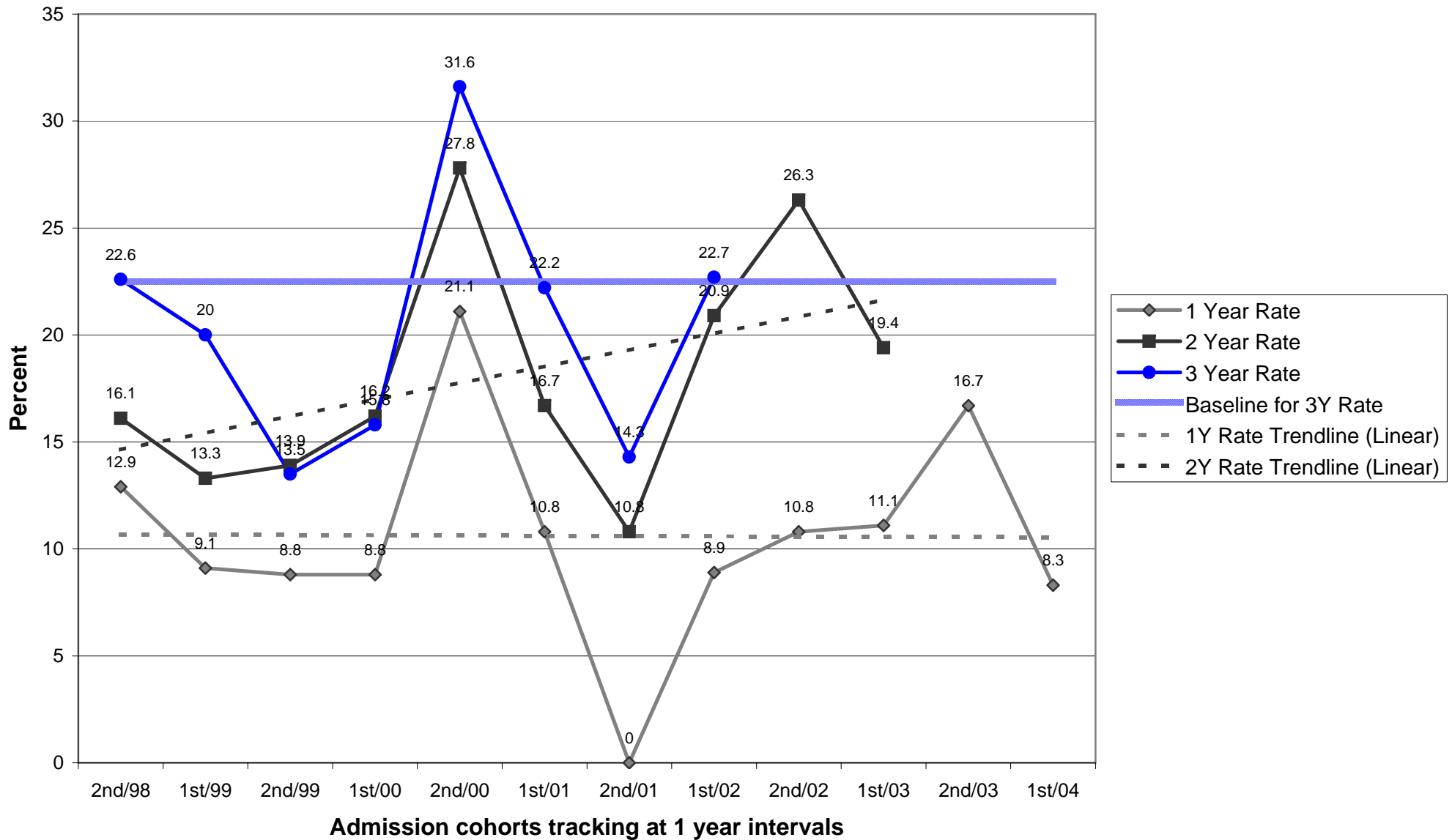
A county's admission cohorts are defined as offenders under the county's supervision at the end of the specified number of months following admission to probation, plus offenders who committed new felonies within that period.

Probation Recidivism Rates - 1st Half 2005



Probation Recidivism Rates - 1st Half 2005

Jefferson County



**OREGON DEPARTMENT OF CORRECTIONS
 RECIDIVISM OF NEW PAROLEES AND PROBATIONERS
 Josephine - Updated: November 2, 2005**

	PAROLE-PPS			PROBATION		
	Cumulative Percent Convicted of Any Felony After First Release to Parole-PPS			Cumulative Percent Convicted of Any Felony After First Sentence to Felony Probation		
	Percent convicted in ...months			Percent convicted in ...months		
Cohort	12	24	36	12	24	36
2nd/94	14.3	33.3	31.0	20.5	28.2	34.9
1st/95	24.1	22.6	26.7	15.6	22.3	27.4
2nd/95	30.2	32.6	39.5	15.7	24.3	28.3
1st/96	17.1	25.0	24.3	11.3	23.3	27.0
2nd/96	12.2	22.9	24.5	12.2	19.8	26.1
1st/97	11.4	20.9	30.0	10.9	25.8	29.3
2nd/97	13.0	17.8	24.4	14.8	27.3	34.1
1st/98	17.4	22.2	22.2	9.8	15.8	19.6
2nd/98	7.0	27.3	31.0	11.5	18.8	24.6
1st/99	13.0	20.4	29.1	12.6	19.7	20.3
2nd/99	7.7	13.8	21.2	18.9	23.9	33.3
1st/00	17.6	24.0	29.4	7.9	19.0	24.2
2nd/00	8.2	19.4	23.8	12.8	23.7	27.1
1st/01	16.1	19.6	23.6	20.2	26.7	29.7
2nd/01	19.7	27.8	34.7	13.0	21.2	29.2
1st/02	8.7	23.9	33.3	14.5	23.8	30.5
2nd/02	13.4	28.8		9.5	17.0	
1st/03	9.6	17.8		14.0	24.8	
2nd/03	9.6			8.5		
1st/04	12.5			18.7		

Note: Slight changes from previous reports may occur due to data updating

Parole: Recidivism is defined as the total percentage of a release cohort that was convicted of any felony at any time within the specified number of months following release from prison.

A release cohort is defined as comprising all individuals who were released to parole or PPS during a six month period. It excludes those released from prison following a revocation from parole/PPS. Inmates initially released on temporary or transitional leave are also included as of their parole or PPS date

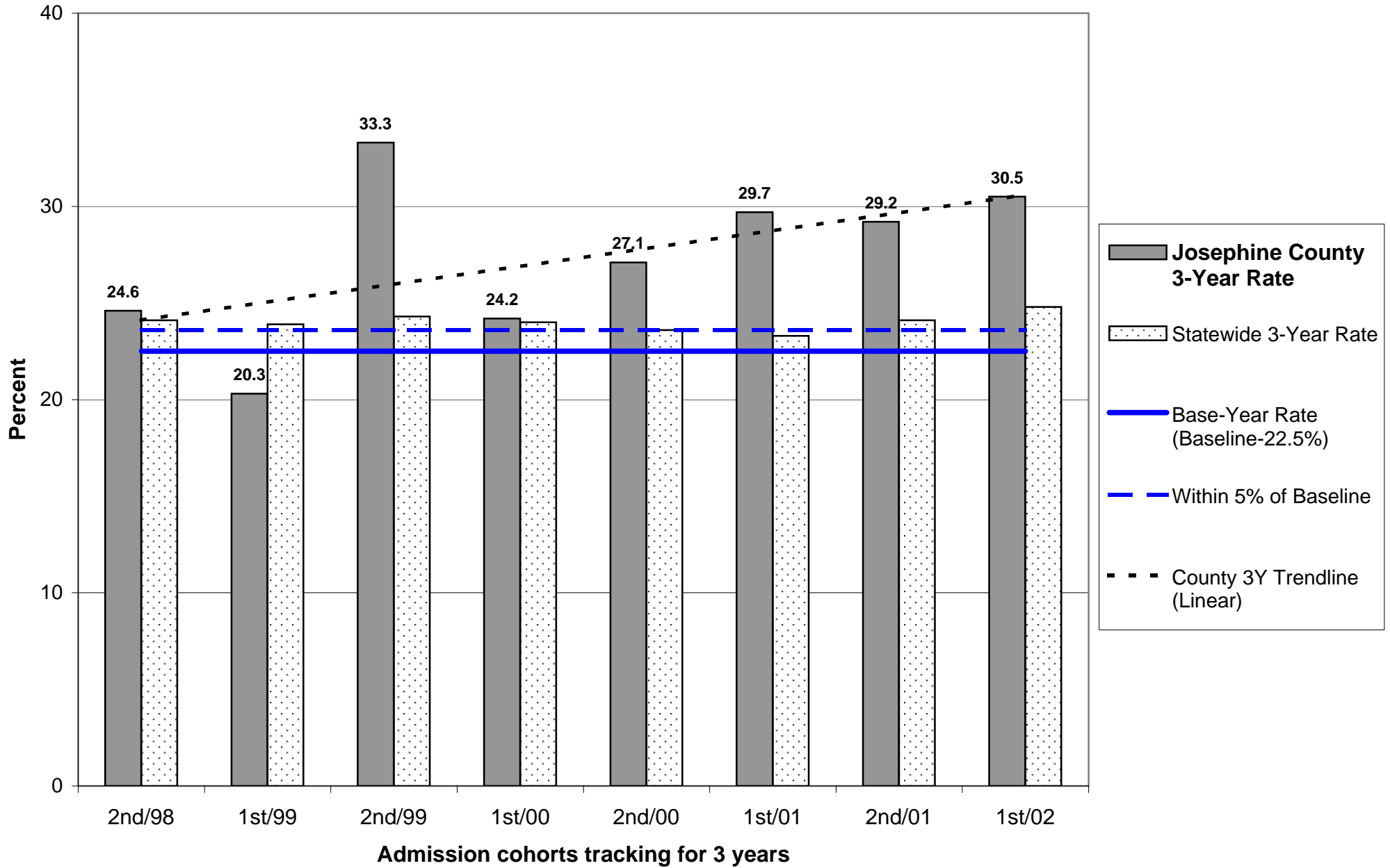
A county's release cohorts are defined as offenders under the county's supervision at the end of the specified number of months following release from incarceration, plus offenders who committed new felonies within that period.

Probation: Recidivism is defined as the total percentage of an admission cohort that was convicted of any felony at any time within the specified number of months after beginning probation

An admission cohort is defined as comprising all individuals who were sentenced for the first time to felony probation during the same six month period. Some offenders have been sentenced to probation more than once. Each new probation admission is considered a separate case

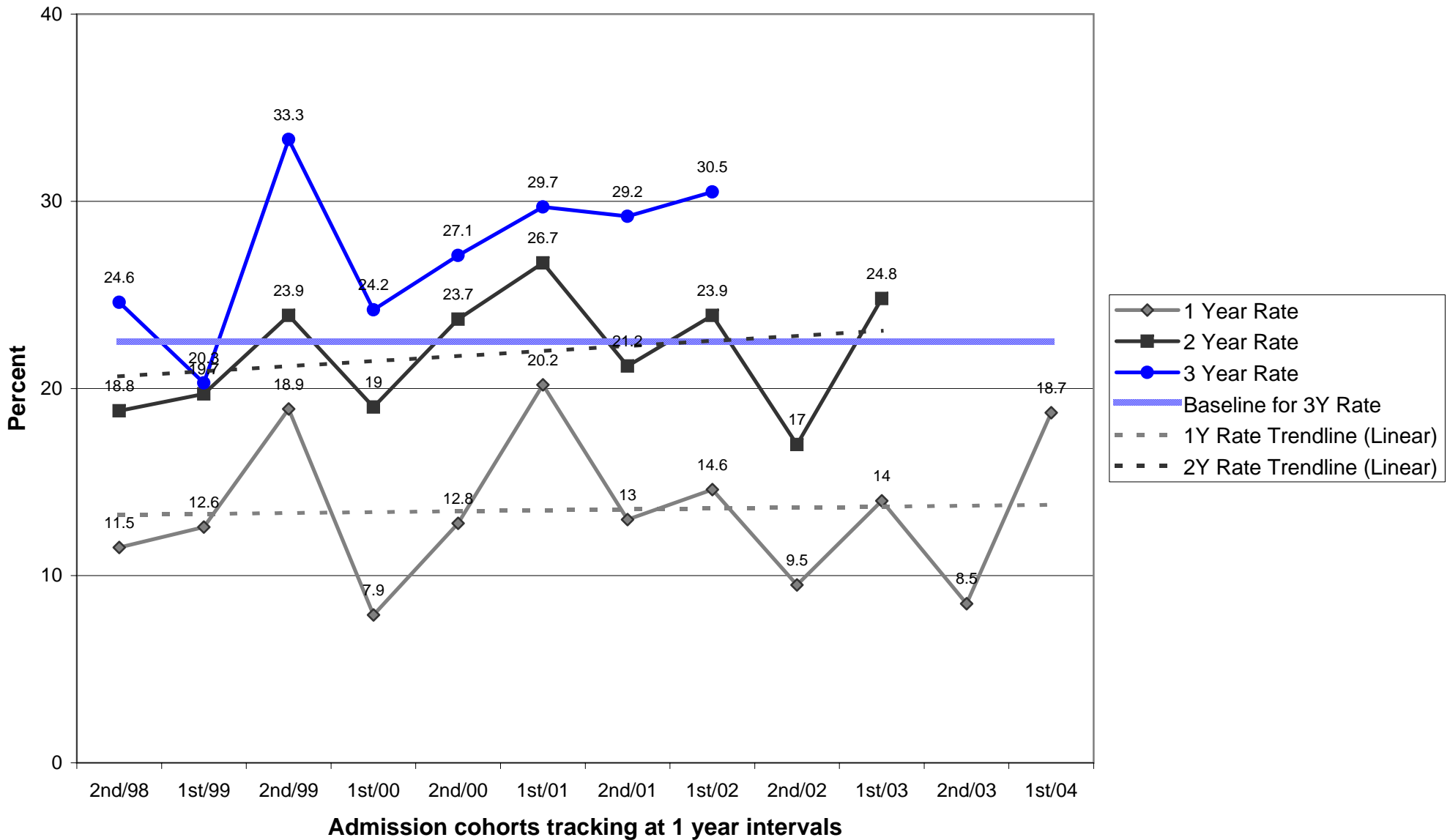
A county's admission cohorts are defined as offenders under the county's supervision at the end of the specified number of months following admission to probation, plus offenders who committed new felonies within that period.

Probation Recidivism Rates - 1st Half 2005

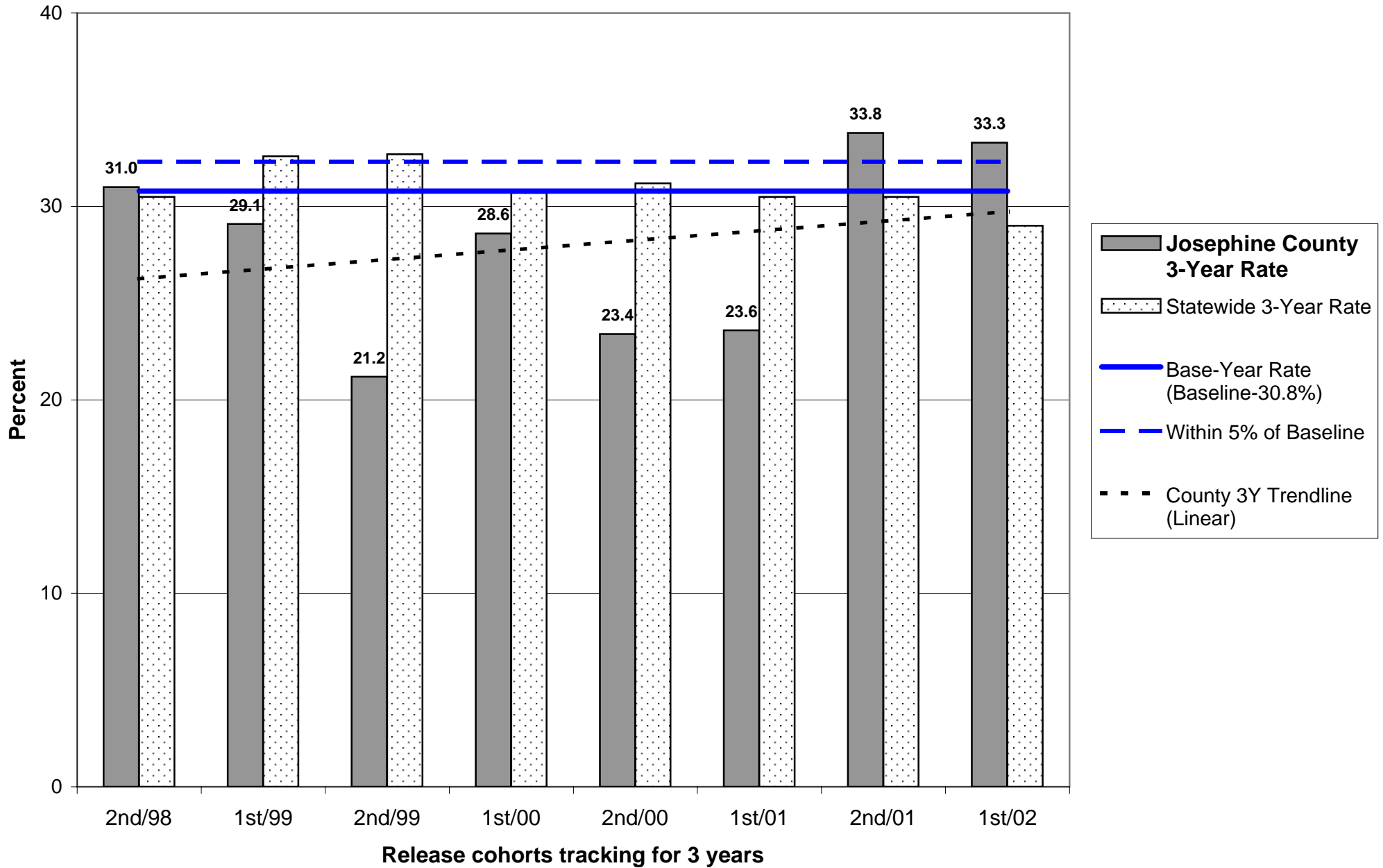


Probation Recidivism Rates - 1st Half 2005

Josephine County

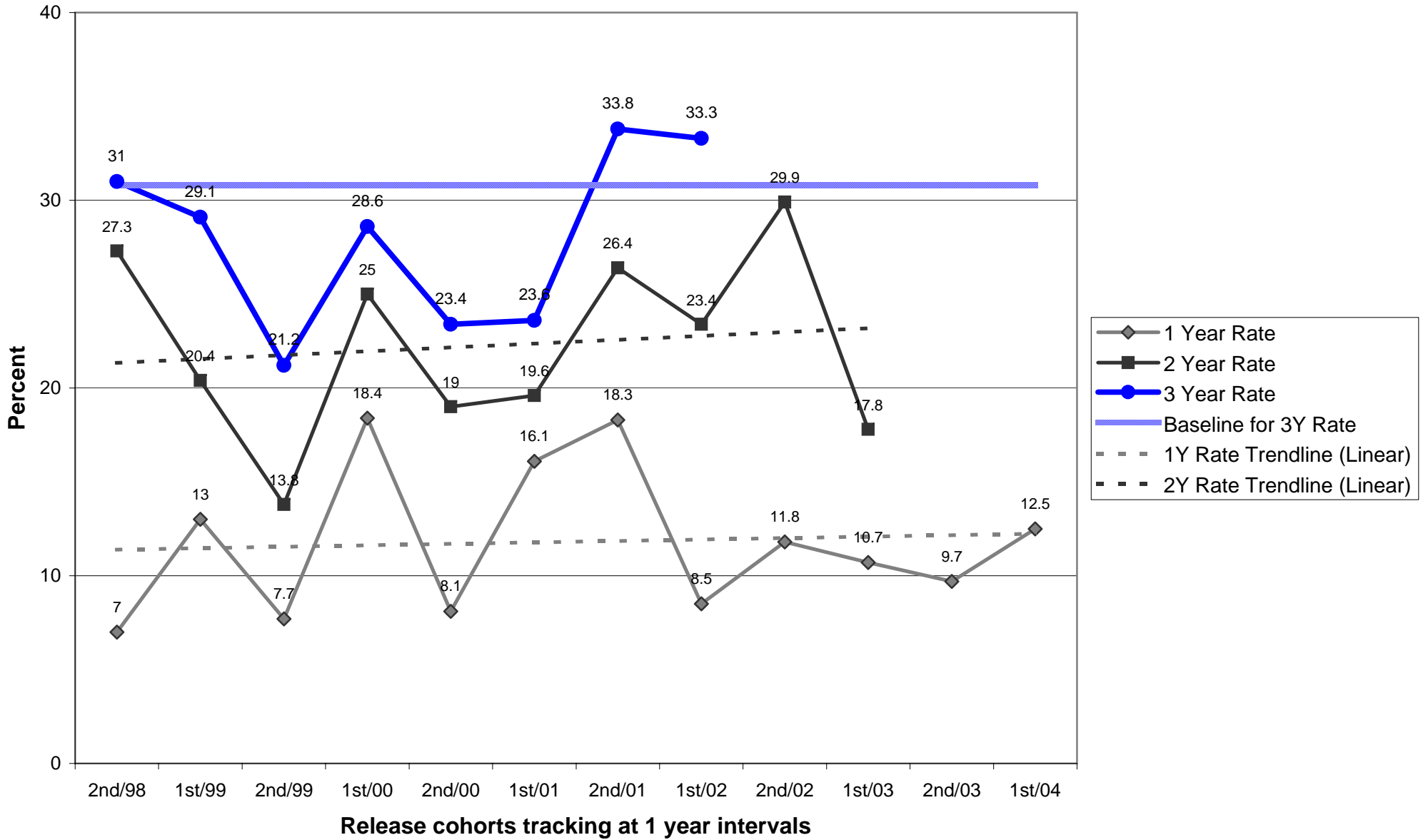


Parole/Post-Prison Supervision Recidivism Rates - 1st Half 2005



Parole/Post-Prison Supervision Recidivism Rates - 1st Half 2005

Josephine County



**OREGON DEPARTMENT OF CORRECTIONS
 RECIDIVISM OF NEW PAROLEES AND PROBATIONERS
 Klamath/Lake - Updated: November 2, 2005**

	PAROLE-PPS			PROBATION		
	Cumulative Percent Convicted of Any Felony After First Release to Parole-PPS			Cumulative Percent Convicted of Any Felony After First Sentence to Felony Probation		
	Percent convicted in ...months			Percent convicted in ...months		
Cohort	12	24	36	12	24	36
2nd/94	17.6	37.5	50.0	16.7	25.8	28.9
1st/95	7.7	7.7	9.1	10.7	23.3	31.4
2nd/95	18.9	29.7	52.6	17.2	26.7	32.9
1st/96	22.2	35.7	39.3	11.3	20.3	28.0
2nd/96	21.6	29.7	36.8	11.1	18.5	24.4
1st/97	0.0	19.0	20.0	12.2	20.9	23.7
2nd/97	10.5	21.1	26.3	15.0	22.4	26.9
1st/98	12.1	23.5	39.4	12.1	21.1	26.6
2nd/98	12.0	16.0	20.0	8.6	13.9	17.4
1st/99	17.6	19.4	27.0	12.7	18.1	21.5
2nd/99	24.4	34.1	46.5	8.7	17.3	24.2
1st/00	6.7	27.3	38.6	10.7	17.8	19.9
2nd/00	13.0	23.9	34.8	9.5	19.0	22.1
1st/01	12.8	28.2	33.3	10.3	21.7	27.4
2nd/01	20.9	25.0	29.5	10.7	23.1	28.4
1st/02	9.8	17.1	17.5	8.1	14.5	21.0
2nd/02	9.8	19.6		8.8	14.1	
1st/03	13.7	24.0		10.2	19.7	
2nd/03	3.7			8.7		
1st/04	15.1			13.2		

Note: Slight changes from previous reports may occur due to data updating

Parole: Recidivism is defined as the total percentage of a release cohort that was convicted of any felony at any time within the specified number of months following release from prison.

A release cohort is defined as comprising all individuals who were released to parole or PPS during a six month period. It excludes those released from prison following a revocation from parole/PPS. Inmates initially released on temporary or transitional leave are also included as of their parole or PPS date

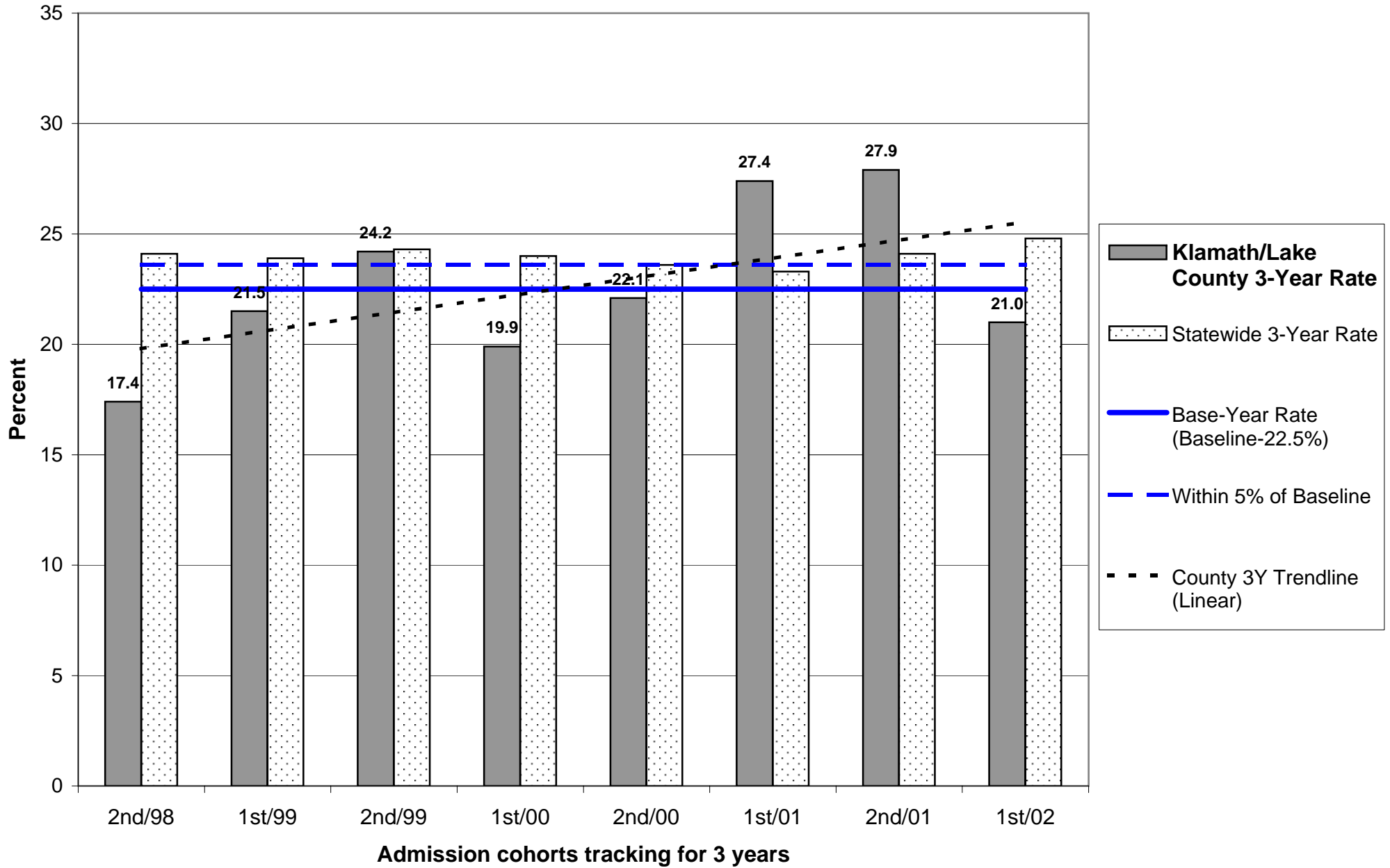
A county's release cohorts are defined as offenders under the county's supervision at the end of the specified number of months following release from incarceration, plus offenders who committed new felonies within that period.

Probation: Recidivism is defined as the total percentage of an admission cohort that was convicted of any felony at any time within the specified number of months after beginning probation

An admission cohort is defined as comprising all individuals who were sentenced for the first time to felony probation during the same six month period. Some offenders have been sentenced to probation more than once. Each new probation admission is considered a separate case

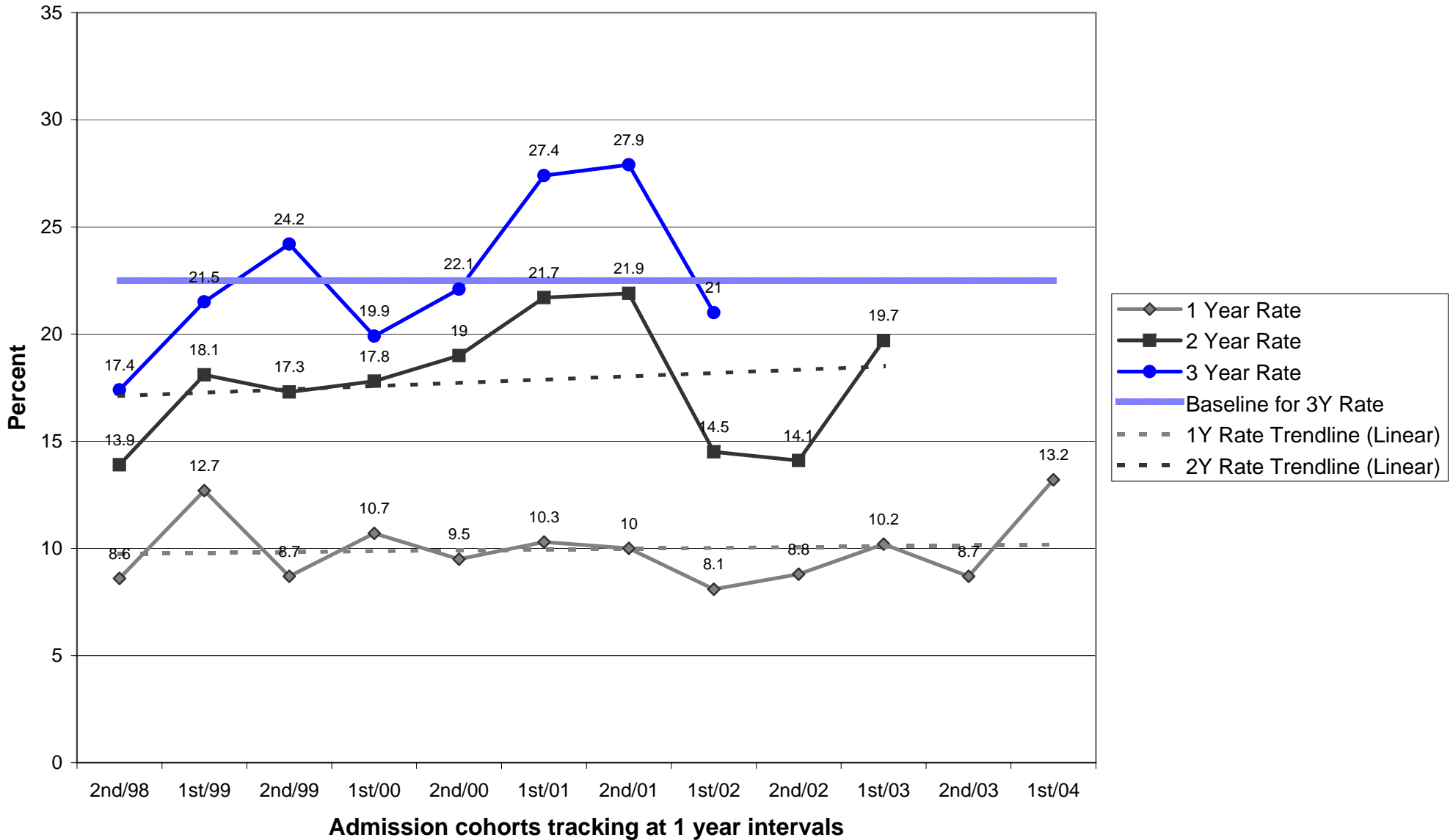
A county's admission cohorts are defined as offenders under the county's supervision at the end of the specified number of months following admission to probation, plus offenders who committed new felonies within that period.

Probation Recidivism Rates - 1st Half 2005

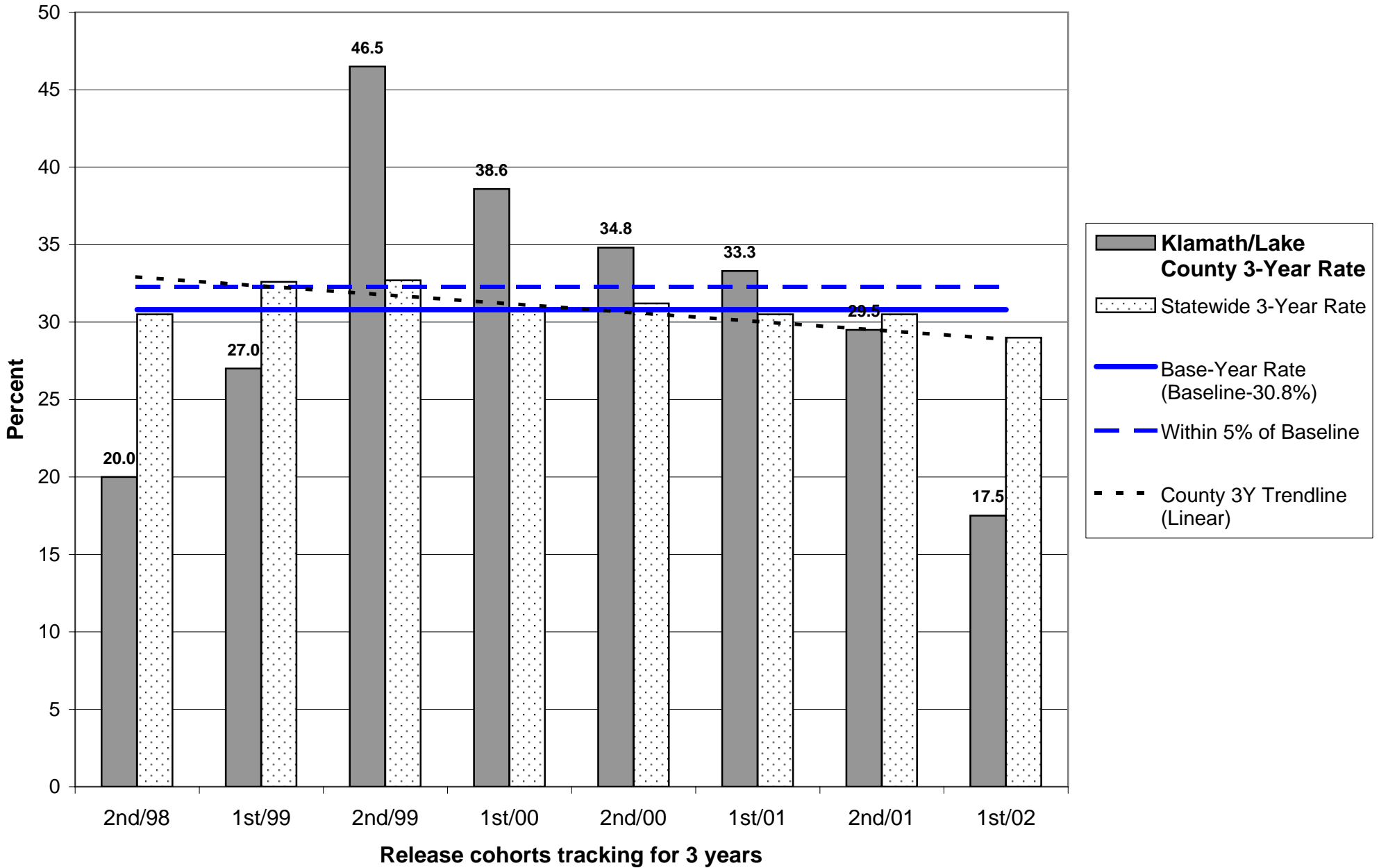


Probation Recidivism Rates - 1st Half 2005

Klamath/Lake County

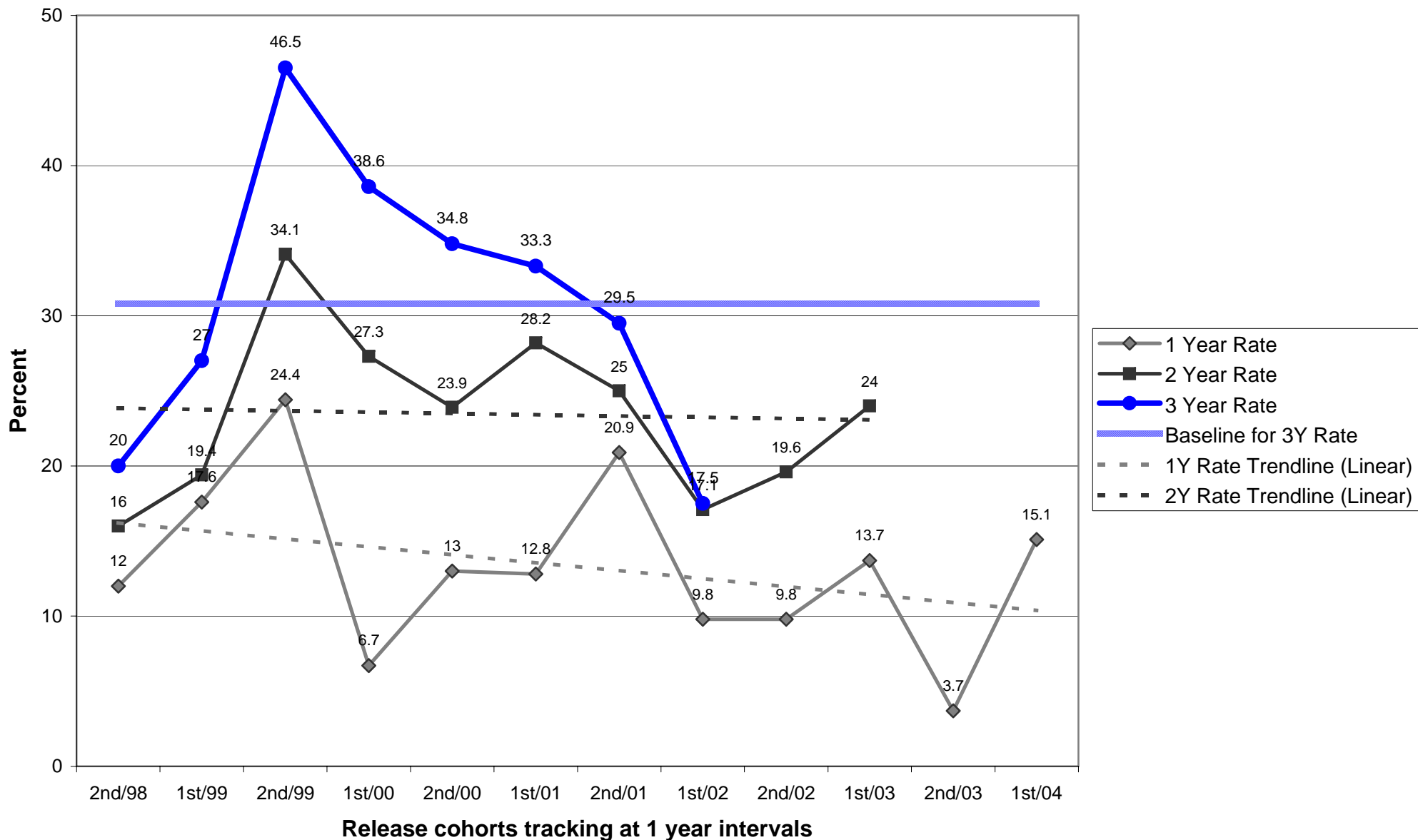


Parole/Post-Prison Supervision Recidivism Rates - 1st Half 2005



Parole/Post-Prison Supervision Recidivism Rates - 1st Half 2005

Klamath/Lake County



**OREGON DEPARTMENT OF CORRECTIONS
 RECIDIVISM OF NEW PAROLEES AND PROBATIONERS
 Lane - Updated: November 2, 2005**

Cohort	PAROLE-PPS			PROBATION		
	Cumulative Percent Convicted of Any Felony After First Release to Parole-PPS			Cumulative Percent Convicted of Any Felony After First Sentence to Felony Probation		
	Percent convicted in ...months			Percent convicted in ...months		
	12	24	36	12	24	36
2nd/94	12.9	24.5	28.6	11.0	20.2	24.8
1st/95	17.9	29.6	34.5	13.7	22.3	26.2
2nd/95	14.1	24.2	30.0	14.7	21.0	26.0
1st/96	8.8	25.5	30.7	10.4	17.9	23.2
2nd/96	12.4	23.0	35.8	10.6	19.0	23.8
1st/97	9.2	20.8	29.8	6.8	15.9	23.5
2nd/97	8.0	18.8	29.0	7.7	14.6	22.1
1st/98	9.9	22.1	28.2	9.7	19.4	25.8
2nd/98	9.5	22.8	34.3	10.3	18.6	25.0
1st/99	15.5	27.0	37.1	13.0	22.8	27.8
2nd/99	12.9	25.9	36.3	15.3	25.4	30.6
1st/00	13.9	23.8	30.3	12.2	21.6	25.2
2nd/00	14.8	30.8	40.7	14.5	22.8	28.9
1st/01	15.7	28.4	33.6	13.2	24.4	27.5
2nd/01	16.4	24.9	33.7	12.6	21.3	27.7
1st/02	9.4	20.5	29.6	13.8	22.5	27.7
2nd/02	10.2	20.3		11.0	21.1	
1st/03	13.5	27.9		12.6	20.6	
2nd/03	12.2			10.2		
1st/04	13.1			12.7		

Note: Slight changes from previous reports may occur due to data updating

Parole: Recidivism is defined as the total percentage of a release cohort that was convicted of any felony at any time within the specified number of months following release from prison.

A release cohort is defined as comprising all individuals who were released to parole or PPS during a six month period. It excludes those released from prison following a revocation from parole/PPS. Inmates initially released on temporary or transitional leave are also included as of their parole or PPS date

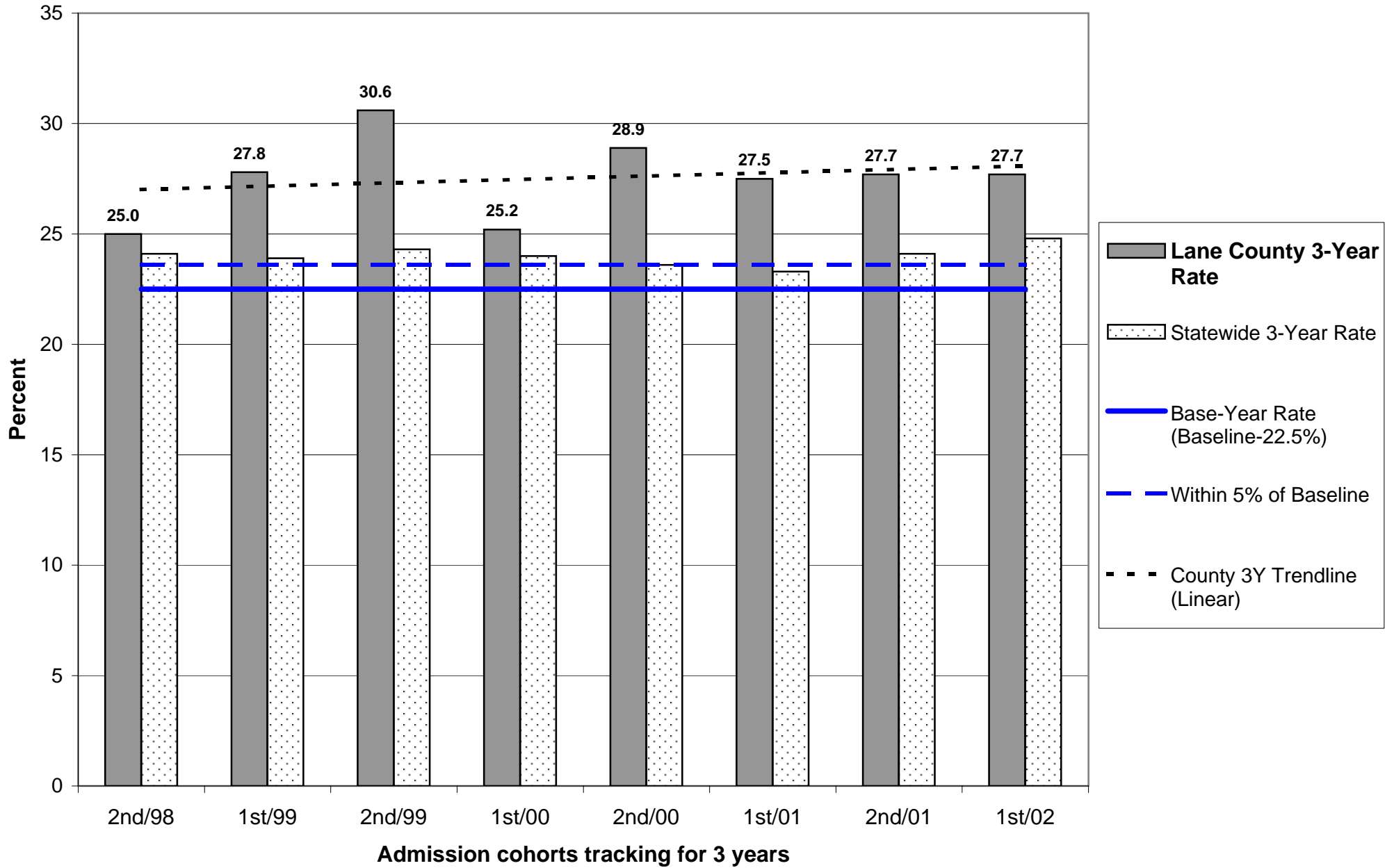
A county's release cohorts are defined as offenders under the county's supervision at the end of the specified number of months following release from incarceration, plus offenders who committed new felonies within that period.

Probation: Recidivism is defined as the total percentage of an admission cohort that was convicted of any felony at any time within the specified number of months after beginning probation

An admission cohort is defined as comprising all individuals who were sentenced for the first time to felony probation during the same six month period. Some offenders have been sentenced to probation more than once. Each new probation admission is considered a separate case

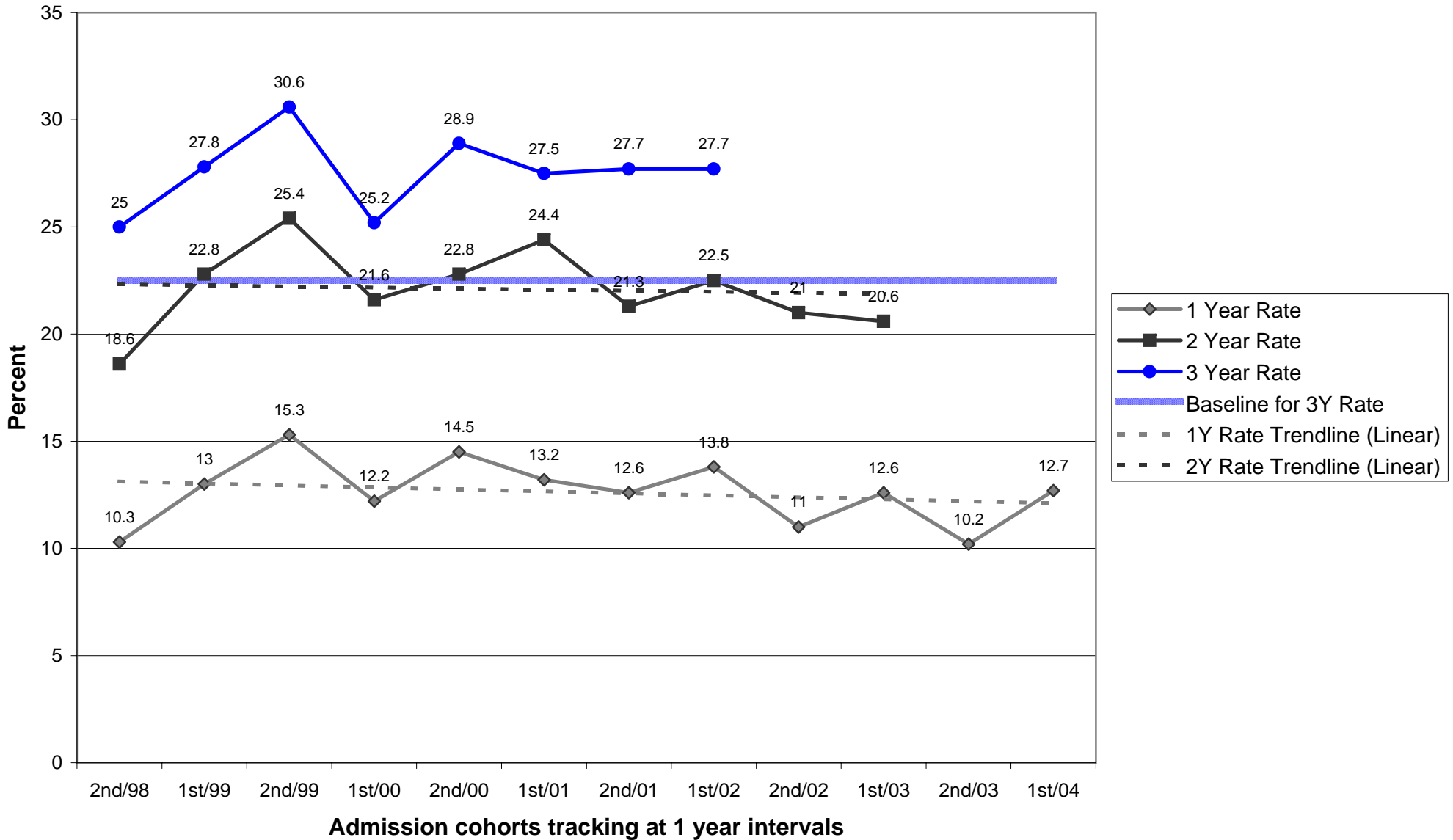
A county's admission cohorts are defined as offenders under the county's supervision at the end of the specified number of months following admission to probation, plus offenders who committed new felonies within that period.

Probation Recidivism Rates - 1st Half 2005

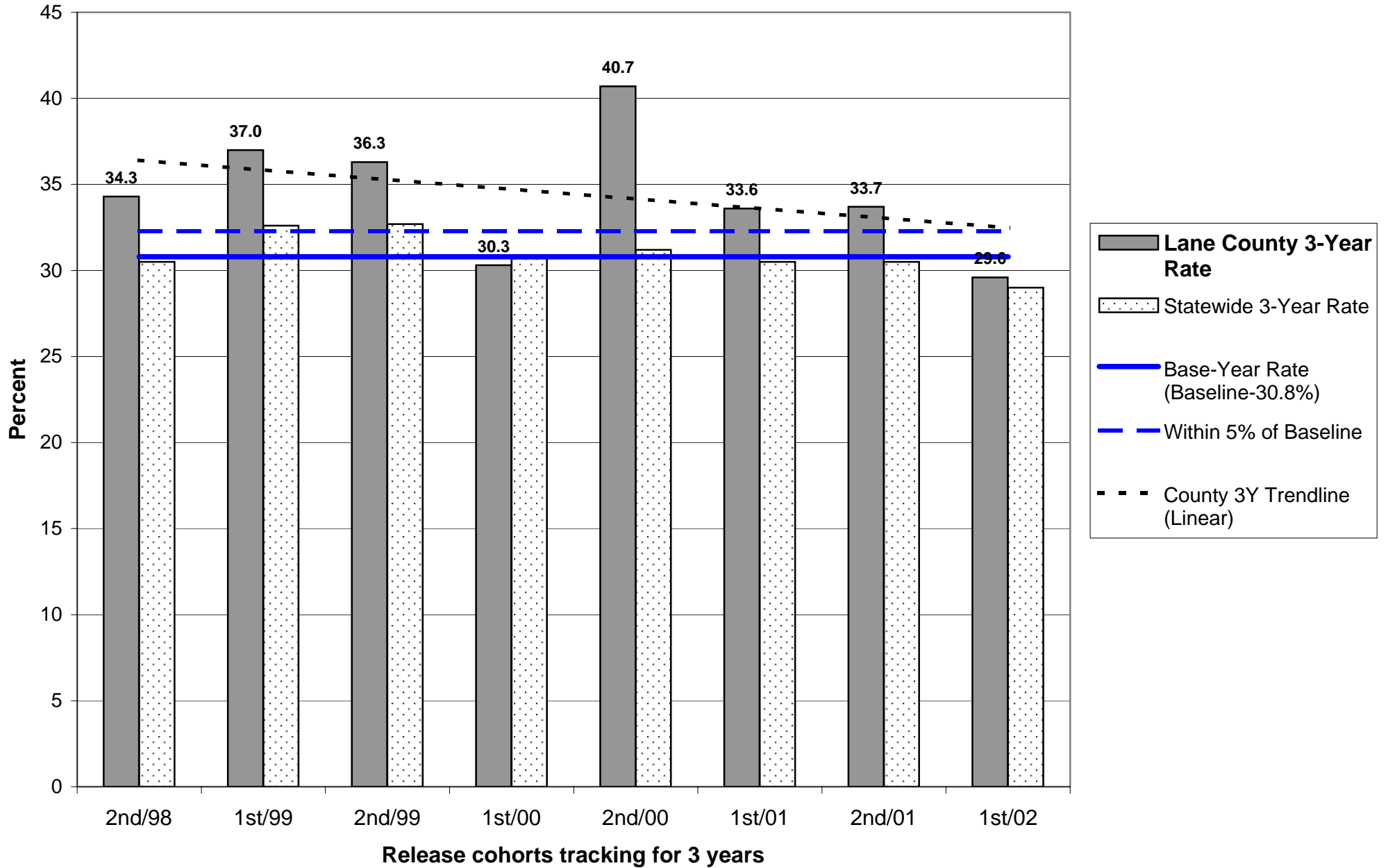


Probation Recidivism Rates - 1st Half 2005

Lane County

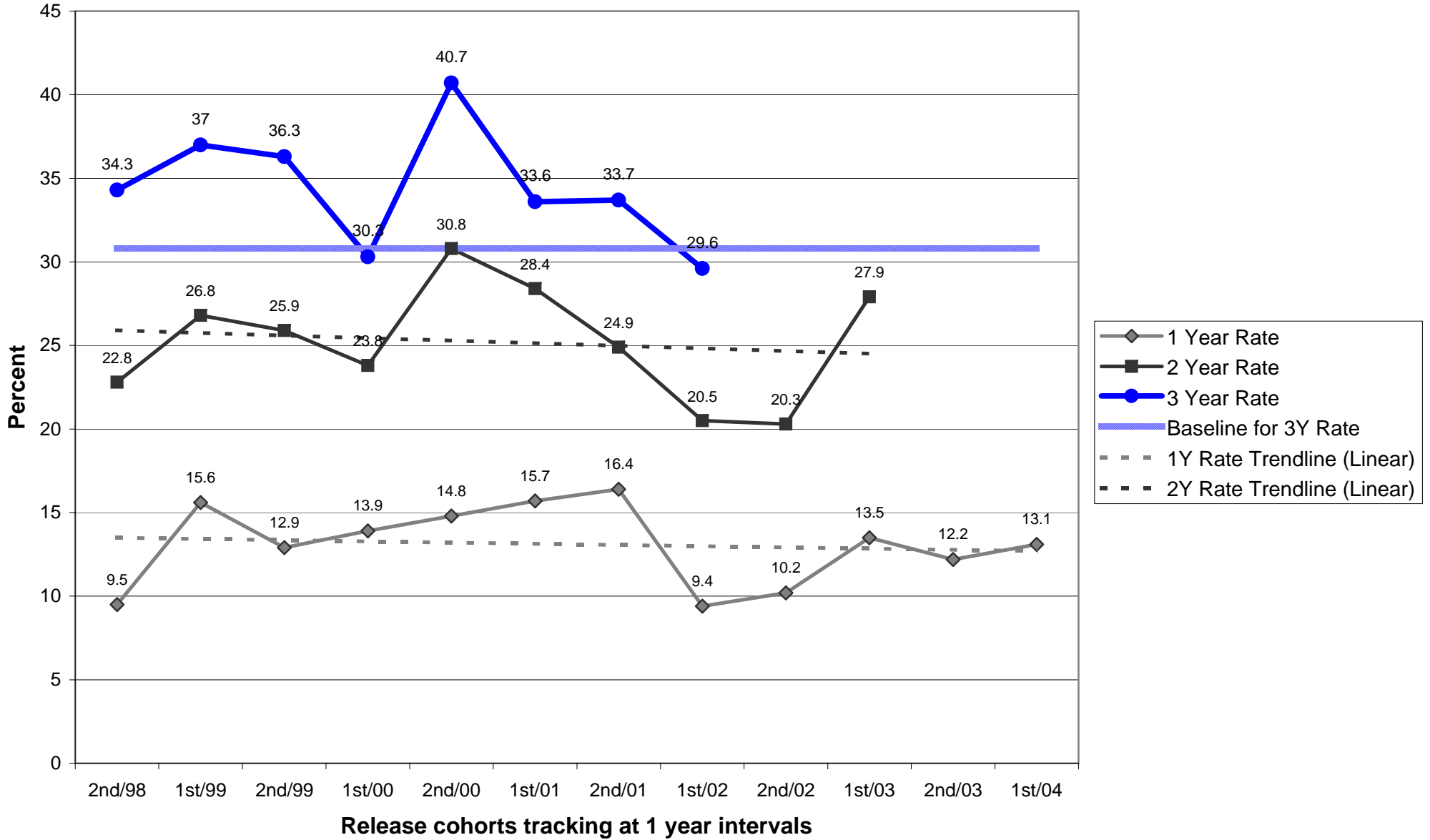


Parole/Post-Prison Supervision Recidivism Rates - 1st Half 2005



Parole/Post-Prison Supervision Recidivism Rates - 1st Half 2005

Lane County



**OREGON DEPARTMENT OF CORRECTIONS
 RECIDIVISM OF NEW PAROLEES AND PROBATIONERS
 Lincoln - Updated: November 2, 2005**

Cohort	PAROLE-PPS			PROBATION		
	Cumulative Percent Convicted of Any Felony After First Release to Parole-PPS			Cumulative Percent Convicted of Any Felony After First Sentence to Felony Probation		
	Percent convicted in ...months			Percent convicted in ...months		
	12	24	36	12	24	36
2nd/94	13.8	16.7	37.0	14.8	25.0	29.5
1st/95	5.7	8.1	8.1	13.6	18.2	25.8
2nd/95	7.7	20.8	28.0	11.3	13.7	22.9
1st/96	9.5	20.8	32.0	12.7	15.3	20.0
2nd/96	13.3	18.8	21.4	16.4	26.6	31.1
1st/97	11.5	20.8	22.7	11.0	19.2	22.5
2nd/97	21.7	28.6	36.8	14.8	31.9	30.6
1st/98	13.8	16.1	22.2	9.5	16.9	23.0
2nd/98	5.3	5.9	29.4	11.5	13.8	20.7
1st/99	13.3	13.3	18.2	9.0	12.3	17.2
2nd/99	5.3	10.0	20.0	7.1	16.4	20.8
1st/00	5.9	20.0	34.5	10.6	15.4	15.9
2nd/00	4.2	13.6	22.7	5.3	12.5	15.5
1st/01	6.5	13.8	25.0	9.3	12.3	17.1
2nd/01	9.1	17.6	25.7	14.3	18.6	26.7
1st/02	15.9	22.7	27.3	11.1	15.7	19.2
2nd/02	2.3	14.3		11.5	16.1	
1st/03	10.4	23.5		8.0	11.5	
2nd/03	15.6			16.7		
1st/04	9.5			16.7		

Note: Slight changes from previous reports may occur due to data updating

Parole: Recidivism is defined as the total percentage of a release cohort that was convicted of any felony at any time within the specified number of months following release from prison.

A release cohort is defined as comprising all individuals who were released to parole or PPS during a six month period. It excludes those released from prison following a revocation from parole/PPS. Inmates initially released on temporary or transitional leave are also included as of their parole or PPS date

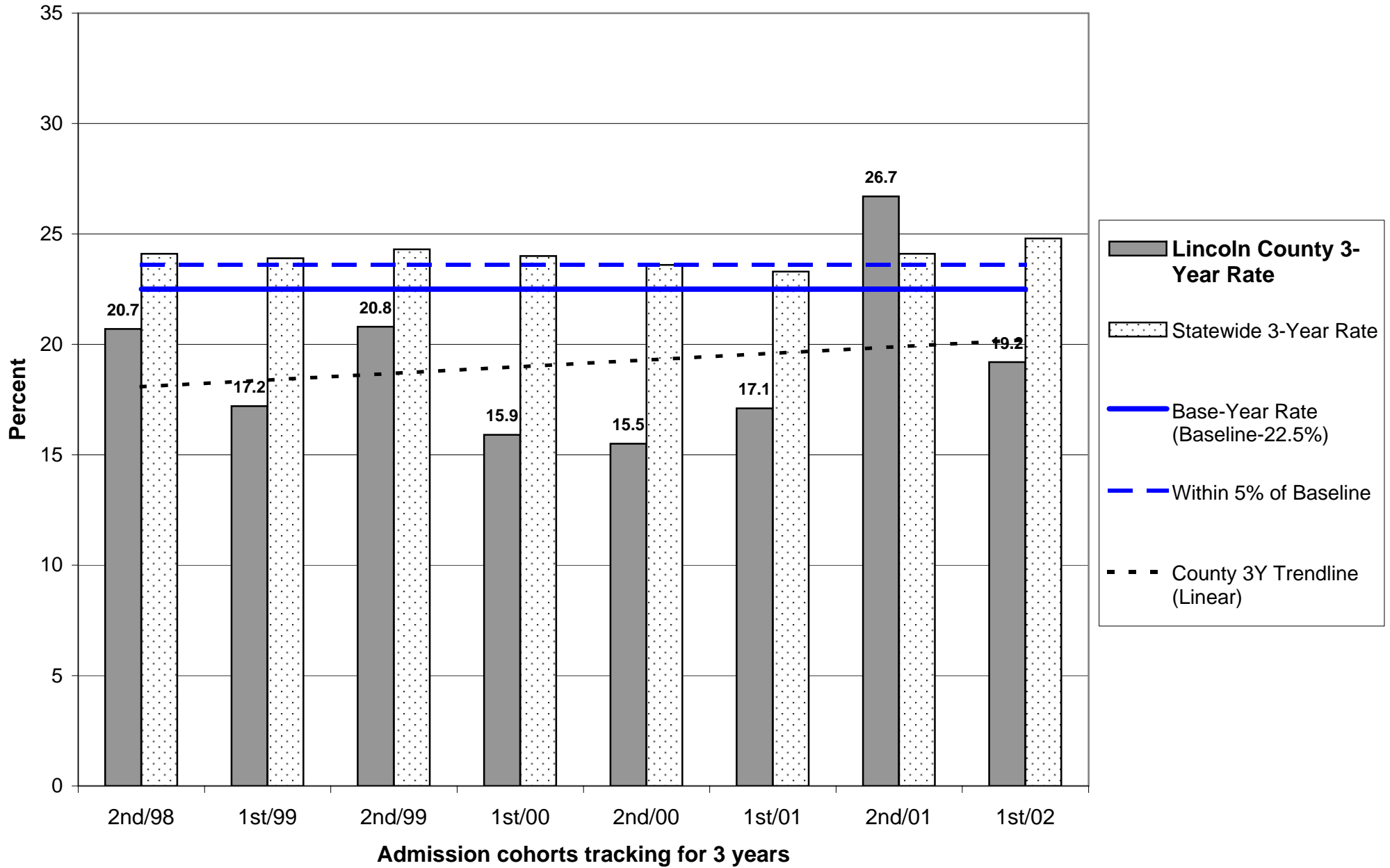
A county's release cohorts are defined as offenders under the county's supervision at the end of the specified number of months following release from incarceration, plus offenders who committed new felonies within that period.

Probation: Recidivism is defined as the total percentage of an admission cohort that was convicted of any felony at any time within the specified number of months after beginning probation

An admission cohort is defined as comprising all individuals who were sentenced for the first time to felony probation during the same six month period. Some offenders have been sentenced to probation more than once. Each new probation admission is considered a separate case

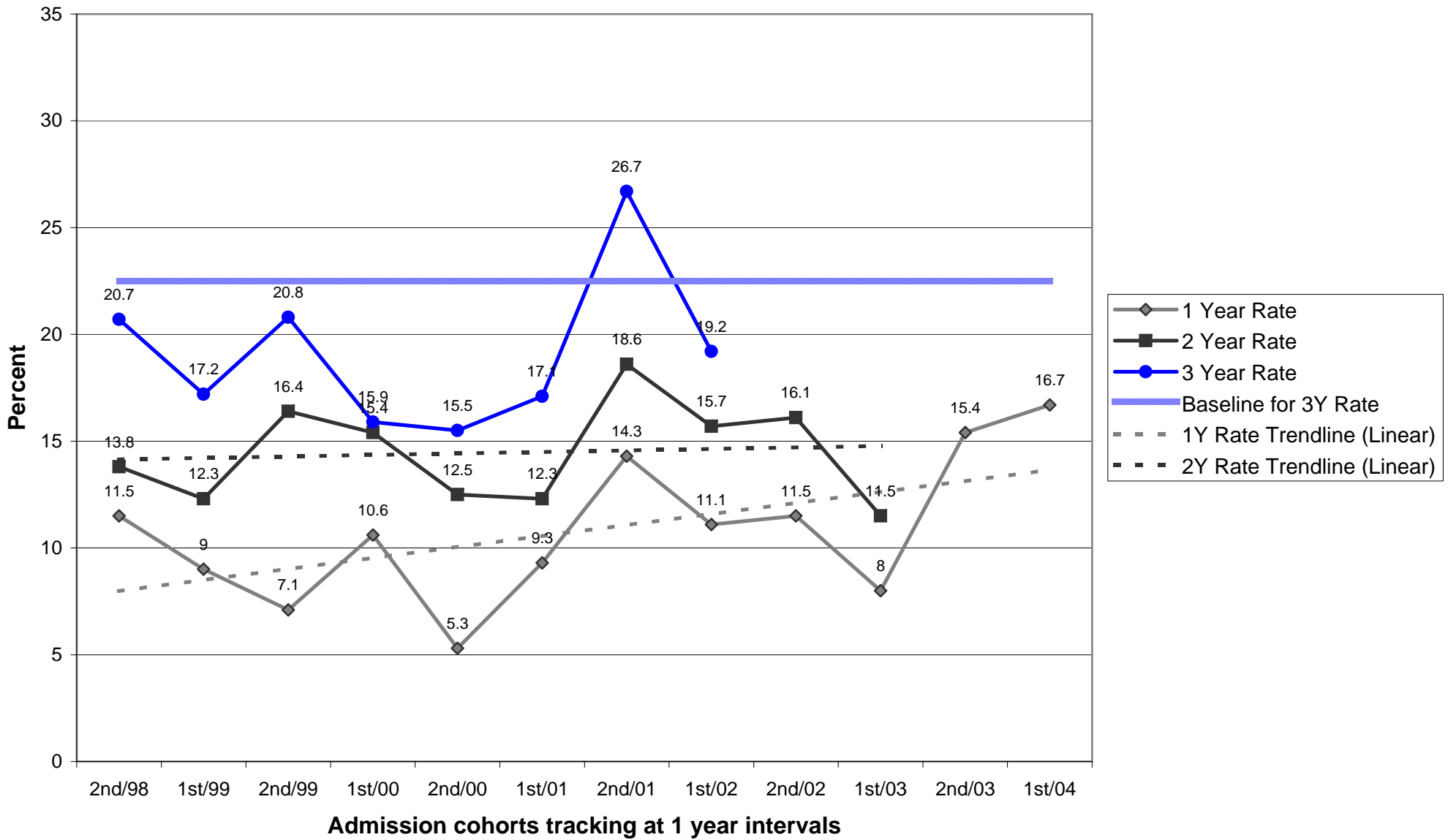
A county's admission cohorts are defined as offenders under the county's supervision at the end of the specified number of months following admission to probation, plus offenders who committed new felonies within that period.

Probation Recidivism Rates - 1st Half 2005

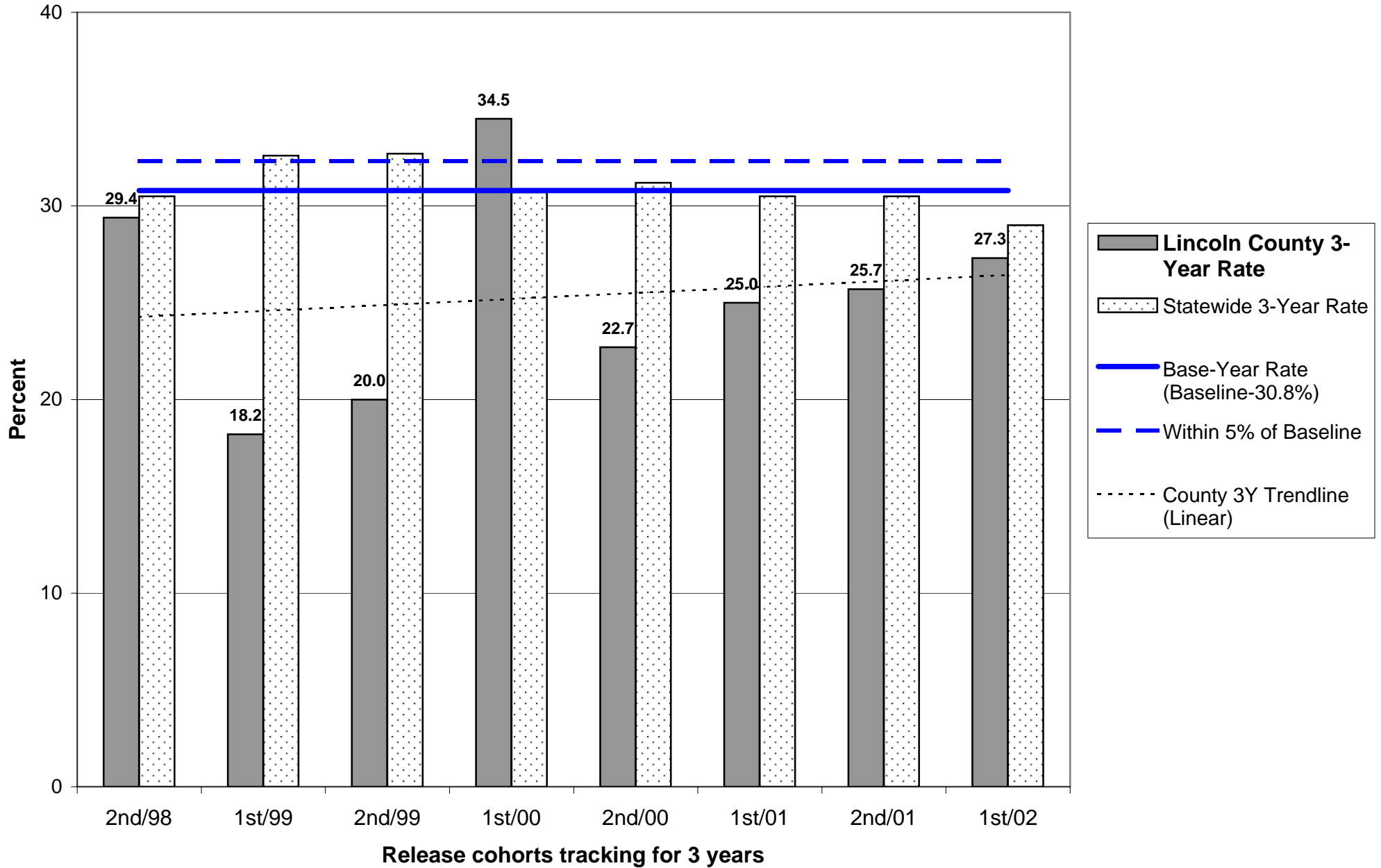


Probation Recidivism Rates - 1st Half 2005

Lincoln County

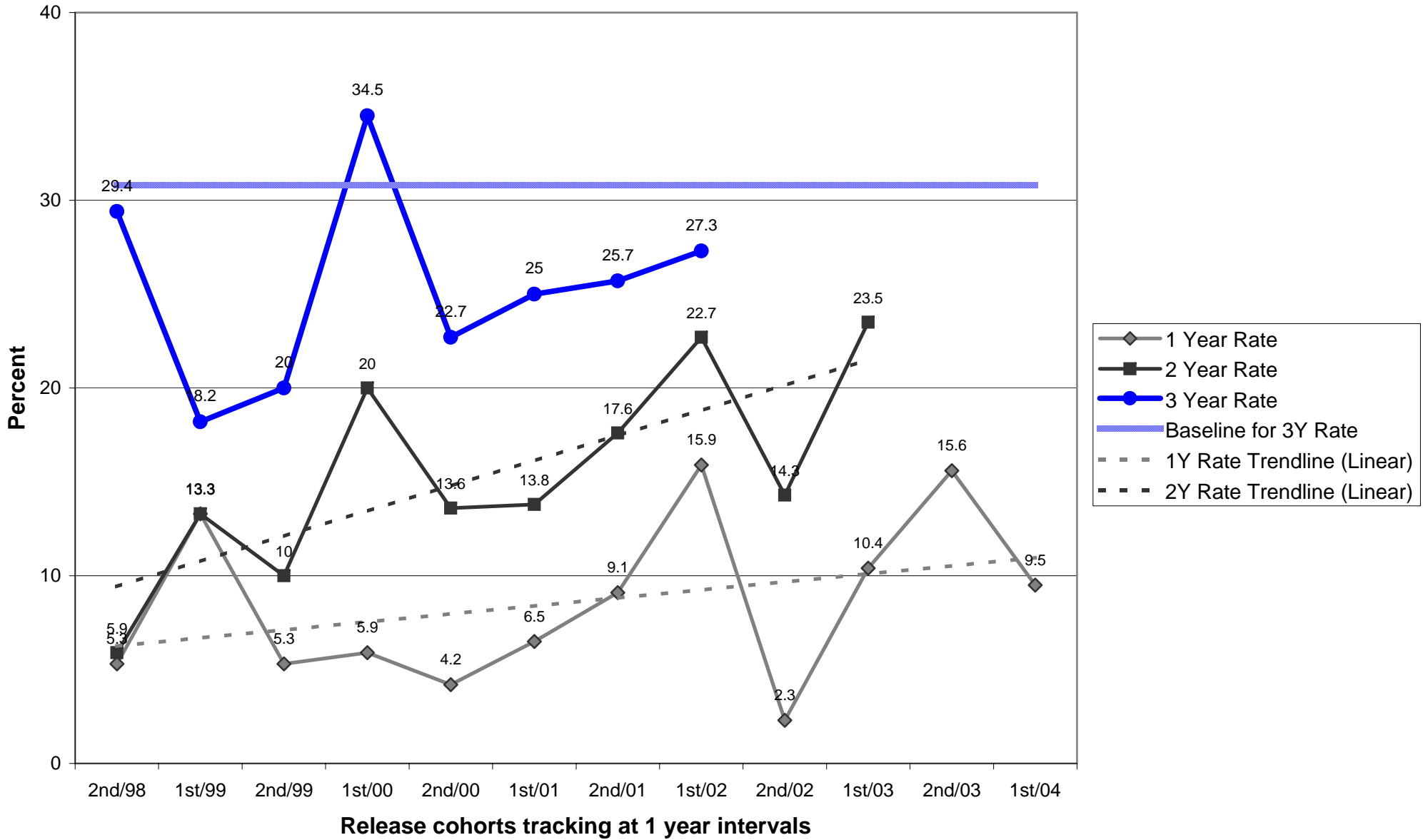


Parole/Post-Prison Supervision Recidivism Rates - 1st Half 2005



Parole/Post-Prison Supervision Recidivism Rates - 1st Half 2005

Lincoln County



**OREGON DEPARTMENT OF CORRECTIONS
 RECIDIVISM OF NEW PAROLEES AND PROBATIONERS
 Linn - Updated: November 2, 2005**

Cohort	PAROLE-PPS			PROBATION		
	Cumulative Percent Convicted of Any Felony After First Release to Parole-PPS			Cumulative Percent Convicted of Any Felony After First Sentence to Felony Probation		
	Percent convicted in ...months			Percent convicted in ...months		
	12	24	36	12	24	36
2nd/94	23.4	28.6	34.7	21.1	30.0	35.9
1st/95	24.3	33.3	40.0	16.0	28.3	34.1
2nd/95	23.5	32.4	39.7	12.8	20.8	29.4
1st/96	12.8	27.2	31.6	10.8	19.3	23.0
2nd/96	12.3	24.6	30.9	12.2	19.4	24.7
1st/97	14.7	30.7	37.2	9.1	22.6	32.1
2nd/97	19.3	28.4	33.7	15.5	26.9	34.5
1st/98	12.5	25.4	30.6	18.0	26.7	31.1
2nd/98	14.3	25.6	33.7	11.7	20.5	25.5
1st/99	18.7	29.7	39.2	12.5	21.8	28.1
2nd/99	13.4	23.5	28.0	9.3	14.7	17.2
1st/00	12.2	20.2	30.1	15.6	27.0	31.0
2nd/00	13.3	21.0	24.7	17.0	28.2	35.5
1st/01	12.6	26.4	34.9	15.1	21.5	24.6
2nd/01	9.8	20.2	27.1	19.4	31.6	38.2
1st/02	8.5	23.9	33.0	21.6	32.6	37.4
2nd/02	15.9	32.1		12.7	24.5	
1st/03	21.3	34.7		14.1	28.3	
2nd/03	16.0			13.5		
1st/04	23.1			20.5		

Note: Slight changes from previous reports may occur due to data updating

Parole: Recidivism is defined as the total percentage of a release cohort that was convicted of any felony at any time within the specified number of months following release from prison.

A release cohort is defined as comprising all individuals who were released to parole or PPS during a six month period. It excludes those released from prison following a revocation from parole/PPS. Inmates initially released on temporary or transitional leave are also included as of their parole or PPS date

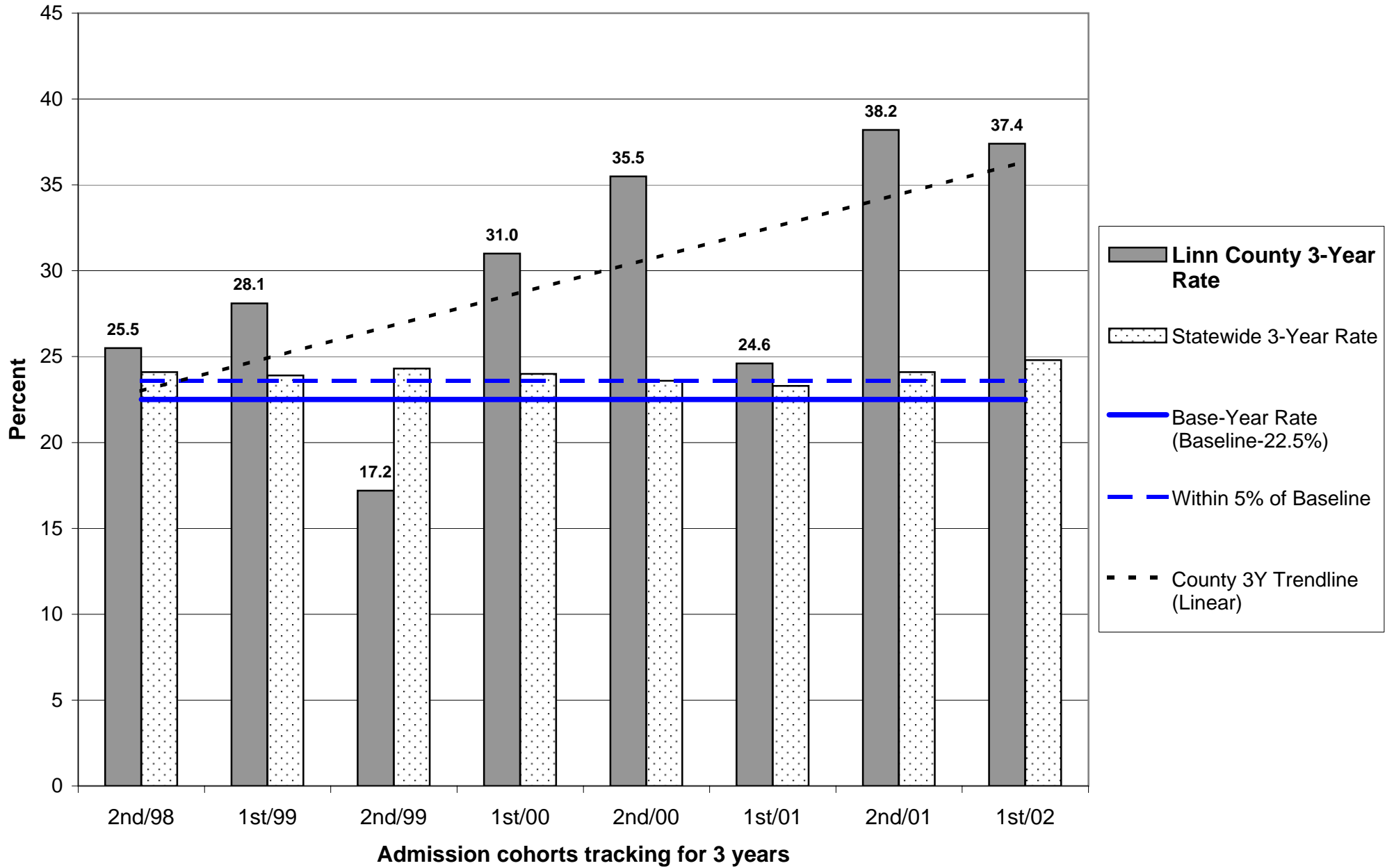
A county's release cohorts are defined as offenders under the county's supervision at the end of the specified number of months following release from incarceration, plus offenders who committed new felonies within that period.

Probation: Recidivism is defined as the total percentage of an admission cohort that was convicted of any felony at any time within the specified number of months after beginning probation

An admission cohort is defined as comprising all individuals who were sentenced for the first time to felony probation during the same six month period. Some offenders have been sentenced to probation more than once. Each new probation admission is considered a separate case

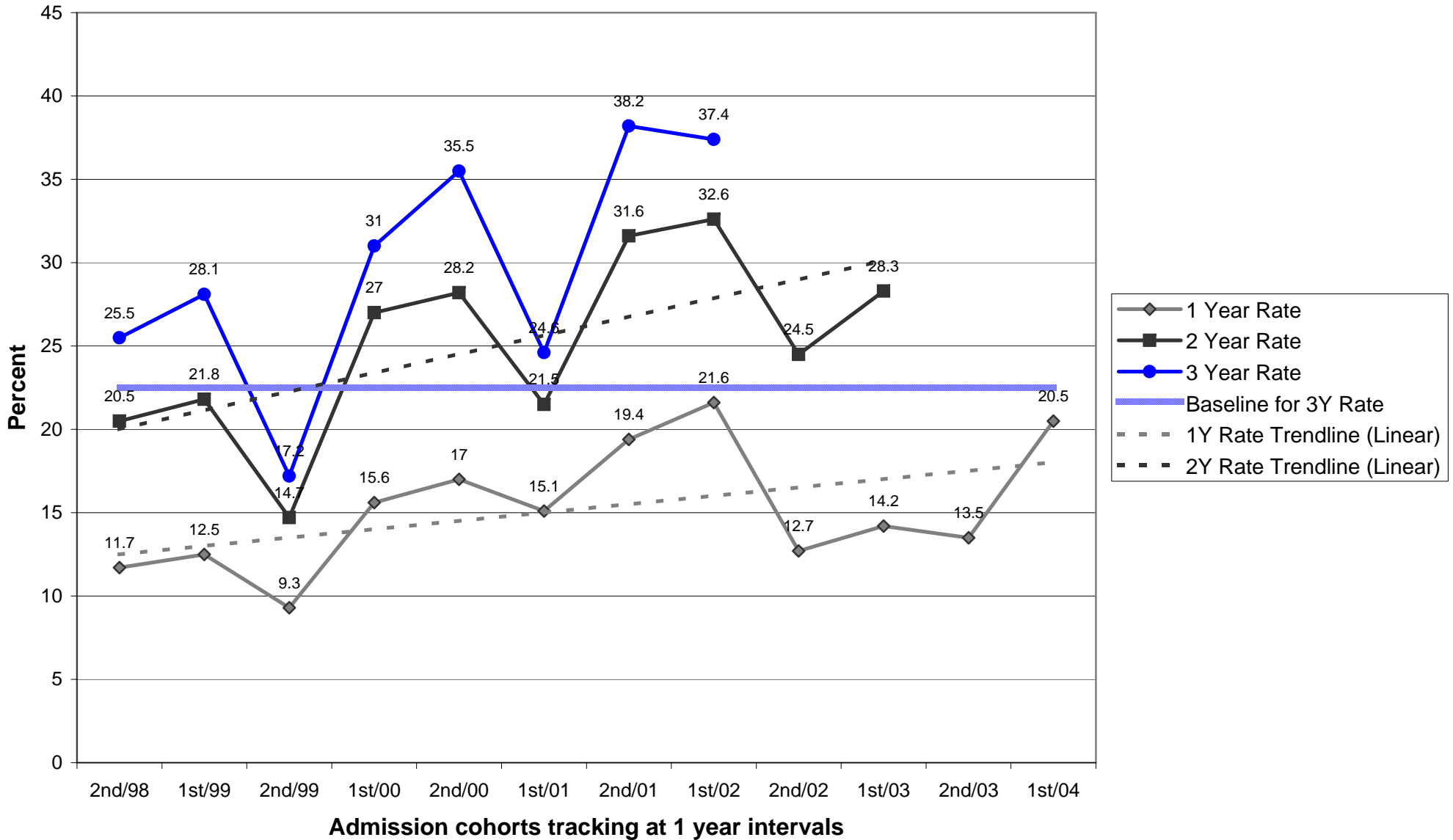
A county's admission cohorts are defined as offenders under the county's supervision at the end of the specified number of months following admission to probation, plus offenders who committed new felonies within that period.

Probation Recidivism Rates - 1st Half 2005

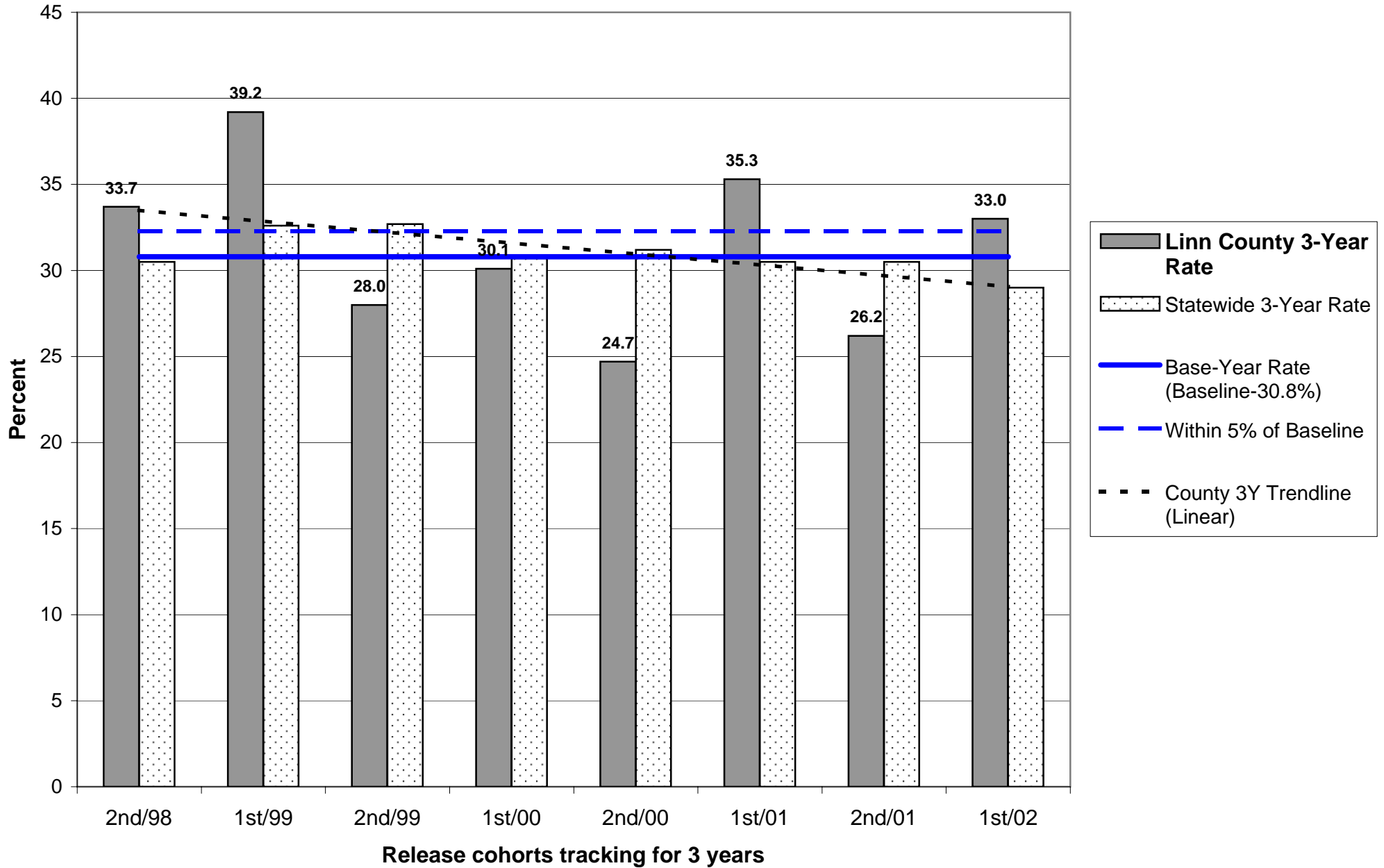


Probation Recidivism Rates - 1st Half 2005

Linn County

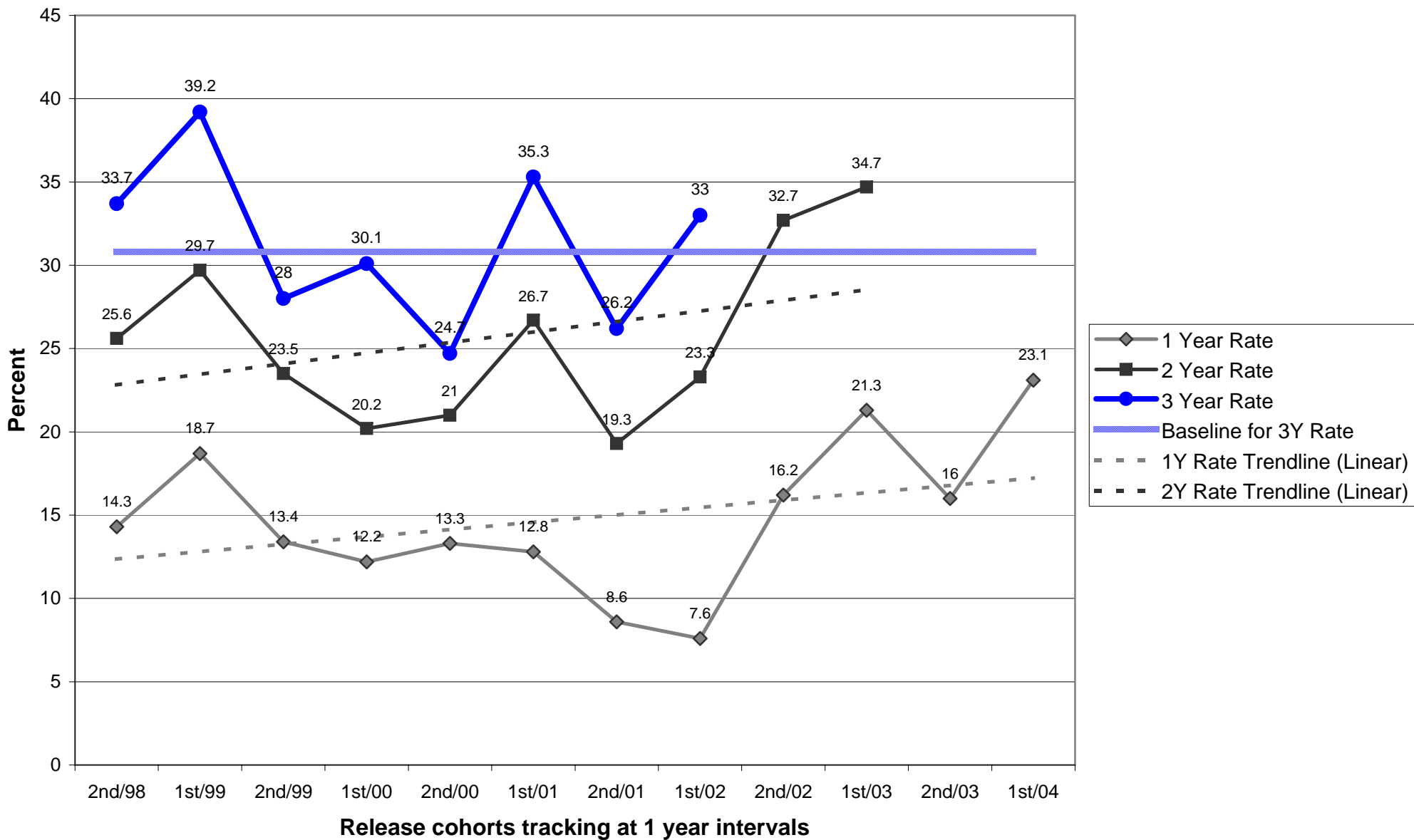


Parole/Post-Prison Supervision Recidivism Rates - 1st Half 2005



Parole/Post-Prison Supervision Recidivism Rates - 1st Half 2005

Linn County



**OREGON DEPARTMENT OF CORRECTIONS
 RECIDIVISM OF NEW PAROLEES AND PROBATIONERS
 Malheur - Updated: November 2, 2005**

Cohort	PAROLE-PPS			PROBATION		
	Cumulative Percent Convicted of Any Felony After First Release to Parole-PPS			Cumulative Percent Convicted of Any Felony After First Sentence to Felony Probation		
	Percent convicted in ...months			Percent convicted in ...months		
	12	24	36	12	24	36
2nd/94	5.6	15.0	14.3	4.2	16.3	22.9
1st/95	4.5	4.3	21.7	9.4	15.1	23.2
2nd/95	16.7	26.1	34.8	6.8	11.6	14.3
1st/96	0.0	10.0	10.0	9.8	25.8	32.3
2nd/96	7.1	17.2	26.7	7.8	22.0	24.0
1st/97	12.5	21.9	29.0	11.1	18.2	24.1
2nd/97	4.2	13.0	21.7	10.0	17.8	23.6
1st/98	4.0	12.0	15.4	7.7	15.5	19.7
2nd/98	13.2	17.9	20.5	6.7	9.8	9.8
1st/99	13.8	21.4	26.9	12.0	12.0	14.6
2nd/99	0.0	16.2	21.6	4.8	12.9	18.0
1st/00	5.0	12.5	14.6	7.1	12.7	18.2
2nd/00	8.1	12.8	15.4	7.0	14.0	21.1
1st/01	8.9	13.3	20.0	6.9	10.5	13.8
2nd/01	4.0	8.0	8.0	9.1	14.5	16.4
1st/02	0.0	7.7	10.3	8.9	14.5	20.0
2nd/02	5.0	10.0		6.4	15.2	
1st/03	11.1	17.8		4.2	8.7	
2nd/03	9.5			5.6		
1st/04	6.5			8.3		

Note: Slight changes from previous reports may occur due to data updating

Parole: Recidivism is defined as the total percentage of a release cohort that was convicted of any felony at any time within the specified number of months following release from prison.

A release cohort is defined as comprising all individuals who were released to parole or PPS during a six month period. It excludes those released from prison following a revocation from parole/PPS. Inmates initially released on temporary or transitional leave are also included as of their parole or PPS date

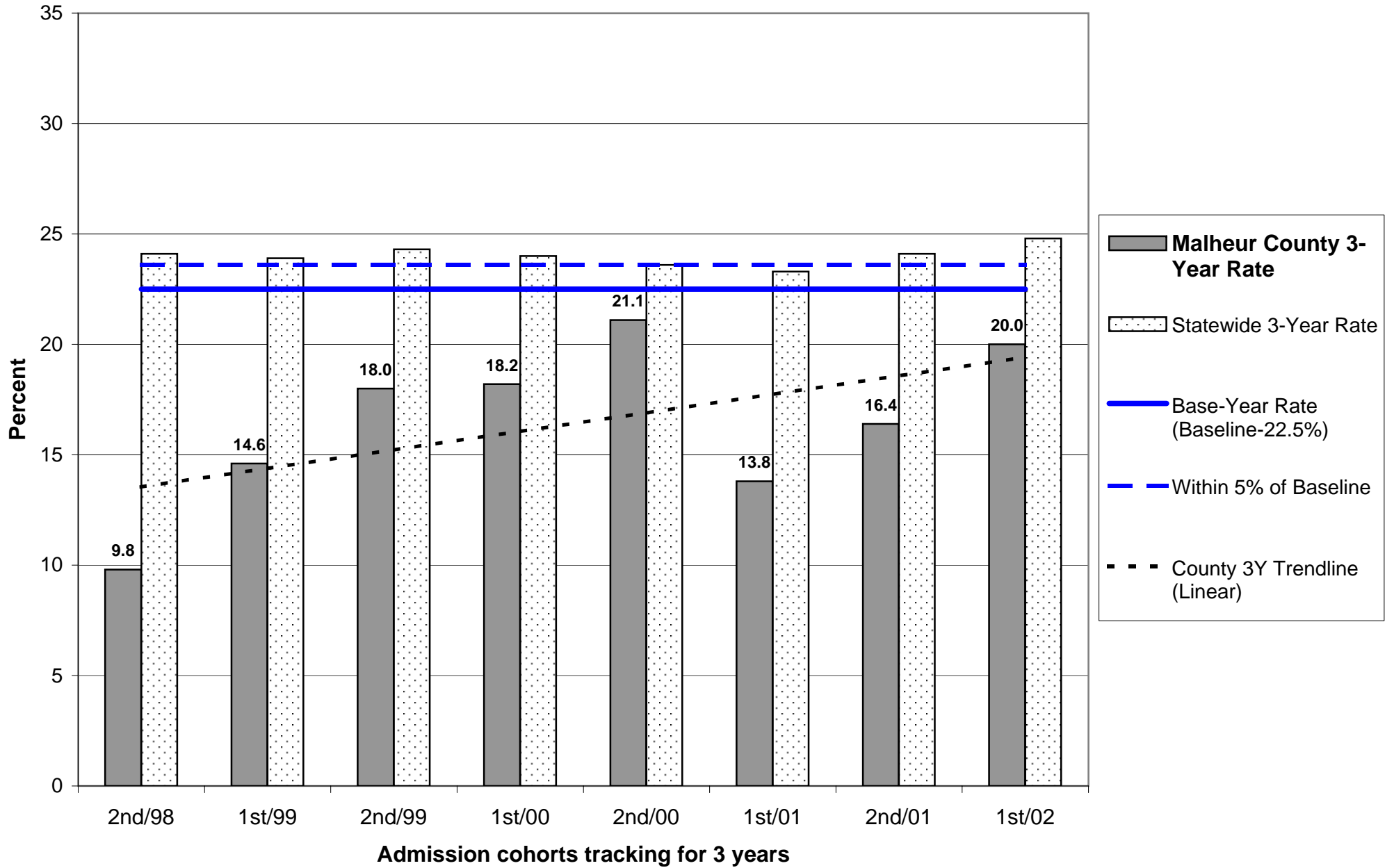
A county's release cohorts are defined as offenders under the county's supervision at the end of the specified number of months following release from incarceration, plus offenders who committed new felonies within that period.

Probation: Recidivism is defined as the total percentage of an admission cohort that was convicted of any felony at any time within the specified number of months after beginning probation

An admission cohort is defined as comprising all individuals who were sentenced for the first time to felony probation during the same six month period. Some offenders have been sentenced to probation more than once. Each new probation admission is considered a separate case

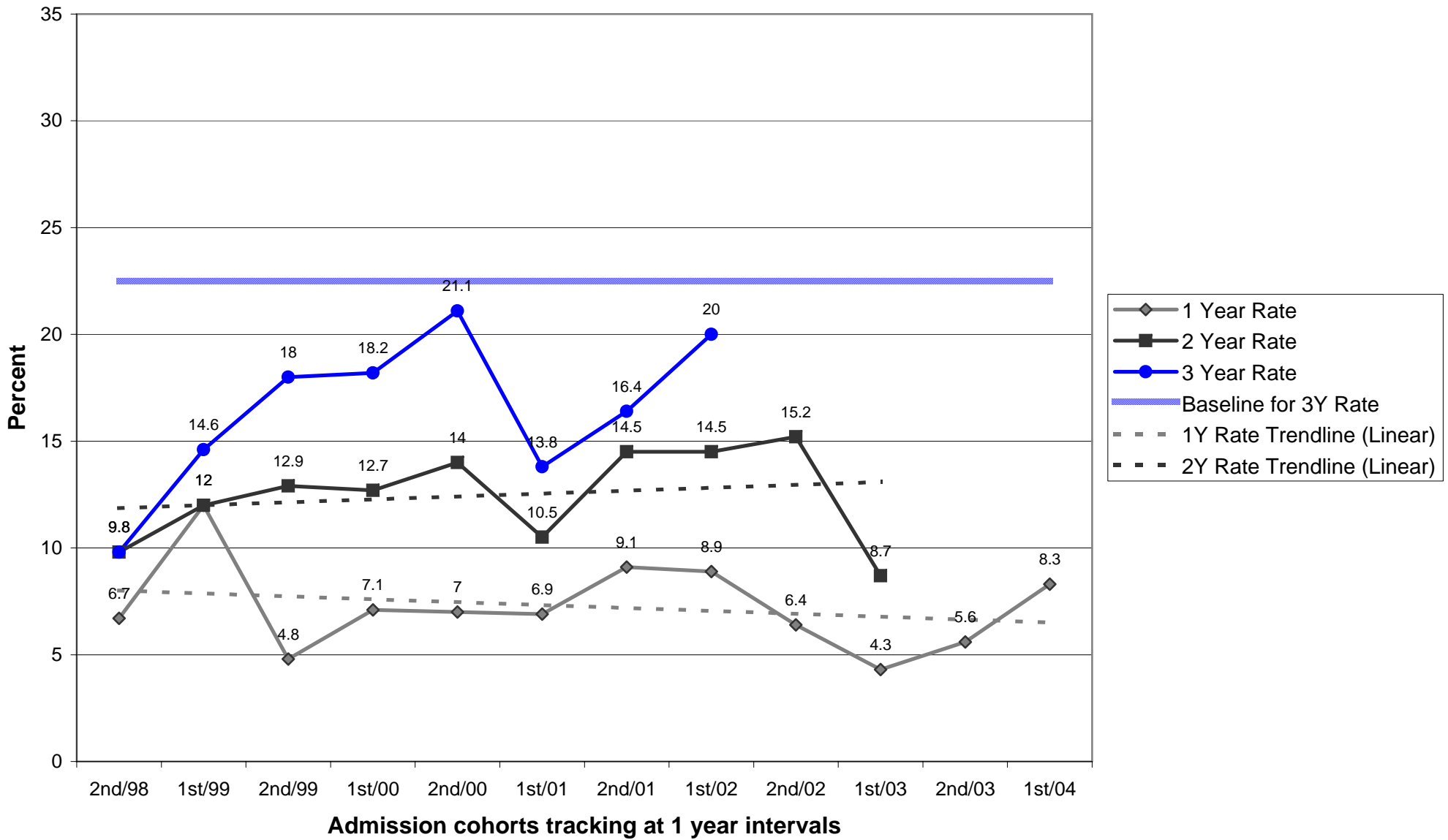
A county's admission cohorts are defined as offenders under the county's supervision at the end of the specified number of months following admission to probation, plus offenders who committed new felonies within that period.

Probation Recidivism Rates - 1st Half 2005



Probation Recidivism Rates - 1st Half 2005

Malheur County



**OREGON DEPARTMENT OF CORRECTIONS
 RECIDIVISM OF NEW PAROLEES AND PROBATIONERS
 Marion - Updated: November 2, 2005**

	PAROLE-PPS			PROBATION		
	Cumulative Percent Convicted of Any Felony After First Release to Parole-PPS			Cumulative Percent Convicted of Any Felony After First Sentence to Felony Probation		
	Percent convicted in ...months			Percent convicted in ...months		
Cohort	12	24	36	12	24	36
2nd/94	12.5	17.0	21.7	13.4	20.7	23.5
1st/95	13.0	23.5	31.8	14.8	22.3	25.6
2nd/95	15.6	25.0	31.0	12.5	21.7	27.7
1st/96	14.1	22.2	29.6	10.8	18.6	22.9
2nd/96	8.2	20.2	25.9	10.5	18.6	22.9
1st/97	15.4	23.9	27.7	11.6	17.3	22.9
2nd/97	9.4	23.9	29.9	14.2	23.5	29.6
1st/98	10.2	22.7	29.8	11.3	21.9	28.9
2nd/98	11.7	21.5	29.1	11.0	18.6	25.0
1st/99	14.8	29.3	36.4	12.5	23.1	28.1
2nd/99	15.5	32.1	38.6	11.8	18.5	23.4
1st/00	14.2	26.4	35.4	12.5	23.3	29.4
2nd/00	18.4	28.6	36.4	11.4	20.1	25.6
1st/01	16.8	28.6	35.8	9.3	19.7	26.8
2nd/01	13.3	25.5	37.2	11.0	18.2	24.0
1st/02	15.5	24.2	33.9	11.3	20.7	25.7
2nd/02	9.5	23.5		9.7	19.9	
1st/03	11.9	26.1		11.4	23.1	
2nd/03	15.0			13.8		
1st/04	10.4			13.1		

Note: Slight changes from previous reports may occur due to data updating

Parole: Recidivism is defined as the total percentage of a release cohort that was convicted of any felony at any time within the specified number of months following release from prison.

A release cohort is defined as comprising all individuals who were released to parole or PPS during a six month period. It excludes those released from prison following a revocation from parole/PPS. Inmates initially released on temporary or transitional leave are also included as of their parole or PPS date

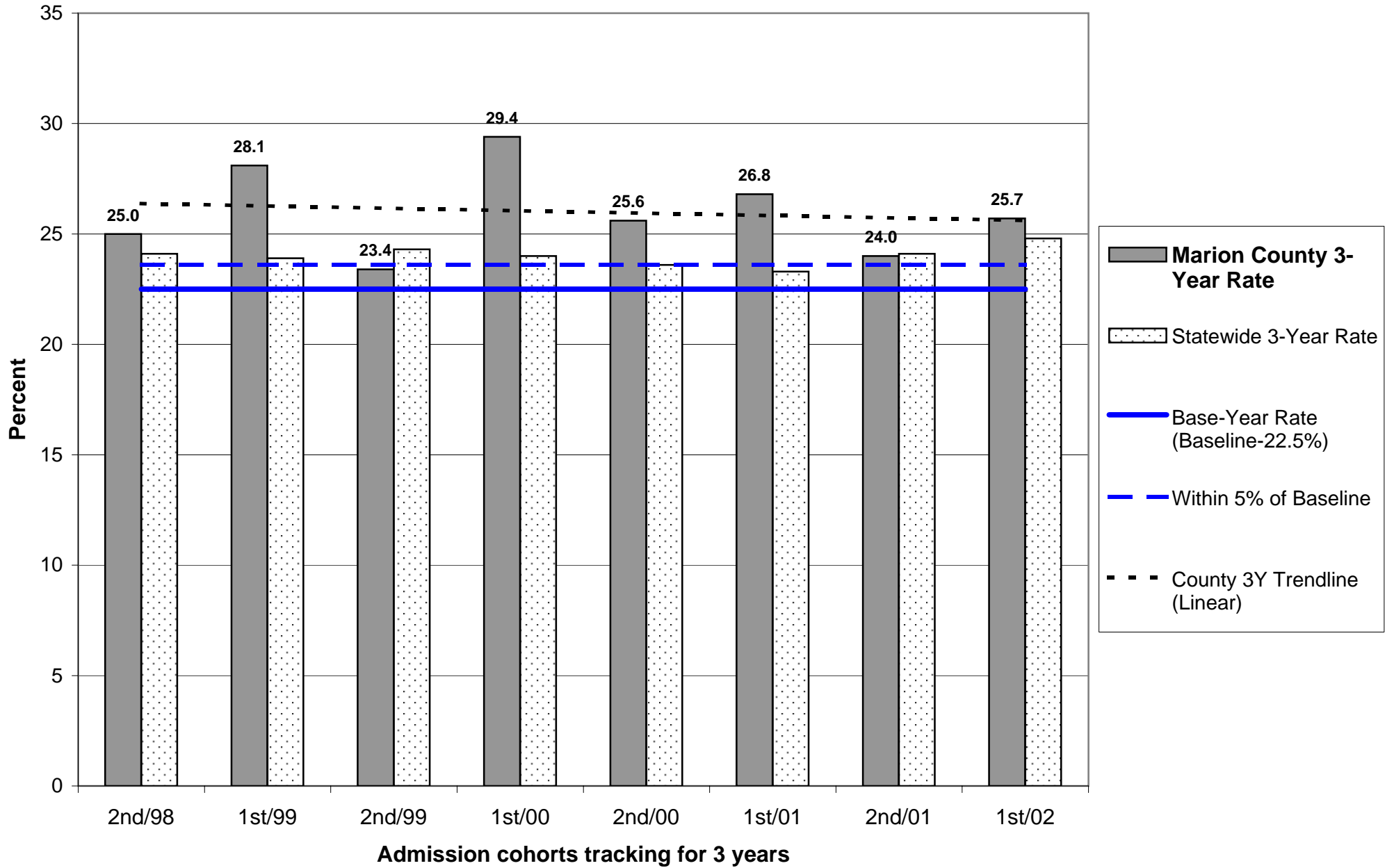
A county's release cohorts are defined as offenders under the county's supervision at the end of the specified number of months following release from incarceration, plus offenders who committed new felonies within that period.

Probation: Recidivism is defined as the total percentage of an admission cohort that was convicted of any felony at any time within the specified number of months after beginning probation

An admission cohort is defined as comprising all individuals who were sentenced for the first time to felony probation during the same six month period. Some offenders have been sentenced to probation more than once. Each new probation admission is considered a separate case

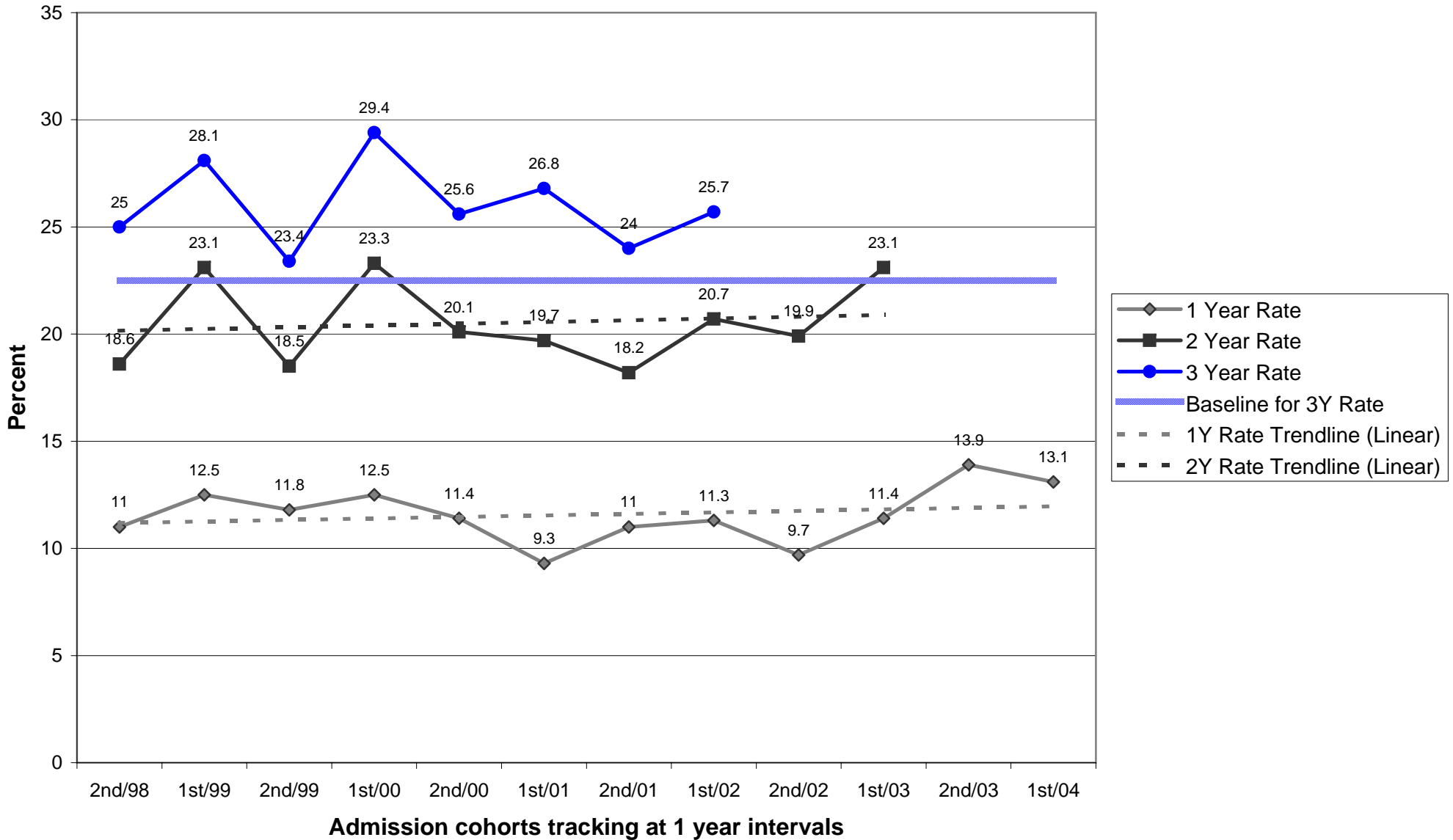
A county's admission cohorts are defined as offenders under the county's supervision at the end of the specified number of months following admission to probation, plus offenders who committed new felonies within that period.

Probation Recidivism Rates - 1st Half 2005

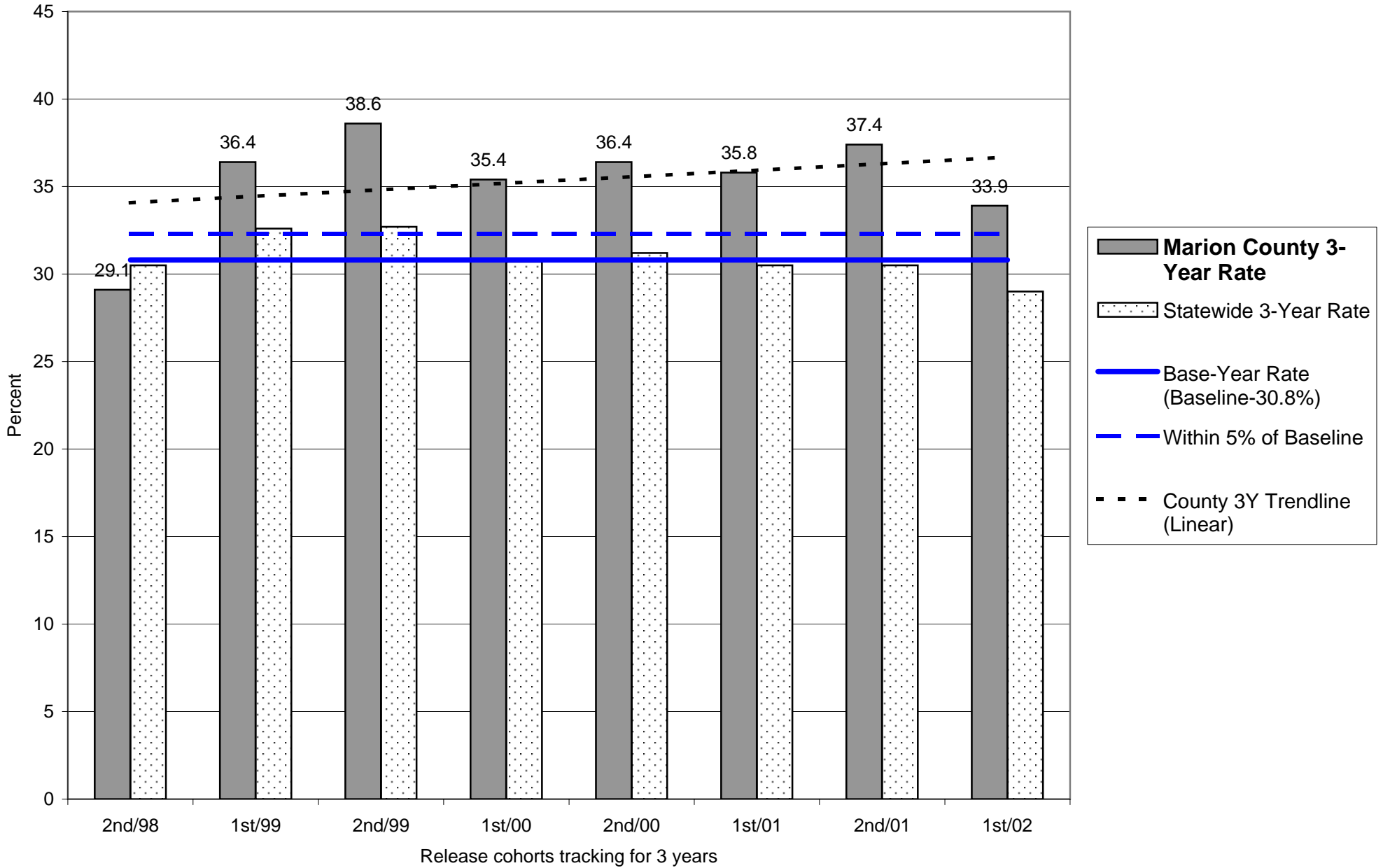


Probation Recidivism Rates - 1st Half 2005

Marion County

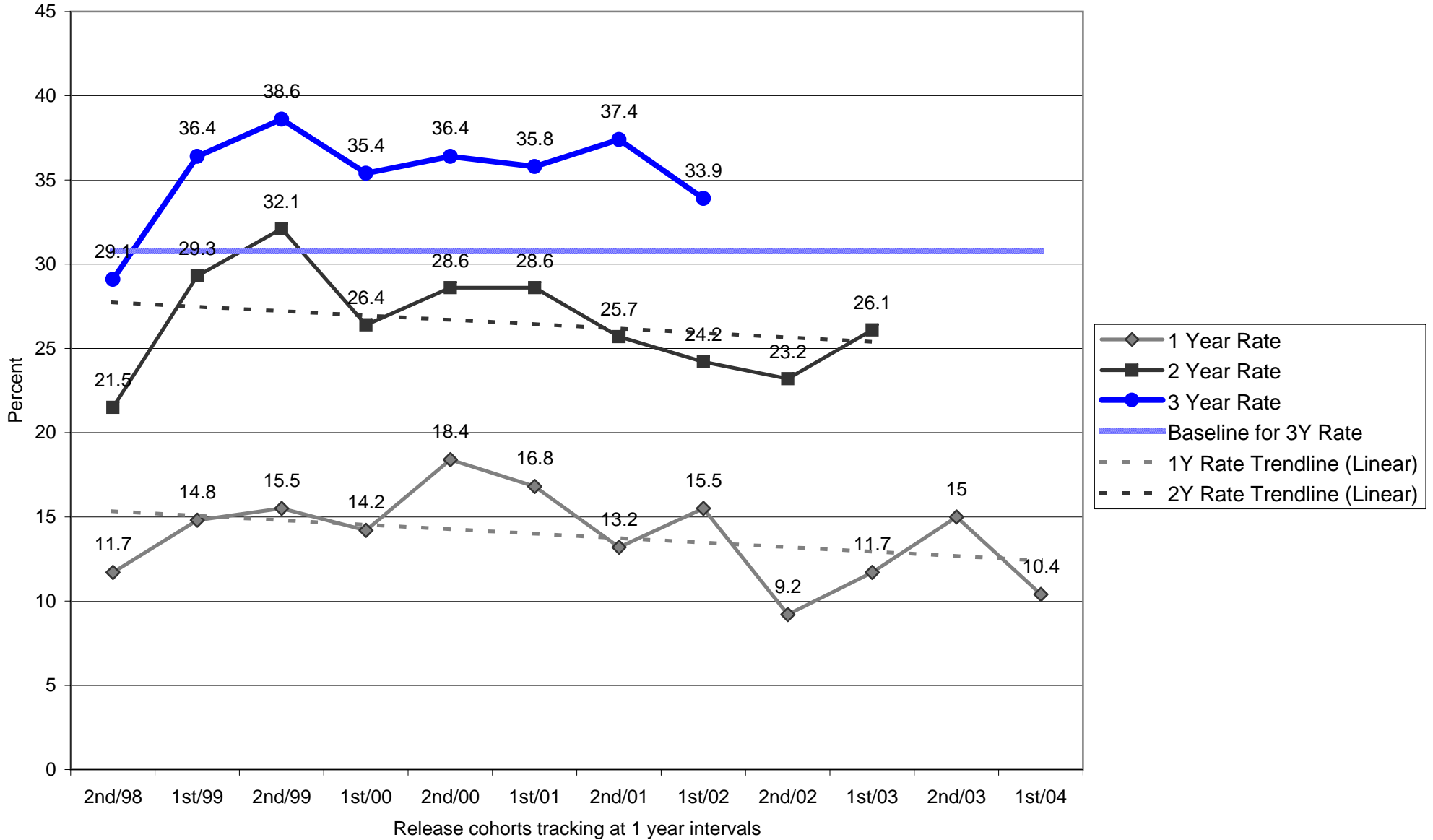


Parole/Post-Prison Supervision Recidivism Rates - 1st Half 2005



Parole/Post-Prison Supervision Recidivism Rates - 1st Half 2005

Marion County



**OREGON DEPARTMENT OF CORRECTIONS
 RECIDIVISM OF NEW PAROLEES AND PROBATIONERS
 MTCB - Updated: November 2, 2005**

	PAROLE-PPS			PROBATION		
	Cumulative Percent Convicted of Any Felony After First Release to Parole-PPS			Cumulative Percent Convicted of Any Felony After First Sentence to Felony Probation		
	Percent convicted in ...months			Percent convicted in ...months		
Cohort	12	24	36	12	24	36
2nd/94	0.0	0.0	0.0	0.0	0.0	3.8
1st/95	0.0	0.0	5.6	0.0	2.4	4.3
2nd/95	0.0	0.0	0.0	1.6	3.6	6.8
1st/96	0.0	3.4	24.1	3.0	6.0	9.6
2nd/96	0.0	11.9	18.0	3.0	7.4	11.7
1st/97	4.3	17.9	27.9	7.6	13.3	16.2
2nd/97	6.3	21.2	25.0	11.6	18.0	22.1
1st/98	0.0	8.6	14.3	10.1	15.9	19.6
2nd/98	0.0	0.0	8.0	4.4	11.7	15.2
1st/99	3.7	2.6	12.8	6.0	11.8	17.2
2nd/99	0.0	11.5	13.7	11.5	17.8	20.9
1st/00	2.1	9.7	15.8	9.7	17.8	20.3
2nd/00	6.3	11.1	10.3	10.9	14.7	18.3
1st/01	0.0	2.2	5.9	10.1	12.5	14.7
2nd/01	0.0	2.6	5.2	6.6	9.7	12.9
1st/02	2.2	1.6	8.1	6.7	10.4	12.5
2nd/02	0.0	1.2		2.7	6.6	
1st/03	0.0	3.4		5.3	10.6	
2nd/03	0.0			3.1		
1st/04	0.0			5.7		

Note: Slight changes from previous reports may occur due to data updating

Parole: Recidivism is defined as the total percentage of a release cohort that was convicted of any felony at any time within the specified number of months following release from prison.

A release cohort is defined as comprising all individuals who were released to parole or PPS during a six month period. It excludes those released from prison following a revocation from parole/PPS. Inmates initially released on temporary or transitional leave are also included as of their parole or PPS date

A county's release cohorts are defined as offenders under the county's supervision at the end of the specified number of months following release from incarceration, plus offenders who committed new felonies within that period.

Probation: Recidivism is defined as the total percentage of an admission cohort that was convicted of any felony at any time within the specified number of months after beginning probation

An admission cohort is defined as comprising all individuals who were sentenced for the first time to felony probation during the same six month period. Some offenders have been sentenced to probation more than once. Each new probation admission is considered a separate case

A county's admission cohorts are defined as offenders under the county's supervision at the end of the specified number of months following admission to probation, plus offenders who committed new felonies within that period.

**OREGON DEPARTMENT OF CORRECTIONS
 RECIDIVISM OF NEW PAROLEES AND PROBATIONERS
 MTCE - Updated: November 2, 2005**

	PAROLE-PPS			PROBATION		
	Cumulative Percent Convicted of Any Felony After First Release to Parole-PPS			Cumulative Percent Convicted of Any Felony After First Sentence to Felony Probation		
	Percent convicted in ...months			Percent convicted in ...months		
Cohort	12	24	36	12	24	36
2nd/94	14.7	25.8	33.8	15.0	25.4	26.5
1st/95	16.1	30.0	34.3	12.8	19.3	25.2
2nd/95	9.5	15.7	31.0	8.5	19.5	21.4
1st/96	9.6	21.8	30.5	11.3	25.2	29.1
2nd/96	8.3	19.8	29.3	18.7	27.7	27.7
1st/97	14.6	23.6	34.7	14.1	26.8	34.0
2nd/97	15.6	24.4	26.7	18.2	21.3	21.7
1st/98	14.7	27.0	30.5	9.2	19.2	29.4
2nd/98	18.5	28.3	40.0	17.2	23.7	28.6
1st/99	9.8	19.5	26.0	25.8	36.4	41.0
2nd/99	19.1	26.4	36.1	15.8	21.3	32.8
1st/00	16.4	25.9	33.9	14.6	23.4	29.8
2nd/00	15.9	27.2	38.3	15.6	20.4	23.4
1st/01	15.2	18.9	28.1	15.9	24.1	31.8
2nd/01	13.0	27.9	33.3	21.8	33.8	36.4
1st/02	12.5	22.2	30.1	17.4	29.1	37.2
2nd/02	11.8	23.3		14.3	19.7	
1st/03	15.2	22.6		14.9	28.8	
2nd/03	22.6			12.9		
1st/04	15.1			10.9		

Note: Slight changes from previous reports may occur due to data updating

Parole: Recidivism is defined as the total percentage of a release cohort that was convicted of any felony at any time within the specified number of months following release from prison.

A release cohort is defined as comprising all individuals who were released to parole or PPS during a six month period. It excludes those released from prison following a revocation from parole/PPS. Inmates initially released on temporary or transitional leave are also included as of their parole or PPS date

A county's release cohorts are defined as offenders under the county's supervision at the end of the specified number of months following release from incarceration, plus offenders who committed new felonies within that period.

Probation: Recidivism is defined as the total percentage of an admission cohort that was convicted of any felony at any time within the specified number of months after beginning probation

An admission cohort is defined as comprising all individuals who were sentenced for the first time to felony probation during the same six month period. Some offenders have been sentenced to probation more than once. Each new probation admission is considered a separate case

A county's admission cohorts are defined as offenders under the county's supervision at the end of the specified number of months following admission to probation, plus offenders who committed new felonies within that period.

**OREGON DEPARTMENT OF CORRECTIONS
 RECIDIVISM OF NEW PAROLEES AND PROBATIONERS
 MTEA - Updated: November 2, 2005**

	PAROLE-PPS			PROBATION		
	Cumulative Percent Convicted of Any Felony After First Release to Parole-PPS			Cumulative Percent Convicted of Any Felony After First Sentence to Felony Probation		
	Percent convicted in ...months			Percent convicted in ...months		
Cohort	12	24	36	12	24	36
2nd/94	8.2	19.6	24.5	10.0	15.1	25.8
1st/95	8.3	11.4	20.9	10.6	18.3	24.8
2nd/95	28.3	43.5	53.3	10.4	26.3	28.6
1st/96	12.7	28.3	34.0	11.8	19.3	22.9
2nd/96	11.1	23.6	30.8	14.3	15.9	18.4
1st/97	19.2	26.5	34.0	20.3	27.6	36.2
2nd/97	13.0	27.3	39.6	5.9	10.0	21.4
1st/98	13.5	22.0	31.3	12.5	18.2	24.2
2nd/98	14.1	18.8	23.0	13.3	20.6	26.0
1st/99	13.9	23.8	32.8	14.1	25.6	29.0
2nd/99	16.5	24.4	34.6	13.3	23.4	25.3
1st/00	16.2	31.6	34.3	12.4	21.2	27.4
2nd/00	12.3	23.0	32.1	10.3	21.3	30.5
1st/01	13.8	21.5	29.0	9.3	29.0	35.2
2nd/01	9.4	24.3	37.3	15.5	24.1	30.8
1st/02	12.7	25.4	37.5	10.8	22.4	31.0
2nd/02	15.7	17.3		12.9	26.8	
1st/03	15.1	29.5		6.8	14.9	
2nd/03	13.8			15.4		
1st/04	11.9			17.5		

Note: Slight changes from previous reports may occur due to data updating

Parole: Recidivism is defined as the total percentage of a release cohort that was convicted of any felony at any time within the specified number of months following release from prison.

A release cohort is defined as comprising all individuals who were released to parole or PPS during a six month period. It excludes those released from prison following a revocation from parole/PPS. Inmates initially released on temporary or transitional leave are also included as of their parole or PPS date

A county's release cohorts are defined as offenders under the county's supervision at the end of the specified number of months following release from incarceration, plus offenders who committed new felonies within that period.

Probation: Recidivism is defined as the total percentage of an admission cohort that was convicted of any felony at any time within the specified number of months after beginning probation

An admission cohort is defined as comprising all individuals who were sentenced for the first time to felony probation during the same six month period. Some offenders have been sentenced to probation more than once. Each new probation admission is considered a separate case

A county's admission cohorts are defined as offenders under the county's supervision at the end of the specified number of months following admission to probation, plus offenders who committed new felonies within that period.

**OREGON DEPARTMENT OF CORRECTIONS
 RECIDIVISM OF NEW PAROLEES AND PROBATIONERS
 MTGR - Updated: November 2, 2005**

Cohort	PAROLE-PPS			PROBATION		
	Cumulative Percent Convicted of Any Felony After First Release to Parole-PPS			Cumulative Percent Convicted of Any Felony After First Sentence to Felony Probation		
	Percent convicted in ...months			Percent convicted in ...months		
	12	24	36	12	24	36
2nd/94	22.6	34.5	38.7	13.9	23.2	26.3
1st/95	10.7	21.4	21.9	15.5	31.3	34.4
2nd/95	11.1	10.5	14.8	22.0	23.4	27.8
1st/96	6.7	14.1	18.3	13.4	13.8	20.3
2nd/96	4.5	6.7	9.5	3.8	9.4	10.6
1st/97	4.3	10.0	12.5	4.0	9.3	10.1
2nd/97	8.1	16.1	20.8	8.4	11.8	14.3
1st/98	5.7	7.1	10.7	5.5	8.0	9.8
2nd/98	5.8	9.9	13.5	6.7	8.2	10.9
1st/99	7.4	12.5	16.4	8.3	15.2	16.1
2nd/99	8.8	12.5	20.9	7.6	12.1	15.9
1st/00	8.9	20.5	25.3	1.9	8.8	9.4
2nd/00	8.3	14.4	17.9	8.0	12.9	14.1
1st/01	7.9	10.2	12.7	7.7	16.1	17.8
2nd/01	6.2	11.8	14.7	5.1	9.6	11.8
1st/02	11.5	13.3	15.6	3.6	5.3	7.1
2nd/02	3.1	6.1		1.4	4.4	
1st/03	4.2	5.3		3.7	6.2	
2nd/03	7.8			5.4		
1st/04	8.7			3.2		

Note: Slight changes from previous reports may occur due to data updating

Parole: Recidivism is defined as the total percentage of a release cohort that was convicted of any felony at any time within the specified number of months following release from prison.

A release cohort is defined as comprising all individuals who were released to parole or PPS during a six month period. It excludes those released from prison following a revocation from parole/PPS. Inmates initially released on temporary or transitional leave are also included as of their parole or PPS date

A county's release cohorts are defined as offenders under the county's supervision at the end of the specified number of months following release from incarceration, plus offenders who committed new felonies within that period.

Probation: Recidivism is defined as the total percentage of an admission cohort that was convicted of any felony at any time within the specified number of months after beginning probation

An admission cohort is defined as comprising all individuals who were sentenced for the first time to felony probation during the same six month period. Some offenders have been sentenced to probation more than once. Each new probation admission is considered a separate case

A county's admission cohorts are defined as offenders under the county's supervision at the end of the specified number of months following admission to probation, plus offenders who committed new felonies within that period.

**OREGON DEPARTMENT OF CORRECTIONS
 RECIDIVISM OF NEW PAROLEES AND PROBATIONERS
 MTNO - Updated: November 2, 2005**

	PAROLE-PPS			PROBATION		
	Cumulative Percent Convicted of Any Felony After First Release to Parole-PPS			Cumulative Percent Convicted of Any Felony After First Sentence to Felony Probation		
	Percent convicted in ...months			Percent convicted in ...months		
Cohort	12	24	36	12	24	36
2nd/94	22.9	36.6	44.9	15.1	25.1	28.9
1st/95	17.7	32.3	40.3	23.5	37.9	48.7
2nd/95	18.9	31.0	41.9	19.6	30.1	36.6
1st/96	8.9	22.1	34.9	12.7	27.0	35.8
2nd/96	18.4	37.0	43.8	21.0	32.6	36.0
1st/97	15.3	28.5	38.4	24.2	31.3	34.2
2nd/97	17.9	28.7	34.1	22.6	32.2	34.3
1st/98	14.2	31.2	39.0	20.5	32.2	37.0
2nd/98	13.9	24.6	31.9	20.8	30.5	35.1
1st/99	20.5	34.9	39.2	11.1	19.8	28.6
2nd/99	20.6	29.6	35.6	12.7	17.0	26.8
1st/00	10.2	21.6	30.4	11.0	17.3	24.0
2nd/00	11.5	22.7	28.8	18.9	27.2	33.3
1st/01	13.0	19.7	29.0	14.9	21.8	23.6
2nd/01	11.5	21.8	31.7	14.9	18.4	23.2
1st/02	10.5	22.1	38.1	9.4	16.1	19.2
2nd/02	9.2	20.8		10.1	22.5	
1st/03	8.5	32.9		6.3	24.6	
2nd/03	10.8			7.7		
1st/04	20.0			11.8		

Note: Slight changes from previous reports may occur due to data updating

Parole: Recidivism is defined as the total percentage of a release cohort that was convicted of any felony at any time within the specified number of months following release from prison.

A release cohort is defined as comprising all individuals who were released to parole or PPS during a six month period. It excludes those released from prison following a revocation from parole/PPS. Inmates initially released on temporary or transitional leave are also included as of their parole or PPS date

A county's release cohorts are defined as offenders under the county's supervision at the end of the specified number of months following release from incarceration, plus offenders who committed new felonies within that period.

Probation: Recidivism is defined as the total percentage of an admission cohort that was convicted of any felony at any time within the specified number of months after beginning probation

An admission cohort is defined as comprising all individuals who were sentenced for the first time to felony probation during the same six month period. Some offenders have been sentenced to probation more than once. Each new probation admission is considered a separate case

A county's admission cohorts are defined as offenders under the county's supervision at the end of the specified number of months following admission to probation, plus offenders who committed new felonies within that period.

**OREGON DEPARTMENT OF CORRECTIONS
 RECIDIVISM OF NEW PAROLEES AND PROBATIONERS
 MTPN - Updated: November 2, 2005**

	PAROLE-PPS			PROBATION		
	Cumulative Percent Convicted of Any Felony After First Release to Parole-PPS			Cumulative Percent Convicted of Any Felony After First Sentence to Felony Probation		
	Percent convicted in ...months			Percent convicted in ...months		
Cohort	12	24	36	12	24	36
2nd/94	0.0	0.0	0.0	0.0	0.0	0.0
1st/95	0.0	0.0	0.0	0.0	0.0	0.0
2nd/95	0.0	0.0	0.0	0.0	0.0	0.0
1st/96	0.0	0.0	0.0	0.0	0.0	0.0
2nd/96	0.0	0.0	0.0	0.0	0.0	0.0
1st/97	0.0	0.0	0.0	0.0	0.0	0.0
2nd/97	0.0	0.0	0.0	0.0	0.0	0.0
1st/98	0.0	0.0	0.0	0.0	0.0	0.0
2nd/98	0.0	0.0	0.0	0.0	0.0	0.0
1st/99	0.0	0.0	0.0	0.0	0.0	0.0
2nd/99	0.0	0.0	0.0	0.0	0.0	0.0
1st/00	0.0	0.0	0.0	0.0	0.0	0.0
2nd/00	0.0	0.0	0.0	0.0	0.0	0.0
1st/01	0.0	0.0	0.0	0.0	0.0	0.0
2nd/01	0.0	0.0	0.0	0.0	0.0	0.0
1st/02	0.0	0.0	0.0	0.0	0.0	0.0
2nd/02	0.0	0.0	0.0	0.0	0.0	0.0
1st/03	0.0	0.0	0.0	0.0	0.0	0.0
2nd/03	0.0	0.0	0.0	0.0	0.0	0.0
1st/04	0.0	0.0	0.0	0.0	0.0	0.0

Note: Slight changes from previous reports may occur due to data updating

Parole: Recidivism is defined as the total percentage of a release cohort that was convicted of any felony at any time within the specified number of months following release from prison.

A release cohort is defined as comprising all individuals who were released to parole or PPS during a six month period. It excludes those released from prison following a revocation from parole/PPS. Inmates initially released on temporary or transitional leave are also included as of their parole or PPS date

A county's release cohorts are defined as offenders under the county's supervision at the end of the specified number of months following release from incarceration, plus offenders who committed new felonies within that period.

Probation: Recidivism is defined as the total percentage of an admission cohort that was convicted of any felony at any time within the specified number of months after beginning probation

An admission cohort is defined as comprising all individuals who were sentenced for the first time to felony probation during the same six month period. Some offenders have been sentenced to probation more than once. Each new probation admission is considered a separate case

A county's admission cohorts are defined as offenders under the county's supervision at the end of the specified number of months following admission to probation, plus offenders who committed new felonies within that period.

**OREGON DEPARTMENT OF CORRECTIONS
 RECIDIVISM OF NEW PAROLEES AND PROBATIONERS
 MTSW - Updated: November 2, 2005**

	PAROLE-PPS			PROBATION		
	Cumulative Percent Convicted of Any Felony After First Release to Parole-PPS			Cumulative Percent Convicted of Any Felony After First Sentence to Felony Probation		
	Percent convicted in ...months			Percent convicted in ...months		
Cohort	12	24	36	12	24	36
2nd/94	19.7	28.0	38.9	8.9	17.0	21.2
1st/95	16.3	24.5	40.0	9.6	20.8	26.6
2nd/95	19.1	30.6	42.3	13.4	30.5	34.0
1st/96	17.6	38.8	47.5	21.2	38.1	47.1
2nd/96	16.8	32.5	44.4	20.9	36.3	42.0
1st/97	17.7	29.0	33.3	26.7	32.7	42.3
2nd/97	31.7	36.7	37.1	28.8	40.0	38.6
1st/98	14.3	24.3	29.3	17.7	28.6	31.1
2nd/98	25.4	35.1	39.8	15.0	28.7	33.8
1st/99	20.5	28.1	38.4	41.7	44.0	43.8
2nd/99	15.8	29.6	40.2	28.2	32.4	47.8
1st/00	9.0	21.3	26.5	20.0	26.4	35.1
2nd/00	18.9	33.7	42.4	19.3	28.9	28.2
1st/01	21.4	32.7	38.1	14.4	27.8	30.4
2nd/01	22.1	30.6	34.3	15.3	20.0	23.0
1st/02	13.2	25.0	39.3	16.3	31.1	40.0
2nd/02	9.1	17.4		14.9	22.0	
1st/03	20.0	34.5		6.9	13.8	
2nd/03	19.2			12.2		
1st/04	10.9			16.2		

Note: Slight changes from previous reports may occur due to data updating

Parole: Recidivism is defined as the total percentage of a release cohort that was convicted of any felony at any time within the specified number of months following release from prison.

A release cohort is defined as comprising all individuals who were released to parole or PPS during a six month period. It excludes those released from prison following a revocation from parole/PPS. Inmates initially released on temporary or transitional leave are also included as of their parole or PPS date

A county's release cohorts are defined as offenders under the county's supervision at the end of the specified number of months following release from incarceration, plus offenders who committed new felonies within that period.

Probation: Recidivism is defined as the total percentage of an admission cohort that was convicted of any felony at any time within the specified number of months after beginning probation

An admission cohort is defined as comprising all individuals who were sentenced for the first time to felony probation during the same six month period. Some offenders have been sentenced to probation more than once. Each new probation admission is considered a separate case

A county's admission cohorts are defined as offenders under the county's supervision at the end of the specified number of months following admission to probation, plus offenders who committed new felonies within that period.

**OREGON DEPARTMENT OF CORRECTIONS
 RECIDIVISM OF NEW PAROLEES AND PROBATIONERS
 MTDV - Updated: November 2, 2005**

	PAROLE-PPS			PROBATION		
	Cumulative Percent Convicted of Any Felony After First Release to Parole-PPS			Cumulative Percent Convicted of Any Felony After First Sentence to Felony Probation		
	Percent convicted in ...months			Percent convicted in ...months		
Cohort	12	24	36	12	24	36
2nd/94	0.0	0.0	0.0	0.0	0.0	0.0
1st/95	0.0	0.0	0.0	0.0	0.0	0.0
2nd/95	0.0	0.0	0.0	0.0	0.0	0.0
1st/96	0.0	0.0	25.0	0.0	0.0	0.0
2nd/96	0.0	0.0	0.0	0.0	0.0	25.0
1st/97	0.0	0.0	0.0	0.0	0.0	0.0
2nd/97	0.0	33.3	20.0	10.0	30.8	33.3
1st/98	0.0	33.3	33.3	0.0	0.0	0.0
2nd/98	0.0	0.0	0.0	6.5	10.0	12.5
1st/99	12.5	12.5	11.1	7.8	10.4	14.9
2nd/99	0.0	0.0	0.0	6.5	9.1	12.2
1st/00	7.1	18.8	17.6	4.1	8.8	11.1
2nd/00	5.9	13.3	12.5	4.8	7.0	8.1
1st/01	0.0	0.0	0.0	1.4	5.7	17.3
2nd/01	3.4	20.0	34.8	2.5	10.7	22.6
1st/02	5.3	16.7	15.8	12.0	18.2	30.0
2nd/02	2.9	16.7		0.0	6.9	
1st/03	23.5	40.0		5.0	16.7	
2nd/03	15.8			2.3		
1st/04	13.8			4.7		

Note: Slight changes from previous reports may occur due to data updating

Parole: Recidivism is defined as the total percentage of a release cohort that was convicted of any felony at any time within the specified number of months following release from prison.

A release cohort is defined as comprising all individuals who were released to parole or PPS during a six month period. It excludes those released from prison following a revocation from parole/PPS. Inmates initially released on temporary or transitional leave are also included as of their parole or PPS date

A county's release cohorts are defined as offenders under the county's supervision at the end of the specified number of months following release from incarceration, plus offenders who committed new felonies within that period.

Probation: Recidivism is defined as the total percentage of an admission cohort that was convicted of any felony at any time within the specified number of months after beginning probation

An admission cohort is defined as comprising all individuals who were sentenced for the first time to felony probation during the same six month period. Some offenders have been sentenced to probation more than once. Each new probation admission is considered a separate case

A county's admission cohorts are defined as offenders under the county's supervision at the end of the specified number of months following admission to probation, plus offenders who committed new felonies within that period.

**OREGON DEPARTMENT OF CORRECTIONS
 RECIDIVISM OF NEW PAROLEES AND PROBATIONERS
 MTDX - Updated: November 2, 2005**

	PAROLE-PPS			PROBATION		
	Cumulative Percent Convicted of Any Felony After First Release to Parole-PPS			Cumulative Percent Convicted of Any Felony After First Sentence to Felony Probation		
	Percent convicted in ...months			Percent convicted in ...months		
Cohort	12	24	36	12	24	36
2nd/94	0.0	0.0	0.0	0.0	0.0	0.0
1st/95	0.0	0.0	0.0	0.0	0.0	0.0
2nd/95	0.0	0.0	0.0	0.0	0.0	0.0
1st/96	0.0	0.0	0.0	0.0	0.0	0.0
2nd/96	0.0	0.0	0.0	0.0	0.0	0.0
1st/97	0.0	0.0	0.0	0.0	16.7	16.7
2nd/97	0.0	0.0	100.0	0.0	14.3	14.3
1st/98	0.0	0.0	0.0	7.1	12.5	16.7
2nd/98	0.0	50.0	33.3	0.0	8.3	8.3
1st/99	40.0	40.0	75.0	18.5	25.0	23.1
2nd/99	0.0	20.0	20.0	0.0	0.0	0.0
1st/00	25.0	20.0	20.0	0.0	0.0	0.0
2nd/00	12.5	14.3	28.6	0.0	11.1	16.7
1st/01	0.0	0.0	0.0	8.3	33.3	33.3
2nd/01	0.0	0.0	0.0	12.5	16.7	14.3
1st/02	14.3	28.6	25.0	16.7	25.0	25.0
2nd/02	0.0	0.0		0.0	0.0	
1st/03	0.0	0.0		0.0	33.3	
2nd/03	0.0			0.0		
1st/04	16.7			0.0		

Note: Slight changes from previous reports may occur due to data updating

Parole: Recidivism is defined as the total percentage of a release cohort that was convicted of any felony at any time within the specified number of months following release from prison.

A release cohort is defined as comprising all individuals who were released to parole or PPS during a six month period. It excludes those released from prison following a revocation from parole/PPS. Inmates initially released on temporary or transitional leave are also included as of their parole or PPS date

A county's release cohorts are defined as offenders under the county's supervision at the end of the specified number of months following release from incarceration, plus offenders who committed new felonies within that period.

Probation: Recidivism is defined as the total percentage of an admission cohort that was convicted of any felony at any time within the specified number of months after beginning probation

An admission cohort is defined as comprising all individuals who were sentenced for the first time to felony probation during the same six month period. Some offenders have been sentenced to probation more than once. Each new probation admission is considered a separate case

A county's admission cohorts are defined as offenders under the county's supervision at the end of the specified number of months following admission to probation, plus offenders who committed new felonies within that period.

**OREGON DEPARTMENT OF CORRECTIONS
 RECIDIVISM OF NEW PAROLEES AND PROBATIONERS
 MTDZ - Updated: November 2, 2005**

	PAROLE-PPS			PROBATION		
	Cumulative Percent Convicted of Any Felony After First Release to Parole-PPS			Cumulative Percent Convicted of Any Felony After First Sentence to Felony Probation		
	Percent convicted in ...months			Percent convicted in ...months		
Cohort	12	24	36	12	24	36
2nd/94	0.0	0.0	0.0	0.0	0.0	0.0
1st/95	0.0	0.0	0.0	0.0	0.0	0.0
2nd/95	0.0	0.0	0.0	0.0	0.0	0.0
1st/96	0.0	0.0	0.0	0.0	0.0	0.0
2nd/96	0.0	0.0	0.0	0.0	0.0	0.0
1st/97	0.0	0.0	0.0	0.0	0.0	0.0
2nd/97	0.0	0.0	0.0	0.0	0.0	0.0
1st/98	0.0	0.0	0.0	0.0	0.0	0.0
2nd/98	0.0	0.0	0.0	0.0	0.0	0.0
1st/99	0.0	0.0	0.0	0.0	0.0	0.0
2nd/99	0.0	0.0	0.0	0.0	0.0	0.0
1st/00	0.0	0.0	0.0	0.0	0.0	100.0
2nd/00	0.0	0.0	0.0	0.0	0.0	0.0
1st/01	0.0	0.0	0.0	0.0	100.0	100.0
2nd/01	0.0	0.0	0.0	0.0	0.0	0.0
1st/02	50.0	50.0	25.0	26.9	40.0	39.1
2nd/02	28.6	33.3		18.5	28.6	
1st/03	50.0	100.0		10.7	15.8	
2nd/03	25.0			21.6		
1st/04	11.1			24.5		

Note: Slight changes from previous reports may occur due to data updating

Parole: Recidivism is defined as the total percentage of a release cohort that was convicted of any felony at any time within the specified number of months following release from prison.

A release cohort is defined as comprising all individuals who were released to parole or PPS during a six month period. It excludes those released from prison following a revocation from parole/PPS. Inmates initially released on temporary or transitional leave are also included as of their parole or PPS date

A county's release cohorts are defined as offenders under the county's supervision at the end of the specified number of months following release from incarceration, plus offenders who committed new felonies within that period.

Probation: Recidivism is defined as the total percentage of an admission cohort that was convicted of any felony at any time within the specified number of months after beginning probation

An admission cohort is defined as comprising all individuals who were sentenced for the first time to felony probation during the same six month period. Some offenders have been sentenced to probation more than once. Each new probation admission is considered a separate case

A county's admission cohorts are defined as offenders under the county's supervision at the end of the specified number of months following admission to probation, plus offenders who committed new felonies within that period.

**OREGON DEPARTMENT OF CORRECTIONS
 RECIDIVISM OF NEW PAROLEES AND PROBATIONERS
 MTFS - Updated: November 2, 2005**

Cohort	PAROLE-PPS			PROBATION		
	Cumulative Percent Convicted of Any Felony After First Release to Parole-PPS			Cumulative Percent Convicted of Any Felony After First Sentence to Felony Probation		
	Percent convicted in ...months			Percent convicted in ...months		
	12	24	36	12	24	36
2nd/94	0.0	0.0	0.0	0.0	0.0	0.0
1st/95	0.0	0.0	0.0	0.0	0.0	0.0
2nd/95	0.0	0.0	0.0	0.0	0.0	0.0
1st/96	0.0	0.0	0.0	0.0	0.0	0.0
2nd/96	0.0	0.0	0.0	0.0	0.0	0.0
1st/97	0.0	0.0	0.0	0.0	0.0	0.0
2nd/97	0.0	0.0	0.0	0.0	0.0	0.0
1st/98	0.0	0.0	0.0	0.0	0.0	0.0
2nd/98	0.0	0.0	0.0	0.0	0.0	0.0
1st/99	0.0	0.0	0.0	0.0	0.0	0.0
2nd/99	0.0	0.0	14.3	0.0	16.7	25.0
1st/00	0.0	0.0	33.3	0.0	9.1	8.7
2nd/00	0.0	0.0	14.3	0.0	18.2	21.7
1st/01	11.1	20.0	21.4	6.1	13.0	17.4
2nd/01	16.7	20.0	20.0	11.1	20.5	28.6
1st/02	28.6	28.6	37.5	14.3	23.1	28.2
2nd/02	14.3	37.5		11.1	18.2	
1st/03	18.2	20.0		5.9	19.0	
2nd/03	8.3			8.3		
1st/04	6.3			14.8		

Note: Slight changes from previous reports may occur due to data updating

Parole: Recidivism is defined as the total percentage of a release cohort that was convicted of any felony at any time within the specified number of months following release from prison.

A release cohort is defined as comprising all individuals who were released to parole or PPS during a six month period. It excludes those released from prison following a revocation from parole/PPS. Inmates initially released on temporary or transitional leave are also included as of their parole or PPS date

A county's release cohorts are defined as offenders under the county's supervision at the end of the specified number of months following release from incarceration, plus offenders who committed new felonies within that period.

Probation: Recidivism is defined as the total percentage of an admission cohort that was convicted of any felony at any time within the specified number of months after beginning probation

An admission cohort is defined as comprising all individuals who were sentenced for the first time to felony probation during the same six month period. Some offenders have been sentenced to probation more than once. Each new probation admission is considered a separate case

A county's admission cohorts are defined as offenders under the county's supervision at the end of the specified number of months following admission to probation, plus offenders who committed new felonies within that period.

**OREGON DEPARTMENT OF CORRECTIONS
 RECIDIVISM OF NEW PAROLEES AND PROBATIONERS
 MTSX - Updated: November 2, 2005**

	PAROLE-PPS			PROBATION		
	Cumulative Percent Convicted of Any Felony After First Release to Parole-PPS			Cumulative Percent Convicted of Any Felony After First Sentence to Felony Probation		
	Percent convicted in ...months			Percent convicted in ...months		
Cohort	12	24	36	12	24	36
2nd/94	0.0	0.0	0.0	0.0	0.0	0.0
1st/95	0.0	0.0	0.0	0.0	0.0	0.0
2nd/95	0.0	0.0	0.0	0.0	0.0	0.0
1st/96	0.0	0.0	0.0	0.0	0.0	0.0
2nd/96	0.0	0.0	0.0	0.0	0.0	0.0
1st/97	0.0	0.0	0.0	0.0	0.0	0.0
2nd/97	0.0	0.0	0.0	0.0	0.0	0.0
1st/98	0.0	0.0	0.0	0.0	0.0	0.0
2nd/98	0.0	0.0	0.0	0.0	0.0	0.0
1st/99	0.0	0.0	0.0	0.0	0.0	0.0
2nd/99	0.0	0.0	0.0	0.0	0.0	0.0
1st/00	0.0	0.0	0.0	0.0	0.0	0.0
2nd/00	0.0	0.0	0.0	0.0	0.0	0.0
1st/01	0.0	0.0	0.0	0.0	0.0	0.0
2nd/01	0.0	0.0	0.0	0.0	0.0	0.0
1st/02	0.0	0.0	9.1	0.0	0.0	0.0
2nd/02	0.0	0.0		0.0	0.0	
1st/03	0.0	2.9		0.0	0.0	
2nd/03	0.0			0.0		
1st/04	0.0			0.0		

Note: Slight changes from previous reports may occur due to data updating

Parole: Recidivism is defined as the total percentage of a release cohort that was convicted of any felony at any time within the specified number of months following release from prison.

A release cohort is defined as comprising all individuals who were released to parole or PPS during a six month period. It excludes those released from prison following a revocation from parole/PPS. Inmates initially released on temporary or transitional leave are also included as of their parole or PPS date

A county's release cohorts are defined as offenders under the county's supervision at the end of the specified number of months following release from incarceration, plus offenders who committed new felonies within that period.

Probation: Recidivism is defined as the total percentage of an admission cohort that was convicted of any felony at any time within the specified number of months after beginning probation

An admission cohort is defined as comprising all individuals who were sentenced for the first time to felony probation during the same six month period. Some offenders have been sentenced to probation more than once. Each new probation admission is considered a separate case

A county's admission cohorts are defined as offenders under the county's supervision at the end of the specified number of months following admission to probation, plus offenders who committed new felonies within that period.

**OREGON DEPARTMENT OF CORRECTIONS
 RECIDIVISM OF NEW PAROLEES AND PROBATIONERS
 MTMX - Updated: November 2, 2005**

	PAROLE-PPS			PROBATION		
	Cumulative Percent Convicted of Any Felony After First Release to Parole-PPS			Cumulative Percent Convicted of Any Felony After First Sentence to Felony Probation		
	Percent convicted in ...months			Percent convicted in ...months		
Cohort	12	24	36	12	24	36
2nd/94	0.0	0.0	0.0	0.0	0.0	0.0
1st/95	0.0	0.0	0.0	0.0	0.0	0.0
2nd/95	0.0	0.0	0.0	0.0	0.0	0.0
1st/96	0.0	0.0	0.0	0.0	0.0	0.0
2nd/96	0.0	0.0	0.0	0.0	0.0	0.0
1st/97	0.0	0.0	0.0	0.0	0.0	0.0
2nd/97	0.0	0.0	0.0	0.0	0.0	0.0
1st/98	0.0	0.0	0.0	0.0	0.0	0.0
2nd/98	0.0	0.0	0.0	0.0	0.0	0.0
1st/99	0.0	0.0	0.0	0.0	0.0	0.0
2nd/99	0.0	0.0	0.0	0.0	0.0	0.0
1st/00	0.0	0.0	0.0	0.0	0.0	0.0
2nd/00	0.0	0.0	0.0	0.0	0.0	0.0
1st/01	0.0	0.0	0.0	0.0	0.0	50.0
2nd/01	0.0	0.0	0.0	0.0	0.0	0.0
1st/02	0.0	0.0	0.0	0.0	0.0	20.0
2nd/02	0.0	0.0		0.0	0.0	
1st/03	0.0	0.0		0.0	0.0	
2nd/03	0.0			0.0		
1st/04	0.0			0.0		

Note: Slight changes from previous reports may occur due to data updating

Parole: Recidivism is defined as the total percentage of a release cohort that was convicted of any felony at any time within the specified number of months following release from prison.

A release cohort is defined as comprising all individuals who were released to parole or PPS during a six month period. It excludes those released from prison following a revocation from parole/PPS. Inmates initially released on temporary or transitional leave are also included as of their parole or PPS date

A county's release cohorts are defined as offenders under the county's supervision at the end of the specified number of months following release from incarceration, plus offenders who committed new felonies within that period.

Probation: Recidivism is defined as the total percentage of an admission cohort that was convicted of any felony at any time within the specified number of months after beginning probation

An admission cohort is defined as comprising all individuals who were sentenced for the first time to felony probation during the same six month period. Some offenders have been sentenced to probation more than once. Each new probation admission is considered a separate case

A county's admission cohorts are defined as offenders under the county's supervision at the end of the specified number of months following admission to probation, plus offenders who committed new felonies within that period.

**OREGON DEPARTMENT OF CORRECTIONS
 RECIDIVISM OF NEW PAROLEES AND PROBATIONERS
 MTST - Updated: November 2, 2005**

	PAROLE-PPS			PROBATION		
	Cumulative Percent Convicted of Any Felony After First Release to Parole-PPS			Cumulative Percent Convicted of Any Felony After First Sentence to Felony Probation		
	Percent convicted in ...months			Percent convicted in ...months		
Cohort	12	24	36	12	24	36
2nd/94	0.0	0.0	0.0	0.0	0.0	0.0
1st/95	0.0	0.0	0.0	0.0	0.0	0.0
2nd/95	0.0	0.0	0.0	0.0	0.0	0.0
1st/96	0.0	0.0	0.0	0.0	0.0	0.0
2nd/96	0.0	0.0	0.0	0.0	0.0	0.0
1st/97	0.0	0.0	0.0	0.0	0.0	0.0
2nd/97	0.0	0.0	0.0	0.0	0.0	0.0
1st/98	0.0	0.0	0.0	0.0	0.0	0.0
2nd/98	0.0	0.0	0.0	0.0	0.0	0.0
1st/99	0.0	0.0	0.0	0.0	0.0	0.0
2nd/99	0.0	0.0	0.0	0.0	0.0	0.0
1st/00	0.0	0.0	0.0	0.0	0.0	0.0
2nd/00	0.0	0.0	0.0	0.0	0.0	0.0
1st/01	0.0	0.0	0.0	0.0	0.0	0.0
2nd/01	0.0	0.0	0.0	0.0	0.0	0.0
1st/02	0.0	0.0	0.0	0.0	0.0	0.0
2nd/02	0.0	0.0	0.0	0.0	0.0	0.0
1st/03	0.0	0.0	0.0	0.0	0.0	0.0
2nd/03	0.0	0.0	0.0	0.0	0.0	0.0
1st/04	0.0	0.0	0.0	0.0	0.0	0.0

Note: Slight changes from previous reports may occur due to data updating

Parole: Recidivism is defined as the total percentage of a release cohort that was convicted of any felony at any time within the specified number of months following release from prison.

A release cohort is defined as comprising all individuals who were released to parole or PPS during a six month period. It excludes those released from prison following a revocation from parole/PPS. Inmates initially released on temporary or transitional leave are also included as of their parole or PPS date

A county's release cohorts are defined as offenders under the county's supervision at the end of the specified number of months following release from incarceration, plus offenders who committed new felonies within that period.

Probation: Recidivism is defined as the total percentage of an admission cohort that was convicted of any felony at any time within the specified number of months after beginning probation

An admission cohort is defined as comprising all individuals who were sentenced for the first time to felony probation during the same six month period. Some offenders have been sentenced to probation more than once. Each new probation admission is considered a separate case

A county's admission cohorts are defined as offenders under the county's supervision at the end of the specified number of months following admission to probation, plus offenders who committed new felonies within that period.

**OREGON DEPARTMENT OF CORRECTIONS
 RECIDIVISM OF NEW PAROLEES AND PROBATIONERS
 MTAP - Updated: November 2, 2005**

	PAROLE-PPS			PROBATION		
	Cumulative Percent Convicted of Any Felony After First Release to Parole-PPS			Cumulative Percent Convicted of Any Felony After First Sentence to Felony Probation		
	Percent convicted in ...months			Percent convicted in ...months		
Cohort	12	24	36	12	24	36
2nd/94	0.0	0.0	0.0	0.0	0.0	0.0
1st/95	0.0	0.0	0.0	0.0	0.0	0.0
2nd/95	0.0	0.0	0.0	0.0	0.0	0.0
1st/96	0.0	0.0	0.0	0.0	0.0	0.0
2nd/96	0.0	0.0	0.0	0.0	0.0	0.0
1st/97	0.0	0.0	0.0	0.0	0.0	0.0
2nd/97	0.0	0.0	0.0	0.0	0.0	0.0
1st/98	0.0	0.0	0.0	0.0	0.0	0.0
2nd/98	0.0	0.0	0.0	0.0	0.0	0.0
1st/99	0.0	0.0	0.0	0.0	0.0	0.0
2nd/99	0.0	0.0	0.0	0.0	0.0	0.0
1st/00	0.0	0.0	0.0	0.0	0.0	0.0
2nd/00	0.0	0.0	0.0	0.0	0.0	0.0
1st/01	0.0	0.0	0.0	0.0	0.0	0.0
2nd/01	0.0	0.0	0.0	0.0	0.0	0.0
1st/02	0.0	0.0	0.0	0.0	100.0	50.0
2nd/02	0.0	0.0		0.0	0.0	
1st/03	0.0	0.0		0.0	0.0	
2nd/03	0.0			0.0		
1st/04	0.0			0.0		

Note: Slight changes from previous reports may occur due to data updating

Parole: Recidivism is defined as the total percentage of a release cohort that was convicted of any felony at any time within the specified number of months following release from prison.

A release cohort is defined as comprising all individuals who were released to parole or PPS during a six month period. It excludes those released from prison following a revocation from parole/PPS. Inmates initially released on temporary or transitional leave are also included as of their parole or PPS date

A county's release cohorts are defined as offenders under the county's supervision at the end of the specified number of months following release from incarceration, plus offenders who committed new felonies within that period.

Probation: Recidivism is defined as the total percentage of an admission cohort that was convicted of any felony at any time within the specified number of months after beginning probation

An admission cohort is defined as comprising all individuals who were sentenced for the first time to felony probation during the same six month period. Some offenders have been sentenced to probation more than once. Each new probation admission is considered a separate case

A county's admission cohorts are defined as offenders under the county's supervision at the end of the specified number of months following admission to probation, plus offenders who committed new felonies within that period.

**OREGON DEPARTMENT OF CORRECTIONS
 RECIDIVISM OF NEW PAROLEES AND PROBATIONERS
 MTGN - Updated: November 2, 2005**

	PAROLE-PPS			PROBATION		
	Cumulative Percent Convicted of Any Felony After First Release to Parole-PPS			Cumulative Percent Convicted of Any Felony After First Sentence to Felony Probation		
	Percent convicted in ...months			Percent convicted in ...months		
Cohort	12	24	36	12	24	36
2nd/94	0.0	0.0	0.0	0.0	0.0	0.0
1st/95	0.0	0.0	0.0	0.0	0.0	0.0
2nd/95	0.0	0.0	0.0	0.0	0.0	0.0
1st/96	0.0	0.0	0.0	0.0	0.0	0.0
2nd/96	0.0	0.0	0.0	0.0	0.0	0.0
1st/97	0.0	0.0	0.0	0.0	0.0	0.0
2nd/97	0.0	0.0	0.0	0.0	0.0	0.0
1st/98	0.0	0.0	0.0	0.0	0.0	0.0
2nd/98	0.0	0.0	0.0	0.0	0.0	0.0
1st/99	0.0	0.0	0.0	0.0	0.0	0.0
2nd/99	0.0	0.0	0.0	0.0	0.0	0.0
1st/00	0.0	0.0	0.0	0.0	0.0	0.0
2nd/00	0.0	0.0	0.0	0.0	0.0	0.0
1st/01	0.0	0.0	0.0	0.0	0.0	0.0
2nd/01	0.0	0.0	0.0	0.0	0.0	0.0
1st/02	0.0	0.0	0.0	0.0	0.0	33.3
2nd/02	0.0	0.0		0.0	0.0	
1st/03	0.0	5.9		0.0	0.0	
2nd/03	0.0			0.0		
1st/04	6.7			0.0		

Note: Slight changes from previous reports may occur due to data updating

Parole: Recidivism is defined as the total percentage of a release cohort that was convicted of any felony at any time within the specified number of months following release from prison.

A release cohort is defined as comprising all individuals who were released to parole or PPS during a six month period. It excludes those released from prison following a revocation from parole/PPS. Inmates initially released on temporary or transitional leave are also included as of their parole or PPS date

A county's release cohorts are defined as offenders under the county's supervision at the end of the specified number of months following release from incarceration, plus offenders who committed new felonies within that period.

Probation: Recidivism is defined as the total percentage of an admission cohort that was convicted of any felony at any time within the specified number of months after beginning probation

An admission cohort is defined as comprising all individuals who were sentenced for the first time to felony probation during the same six month period. Some offenders have been sentenced to probation more than once. Each new probation admission is considered a separate case

A county's admission cohorts are defined as offenders under the county's supervision at the end of the specified number of months following admission to probation, plus offenders who committed new felonies within that period.

**OREGON DEPARTMENT OF CORRECTIONS
 RECIDIVISM OF NEW PAROLEES AND PROBATIONERS
 Mult-Other - Updated: November 2, 2005**

	PAROLE-PPS			PROBATION		
	Cumulative Percent Convicted of Any Felony After First Release to Parole-PPS			Cumulative Percent Convicted of Any Felony After First Sentence to Felony Probation		
	Percent convicted in ...months			Percent convicted in ...months		
Cohort	12	24	36	12	24	36
2nd/94	21.2	31.0	42.5	10.4	22.5	30.4
1st/95	25.3	45.5	60.0	11.0	22.8	31.8
2nd/95	16.4	35.8	45.0	11.3	22.7	31.6
1st/96	24.4	40.2	53.7	15.4	29.0	37.2
2nd/96	24.4	36.5	51.7	20.4	33.5	40.6
1st/97	33.3	51.8	56.7	23.6	42.0	49.4
2nd/97	25.9	36.1	47.6	30.5	44.5	52.3
1st/98	40.2	60.9	66.7	29.6	41.3	49.5
2nd/98	31.4	45.6	51.0	24.1	40.6	48.4
1st/99	41.2	52.1	57.9	29.2	43.6	51.1
2nd/99	37.5	53.3	57.9	25.6	38.8	43.0
1st/00	31.5	50.0	58.9	23.8	34.3	42.0
2nd/00	36.8	47.3	58.3	21.9	37.3	42.9
1st/01	34.8	52.4	62.2	19.7	32.1	37.9
2nd/01	28.9	47.6	53.8	21.5	33.6	39.0
1st/02	34.7	47.1	52.4	23.9	39.0	44.2
2nd/02	33.3	46.8		20.0	32.1	
1st/03	40.6	53.8		17.8	42.0	
2nd/03	46.2			19.0		
1st/04	29.5			17.2		

Note: Slight changes from previous reports may occur due to data updating

Parole: Recidivism is defined as the total percentage of a release cohort that was convicted of any felony at any time within the specified number of months following release from prison.

A release cohort is defined as comprising all individuals who were released to parole or PPS during a six month period. It excludes those released from prison following a revocation from parole/PPS. Inmates initially released on temporary or transitional leave are also included as of their parole or PPS date

A county's release cohorts are defined as offenders under the county's supervision at the end of the specified number of months following release from incarceration, plus offenders who committed new felonies within that period.

Probation: Recidivism is defined as the total percentage of an admission cohort that was convicted of any felony at any time within the specified number of months after beginning probation

An admission cohort is defined as comprising all individuals who were sentenced for the first time to felony probation during the same six month period. Some offenders have been sentenced to probation more than once. Each new probation admission is considered a separate case

A county's admission cohorts are defined as offenders under the county's supervision at the end of the specified number of months following admission to probation, plus offenders who committed new felonies within that period.

**OREGON DEPARTMENT OF CORRECTIONS
 RECIDIVISM OF NEW PAROLEES AND PROBATIONERS
 Mult-Total - Updated: November 2, 2005**

Cohort	PAROLE-PPS			PROBATION		
	Cumulative Percent Convicted of Any Felony After First Release to Parole-PPS			Cumulative Percent Convicted of Any Felony After First Sentence to Felony Probation		
	Percent convicted in ...months			Percent convicted in ...months		
	12	24	36	12	24	36
2nd/94	19.4	30.2	37.9	11.5	19.8	24.1
1st/95	17.4	29.2	37.9	13.1	21.6	27.8
2nd/95	17.0	27.4	36.8	11.5	19.7	24.2
1st/96	14.4	26.4	35.8	11.1	18.5	24.3
2nd/96	12.7	24.1	32.2	10.5	17.3	21.2
1st/97	13.1	23.7	30.5	11.1	19.3	23.2
2nd/97	15.5	25.3	30.6	16.2	23.9	28.1
1st/98	15.4	26.0	31.1	15.3	22.7	27.5
2nd/98	16.3	24.3	30.0	12.9	21.4	26.1
1st/99	18.0	26.9	33.3	15.0	23.0	28.1
2nd/99	18.2	27.4	34.8	14.8	21.7	26.7
1st/00	13.5	25.3	31.3	12.5	20.6	24.8
2nd/00	15.4	25.3	31.9	14.1	21.6	25.2
1st/01	15.8	22.1	27.8	12.3	19.7	23.3
2nd/01	13.2	22.3	28.4	12.7	18.7	22.7
1st/02	14.6	22.2	29.0	12.4	19.5	23.4
2nd/02	9.8	17.0		9.0	15.6	
1st/03	14.2	22.3		7.7	15.8	
2nd/03	14.3			9.8		
1st/04	11.9			9.5		

Note: Slight changes from previous reports may occur due to data updating

Parole: Recidivism is defined as the total percentage of a release cohort that was convicted of any felony at any time within the specified number of months following release from prison.

A release cohort is defined as comprising all individuals who were released to parole or PPS during a six month period. It excludes those released from prison following a revocation from parole/PPS. Inmates initially released on temporary or transitional leave are also included as of their parole or PPS date

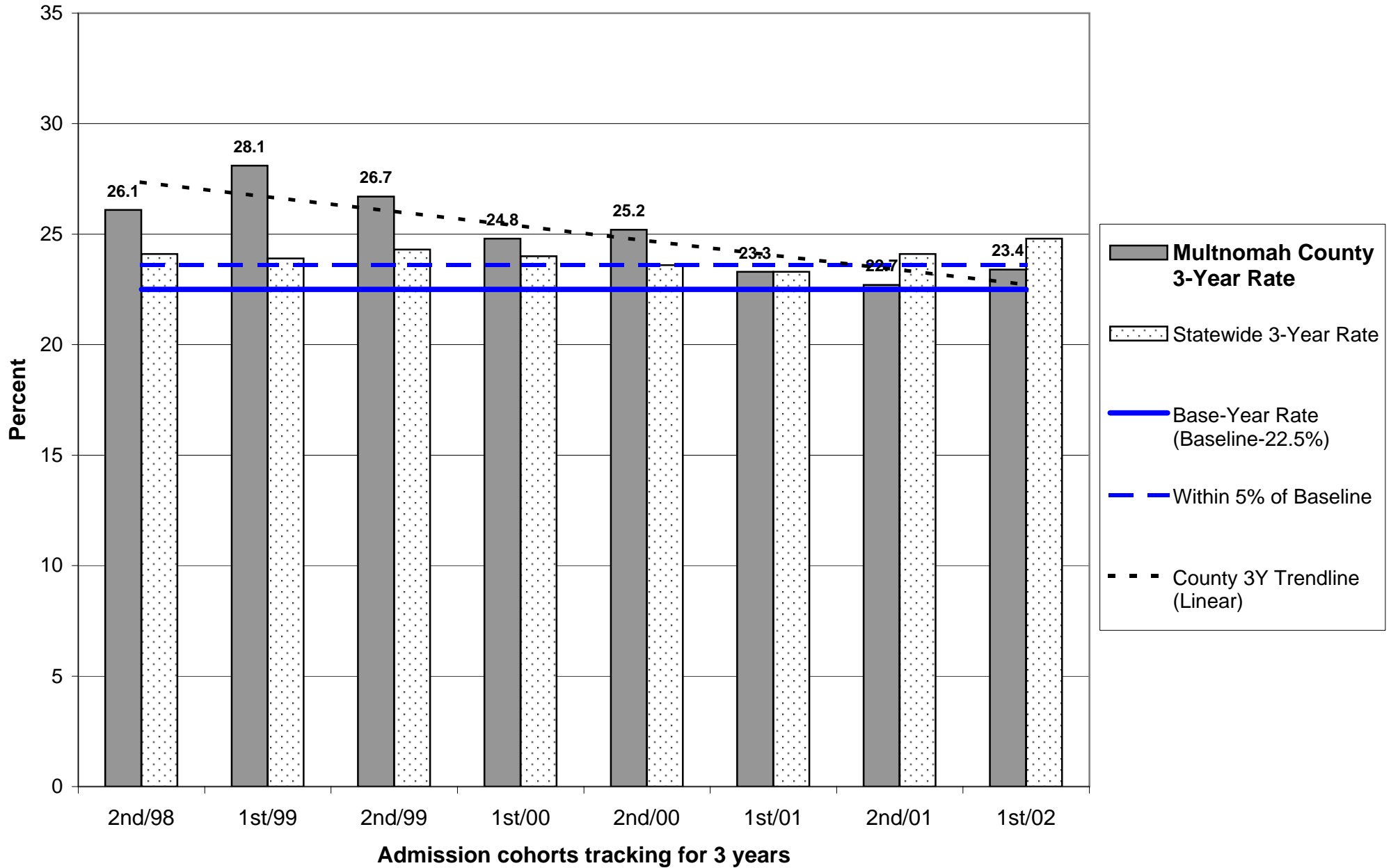
A county's release cohorts are defined as offenders under the county's supervision at the end of the specified number of months following release from incarceration, plus offenders who committed new felonies within that period.

Probation: Recidivism is defined as the total percentage of an admission cohort that was convicted of any felony at any time within the specified number of months after beginning probation

An admission cohort is defined as comprising all individuals who were sentenced for the first time to felony probation during the same six month period. Some offenders have been sentenced to probation more than once. Each new probation admission is considered a separate case

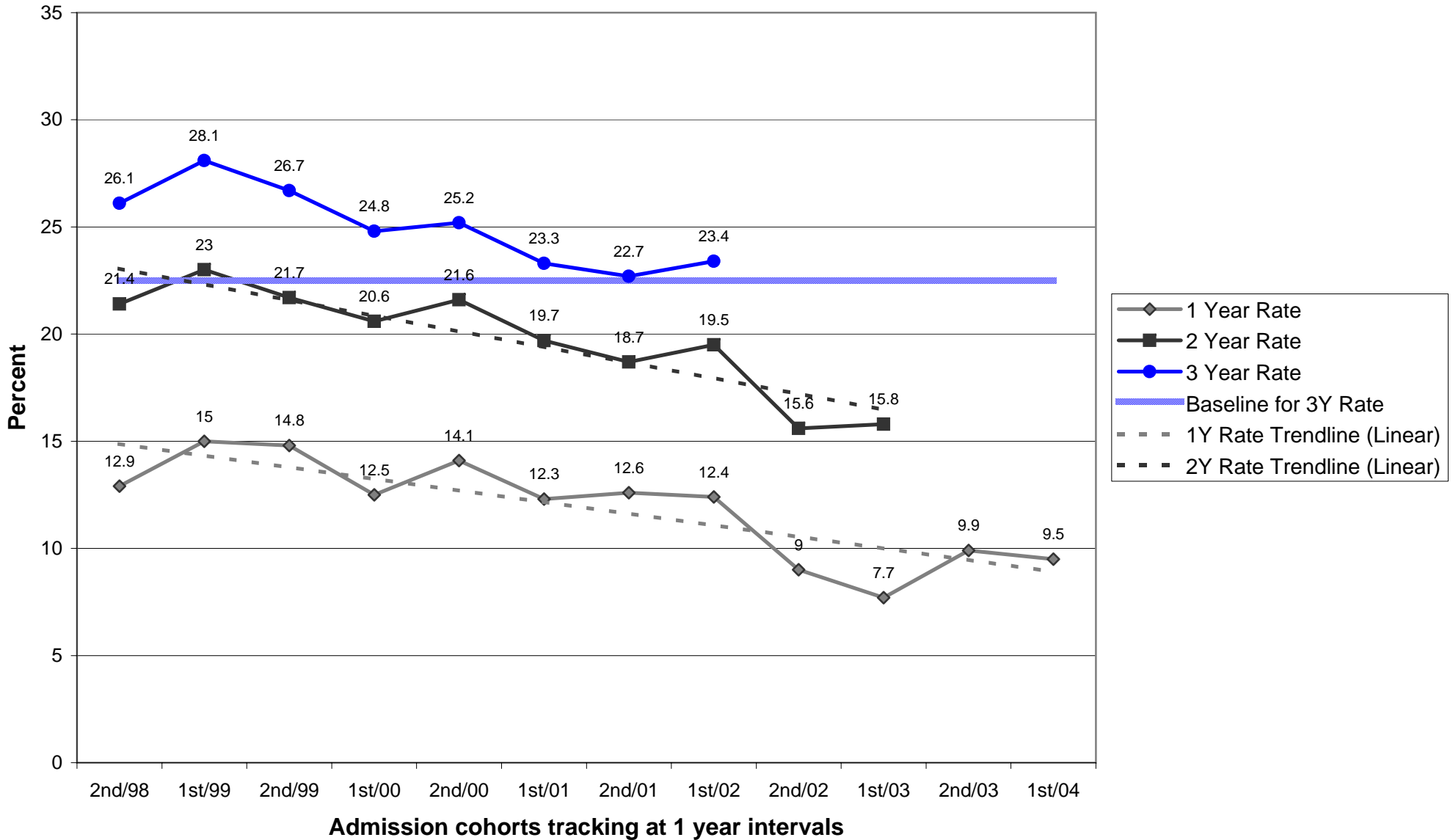
A county's admission cohorts are defined as offenders under the county's supervision at the end of the specified number of months following admission to probation, plus offenders who committed new felonies within that period.

Probation Recidivism Rates - 1st Half 2005

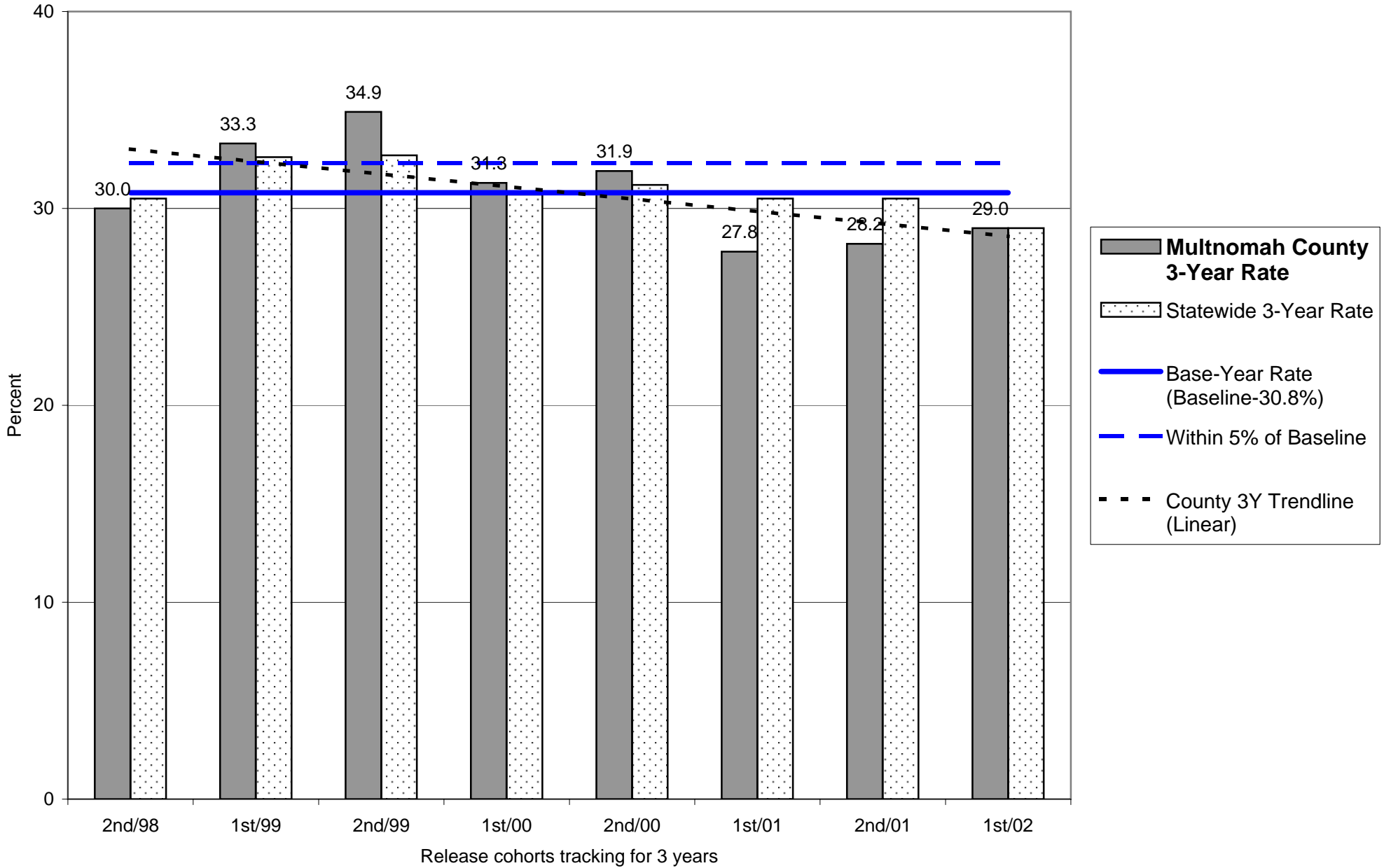


Probation Recidivism Rates - 1st Half 2005

Multnomah County

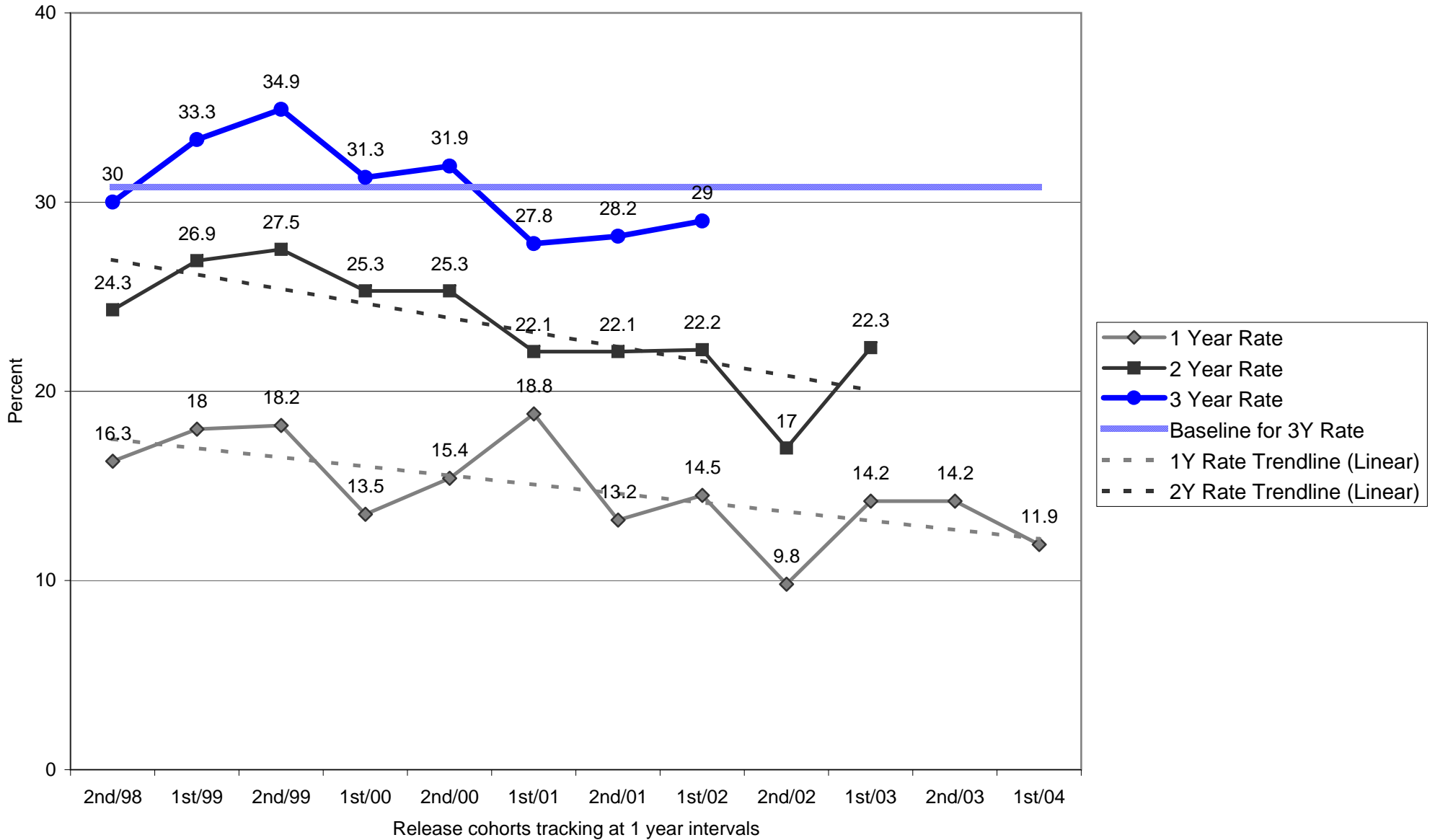


Parole/Post-Prison Supervision Recidivism Rates - 1st Half 2005



Parole/Post-Prison Supervision Recidivism Rates - 1st Half 2005

Multnomah County



**OREGON DEPARTMENT OF CORRECTIONS
 RECIDIVISM OF NEW PAROLEES AND PROBATIONERS
 Polk - Updated: November 2, 2005**

	PAROLE-PPS			PROBATION		
	Cumulative Percent Convicted of Any Felony After First Release to Parole-PPS			Cumulative Percent Convicted of Any Felony After First Sentence to Felony Probation		
	Percent convicted in ...months			Percent convicted in ...months		
Cohort	12	24	36	12	24	36
2nd/94	0.0	0.0	9.1	13.6	20.6	30.4
1st/95	7.1	7.1	7.1	13.2	17.9	20.3
2nd/95	17.4	30.4	36.0	3.4	12.3	17.9
1st/96	4.8	19.0	23.8	20.0	33.3	44.2
2nd/96	20.7	35.7	39.3	11.7	24.1	30.2
1st/97	17.6	17.6	26.3	10.3	30.5	34.5
2nd/97	20.0	25.9	33.3	7.0	20.8	28.9
1st/98	7.4	7.4	18.5	8.9	13.2	21.2
2nd/98	16.7	30.4	30.4	12.3	16.4	18.2
1st/99	4.0	15.4	25.9	5.8	9.3	13.5
2nd/99	6.3	10.3	22.2	11.9	17.0	18.2
1st/00	6.9	11.1	17.9	15.4	19.2	24.0
2nd/00	19.4	26.7	38.7	9.0	13.4	14.9
1st/01	14.6	20.5	22.5	10.3	13.8	18.2
2nd/01	12.1	12.9	26.7	20.0	29.2	31.4
1st/02	9.5	23.7	29.7	14.8	15.5	21.4
2nd/02	10.3	25.0		4.8	4.9	
1st/03	23.8	34.8		14.0	24.5	
2nd/03	5.7			16.1		
1st/04	16.4			19.0		

Note: Slight changes from previous reports may occur due to data updating

Parole: Recidivism is defined as the total percentage of a release cohort that was convicted of any felony at any time within the specified number of months following release from prison.

A release cohort is defined as comprising all individuals who were released to parole or PPS during a six month period. It excludes those released from prison following a revocation from parole/PPS. Inmates initially released on temporary or transitional leave are also included as of their parole or PPS date

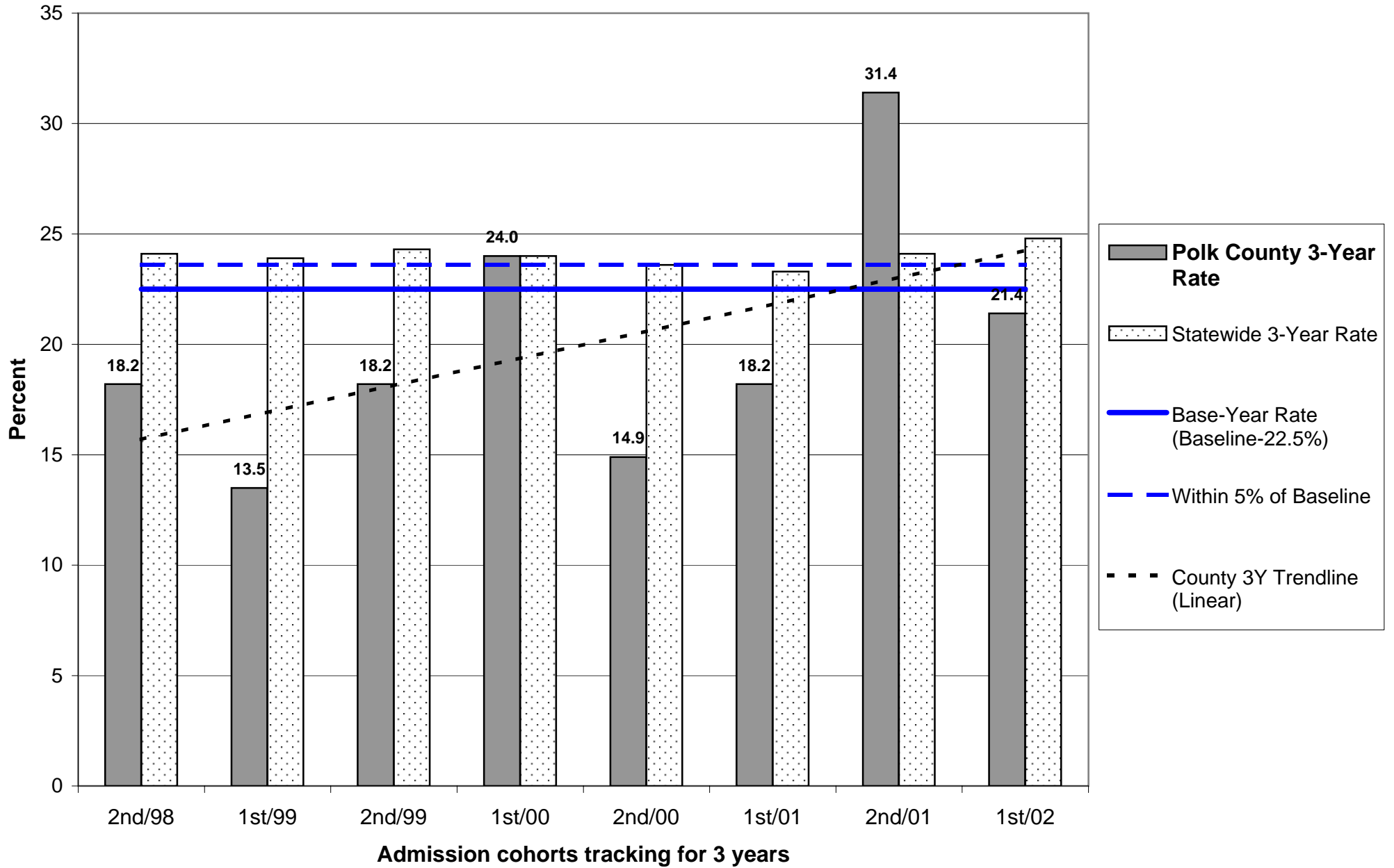
A county's release cohorts are defined as offenders under the county's supervision at the end of the specified number of months following release from incarceration, plus offenders who committed new felonies within that period.

Probation: Recidivism is defined as the total percentage of an admission cohort that was convicted of any felony at any time within the specified number of months after beginning probation

An admission cohort is defined as comprising all individuals who were sentenced for the first time to felony probation during the same six month period. Some offenders have been sentenced to probation more than once. Each new probation admission is considered a separate case

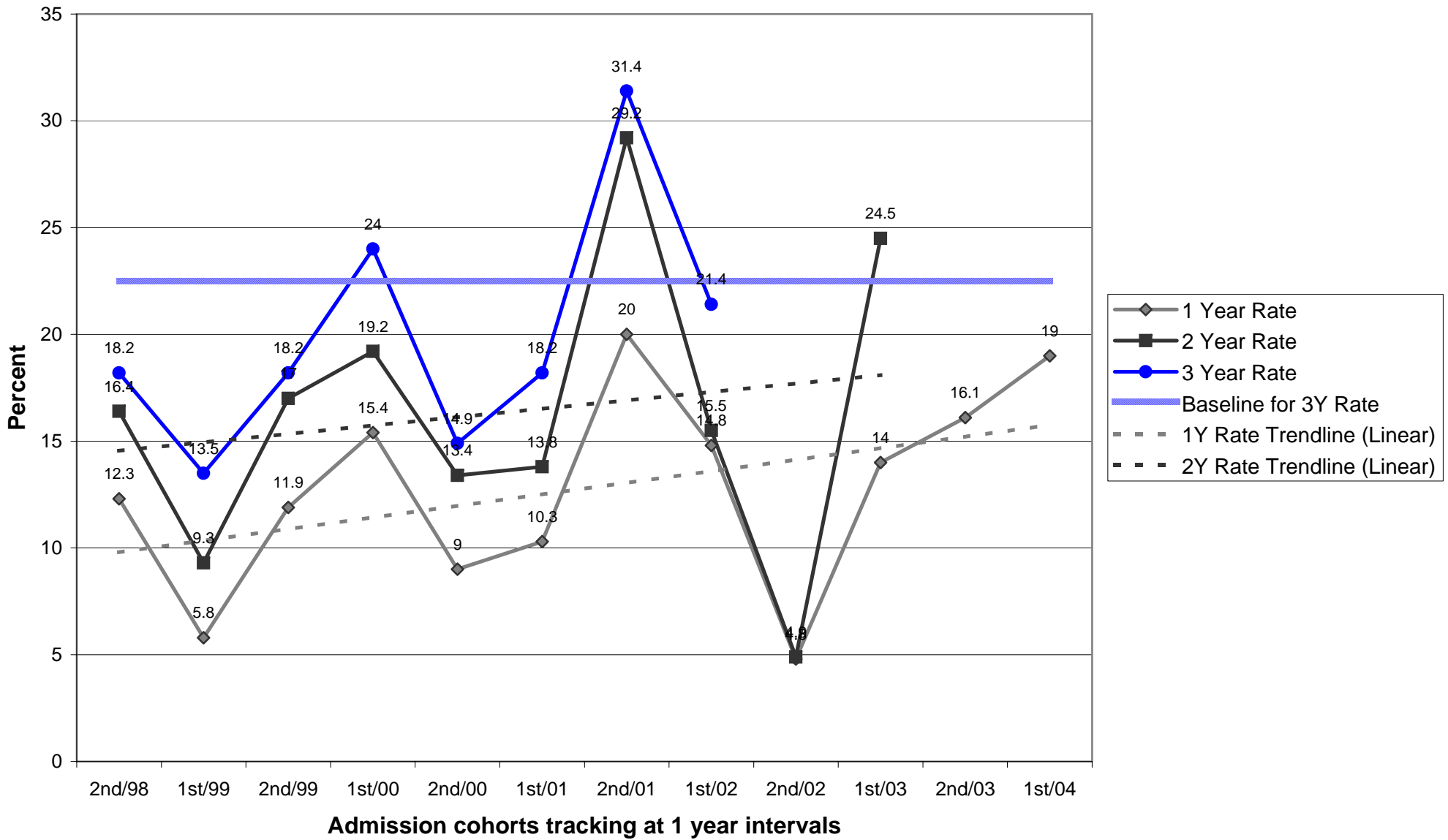
A county's admission cohorts are defined as offenders under the county's supervision at the end of the specified number of months following admission to probation, plus offenders who committed new felonies within that period.

Probation Recidivism Rates - 1st Half 2005

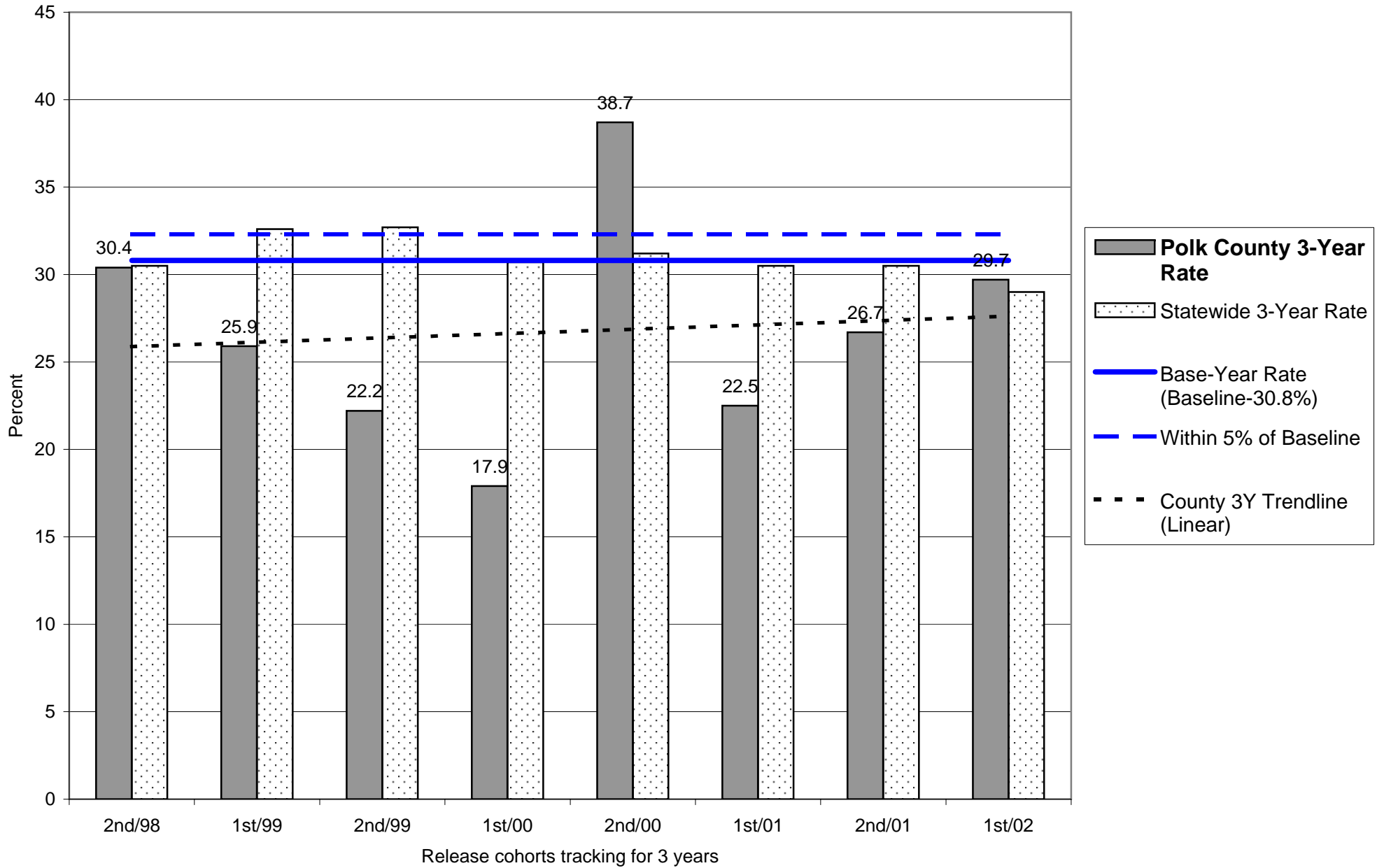


Probation Recidivism Rates - 1st Half 2005

Polk County

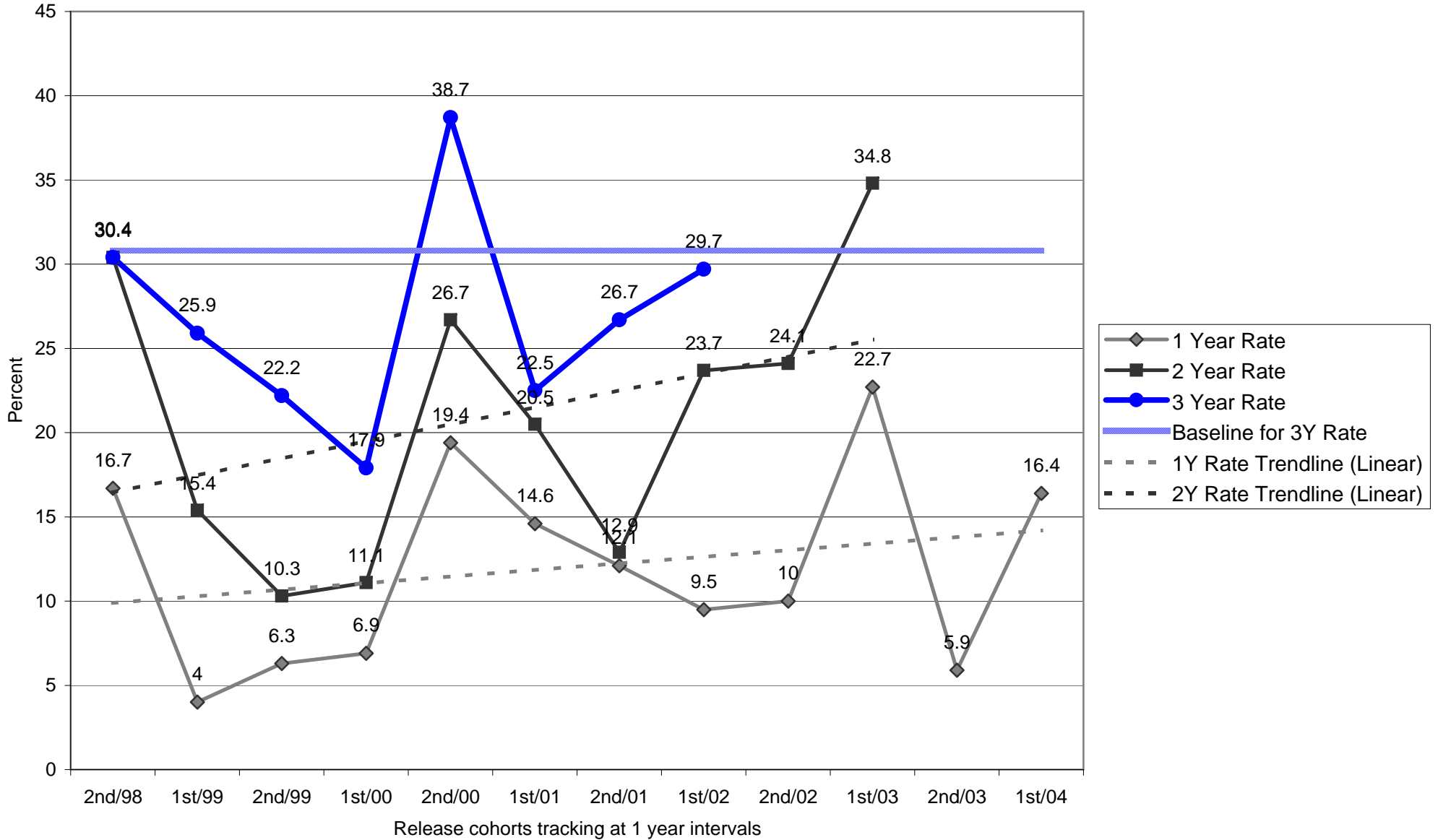


Parole/Post-Prison Supervision Recidivism Rates - 1st Half 2005



Parole/Post-Prison Supervision Recidivism Rates - 1st Half 2005

Polk County



**OREGON DEPARTMENT OF CORRECTIONS
 RECIDIVISM OF NEW PAROLEES AND PROBATIONERS
 Tillamook - Updated: November 2, 2005**

Cohort	PAROLE-PPS			PROBATION		
	Cumulative Percent Convicted of Any Felony After First Release to Parole-PPS			Cumulative Percent Convicted of Any Felony After First Sentence to Felony Probation		
	Percent convicted in ...months			Percent convicted in ...months		
	12	24	36	12	24	36
2nd/94	35.3	37.5	37.5	3.3	29.6	42.3
1st/95	0.0	11.1	11.1	27.3	38.1	38.1
2nd/95	0.0	10.0	26.3	21.7	36.0	43.5
1st/96	20.0	41.7	41.7	6.1	12.1	20.0
2nd/96	8.3	33.3	43.8	3.3	23.3	27.6
1st/97	11.8	11.8	11.1	9.1	17.4	26.1
2nd/97	0.0	15.4	14.3	13.0	20.0	30.8
1st/98	4.8	25.0	25.0	14.3	31.6	40.0
2nd/98	19.0	28.6	45.0	6.9	16.0	16.7
1st/99	16.7	28.0	32.0	9.1	15.6	15.6
2nd/99	12.0	16.7	30.4	8.6	10.8	12.1
1st/00	26.3	45.0	55.0	5.6	12.8	15.8
2nd/00	11.8	29.4	35.3	7.3	7.5	10.5
1st/01	11.8	26.7	26.7	9.7	12.5	12.5
2nd/01	4.8	5.0	20.0	14.0	19.6	30.4
1st/02	0.0	8.3	12.5	0.0	0.0	5.7
2nd/02	15.6	41.9		15.6	22.6	
1st/03	7.4	14.8		21.1	21.1	
2nd/03	6.3			20.0		
1st/04	12.5			7.9		

Note: Slight changes from previous reports may occur due to data updating

Parole: Recidivism is defined as the total percentage of a release cohort that was convicted of any felony at any time within the specified number of months following release from prison.

A release cohort is defined as comprising all individuals who were released to parole or PPS during a six month period. It excludes those released from prison following a revocation from parole/PPS. Inmates initially released on temporary or transitional leave are also included as of their parole or PPS date

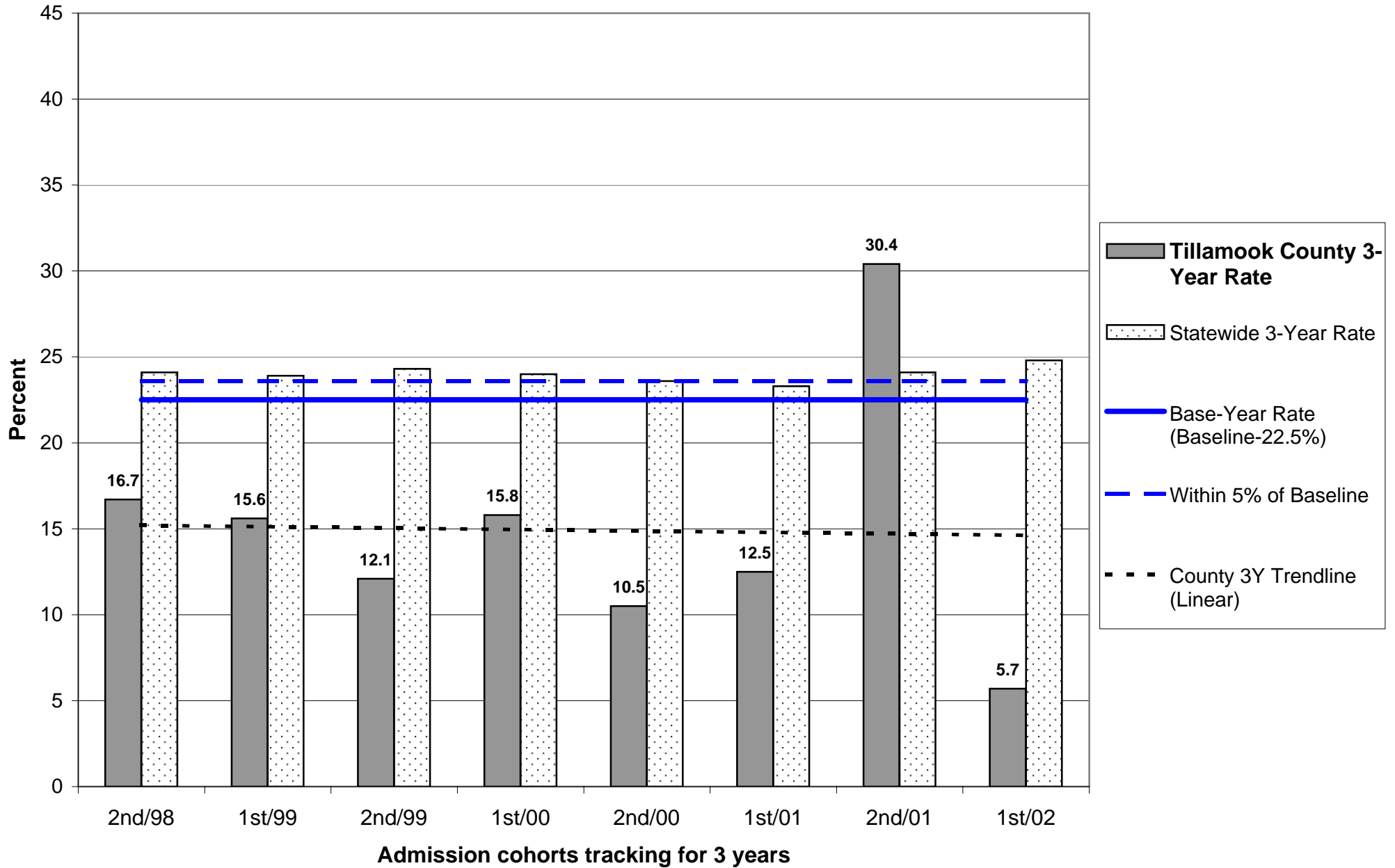
A county's release cohorts are defined as offenders under the county's supervision at the end of the specified number of months following release from incarceration, plus offenders who committed new felonies within that period.

Probation: Recidivism is defined as the total percentage of an admission cohort that was convicted of any felony at any time within the specified number of months after beginning probation

An admission cohort is defined as comprising all individuals who were sentenced for the first time to felony probation during the same six month period. Some offenders have been sentenced to probation more than once. Each new probation admission is considered a separate case

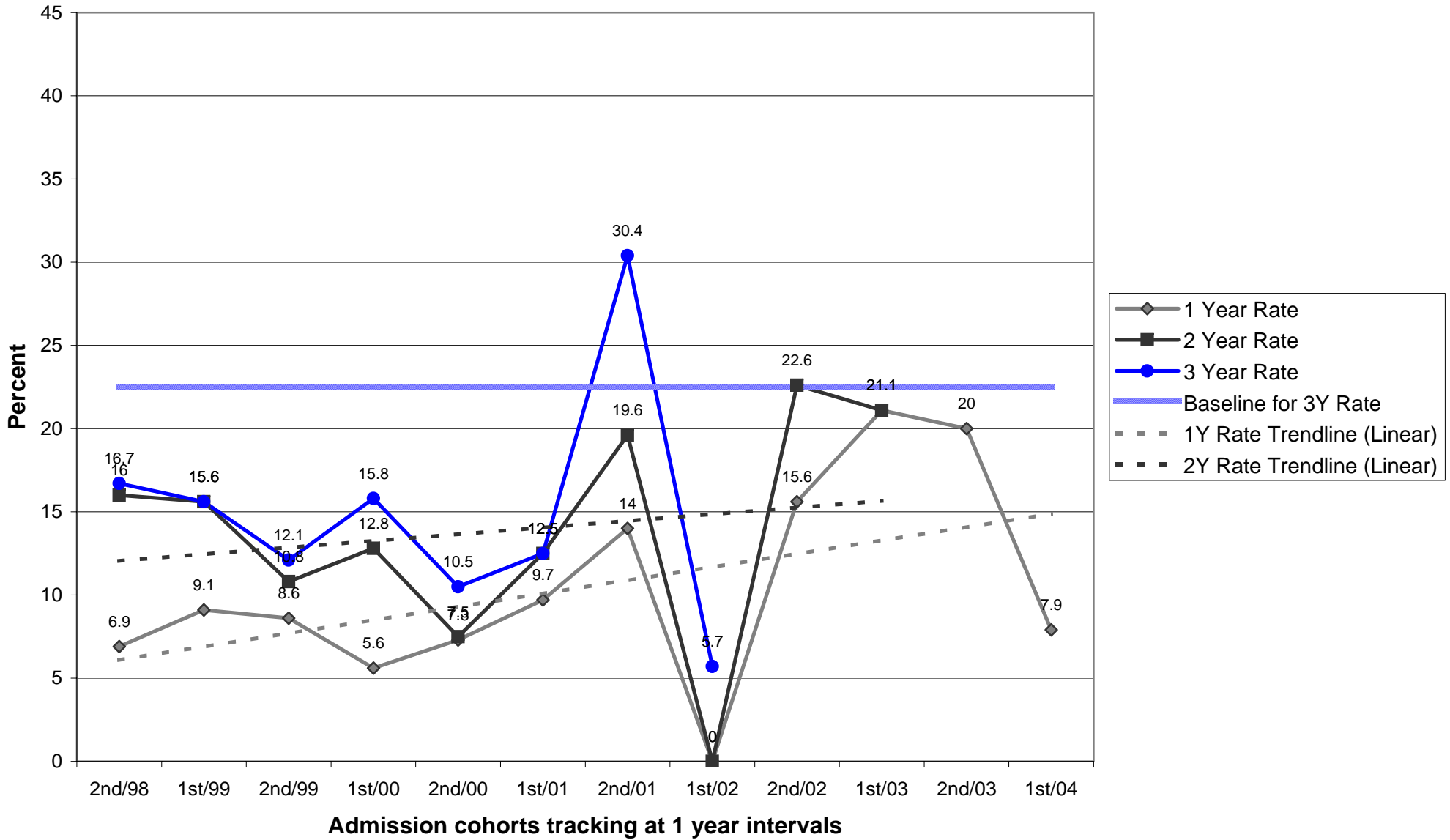
A county's admission cohorts are defined as offenders under the county's supervision at the end of the specified number of months following admission to probation, plus offenders who committed new felonies within that period.

Probation Recidivism Rates - 1st Half 2005



Probation Recidivism Rates - 1st Half 2005

Tillamook County



OREGON DEPARTMENT OF CORRECTIONS
RECIDIVISM OF NEW PAROLEES AND PROBATIONERS
Tri-County (Gilliam/Sherman/Wheeler) - Updated: November 2, 2005

	PAROLE-PPS			PROBATION		
	Cumulative Percent Convicted of Any Felony After First Release to Parole-PPS			Cumulative Percent Convicted of Any Felony After First Sentence to Felony Probation		
	Percent convicted in ...months			Percent convicted in ...months		
Cohort	12	24	36	12	24	36
2nd/94	0.0	0.0	0.0	0.0	0.0	0.0
1st/95	0.0	0.0	0.0	0.0	0.0	0.0
2nd/95	0.0	0.0	0.0	0.0	0.0	0.0
1st/96	0.0	0.0	0.0	0.0	33.3	33.3
2nd/96	0.0	0.0	0.0	16.7	20.0	16.7
1st/97	0.0	0.0	100.0	0.0	0.0	0.0
2nd/97	0.0	0.0	0.0	0.0	7.7	8.3
1st/98	0.0	0.0	0.0	0.0	0.0	0.0
2nd/98	0.0	33.3	50.0	14.3	16.7	33.3
1st/99	25.0	20.0	20.0	14.3	25.0	25.0
2nd/99	0.0	0.0	0.0	0.0	0.0	0.0
1st/00	0.0	0.0	0.0	14.3	11.1	25.0
2nd/00	0.0	16.7	16.7	0.0	0.0	14.3
1st/01	0.0	0.0	0.0	14.3	16.7	16.7
2nd/01	25.0	25.0	33.3	0.0	0.0	0.0
1st/02	0.0	0.0	0.0	12.5	12.5	25.0
2nd/02	0.0	0.0	0.0	0.0	11.1	
1st/03	0.0	0.0	0.0	0.0	0.0	
2nd/03	0.0			9.1		
1st/04	0.0			14.3		

Note: Slight changes from previous reports may occur due to data updating

Parole: Recidivism is defined as the total percentage of a release cohort that was convicted of any felony at any time within the specified number of months following release from prison.

A release cohort is defined as comprising all individuals who were released to parole or PPS during a six month period. It excludes those released from prison following a revocation from parole/PPS. Inmates initially released on temporary or transitional leave are also included as of their parole or PPS date

A county's release cohorts are defined as offenders under the county's supervision at the end of the specified number of months following release from incarceration, plus offenders who committed new felonies within that period.

Probation: Recidivism is defined as the total percentage of an admission cohort that was convicted of any felony at any time within the specified number of months after beginning probation

An admission cohort is defined as comprising all individuals who were sentenced for the first time to felony probation during the same six month period. Some offenders have been sentenced to probation more than once. Each new probation admission is considered a separate case

A county's admission cohorts are defined as offenders under the county's supervision at the end of the specified number of months following admission to probation, plus offenders who committed new felonies within that period.

**OREGON DEPARTMENT OF CORRECTIONS
 RECIDIVISM OF NEW PAROLEES AND PROBATIONERS
 Umatilla/Morrow - Updated: November 2, 2005**

	PAROLE-PPS			PROBATION		
	Cumulative Percent Convicted of Any Felony After First Release to Parole-PPS			Cumulative Percent Convicted of Any Felony After First Sentence to Felony Probation		
	Percent convicted in ...months			Percent convicted in ...months		
Cohort	12	24	36	12	24	36
2nd/94	17.4	29.2	39.1	11.1	24.2	31.2
1st/95	17.2	29.0	38.7	15.7	21.3	27.9
2nd/95	10.5	21.1	30.0	21.7	31.4	37.9
1st/96	25.9	41.4	43.3	18.1	30.5	31.7
2nd/96	12.5	19.6	27.7	9.4	20.3	26.1
1st/97	26.8	38.5	42.5	14.6	20.7	26.0
2nd/97	10.8	27.0	35.1	19.6	29.1	34.7
1st/98	15.8	26.3	28.9	20.3	31.9	37.5
2nd/98	12.5	22.6	21.9	17.9	27.0	32.5
1st/99	12.5	17.1	26.8	15.1	20.7	24.3
2nd/99	8.0	16.0	22.4	14.9	20.4	26.1
1st/00	7.3	13.0	20.8	8.5	19.5	24.2
2nd/00	7.1	21.1	27.3	6.8	10.2	18.3
1st/01	13.0	19.2	24.7	14.5	21.4	24.4
2nd/01	10.2	21.7	28.3	11.5	16.0	25.0
1st/02	5.6	14.5	29.1	15.3	30.1	38.1
2nd/02	12.0	16.7		12.6	20.0	
1st/03	11.6	17.1		14.0	21.9	
2nd/03	4.3			18.0		
1st/04	8.9			11.4		

Note: Slight changes from previous reports may occur due to data updating

Parole: Recidivism is defined as the total percentage of a release cohort that was convicted of any felony at any time within the specified number of months following release from prison.

A release cohort is defined as comprising all individuals who were released to parole or PPS during a six month period. It excludes those released from prison following a revocation from parole/PPS. Inmates initially released on temporary or transitional leave are also included as of their parole or PPS date

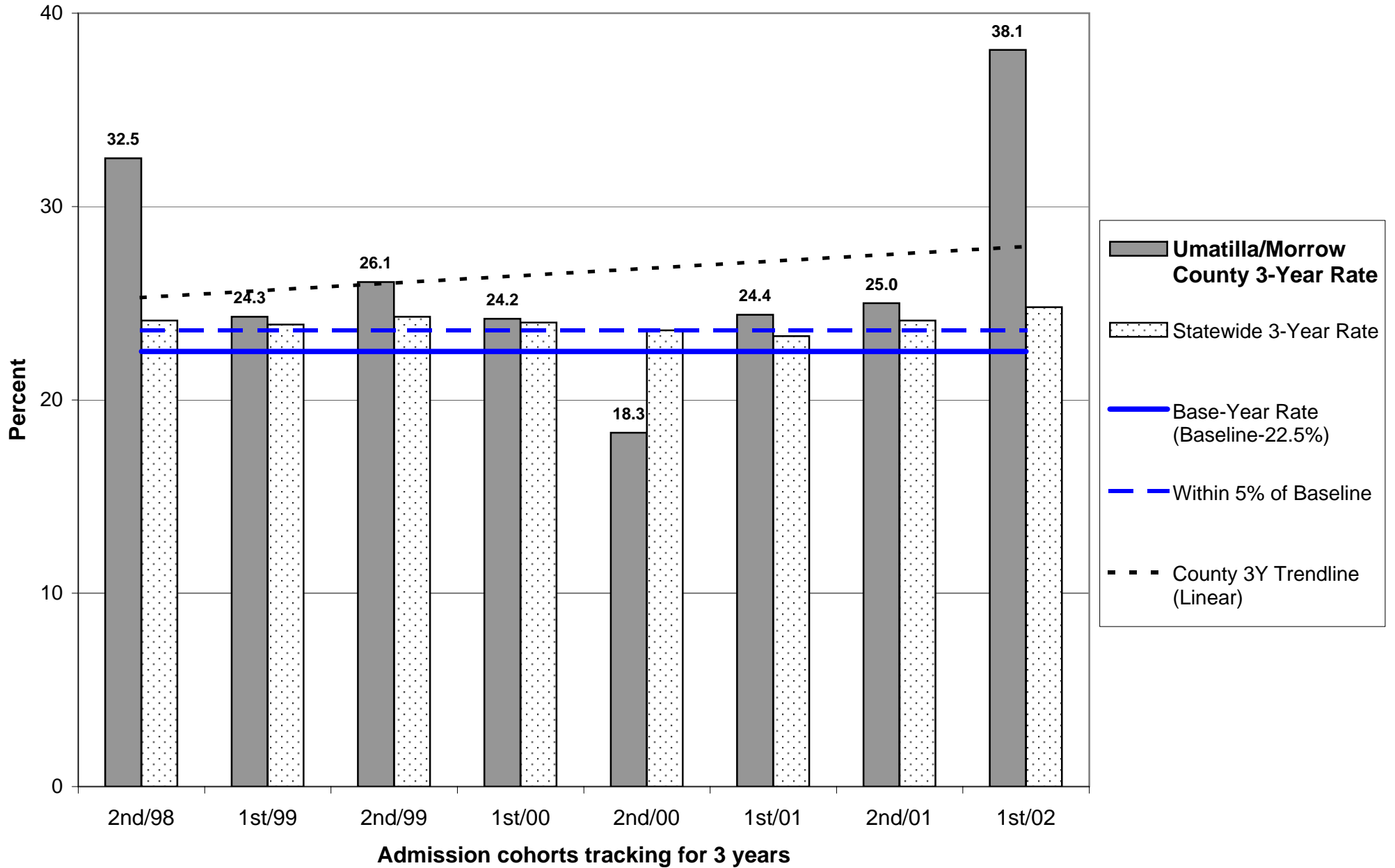
A county's release cohorts are defined as offenders under the county's supervision at the end of the specified number of months following release from incarceration, plus offenders who committed new felonies within that period.

Probation: Recidivism is defined as the total percentage of an admission cohort that was convicted of any felony at any time within the specified number of months after beginning probation

An admission cohort is defined as comprising all individuals who were sentenced for the first time to felony probation during the same six month period. Some offenders have been sentenced to probation more than once. Each new probation admission is considered a separate case

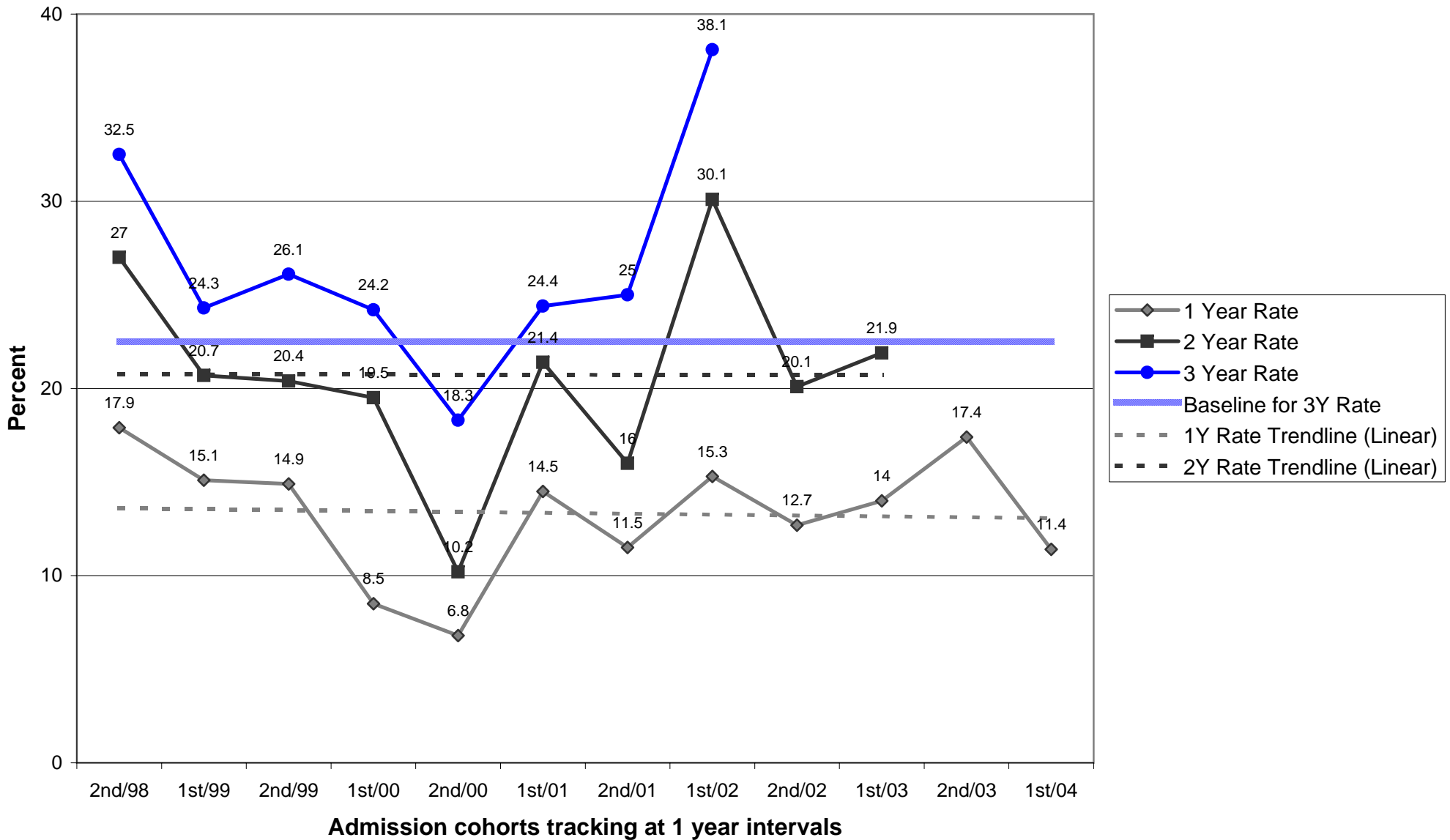
A county's admission cohorts are defined as offenders under the county's supervision at the end of the specified number of months following admission to probation, plus offenders who committed new felonies within that period.

Probation Recidivism Rates - 1st Half 2005

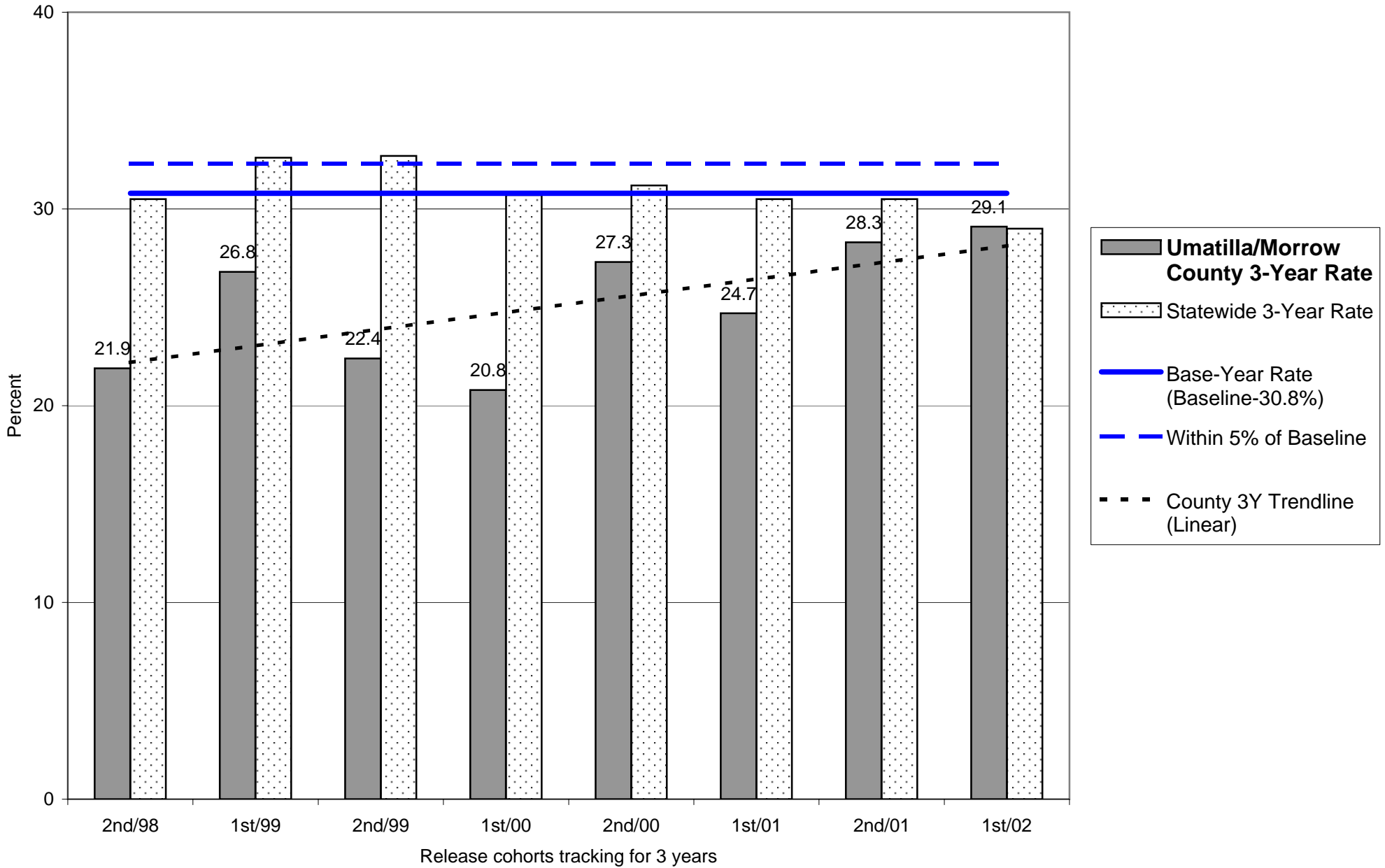


Probation Recidivism Rates - 1st Half 2005

Umatilla/Morrow County

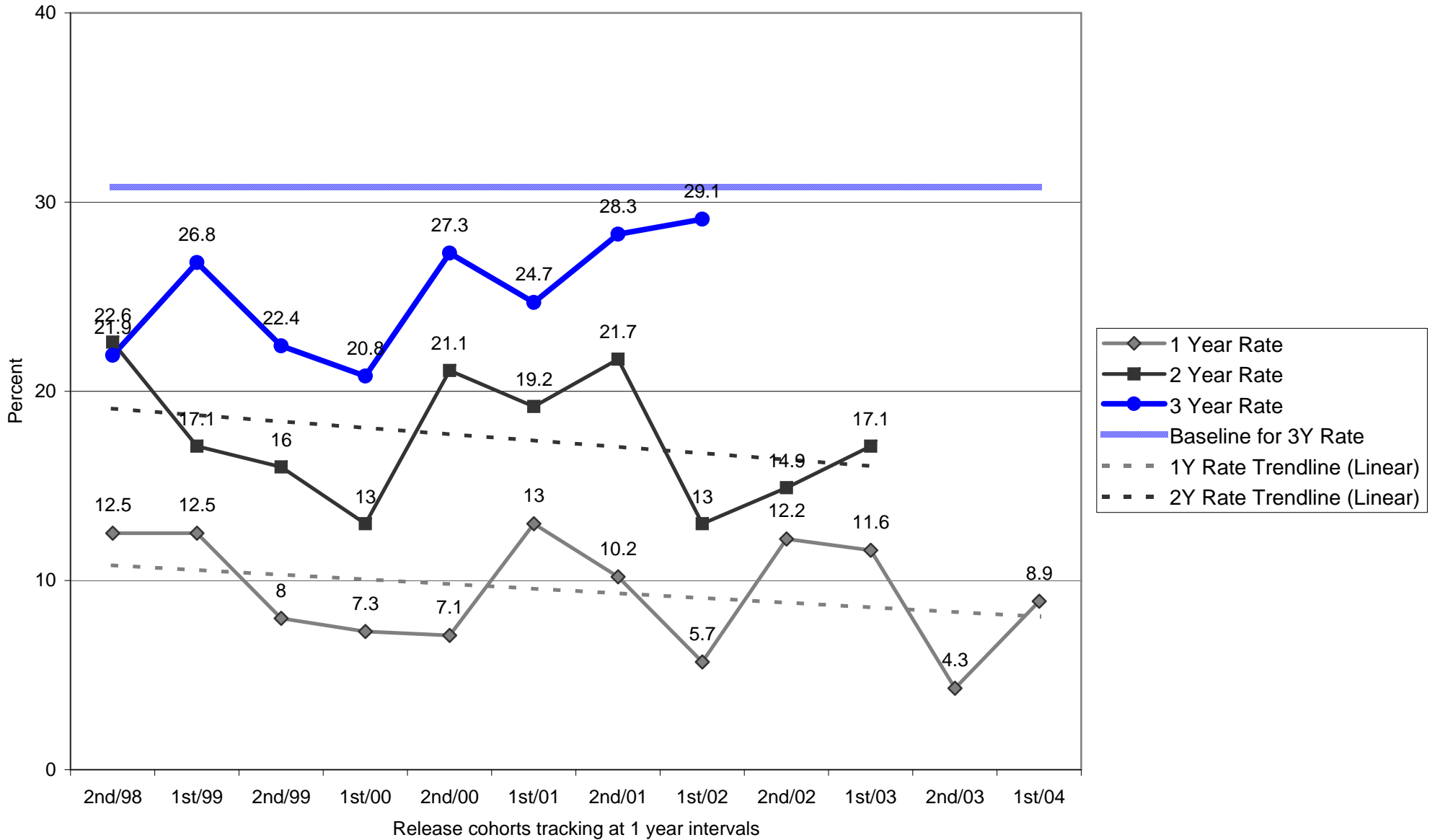


Parole/Post-Prison Supervision Recidivism Rates - 1st Half 2005



Parole/Post-Prison Supervision Recidivism Rates - 1st Half 2005

Umatilla/Morrow County



**OREGON DEPARTMENT OF CORRECTIONS
 RECIDIVISM OF NEW PAROLEES AND PROBATIONERS
 Union/Wallowa - Updated: November 2, 2005**

	PAROLE-PPS			PROBATION		
	Cumulative Percent Convicted of Any Felony After First Release to Parole-PPS			Cumulative Percent Convicted of Any Felony After First Sentence to Felony Probation		
	Percent convicted in ...months			Percent convicted in ...months		
Cohort	12	24	36	12	24	36
2nd/94	0.0	25.0	25.0	3.6	7.4	17.9
1st/95	0.0	40.0	33.3	17.5	27.0	34.2
2nd/95	36.8	52.6	55.0	16.2	35.3	45.7
1st/96	0.0	75.0	50.0	13.5	19.4	27.0
2nd/96	22.2	33.3	40.0	7.1	24.4	34.1
1st/97	28.6	28.6	42.9	16.0	24.5	31.3
2nd/97	40.0	40.0	40.0	11.9	22.2	27.9
1st/98	0.0	0.0	8.3	20.5	25.6	31.6
2nd/98	27.3	36.4	50.0	17.9	32.4	30.8
1st/99	9.5	42.9	57.1	12.5	24.4	26.1
2nd/99	11.1	22.2	27.8	9.1	24.4	26.7
1st/00	5.9	12.5	20.0	20.6	26.5	28.6
2nd/00	15.4	23.1	38.5	15.8	26.3	28.2
1st/01	13.6	20.0	35.0	17.5	26.3	26.3
2nd/01	0.0	27.3	54.5	13.6	21.7	20.8
1st/02	13.3	20.0	33.3	17.0	29.2	31.3
2nd/02	16.7	16.7		4.4	10.9	
1st/03	6.3	18.8		8.1	19.4	
2nd/03	0.0			18.8		
1st/04	0.0			12.0		

Note: Slight changes from previous reports may occur due to data updating

Parole: Recidivism is defined as the total percentage of a release cohort that was convicted of any felony at any time within the specified number of months following release from prison.

A release cohort is defined as comprising all individuals who were released to parole or PPS during a six month period. It excludes those released from prison following a revocation from parole/PPS. Inmates initially released on temporary or transitional leave are also included as of their parole or PPS date

A county's release cohorts are defined as offenders under the county's supervision at the end of the specified number of months following release from incarceration, plus offenders who committed new felonies within that period.

Probation: Recidivism is defined as the total percentage of an admission cohort that was convicted of any felony at any time within the specified number of months after beginning probation

An admission cohort is defined as comprising all individuals who were sentenced for the first time to felony probation during the same six month period. Some offenders have been sentenced to probation more than once. Each new probation admission is considered a separate case

A county's admission cohorts are defined as offenders under the county's supervision at the end of the specified number of months following admission to probation, plus offenders who committed new felonies within that period.

**OREGON DEPARTMENT OF CORRECTIONS
 RECIDIVISM OF NEW PAROLEES AND PROBATIONERS
 Wasco - Updated: November 2, 2005**

	PAROLE-PPS			PROBATION		
	Cumulative Percent Convicted of Any Felony After First Release to Parole-PPS			Cumulative Percent Convicted of Any Felony After First Sentence to Felony Probation		
	Percent convicted in ...months			Percent convicted in ...months		
Cohort	12	24	36	12	24	36
2nd/94	22.2	44.4	44.4	15.6	29.0	33.3
1st/95	28.6	43.8	50.0	19.6	32.7	37.7
2nd/95	35.0	47.6	50.0	11.1	22.7	27.9
1st/96	17.2	36.7	48.4	13.0	21.6	21.6
2nd/96	23.5	35.3	38.9	11.3	19.6	28.8
1st/97	9.1	18.2	23.8	16.4	25.0	25.0
2nd/97	14.3	16.7	40.0	16.2	26.2	28.1
1st/98	0.0	6.7	13.3	13.4	22.2	24.2
2nd/98	20.0	20.0	20.0	13.0	19.6	27.7
1st/99	25.0	33.3	45.5	10.9	15.9	20.5
2nd/99	11.1	27.8	31.6	7.8	9.8	15.4
1st/00	4.2	8.7	13.6	8.3	12.0	11.5
2nd/00	8.7	13.0	17.4	10.7	17.9	17.9
1st/01	15.8	22.2	27.8	3.4	11.1	18.5
2nd/01	12.5	21.7	21.7	5.6	11.1	11.8
1st/02	0.0	9.1	15.0	0.0	7.9	7.9
2nd/02	9.5	17.4		16.7	22.7	
1st/03	0.0	6.3		4.9	15.0	
2nd/03	18.2			11.4		
1st/04	3.3			13.5		

Note: Slight changes from previous reports may occur due to data updating

Parole: Recidivism is defined as the total percentage of a release cohort that was convicted of any felony at any time within the specified number of months following release from prison.

A release cohort is defined as comprising all individuals who were released to parole or PPS during a six month period. It excludes those released from prison following a revocation from parole/PPS. Inmates initially released on temporary or transitional leave are also included as of their parole or PPS date

A county's release cohorts are defined as offenders under the county's supervision at the end of the specified number of months following release from incarceration, plus offenders who committed new felonies within that period.

Probation: Recidivism is defined as the total percentage of an admission cohort that was convicted of any felony at any time within the specified number of months after beginning probation

An admission cohort is defined as comprising all individuals who were sentenced for the first time to felony probation during the same six month period. Some offenders have been sentenced to probation more than once. Each new probation admission is considered a separate case

A county's admission cohorts are defined as offenders under the county's supervision at the end of the specified number of months following admission to probation, plus offenders who committed new felonies within that period.

**OREGON DEPARTMENT OF CORRECTIONS
 RECIDIVISM OF NEW PAROLEES AND PROBATIONERS
 Washington - Updated: November 2, 2005**

	PAROLE-PPS			PROBATION		
	Cumulative Percent Convicted of Any Felony After First Release to Parole-PPS			Cumulative Percent Convicted of Any Felony After First Sentence to Felony Probation		
	Percent convicted in ...months			Percent convicted in ...months		
Cohort	12	24	36	12	24	36
2nd/94	13.6	29.9	33.3	10.6	21.7	25.3
1st/95	15.9	28.0	34.5	17.2	24.6	30.6
2nd/95	18.4	25.0	32.1	10.7	18.6	25.6
1st/96	17.0	26.5	35.4	11.6	22.3	28.8
2nd/96	14.8	30.5	37.5	11.7	19.9	24.7
1st/97	16.5	31.9	39.1	12.8	20.8	23.9
2nd/97	12.6	23.6	27.2	15.4	22.7	27.3
1st/98	14.9	27.6	33.3	14.8	22.9	26.7
2nd/98	14.6	27.6	32.0	11.2	18.4	22.9
1st/99	17.6	29.1	36.8	9.0	16.1	21.0
2nd/99	15.9	23.9	31.5	13.1	19.8	25.3
1st/00	10.7	20.6	31.6	11.2	18.3	21.8
2nd/00	12.3	21.5	30.7	10.3	16.7	21.5
1st/01	15.1	26.9	31.8	9.9	17.8	21.6
2nd/01	14.2	25.3	33.5	11.5	18.3	22.5
1st/02	13.3	22.9	28.8	11.2	18.4	23.1
2nd/02	9.3	17.9		8.2	17.3	
1st/03	8.9	19.5		8.1	16.4	
2nd/03	14.1			14.3		
1st/04	16.0			12.8		

Note: Slight changes from previous reports may occur due to data updating

Parole: Recidivism is defined as the total percentage of a release cohort that was convicted of any felony at any time within the specified number of months following release from prison.

A release cohort is defined as comprising all individuals who were released to parole or PPS during a six month period. It excludes those released from prison following a revocation from parole/PPS. Inmates initially released on temporary or transitional leave are also included as of their parole or PPS date

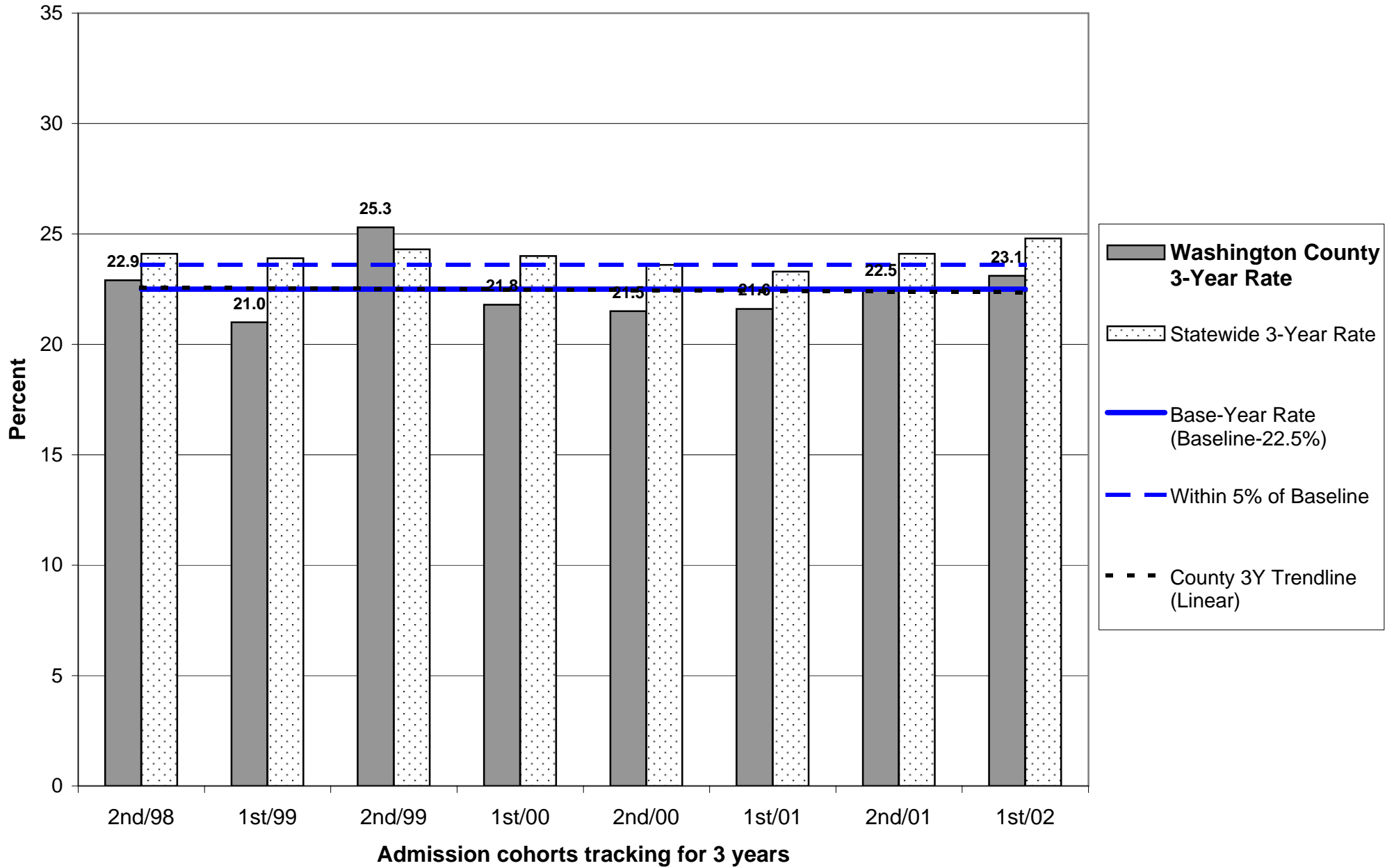
A county's release cohorts are defined as offenders under the county's supervision at the end of the specified number of months following release from incarceration, plus offenders who committed new felonies within that period.

Probation: Recidivism is defined as the total percentage of an admission cohort that was convicted of any felony at any time within the specified number of months after beginning probation

An admission cohort is defined as comprising all individuals who were sentenced for the first time to felony probation during the same six month period. Some offenders have been sentenced to probation more than once. Each new probation admission is considered a separate case

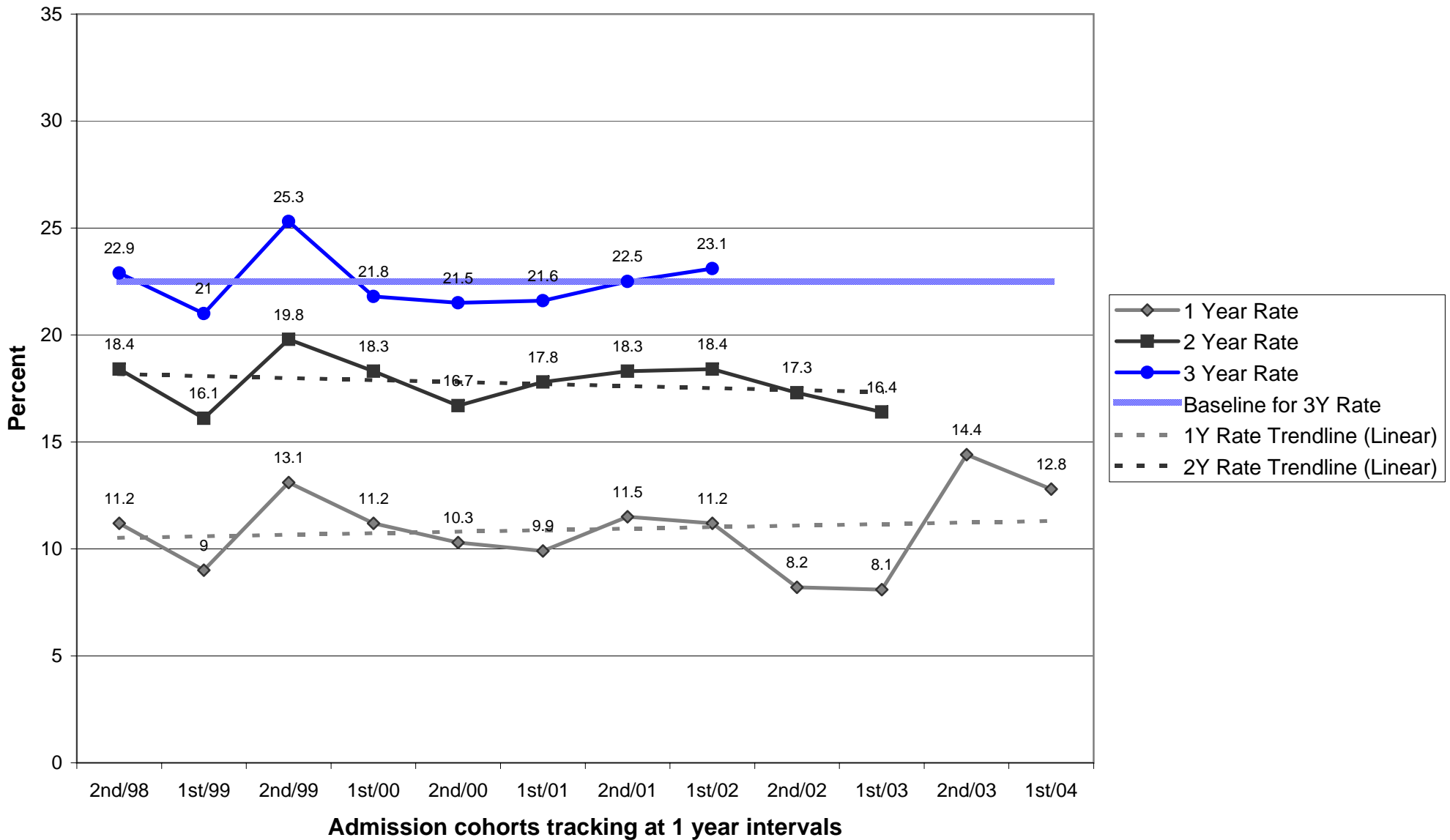
A county's admission cohorts are defined as offenders under the county's supervision at the end of the specified number of months following admission to probation, plus offenders who committed new felonies within that period.

Probation Recidivism Rates - 1st Half 2005

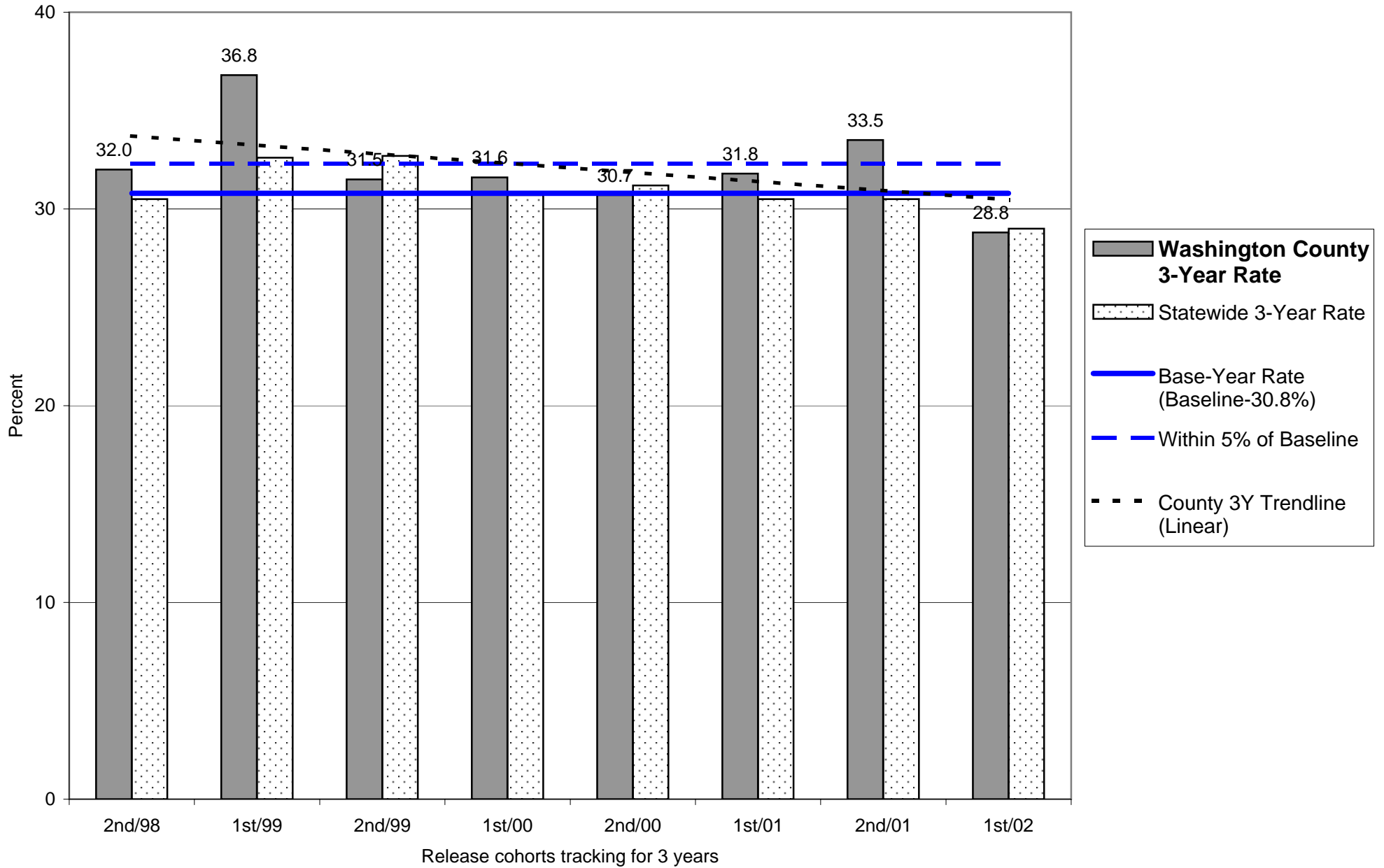


Probation Recidivism Rates - 1st Half 2005

Washington County

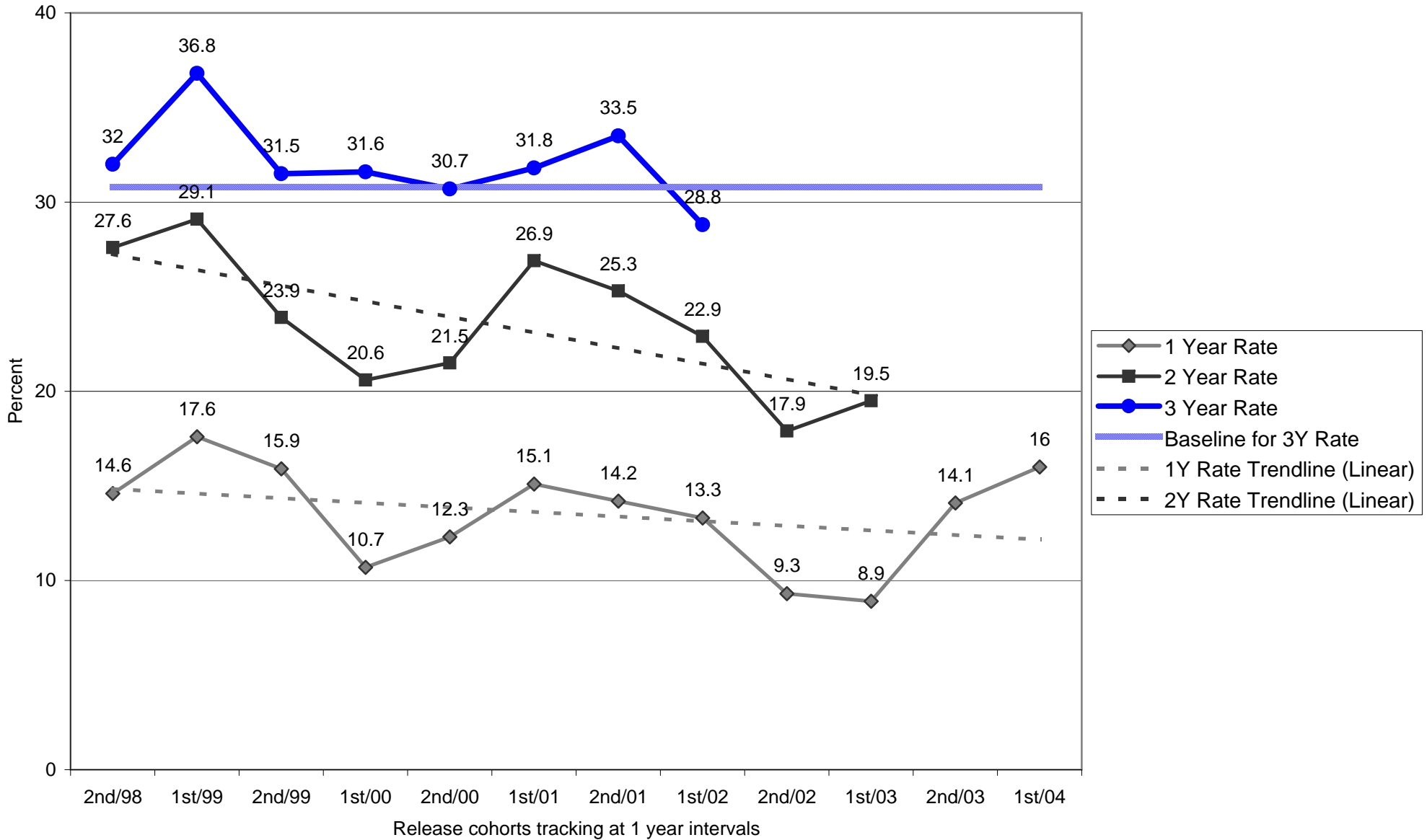


Parole/Post-Prison Supervision Recidivism Rates - 1st Half 2005



Parole/Post-Prison Supervision Recidivism Rates - 1st Half 2005

Washington County



**OREGON DEPARTMENT OF CORRECTIONS
 RECIDIVISM OF NEW PAROLEES AND PROBATIONERS
 Yamhill - Updated: November 2, 2005**

	PAROLE-PPS			PROBATION		
	Cumulative Percent Convicted of Any Felony After First Release to Parole-PPS			Cumulative Percent Convicted of Any Felony After First Sentence to Felony Probation		
	Percent convicted in ...months			Percent convicted in ...months		
Cohort	12	24	36	12	24	36
2nd/94	5.6	23.5	37.5	14.6	20.6	24.5
1st/95	27.8	50.0	58.8	11.5	18.4	23.5
2nd/95	15.2	26.7	33.3	11.4	18.4	24.7
1st/96	11.4	25.8	31.3	12.9	23.1	25.6
2nd/96	8.7	33.3	34.8	14.9	23.6	26.4
1st/97	7.7	21.6	27.0	11.9	19.8	26.0
2nd/97	5.1	19.5	25.0	16.9	21.5	24.7
1st/98	15.0	24.4	41.5	5.9	14.3	16.3
2nd/98	13.5	24.5	33.3	8.4	15.1	17.3
1st/99	10.0	16.0	31.4	8.3	13.3	16.8
2nd/99	15.2	34.0	33.3	7.1	13.4	19.8
1st/00	14.0	26.2	33.3	9.3	21.7	27.4
2nd/00	12.8	27.7	37.0	7.8	9.1	11.5
1st/01	18.9	26.9	34.6	7.9	16.8	20.0
2nd/01	4.4	15.2	23.4	15.0	20.8	24.5
1st/02	11.9	16.7	23.8	13.5	21.0	23.6
2nd/02	11.9	23.2		9.8	16.4	
1st/03	14.3	28.3		12.6	15.9	
2nd/03	23.1			10.4		
1st/04	15.0			15.0		

Note: Slight changes from previous reports may occur due to data updating

Parole: Recidivism is defined as the total percentage of a release cohort that was convicted of any felony at any time within the specified number of months following release from prison.

A release cohort is defined as comprising all individuals who were released to parole or PPS during a six month period. It excludes those released from prison following a revocation from parole/PPS. Inmates initially released on temporary or transitional leave are also included as of their parole or PPS date

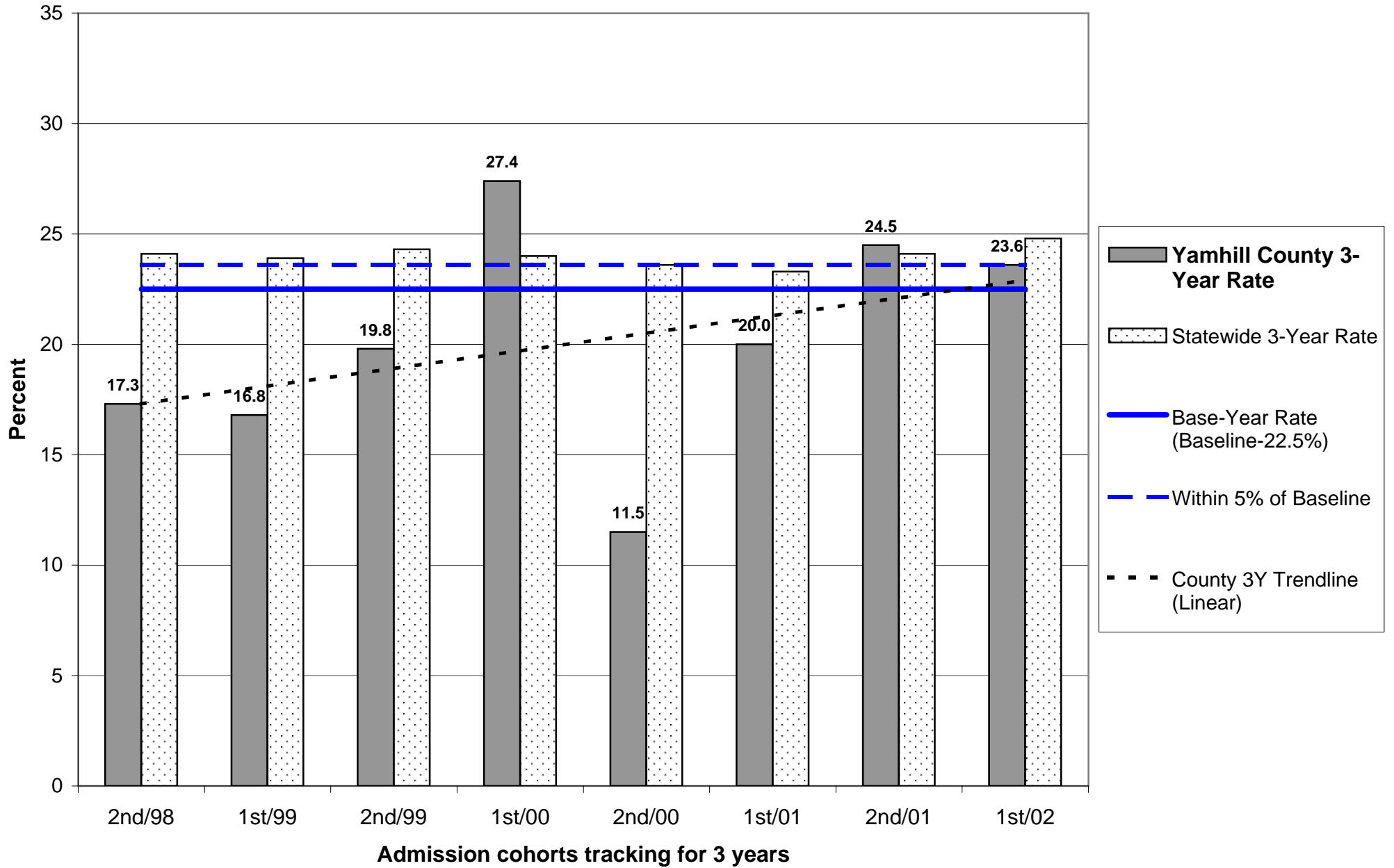
A county's release cohorts are defined as offenders under the county's supervision at the end of the specified number of months following release from incarceration, plus offenders who committed new felonies within that period.

Probation: Recidivism is defined as the total percentage of an admission cohort that was convicted of any felony at any time within the specified number of months after beginning probation

An admission cohort is defined as comprising all individuals who were sentenced for the first time to felony probation during the same six month period. Some offenders have been sentenced to probation more than once. Each new probation admission is considered a separate case

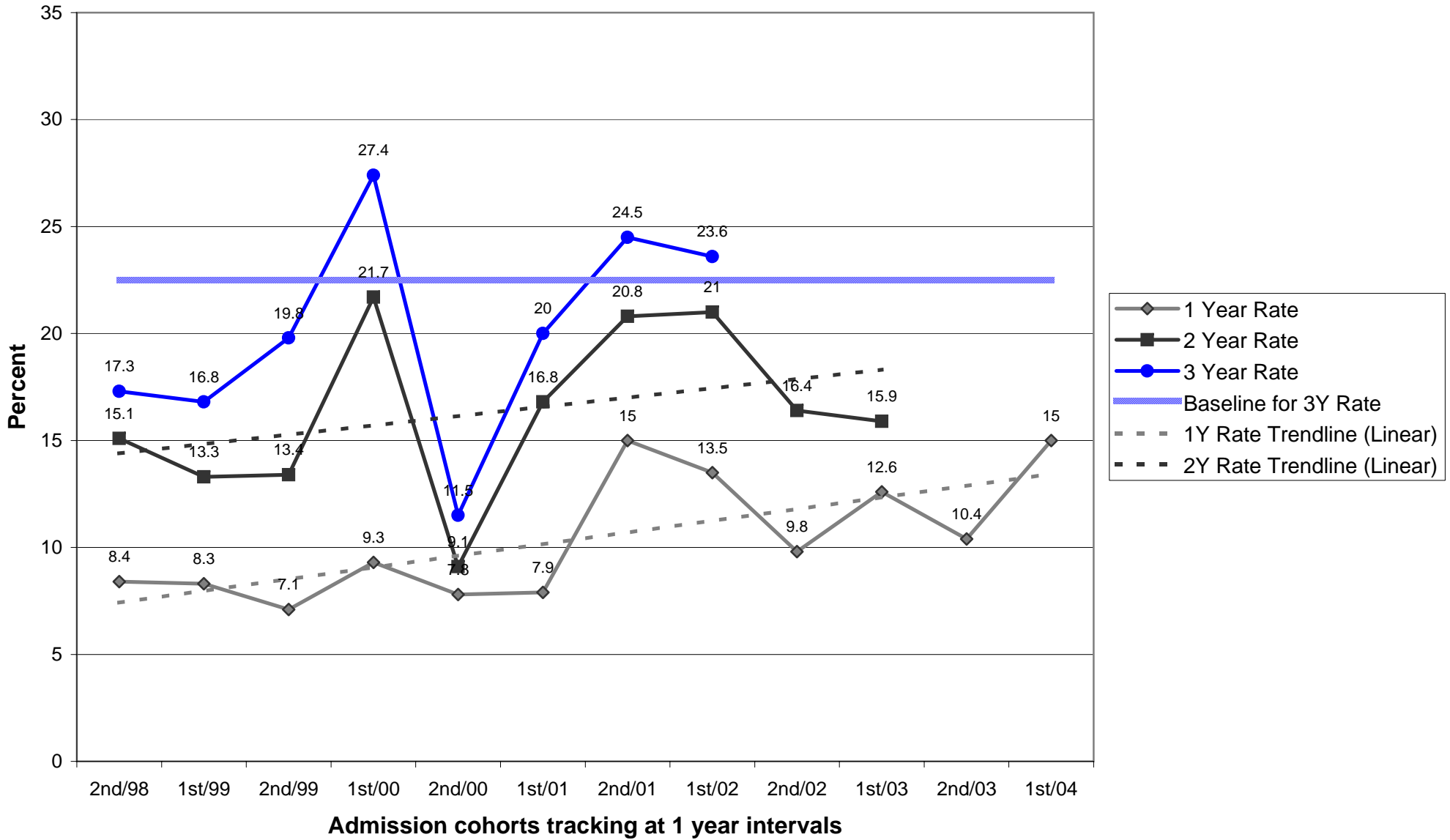
A county's admission cohorts are defined as offenders under the county's supervision at the end of the specified number of months following admission to probation, plus offenders who committed new felonies within that period.

Probation Recidivism Rates - 1st Half 2005

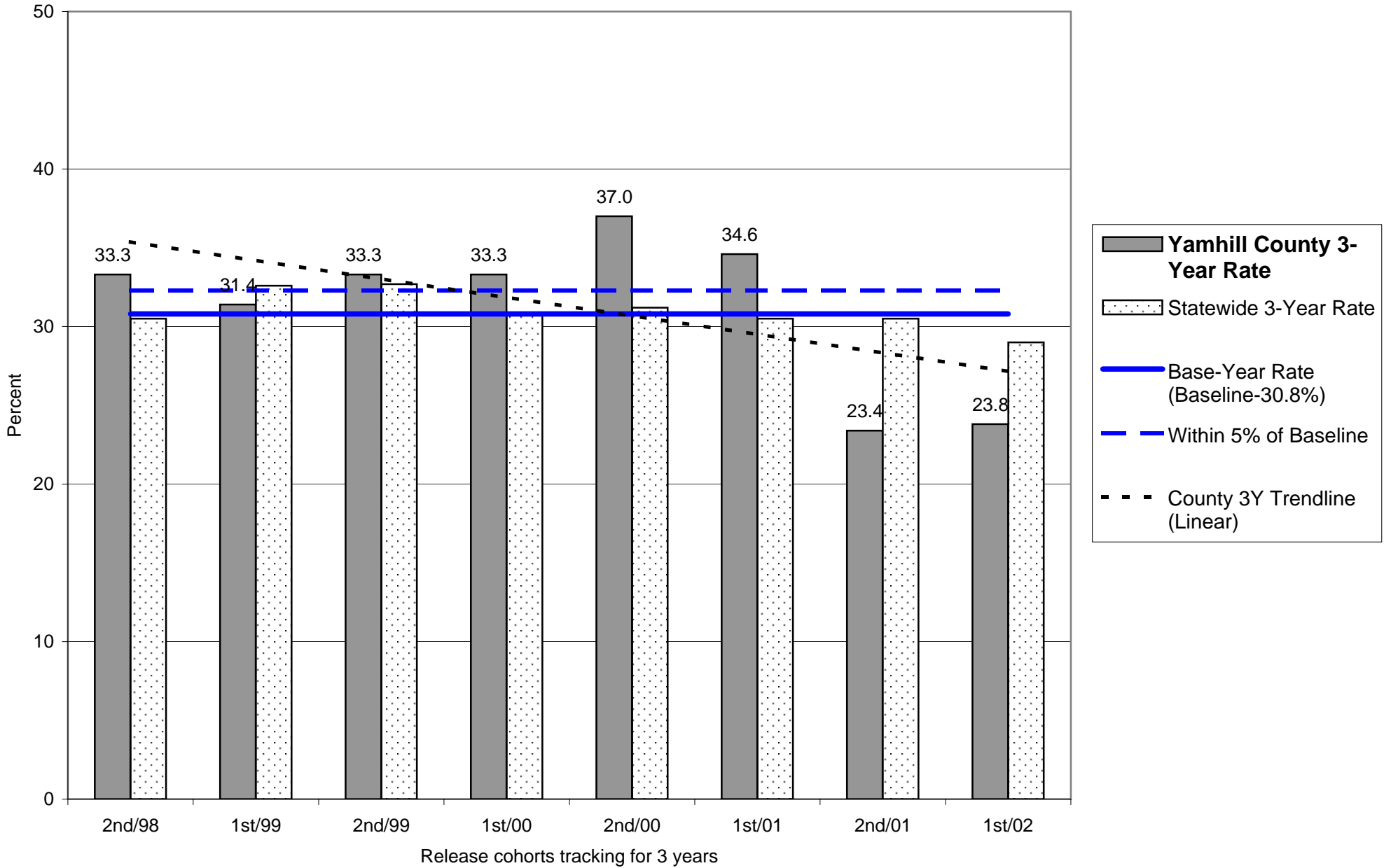


Probation Recidivism Rates - 1st Half 2005

Yamhill County

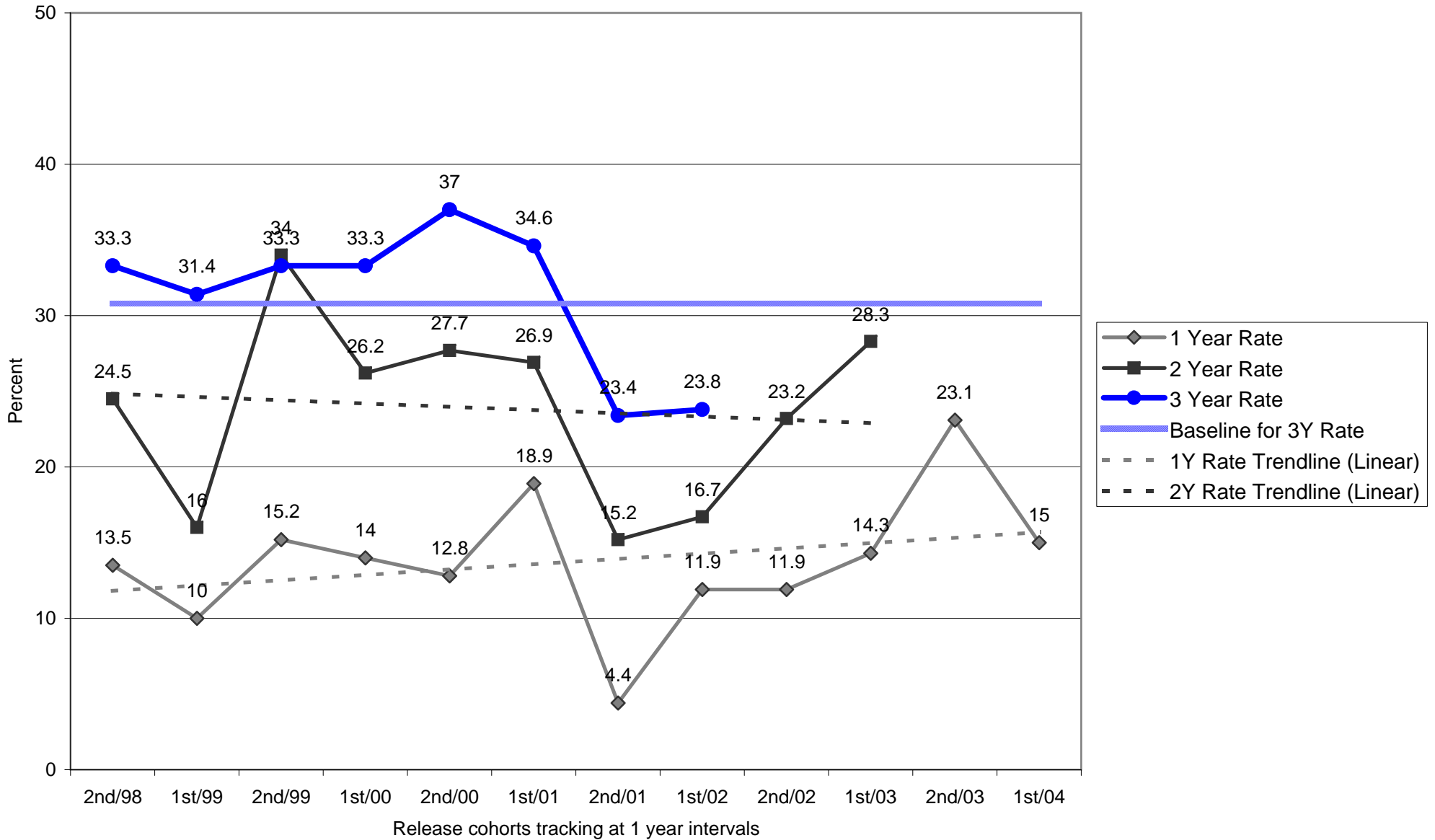


Parole/Post-Prison Supervision Recidivism Rates - 1st Half 2005



Parole/Post-Prison Supervision Recidivism Rates - 1st Half 2005

Yamhill County



DEPARTMENT OF CORRECTIONS
Offender Status Change Report - January through June 2005
Probation - All Initial Risk Scores

County	Positive	Negative			Total	Pet. Positive
		Inmate	Local Control	Discharge*		
BAKER	26	2	6	0	34	76.5
BENTON	38	13	14	1	66	57.6
CLACKAMAS	148	25	57	4	234	63.2
CLATSOP	60	3	23	0	86	69.8
COLUMBIA	36	9	18	3	66	54.5
COOS	87	2	19	0	108	80.6
CROOK	14	2	11	0	27	51.9
CURRY	29	2	2	1	34	85.3
DESCHUTES	115	22	71	0	208	55.3
DOUGLAS	129	9	45	0	183	70.5
GILLIAM/SHERMAN/WHEELER	6	0	1	0	7	85.7
GRANT	8	1	2	0	11	72.7
HARNEY	9	2	3	0	14	64.3
HOOD RIVER	30	4	3	3	40	75.0
JACKSON	223	17	60	4	304	73.4
JEFFERSON	31	3	13	0	47	66.0
JOSEPHINE	91	14	24	0	129	70.5
KLAMATH/LAKE	96	20	19	0	135	71.1
LANE	318	50	179	8	555	57.3
LINCOLN	41	7	32	0	80	51.3
LINN	106	17	51	0	174	60.9
MALHEUR	37	8	22	1	68	54.4
MARION	189	66	112	1	368	51.4
MULTNOMAH	605	88	238	9	940	64.4
Multnomah African American Project	0	0	0	0	0	0.0
Multnomah Central Office	35	15	21	1	72	48.6
Multnomah Centralized Intake	10	19	38	4	71	14.1
Multnomah Clean Court	42	2	23	0	67	62.7
Multnomah DUII Unit	1	0	0	0	1	100.0
Multnomah Domestic Violence Unit	11	3	17	0	31	35.5
Multnomah East Office	24	7	19	0	50	48.0
Multnomah Family Services Unit	18	4	8	0	30	60.0
Multnomah Gang Unit	1	0	0	0	1	100.0
Multnomah Gresham Office	98	4	24	1	127	77.2
Multnomah Mental Health	2	0	2	0	4	50.0
Multnomah North Office	34	19	35	2	90	37.8
Multnomah Reduced Supervision Team	306	9	30	0	345	88.7
Multnomah Sex Offenders	2	0	5	0	7	28.6
Multnomah Southeast	0	0	0	0	0	0.0
Multnomah West Office	21	6	16	1	44	47.7
POLK	41	6	28	0	75	54.7
TILLAMOOK	19	2	10	1	32	59.4
UMATILLA/MORROW	95	8	32	0	135	70.4
UNION/WALLOWA	30	4	5	0	39	76.9
WASCO	32	2	8	0	42	76.2
WASHINGTON	274	33	161	28	496	55.2
YAMHILL	76	14	37	5	132	57.6
UNASSIGNED	0	1	6	0	7	0.0
TOTAL	3,039	456	1,312	69	4,876	62.3

* Negative discharges are RTNS (sentence revoked/terminated-no sanction) and CRTR (probation revoked and sentence closed).
Source Data: DOC Research and Evaluation Unit, 11/02/2005

DEPARTMENT OF CORRECTIONS
Offender Status Change Report - January through June 2005
Probation - High Initial Risk Score

County	Positive	Negative			Total	Pct./Positive
		Inmate	Local/Control	Discharge		
BAKER	0	0	0	0	0	0.0
BENTON	1	0	0	0	1	100.0
CLACKAMAS	4	4	6	1	15	26.7
CLATSOP	4	1	1	0	6	66.7
COLUMBIA	2	0	2	0	4	50.0
COOS	3	0	1	0	4	75.0
CROOK	1	0	2	0	3	33.3
CURRY	2	0	1	0	3	66.7
DESCHUTES	3	1	3	0	7	42.9
DOUGLAS	2	0	7	0	9	22.2
GRANT	0	0	0	0	0	0.0
HARNEY	0	0	1	0	1	0.0
HOOD RIVER	0	0	0	0	0	0.0
JACKSON	4	1	4	0	9	44.4
JEFFERSON	0	0	0	0	0	0.0
JOSEPHINE	3	2	2	0	7	42.9
KLAMATH/LAKE	3	1	1	0	5	60.0
LANE	6	3	14	0	23	26.1
LINCOLN	0	1	3	0	4	0.0
LINN	1	2	9	0	12	8.3
MALHEUR	0	1	2	0	3	0.0
MARION	3	3	3	0	9	33.3
MULTNOMAH	29	13	29	1	72	40.3
Multnomah African American Project	0	0	0	0	0	0.0
Multnomah Central Office	2	3	2	0	7	28.6
Multnomah Centralized Intake	1	2	8	1	12	8.3
Multnomah Clean Court	8	2	8	0	18	44.4
Multnomah DUII Unit	0	0	0	0	0	0.0
Multnomah Domestic Violence Unit	0	0	0	0	0	0.0
Multnomah East Office	1	0	0	0	1	100.0
Multnomah Family Services Unit	0	0	0	0	0	0.0
Multnomah Gang Unit	0	0	0	0	0	0.0
Multnomah Gresham Office	5	0	4	0	9	55.6
Multnomah Mental Health	1	0	0	0	1	100.0
Multnomah North Office	3	3	4	0	10	30.0
Multnomah Reduced Supervision Team	4	0	0	0	4	100.0
Multnomah Sex Offenders	0	0	1	0	1	0.0
Multnomah West Office	4	3	2	0	9	44.4
POLK	0	0	0	0	0	0.0
TILLAMOOK	0	1	0	0	1	0.0
UMATILLA/MORROW	0	0	7	0	7	0.0
UNION/WALLOWA	2	0	1	0	3	66.7
WASCO	1	0	1	0	2	50.0
WASHINGTON	4	1	9	0	14	28.6
YAMHILL	3	0	2	0	5	60.0
UNASSIGNED	0	0	1	0	1	0.0
TOTAL	81	35	112	2	230	35.2

* Negative discharges are RTNS (sentence revoked/terminated-no sanction) and CRTR (probation revoked and sentence closed).
Source Data: DOC Research and Evaluation Unit, 11/02/2005

DEPARTMENT OF CORRECTIONS
Offender Status Change Report - January through June 2005
Probation - Medium Initial Risk Score

County	Positive	Negative			Total	Pct./Positive
		Inmate	Local/Control	Discharge		
BAKER	2	0	4	0	6	33.3
BENTON	3	2	2	1	8	37.5
CLACKAMAS	15	4	15	0	34	44.1
CLATSOP	4	0	3	0	7	57.1
COLUMBIA	2	0	3	1	6	33.3
COOS	13	0	4	0	17	76.5
CROOK	1	0	2	0	3	33.3
CURRY	7	0	1	0	8	87.5
DESCHUTES	10	5	10	0	25	40.0
DOUGLAS	9	2	9	0	20	45.0
GILLIAM/SHERMAN/WHEELER	0	0	0	0	0	0.0
GRANT	2	1	1	0	4	50.0
HARNEY	2	1	1	0	4	50.0
HOOD RIVER	0	1	0	0	1	0.0
JACKSON	27	6	9	1	43	62.8
JEFFERSON	3	0	2	0	5	60.0
JOSEPHINE	1	1	4	0	6	16.7
KLAMATH/LAKE	27	4	5	0	36	75.0
LANE	27	10	30	0	67	40.3
LINCOLN	4	0	7	0	11	36.4
LINN	14	5	5	0	24	58.3
MALHEUR	3	1	1	0	5	60.0
MARION	12	7	11	0	30	40.0
MULTNOMAH	71	25	65	2	163	43.6
Multnomah African American Project	0	0	0	0	0	0.0
Multnomah Central Office	4	5	8	0	17	23.5
Multnomah Centralized Intake	3	7	10	1	21	14.3
Multnomah Clean Court	8	0	3	0	11	72.7
Multnomah DUII Unit	0	0	0	0	0	0.0
Multnomah Domestic Violence Unit	3	0	4	0	7	42.9
Multnomah East Office	7	2	8	0	17	41.2
Multnomah Family Services Unit	5	2	2	0	9	55.6
Multnomah Gang Unit	1	0	0	0	1	100.0
Multnomah Gresham Office	14	0	8	0	22	63.6
Multnomah Mental Health	0	0	1	0	1	0.0
Multnomah North Office	3	6	12	1	22	13.6
Multnomah Reduced Supervision Team	20	1	1	0	22	90.9
Multnomah Sex Offenders	0	0	1	0	1	0.0
Multnomah West Office	3	2	7	0	12	25.0
POLK	4	1	5	0	10	40.0
TILLAMOOK	2	0	1	1	4	50.0
UMATILLA/MORROW	6	1	5	0	12	50.0
UNION/WALLOWA	5	0	1	0	6	83.3
WASCO	3	1	1	0	5	60.0
WASHINGTON	17	9	20	1	47	36.2
YAMHILL	5	2	7	1	15	33.3
UNASSIGNED	0	0	0	0	0	0.0
TOTAL	301	89	234	8	632	47.6

* Negative discharges are RTNS (sentence revoked/terminated-no sanction) and CRTR (probation revoked and sentence closed).
Source Data: DOC Research and Evaluation Unit, 11/02/2005

DEPARTMENT OF CORRECTIONS
Offender Status Change Report - January through June 2005
Probation - Low Initial Risk Score

County	Positive	Negative			Total	Pct./Positive
		Inmate	Local/Control	Discharge		
BAKER	22	2	1	0	25	88.0
BENTON	30	6	8	0	44	68.2
CLACKAMAS	118	9	25	3	155	76.1
CLATSOP	50	2	13	0	65	76.9
COLUMBIA	25	7	7	1	40	62.5
COOS	63	0	10	0	73	86.3
CROOK	11	2	5	0	18	61.1
CURRY	18	2	0	0	20	90.0
DESCHUTES	89	14	50	0	153	58.2
DOUGLAS	106	7	25	0	138	76.8
GILLIAM/SHERMAN/WHEELER	5	0	1	0	6	83.3
GRANT	6	0	1	0	7	85.7
HARNEY	6	1	1	0	8	75.0
HOOD RIVER	28	3	3	3	37	75.7
JACKSON	163	7	39	2	211	77.3
JEFFERSON	25	3	10	0	38	65.8
JOSEPHINE	84	7	14	0	105	80.0
KLAMATH/LAKE	57	13	13	0	83	68.7
LANE	246	25	120	7	398	61.8
LINCOLN	32	4	17	0	53	60.4
LINN	88	9	35	0	132	66.7
MALHEUR	33	4	12	1	50	66.0
MARION	164	50	80	1	295	55.6
MULTNOMAH	463	36	112	4	615	75.3
Multnomah African American Project	0	0	0	0	0	0.0
Multnomah Central Office	21	4	9	1	35	60.0
Multnomah Centralized Intake	4	5	17	2	28	14.3
Multnomah Clean Court	22	0	12	0	34	64.7
Multnomah DUII Unit	1	0	0	0	1	100.0
Multnomah Domestic Violence Unit	8	3	12	0	23	34.8
Multnomah East Office	16	4	3	0	23	69.6
Multnomah Family Services Unit	12	2	3	0	17	70.6
Multnomah Gang Unit	0	0	0	0	0	0.0
Multnomah Gresham Office	76	4	11	1	92	82.6
Multnomah Mental Health	1	0	0	0	1	100.0
Multnomah North Office	20	7	11	0	38	52.6
Multnomah Reduced Supervision Team	271	7	26	0	304	89.1
Multnomah Sex Offenders	1	0	3	0	4	25.0
Multnomah West Office	10	0	5	0	15	66.7
POLK	33	3	23	0	59	55.9
TILLAMOOK	16	0	6	0	22	72.7
UMATILLA/MORROW	87	5	18	0	110	79.1
UNION/WALLOWA	21	3	3	0	27	77.8
WASCO	22	0	3	0	25	88.0
WASHINGTON	203	18	93	17	331	61.3
YAMHILL	63	9	24	3	99	63.6
UNASSIGNED	0	1	4	0	5	0.0
TOTAL	2,377	252	776	42	3,447	69.0

* Negative discharges are RTNS (sentence revoked/terminated-no sanction) and CRTR (probation revoked and sentence closed).
Source Data: DOC Research and Evaluation Unit, 11/02/2005

DEPARTMENT OF CORRECTIONS
Offender Status Change Report - January through June 2005
Probation - No Initial Risk Score

County	Positive	Negative			Total	Pct./Positive
		Inmate	Local/Control	Discharge		
BAKER	2	0	1	0	3	66.7
BENTON	4	5	4	0	13	30.8
CLACKAMAS	11	8	11	0	30	36.7
CLATSOP	2	0	6	0	8	25.0
COLUMBIA	7	2	6	1	16	43.8
COOS	8	2	4	0	14	57.1
CROOK	1	0	2	0	3	33.3
CURRY	2	0	0	1	3	66.7
DESCHUTES	13	2	8	0	23	56.5
DOUGLAS	12	0	4	0	16	75.0
GILLIAM/SHERMAN/WHEELER	1	0	0	0	1	100.0
GRANT	0	0	0	0	0	0.0
HARNEY	1	0	0	0	1	100.0
HOOD RIVER	2	0	0	0	2	100.0
JACKSON	29	3	8	1	41	70.7
JEFFERSON	3	0	1	0	4	75.0
JOSEPHINE	3	4	4	0	11	27.3
KLAMATH/LAKE	9	2	0	0	11	81.8
LANE	39	12	15	1	67	58.2
LINCOLN	5	2	5	0	12	41.7
LINN	3	1	2	0	6	50.0
MALHEUR	1	2	7	0	10	10.0
MARION	10	6	18	0	34	29.4
MULTNOMAH	42	14	32	2	90	46.7
Multnomah African American Project	0	0	0	0	0	0.0
Multnomah Central Office	8	3	2	0	13	61.5
Multnomah Centralized Intake	2	5	3	0	10	20.0
Multnomah Clean Court	4	0	0	0	4	100.0
Multnomah DUII Unit	0	0	0	0	0	0.0
Multnomah Domestic Violence Unit	0	0	1	0	1	0.0
Multnomah East Office	0	1	8	0	9	0.0
Multnomah Family Services Unit	1	0	3	0	4	25.0
Multnomah Gang Unit	0	0	0	0	0	0.0
Multnomah Gresham Office	3	0	1	0	4	75.0
Multnomah Mental Health	0	0	1	0	1	0.0
Multnomah North Office	8	3	8	1	20	40.0
Multnomah Reduced Supervision Team	11	1	3	0	15	73.3
Multnomah Sex Offenders	1	0	0	0	1	100.0
Multnomah Southeast	0	0	0	0	0	0.0
Multnomah West Office	4	1	2	1	8	50.0
POLK	4	2	0	0	6	66.7
TILLAMOOK	1	1	3	0	5	20.0
UMATILLA/MORROW	2	2	2	0	6	33.3
UNION/WALLOWA	2	1	0	0	3	66.7
WASCO	6	1	3	0	10	60.0
WASHINGTON	50	5	39	10	104	48.1
YAMHILL	5	3	4	1	13	38.5
UNASSIGNED	0	0	1	0	1	0.0
TOTAL	280	80	190	17	567	49.4

* Negative discharges are RTNS (sentence revoked/terminated-no sanction) and CRTR (probation revoked and sentence closed).
Source Data: DOC Research and Evaluation Unit, 11/02/2005

DEPARTMENT OF CORRECTIONS
Offender Status Change Report - January through June 2005
Parole and Post Prison Supervision - All Initial Risk Scores

County	Positive	Negative			Total	Pct./Positive
		Inmate	Local/Control	Discharge		
BAKER	10	0	0	0	10	100.0
BENTON	24	7	7	0	38	63.2
CLACKAMAS	107	31	17	1	156	68.6
CLATSOP	27	10	10	0	47	57.4
COLUMBIA	31	7	13	1	52	59.6
COOS	35	3	5	0	43	81.4
CROOK	12	0	1	0	13	92.3
CURRY	12	1	1	0	14	85.7
DESCHUTES	67	25	39	2	133	50.4
DOUGLAS	66	10	26	1	103	64.1
GILLIAM/SHERMAN/WHEELER	3	0	1	0	4	75.0
GRANT	0	0	2	0	2	0.0
HARNEY	5	1	0	0	6	83.3
HOOD RIVER	4	0	3	0	7	57.1
JACKSON	85	19	59	0	163	52.1
JEFFERSON	23	8	4	0	35	65.7
JOSEPHINE	56	20	11	0	87	64.4
KLAMATH/LAKE	32	12	7	0	51	62.7
LANE	201	51	94	0	346	58.1
LINCOLN	35	10	6	0	51	68.6
LINN	85	29	38	0	152	55.9
MALHEUR	26	2	28	1	57	45.6
MARION	238	94	47	1	380	62.6
MULTNOMAH	562	140	247	6	955	58.8
Multnomah African American Project	0	1	1	0	2	0.0
Multnomah CCC Parole Transition Project	0	0	0	0	0	0.0
Multnomah Central Office	78	19	29	1	127	61.4
Multnomah Centralized Intake	13	12	9	0	34	38.2
Multnomah Clean Court	6	5	10	0	21	28.6
Multnomah DUII Unit	7	1	3	0	11	63.6
Multnomah Domestic Violence Unit	9	6	10	1	26	34.6
Multnomah East Office	67	15	40	0	122	54.9
Multnomah Family Services Unit	9	0	3	0	12	75.0
Multnomah Gang Unit	6	2	4	0	12	50.0
Multnomah Gresham Office	124	18	18	1	161	77.0
Multnomah Mental Health	1	0	0	0	1	100.0
Multnomah North Office	108	36	75	1	220	49.1
Multnomah Reduced Supervision Team	61	3	1	0	65	93.8
Multnomah Sex Offenders	2	1	7	0	10	20.0
Multnomah Southeast	0	0	0	0	0	0.0
Multnomah Special Supervision Team	0	1	4	0	5	0.0
Multnomah West Office	71	20	33	2	126	56.3
POLK	34	4	7	0	45	75.6
TILLAMOOK	25	3	5	0	33	75.8
UMATILLA/MORROW	37	11	29	0	77	48.1
UNION/WALLOWA	10	6	2	0	18	55.6
WASCO	16	4	2	0	22	72.7
WASHINGTON	195	43	84	8	330	59.1
YAMHILL	33	14	12	1	60	55.0
UNASSIGNED	0	0	1	0	1	0.0
TOTAL	2,096	565	808	22	3,491	60.0

* Negative discharges are RTNS (sentence revoked/terminated-no sanction) and CRTR (probation revoked and sentence closed).
Source Data: DOC Research and Evaluation Unit, 11/02/2005

DEPARTMENT OF CORRECTIONS
Offender Status Change Report - January through June 2005
Parole and Post Prison Supervision - High Initial Risk Score

County	Positive	Negative			Total	Pct./Positive
		Inmate	Local/Control	Discharge		
BAKER	2	0	0	0	2	100.0
BENTON	1	4	2	0	7	14.3
CLACKAMAS	22	5	3	0	30	73.3
CLATSOP	1	2	2	0	5	20.0
COLUMBIA	1	2	5	0	8	12.5
COOS	4	0	1	0	5	80.0
CROOK	2	0	0	0	2	100.0
CURRY	3	1	0	0	4	75.0
DESCHUTES	7	4	10	0	21	33.3
DOUGLAS	13	1	5	0	19	68.4
GILLIAM/SHERMAN/WHEELER	3	0	0	0	3	100.0
GRANT	0	0	1	0	1	0.0
HARNEY	0	0	0	0	0	0.0
HOOD RIVER	1	0	0	0	1	100.0
JACKSON	10	3	13	0	26	38.5
JEFFERSON	0	0	1	0	1	0.0
JOSEPHINE	4	4	3	0	11	36.4
KLAMATH/LAKE	3	4	0	0	7	42.9
LANE	22	8	12	0	42	52.4
LINCOLN	4	2	1	0	7	57.1
LINN	15	9	11	0	35	42.9
MALHEUR	1	1	9	0	11	9.1
MARION	44	30	9	0	83	53.0
MULTNOMAH	102	23	55	1	181	56.4
Multnomah African American Project	0	0	0	0	0	0.0
Multnomah Central Office	11	5	4	0	20	55.0
Multnomah Centralized Intake	0	1	4	0	5	0.0
Multnomah Clean Court	2	0	1	0	3	66.7
Multnomah DUII Unit	4	0	2	0	6	66.7
Multnomah Domestic Violence Unit	1	1	4	0	6	16.7
Multnomah East Office	12	3	10	0	25	48.0
Multnomah Family Services Unit	2	0	0	0	2	100.0
Multnomah Gang Unit	0	1	1	0	2	0.0
Multnomah Gresham Office	15	1	1	0	17	88.2
Multnomah Mental Health	0	0	0	0	0	0.0
Multnomah North Office	24	7	15	0	46	52.2
Multnomah Reduced Supervision Team	8	0	0	0	8	100.0
Multnomah Sex Offenders	0	0	1	0	1	0.0
Multnomah Special Supervision Team	0	1	0	0	1	0.0
Multnomah West Office	23	3	12	1	39	59.0
POLK	1	0	1	0	2	50.0
TILLAMOOK	1	1	0	0	2	50.0
UMATILLA/MORROW	2	2	3	0	7	28.6
UNION/WALLOWA	0	0	0	0	0	0.0
WASCO	3	1	0	0	4	75.0
WASHINGTON	29	9	23	2	63	46.0
YAMHILL	3	2	3	1	9	33.3
UNASSIGNED	0	0	0	0	0	0.0
TOTAL	304	118	173	4	599	50.8

* Negative discharges are RTNS (sentence revoked/terminated-no sanction) and CRTR (probation revoked and sentence closed).
Source Data: DOC Research and Evaluation Unit, 11/02/2005

DEPARTMENT OF CORRECTIONS
Offender Status Change Report - January through June 2005
Parole and Post Prison Supervision - Medium Initial Risk Score

County	Positive	Negative			Total	Pct./Positive
		Inmate	Local/Control	Discharge		
BAKER	1	0	0	0	1	100.0
BENTON	5	0	0	0	5	100.0
CLACKAMAS	23	8	6	0	37	62.2
CLATSOP	4	3	4	0	11	36.4
COLUMBIA	6	0	0	0	6	100.0
COOS	15	1	0	0	16	93.8
CROOK	2	0	0	0	2	100.0
CURRY	2	0	0	0	2	100.0
DESCHUTES	16	7	13	0	36	44.4
DOUGLAS	8	6	4	0	18	44.4
GILLIAM/SHERMAN/WHEELER	0	0	0	0	0	0.0
GRANT	0	0	0	0	0	0.0
HARNEY	2	0	0	0	2	100.0
HOOD RIVER	0	0	2	0	2	0.0
JACKSON	10	3	11	0	24	41.7
JEFFERSON	7	2	1	0	10	70.0
JOSEPHINE	18	7	0	0	25	72.0
KLAMATH/LAKE	4	3	3	0	10	40.0
LANE	58	10	19	0	87	66.7
LINCOLN	11	2	2	0	15	73.3
LINN	27	10	12	0	49	55.1
MALHEUR	2	0	1	1	4	50.0
MARION	54	26	15	1	96	56.3
MULTNOMAH	142	30	48	1	221	64.3
Multnomah African American Project	0	0	0	0	0	0.0
Multnomah Central Office	18	4	6	0	28	64.3
Multnomah Centralized Intake	1	1	3	0	5	20.0
Multnomah Clean Court	1	0	3	0	4	25.0
Multnomah DUII Unit	1	0	1	0	2	50.0
Multnomah Domestic Violence Unit	1	3	2	1	7	14.3
Multnomah East Office	19	5	8	0	32	59.4
Multnomah Family Services Unit	3	0	0	0	3	100.0
Multnomah Gang Unit	0	0	2	0	2	0.0
Multnomah Gresham Office	38	3	3	0	44	86.4
Multnomah Mental Health	1	0	0	0	1	100.0
Multnomah North Office	32	10	12	0	54	59.3
Multnomah Reduced Supervision Team	19	1	0	0	20	95.0
Multnomah Sex Offenders	0	1	2	0	3	0.0
Multnomah Southeast	0	0	0	0	0	0.0
Multnomah Special Supervision Team	0	0	0	0	0	0.0
Multnomah West Office	8	2	6	0	16	50.0
POLK	5	1	2	0	8	62.5
TILLAMOOK	9	0	1	0	10	90.0
UMATILLA/MORROW	10	2	4	0	16	62.5
UNION/WALLOWA	2	1	1	0	4	50.0
WASCO	2	0	0	0	2	100.0
WASHINGTON	32	13	16	0	61	52.5
YAMHILL	10	3	1	0	14	71.4
UNASSIGNED	0	0	0	0	0	0.0
TOTAL	487	138	166	3	794	61.3

* Negative discharges are RTNS (sentence revoked/terminated-no sanction) and CRTR (probation revoked and sentence closed).
Source Data: DOC Research and Evaluation Unit, 11/02/2005

DEPARTMENT OF CORRECTIONS
Offender Status Change Report - January through June 2005
Parole and Post Prison Supervision - Low Initial Risk Score

County	Positive	Negative			Total	Pct./Positive
		Inmate	Local/Control	Discharge		
BAKER	3	0	0	0	3	100.0
BENTON	6	1	0	0	7	85.7
CLACKAMAS	26	6	1	0	33	78.8
CLATSOP	9	2	1	0	12	75.0
COLUMBIA	12	0	1	0	13	92.3
COOS	5	0	1	0	6	83.3
CROOK	2	0	0	0	2	100.0
CURRY	2	0	0	0	2	100.0
DESCHUTES	19	3	4	1	27	70.4
DOUGLAS	10	0	4	1	15	66.7
GILLIAM/SHERMAN/WHEELER	0	0	0	0	0	0.0
GRANT	0	0	0	0	0	0.0
HARNEY	1	1	0	0	2	50.0
HOOD RIVER	0	0	1	0	1	0.0
JACKSON	23	4	4	0	31	74.2
JEFFERSON	7	1	0	0	8	87.5
JOSEPHINE	20	6	3	0	29	69.0
KLAMATH/LAKE	10	4	2	0	16	62.5
LANE	52	9	12	0	73	71.2
LINCOLN	10	2	1	0	13	76.9
LINN	17	2	3	0	22	77.3
MALHEUR	13	0	4	0	17	76.5
MARION	60	11	5	0	76	78.9
MULTNOMAH	116	26	33	1	176	65.9
Multnomah African American Project	0	1	0	0	1	0.0
Multnomah Central Office	16	3	2	0	21	76.2
Multnomah Centralized Intake	1	3	0	0	4	25.0
Multnomah Clean Court	2	0	2	0	4	50.0
Multnomah DUII Unit	2	0	0	0	2	100.0
Multnomah Domestic Violence Unit	1	0	2	0	3	33.3
Multnomah East Office	12	2	4	0	18	66.7
Multnomah Family Services Unit	1	0	1	0	2	50.0
Multnomah Gang Unit	5	0	1	0	6	83.3
Multnomah Gresham Office	31	3	5	0	39	79.5
Multnomah Mental Health	0	0	0	0	0	0.0
Multnomah North Office	16	7	10	1	34	47.1
Multnomah Reduced Supervision Team	17	1	0	0	18	94.4
Multnomah Sex Offenders	0	0	2	0	2	0.0
Multnomah Special Supervision Team	0	0	0	0	0	0.0
Multnomah West Office	12	6	4	0	22	54.5
POLK	11	1	0	0	12	91.7
TILLAMOOK	5	1	2	0	8	62.5
UMATILLA/MORROW	8	2	4	0	14	57.1
UNION/WALLOWA	4	3	0	0	7	57.1
WASCO	4	2	0	0	6	66.7
WASHINGTON	36	8	6	1	51	70.6
YAMHILL	4	1	2	0	7	57.1
UNASSIGNED	0	0	1	0	1	0.0
TOTAL	495	96	95	4	690	71.7

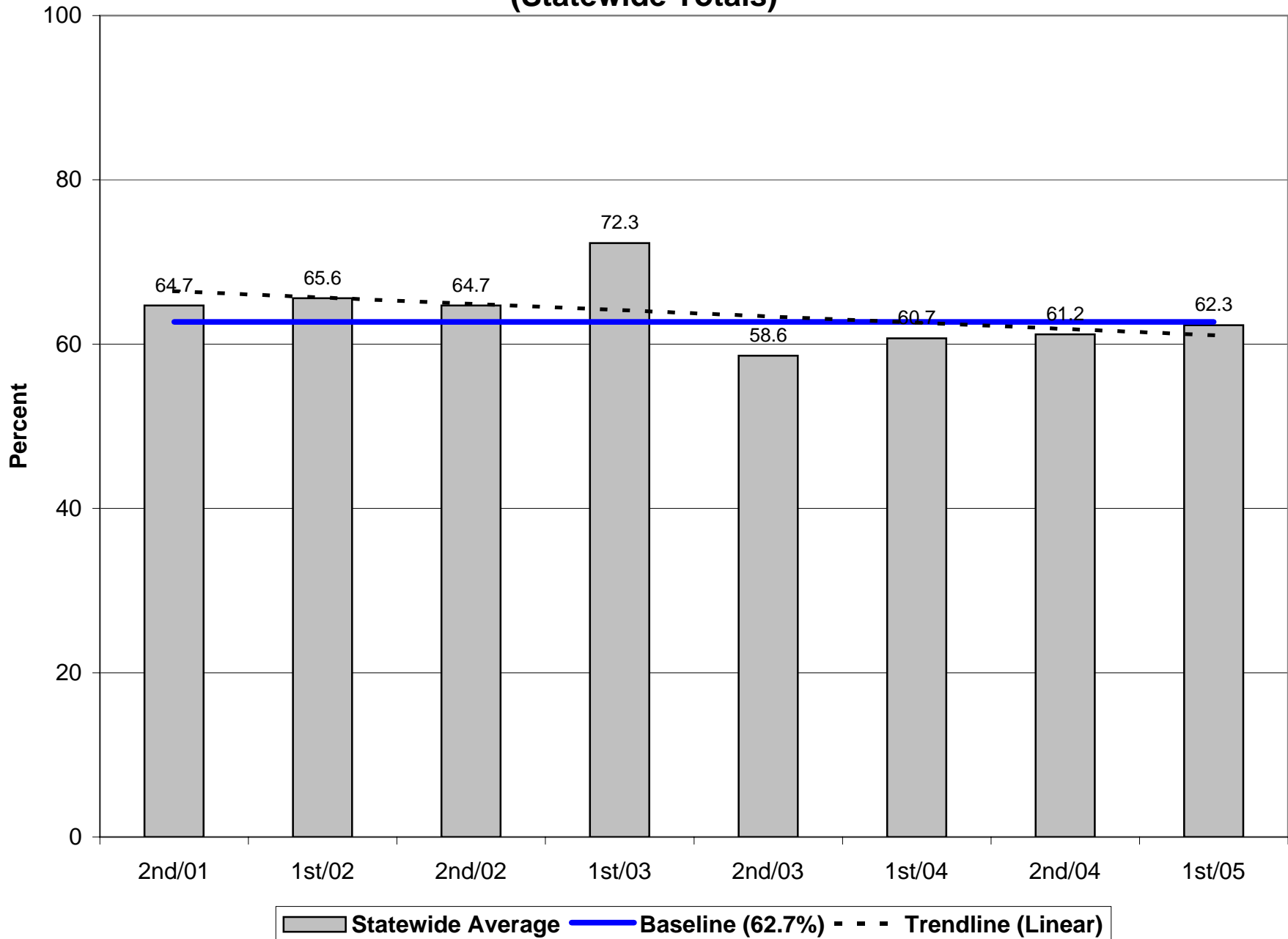
* Negative discharges are RTNS (sentence revoked/terminated-no sanction) and CRTR (probation revoked and sentence closed).
Source Data: DOC Research and Evaluation Unit, 11/02/2005

DEPARTMENT OF CORRECTIONS
Offender Status Change Report - January through June 2005
Parole and Post Prison Supervision - No Initial Risk Score

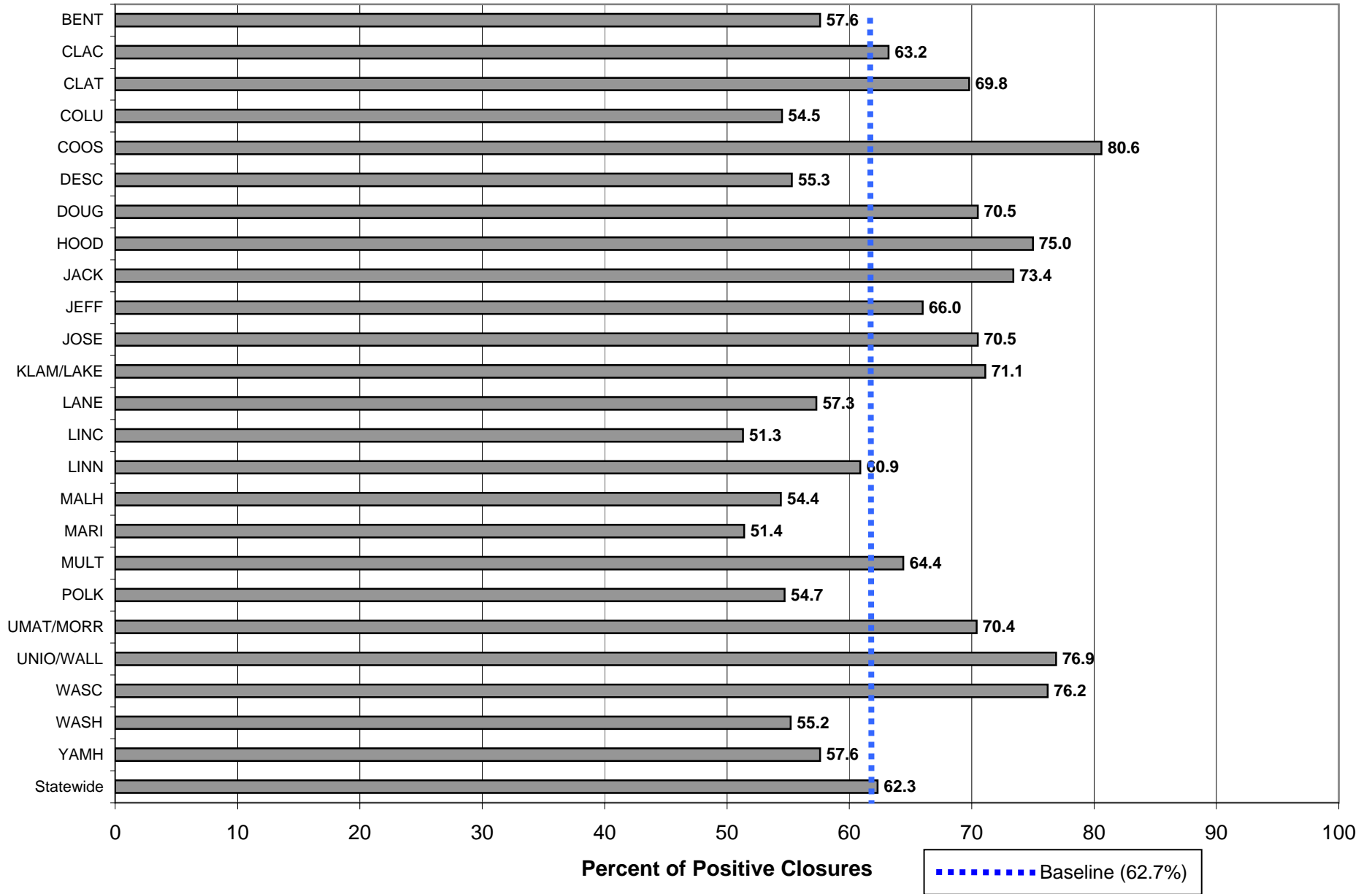
County	Positive	Negative			Total	Pct./Positive
		Inmate	Local/Control	Discharge		
BAKER	4	0	0	0	4	100.0
BENTON	12	2	5	0	19	63.2
CLACKAMAS	36	12	7	1	56	64.3
CLATSOP	13	3	3	0	19	68.4
COLUMBIA	12	5	7	1	25	48.0
COOS	11	2	3	0	16	68.8
CROOK	6	0	1	0	7	85.7
CURRY	5	0	1	0	6	83.3
DESCHUTES	25	11	12	1	49	51.0
DOUGLAS	35	3	13	0	51	68.6
GILLIAM/SHERMAN/WHEELER	0	0	1	0	1	0.0
GRANT	0	0	1	0	1	0.0
HARNEY	2	0	0	0	2	100.0
HOOD RIVER	3	0	0	0	3	100.0
JACKSON	42	9	31	0	82	51.2
JEFFERSON	9	5	2	0	16	56.3
JOSEPHINE	14	3	5	0	22	63.6
KLAMATH/LAKE	15	1	2	0	18	83.3
LANE	69	24	51	0	144	47.9
LINCOLN	10	4	2	0	16	62.5
LINN	26	8	12	0	46	56.5
MALHEUR	10	1	14	0	25	40.0
MARION	80	27	18	0	125	64.0
MULTNOMAH	202	61	111	3	377	53.6
Multnomah African American Project	0	0	1	0	1	0.0
Multnomah CCC Parole Transition Project	0	0	0	0	0	0.0
Multnomah Central Office	33	7	17	1	58	56.9
Multnomah Centralized Intake	11	7	2	0	20	55.0
Multnomah Clean Court	1	5	4	0	10	10.0
Multnomah DUII Unit	0	1	0	0	1	0.0
Multnomah Domestic Violence Unit	6	2	2	0	10	60.0
Multnomah East Office	24	5	18	0	47	51.1
Multnomah Family Services Unit	3	0	2	0	5	60.0
Multnomah Gang Unit	1	1	0	0	2	50.0
Multnomah Gresham Office	40	11	9	1	61	65.6
Multnomah Mental Health	0	0	0	0	0	0.0
Multnomah North Office	36	12	38	0	86	41.9
Multnomah Reduced Supervision Team	17	1	1	0	19	89.5
Multnomah Sex Offenders	2	0	2	0	4	50.0
Multnomah Southeast	0	0	0	0	0	0.0
Multnomah Special Supervision Team	0	0	4	0	4	0.0
Multnomah West Office	28	9	11	1	49	57.1
POLK	17	2	4	0	23	73.9
TILLAMOOK	10	1	2	0	13	76.9
UMATILLA/MORROW	17	5	18	0	40	42.5
UNION/WALLOWA	4	2	1	0	7	57.1
WASCO	7	1	2	0	10	70.0
WASHINGTON	98	13	39	5	155	63.2
YAMHILL	16	8	6	0	30	53.3
UNASSIGNED	0	0	0	0	0	0.0
TOTAL	810	213	374	11	1,408	57.5

* Negative discharges are RTNS (sentence revoked/terminated-no sanction) and CRTR (probation revoked and sentence closed).
Source Data: DOC Research and Evaluation Unit, 11/02/2005

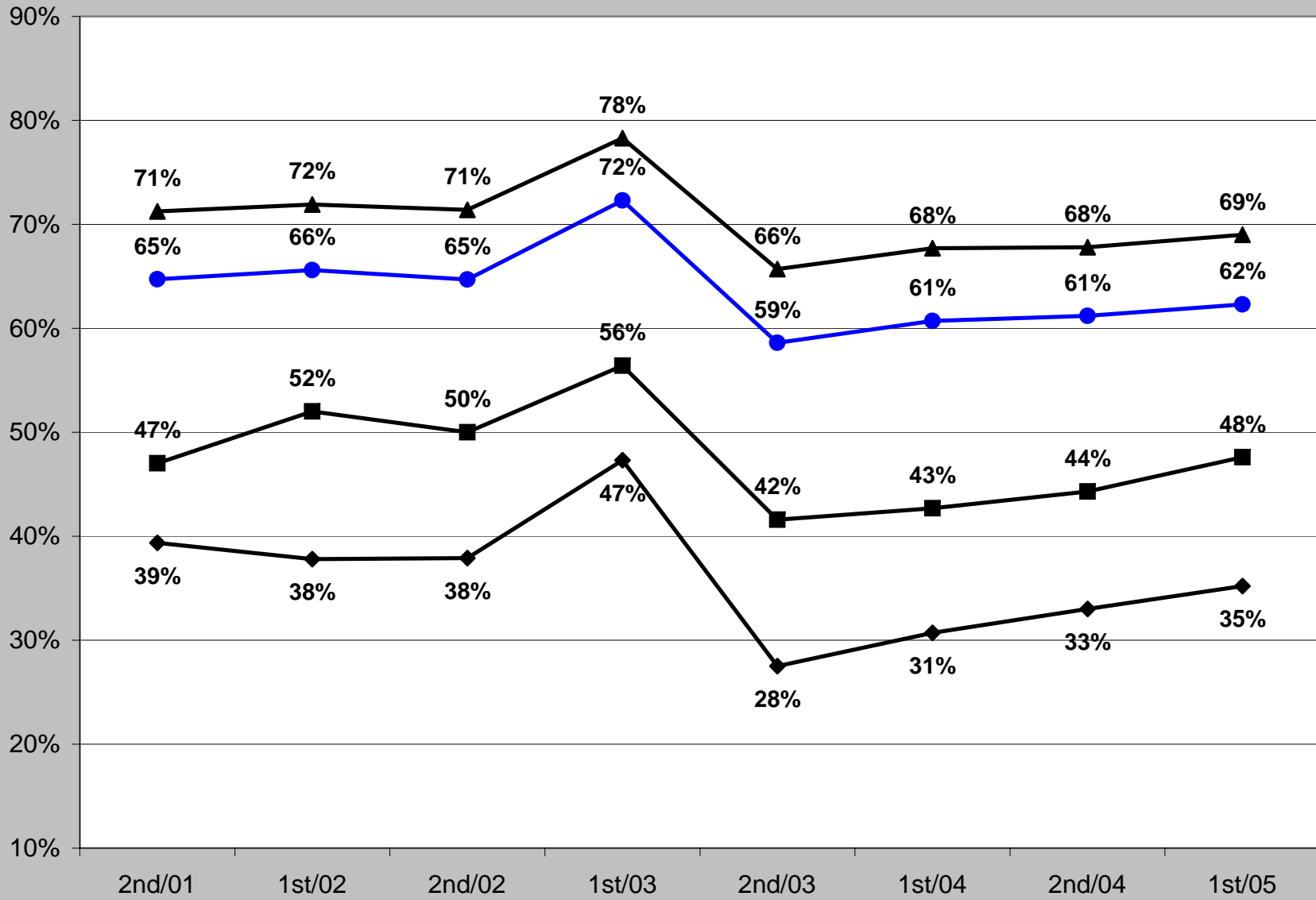
Probation Positive Case Closures through 1st Half 2005 (Statewide Totals)



Probation Positive Case Closures by County for 1st Half 2005 (Number of Closures >30)



Probation Positive Case Closures by Risk Level Statewide Totals through 1st Half 2005



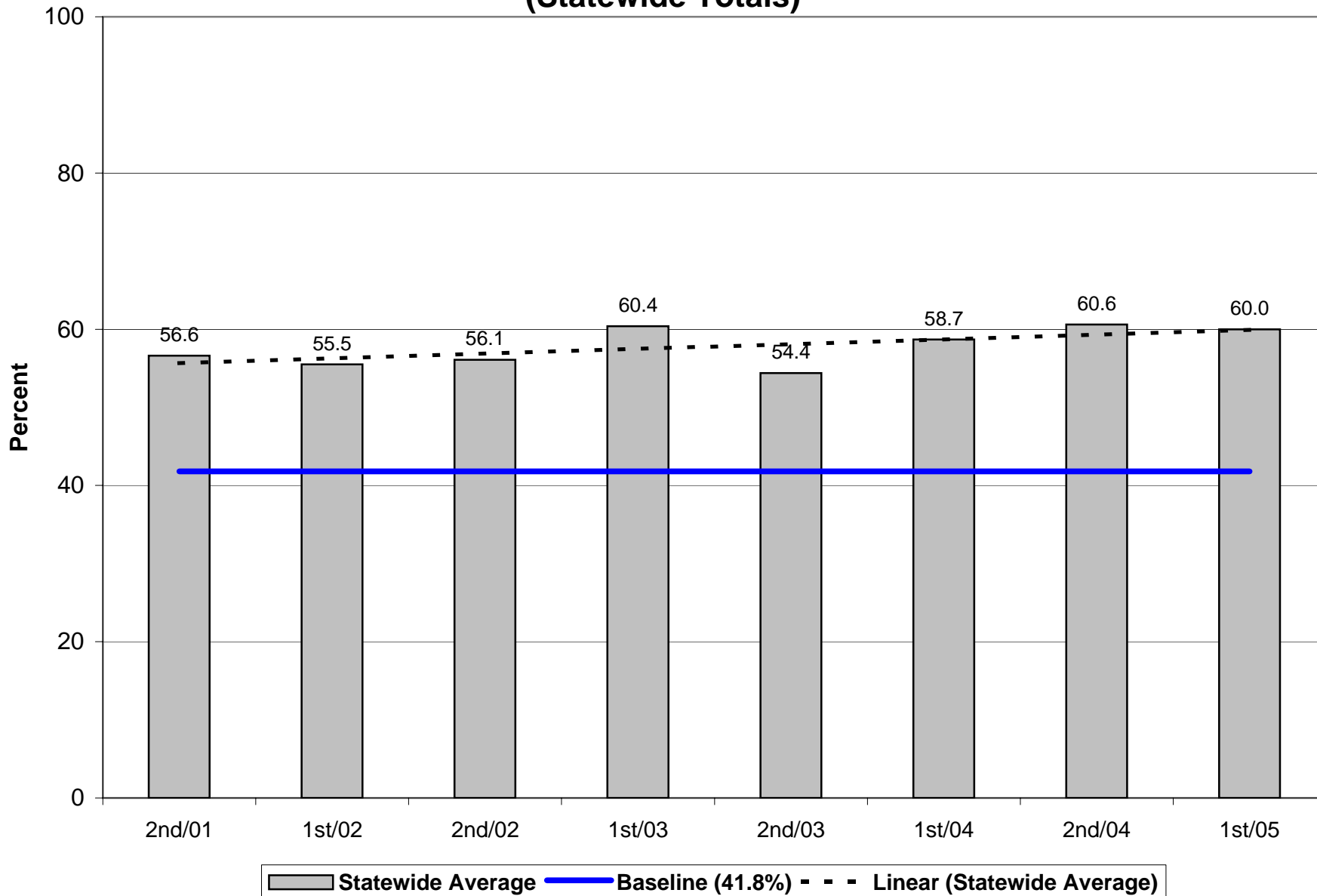
◆ High

■ Medium

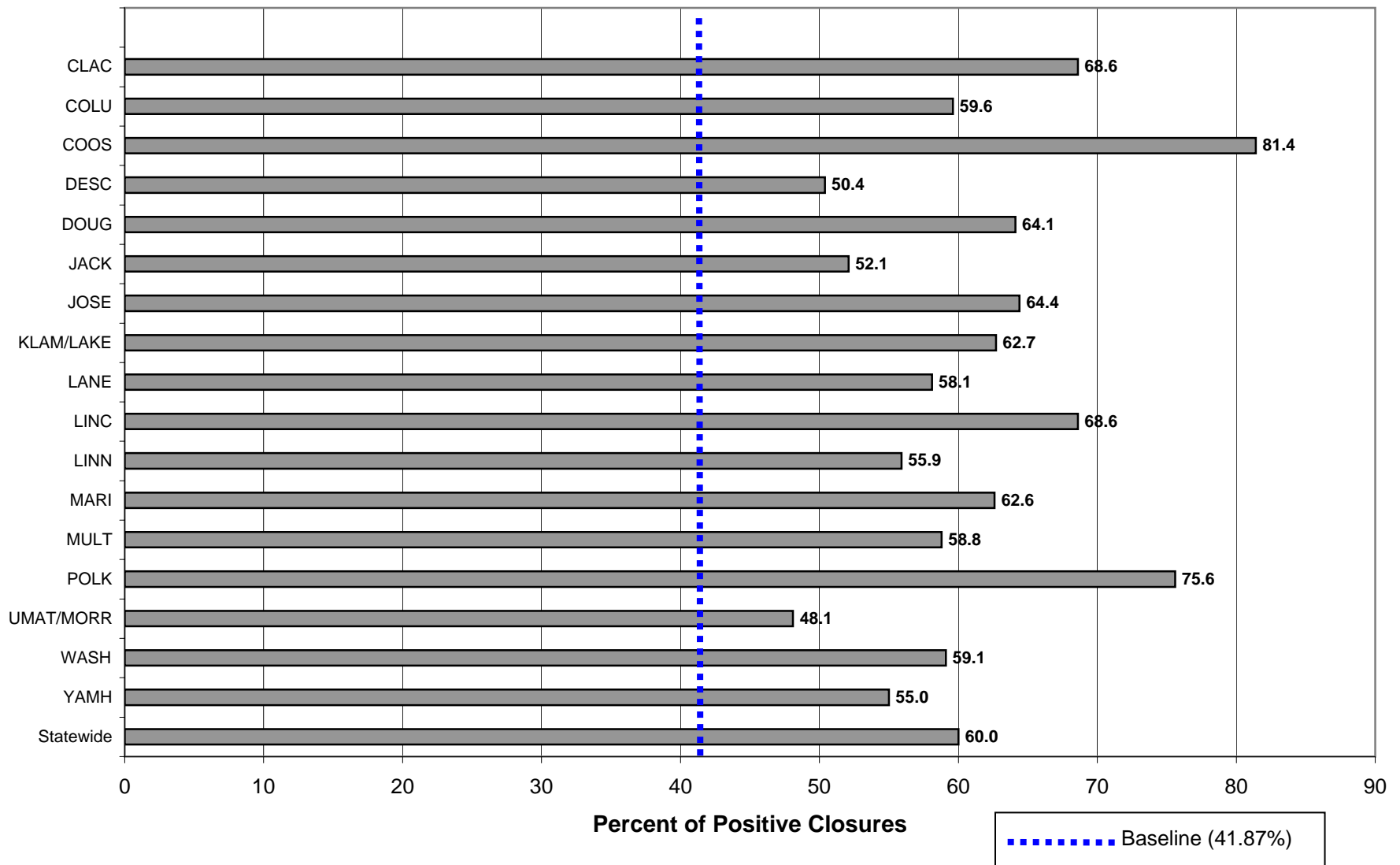
▲ Low/Limited

● Total

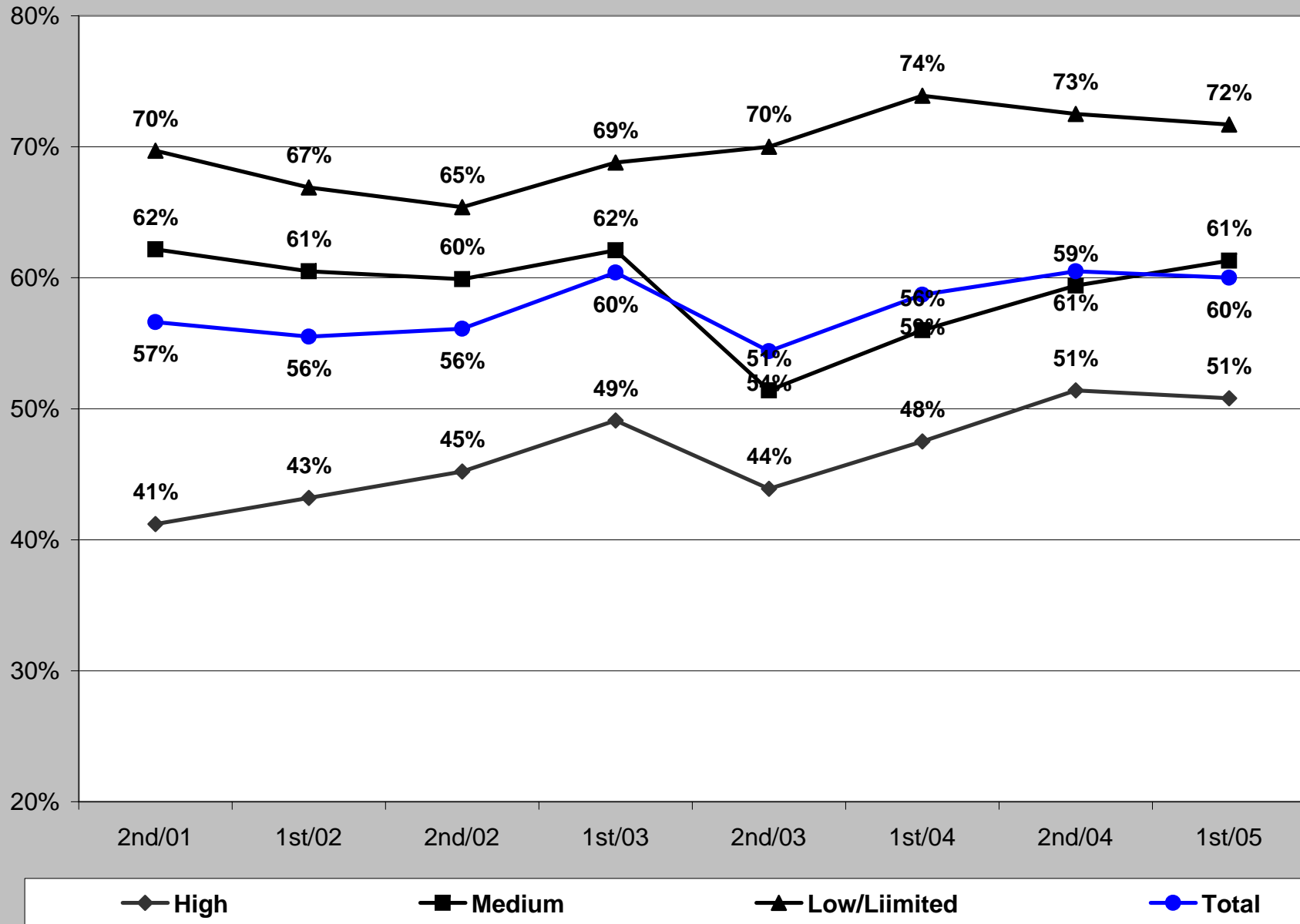
Parole/Post-Prison Supervision Positive Case Closures through 1st Half 2005 (Statewide Totals)



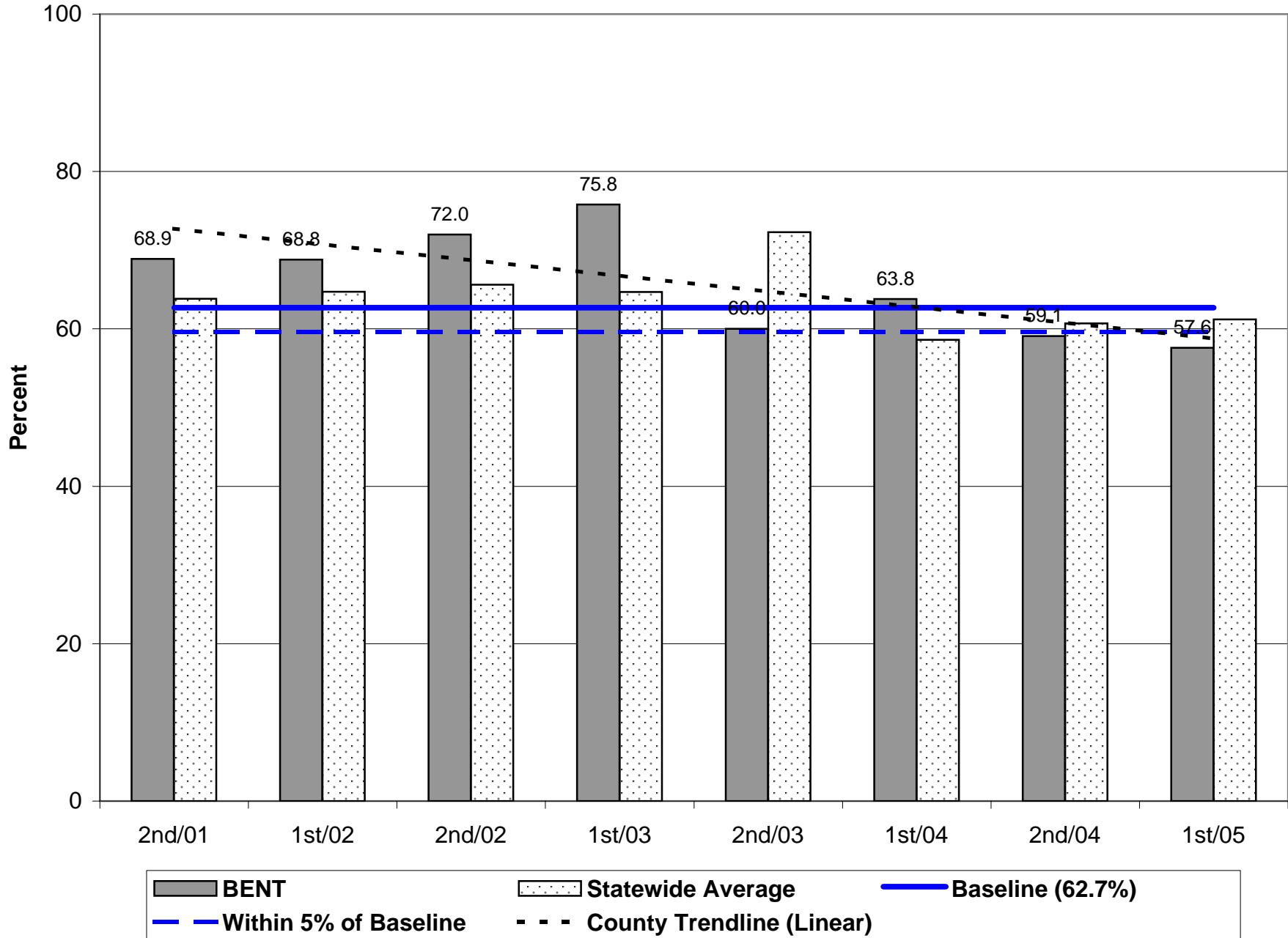
Parole/Post-Prison Supervision Positive Case Closures by County for 1st Half 2005 (Number of Closures >30)



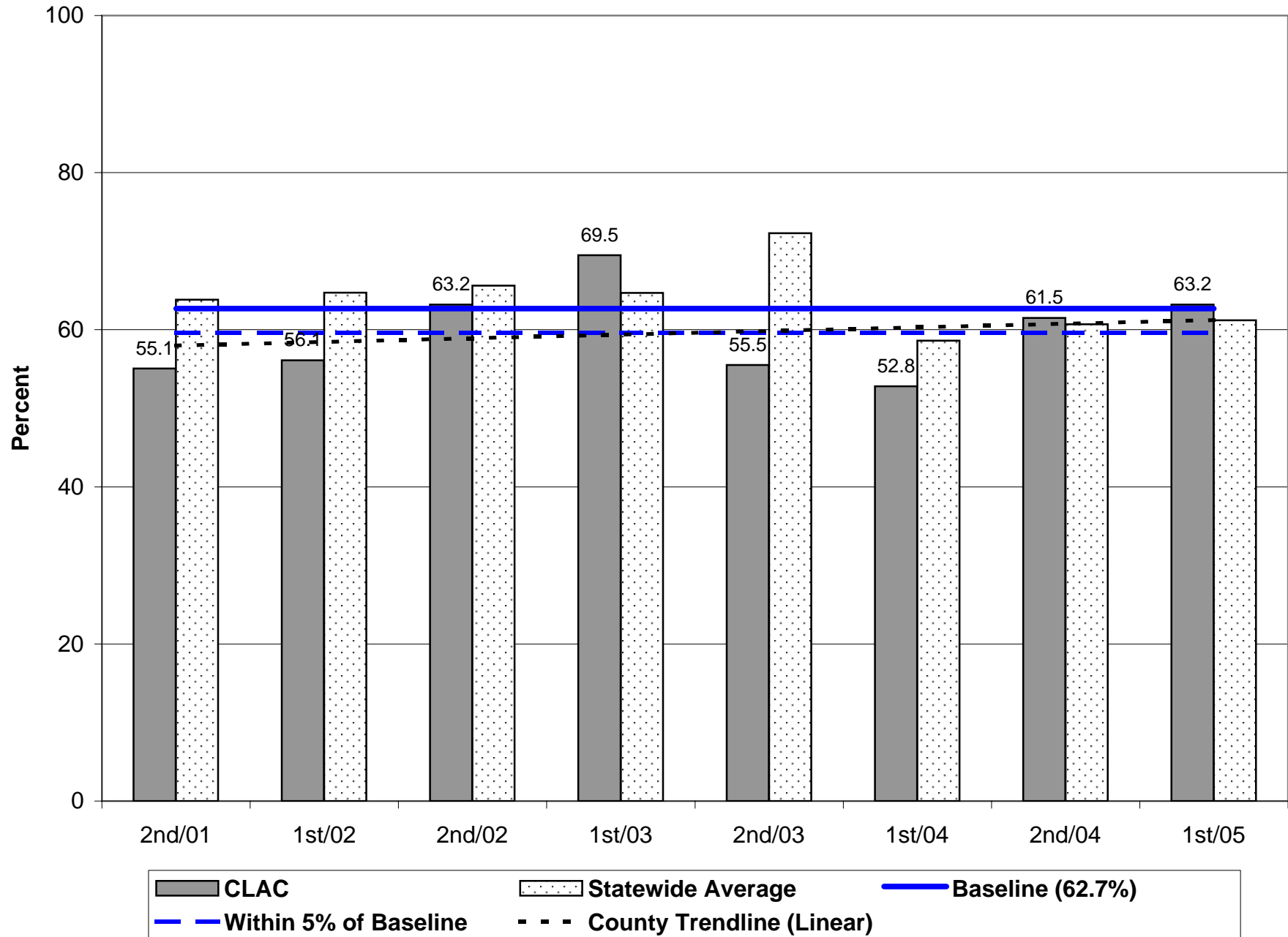
Parole/Post-Prison Supervision Positive Case Closures by Risk Level Statewide Totals through 1st Half 2005



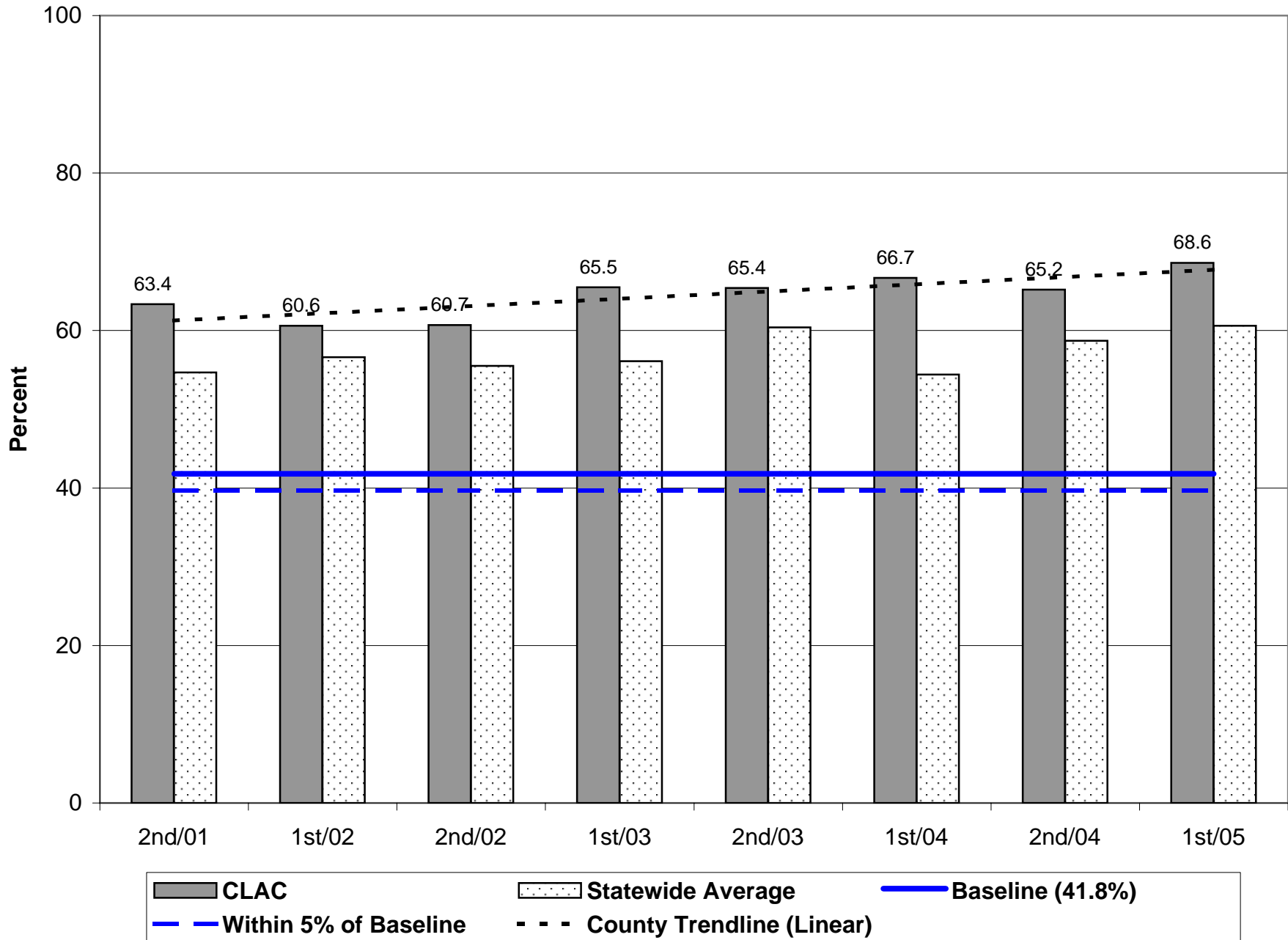
Probation Positive Case Closures - 1st Half 2005



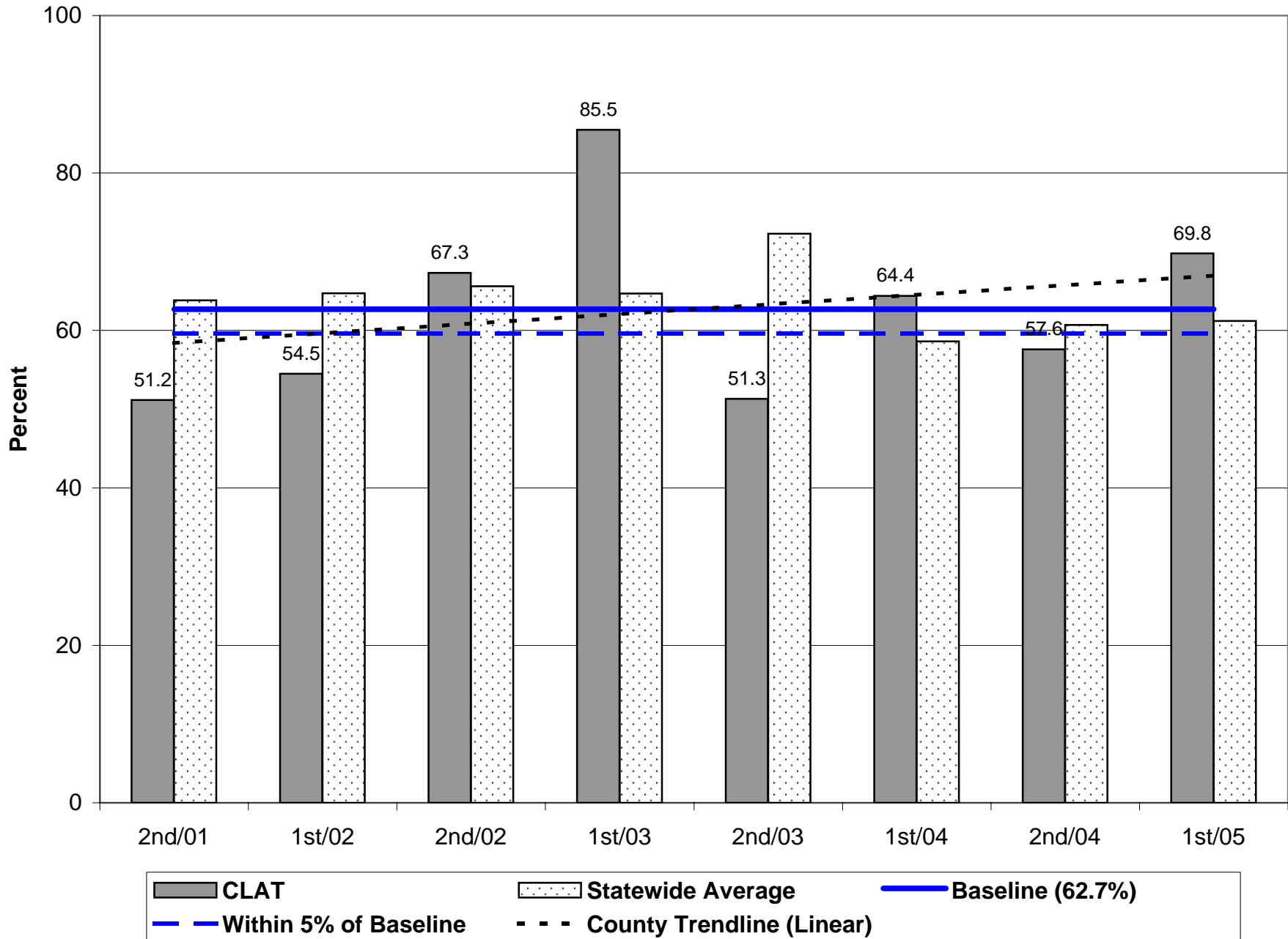
Probation Positive Case Closures - 1st Half 2005



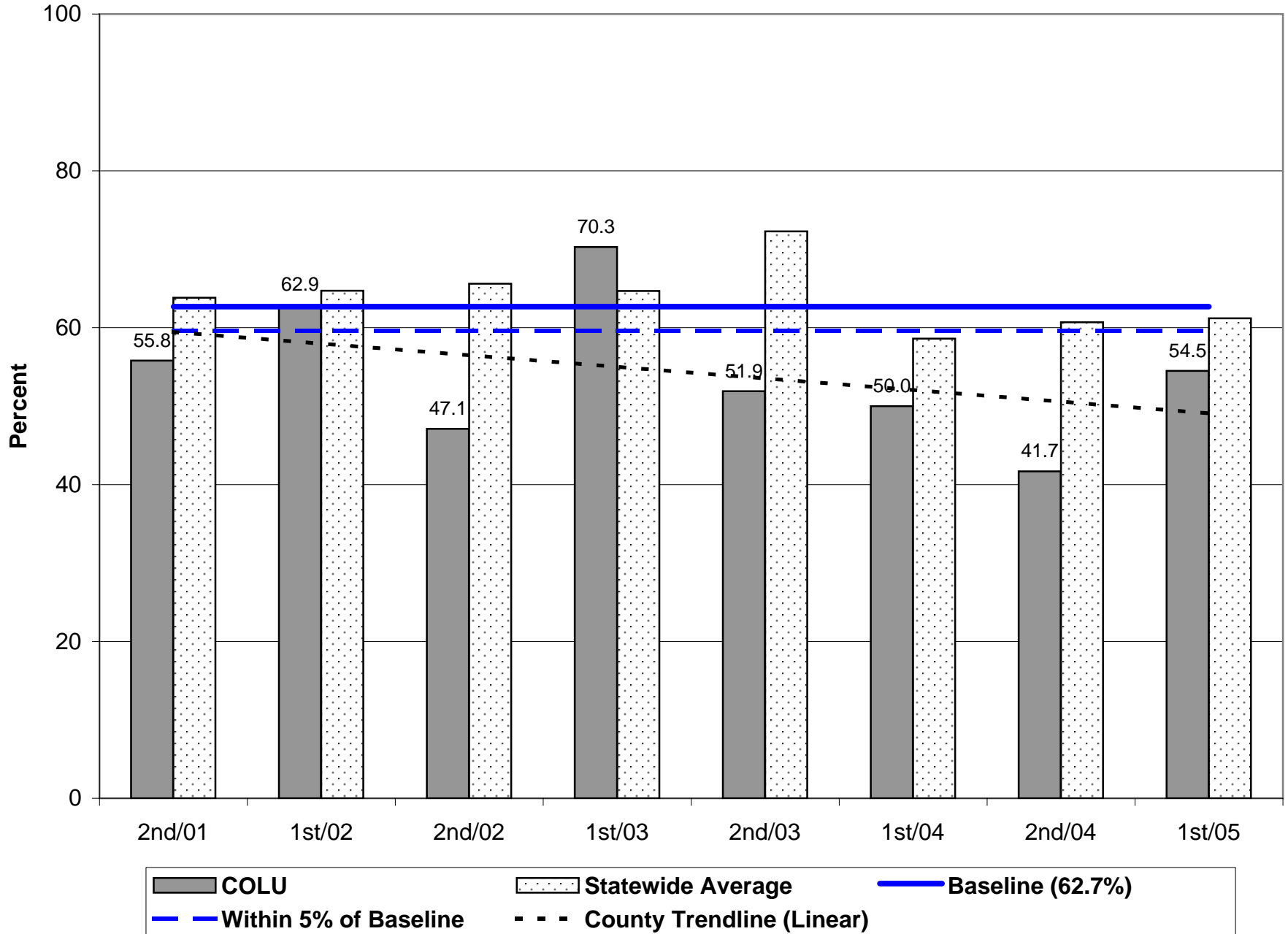
Parole/Post-Prison Supervision Positive Case Closures - 1st Half 2005



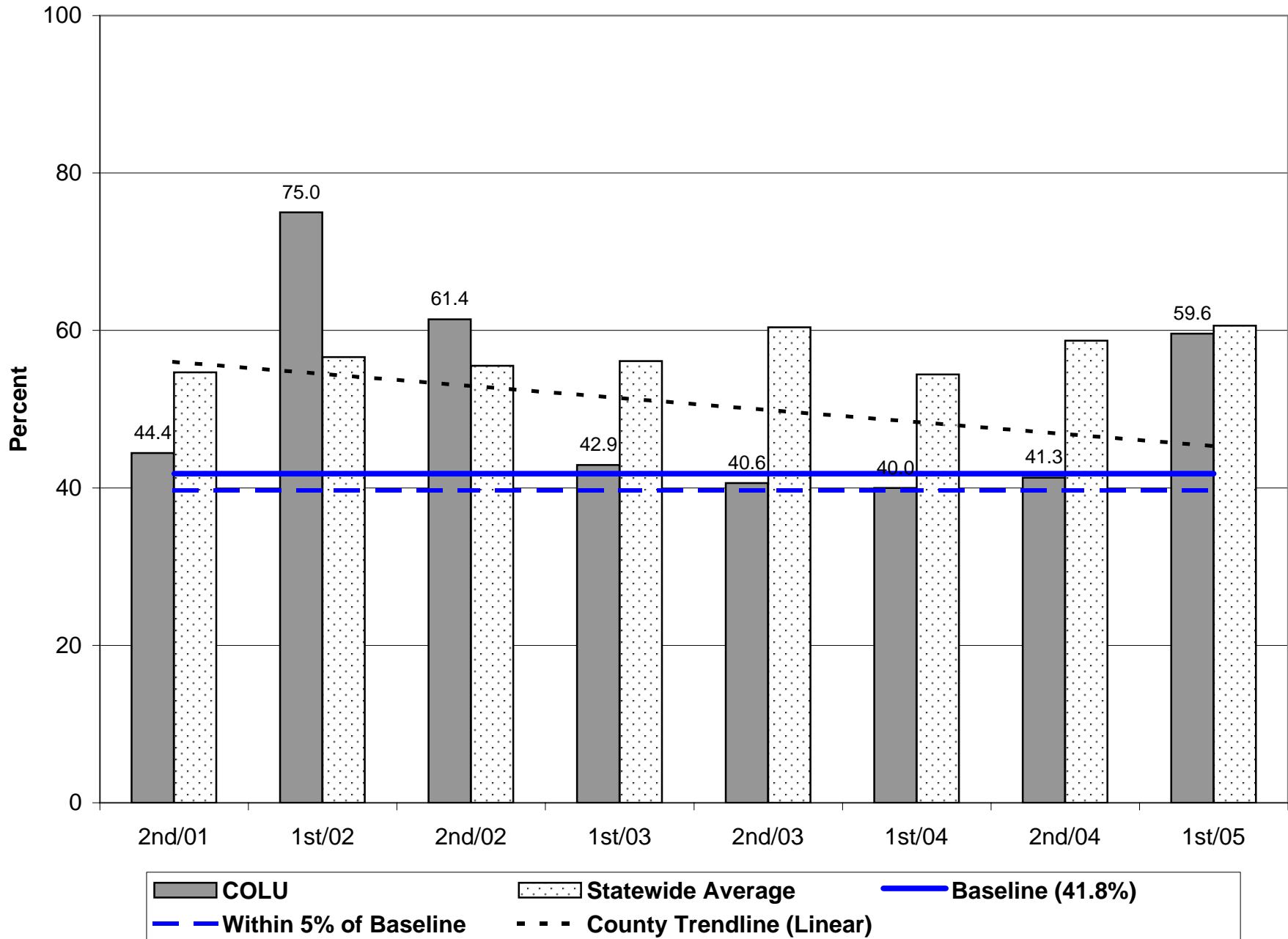
Probation Positive Case Closures - 1st Half 2005



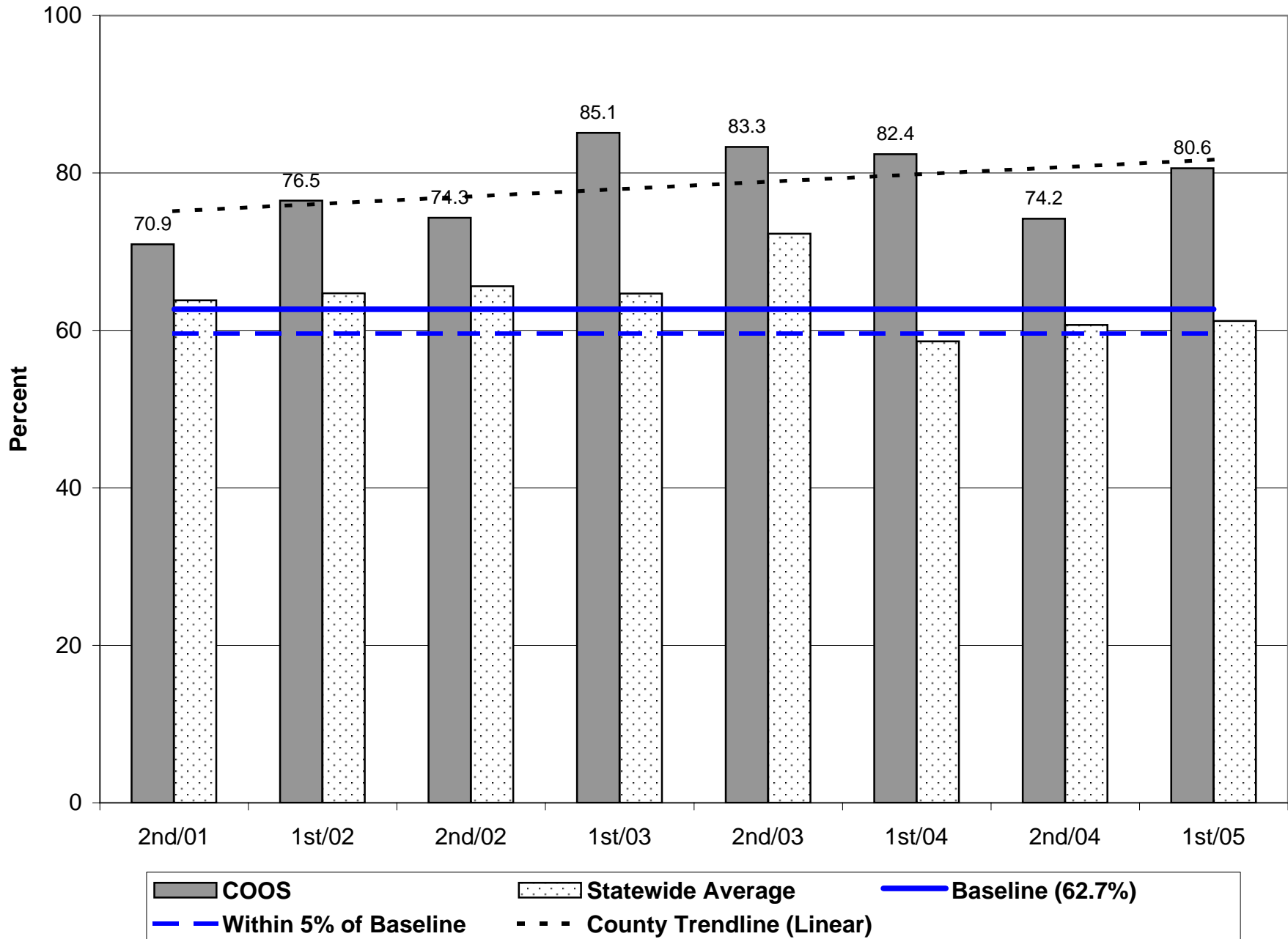
Probation Positive Case Closures - 1st Half 2005



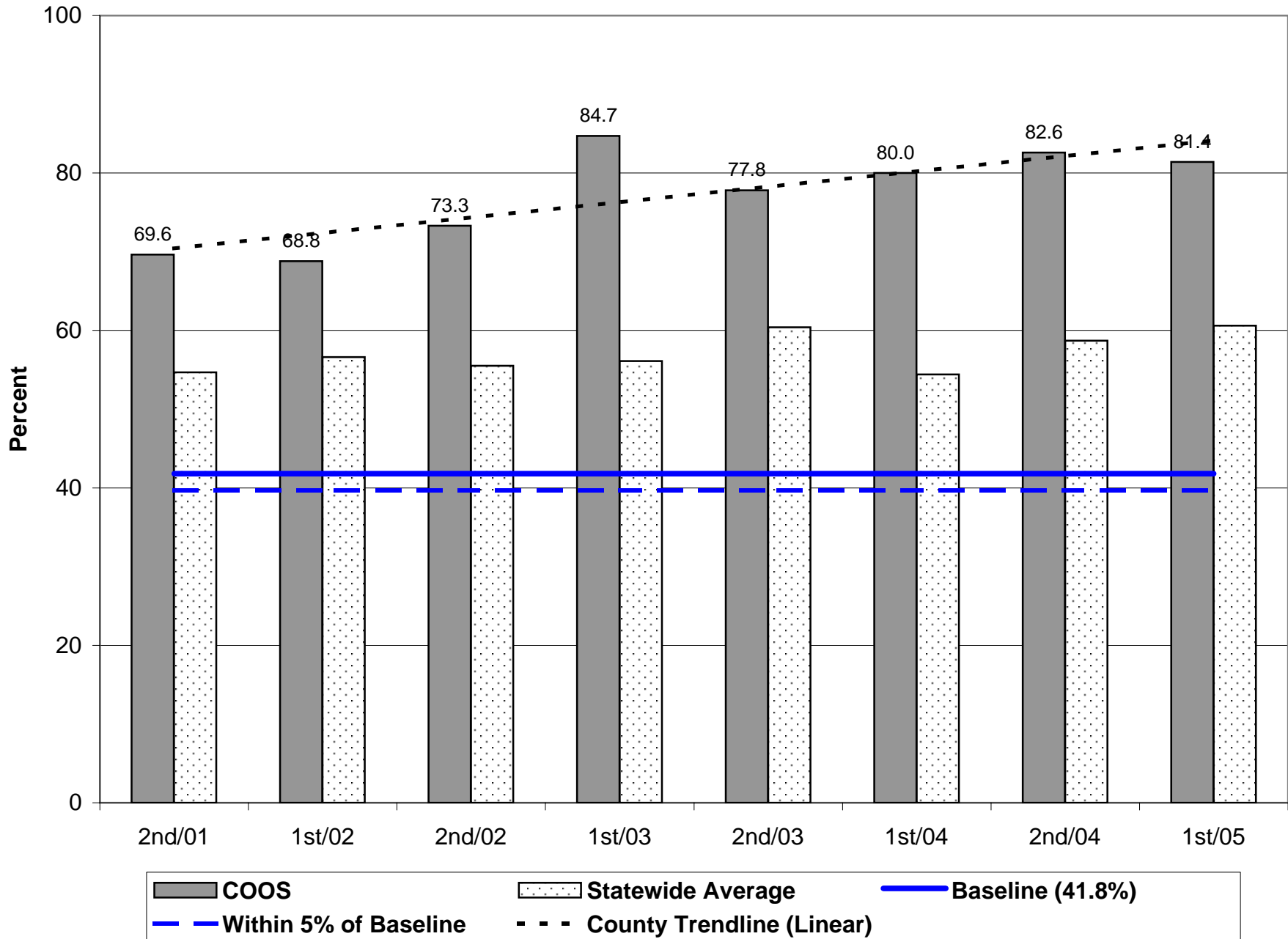
Parole/Post-Prison Supervision Positive Case Closures - 1st Half 2005



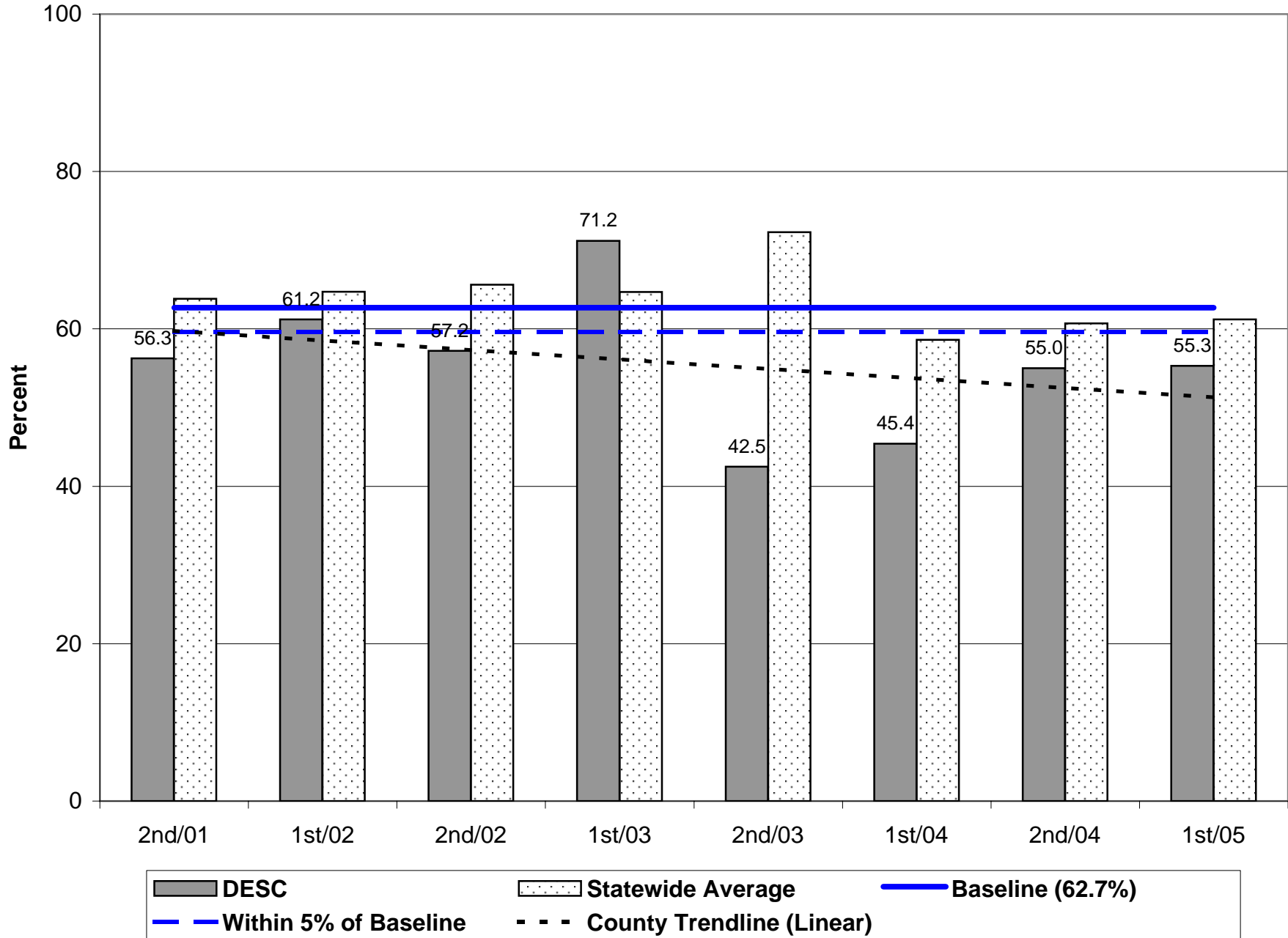
Probation Positive Case Closures - 1st Half 2005



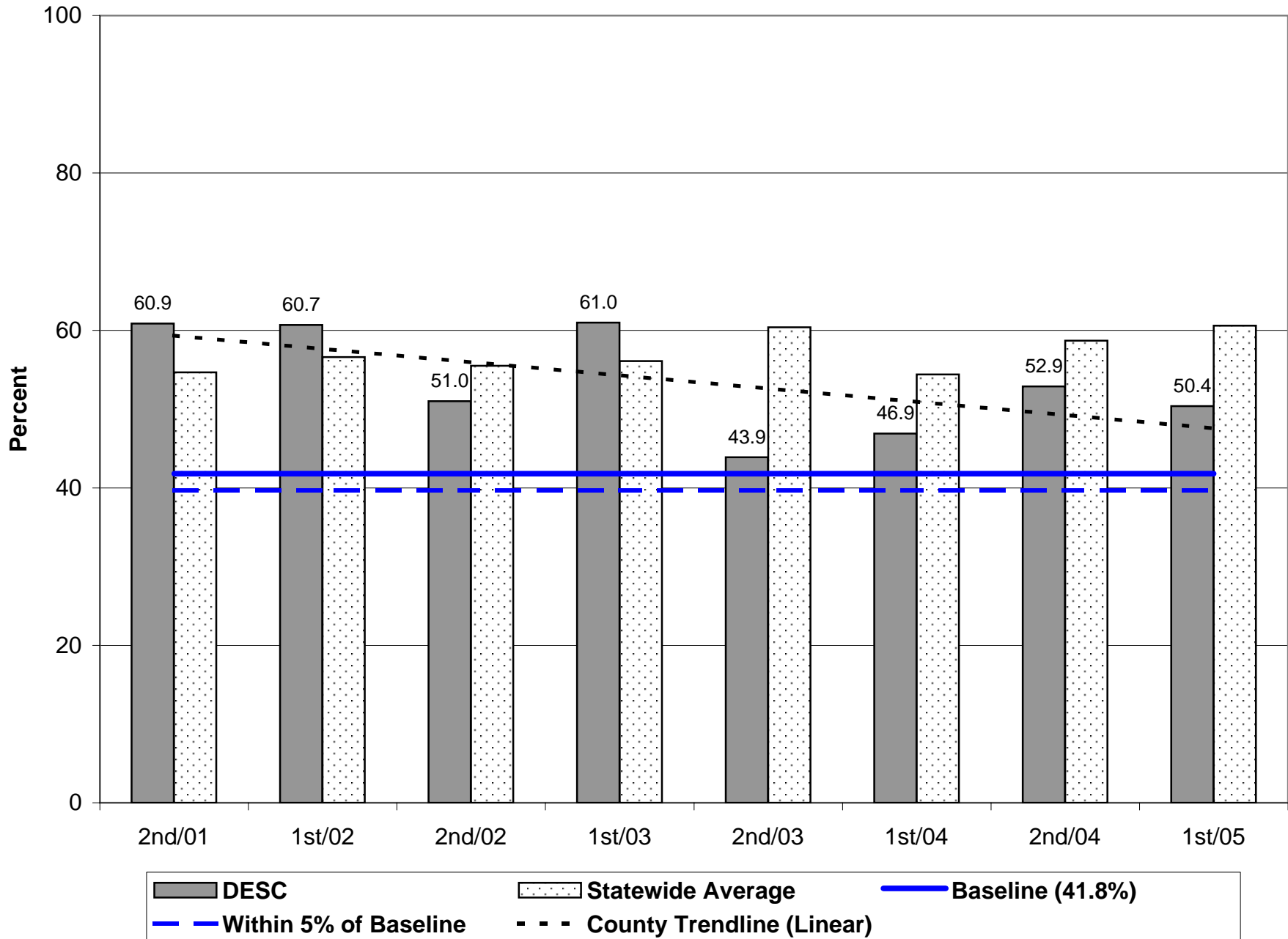
Parole/Post-Prison Supervision Positive Case Closures - 1st Half 2005



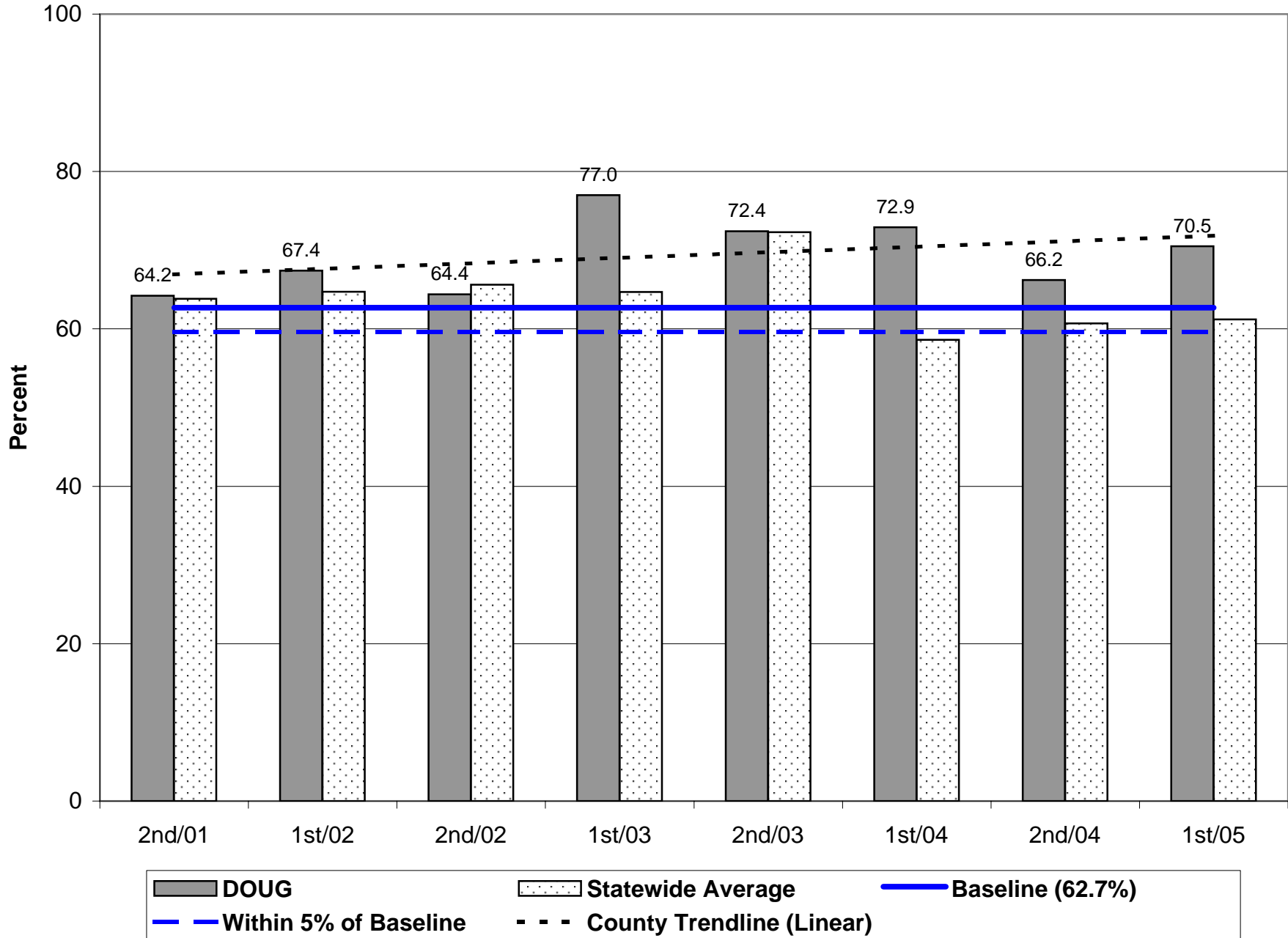
Probation Positive Case Closures - 1st Half 2005



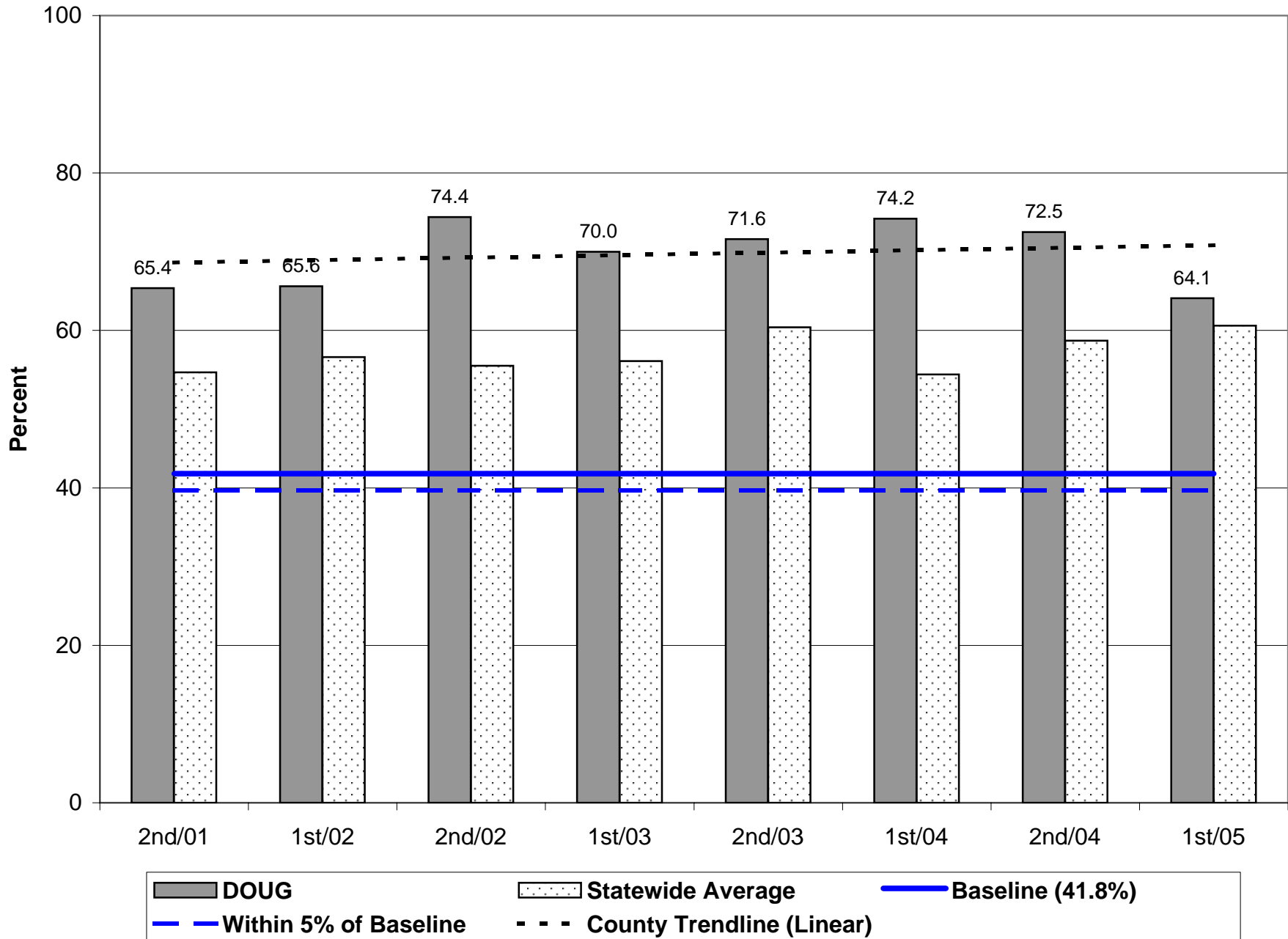
Parole/Post-Prison Supervision Positive Case Closures - 1st Half 2005



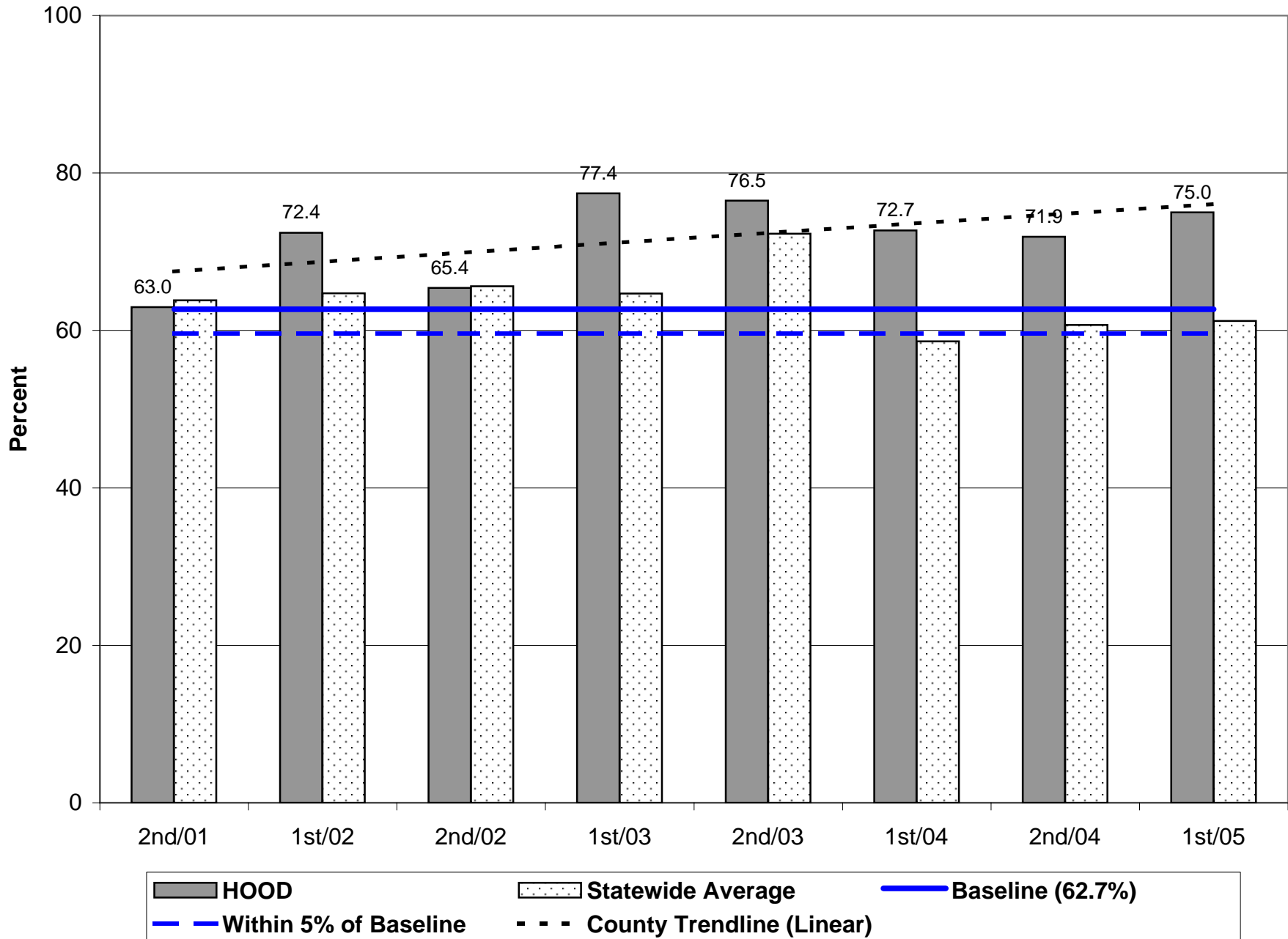
Probation Positive Case Closures - 1st Half 2005



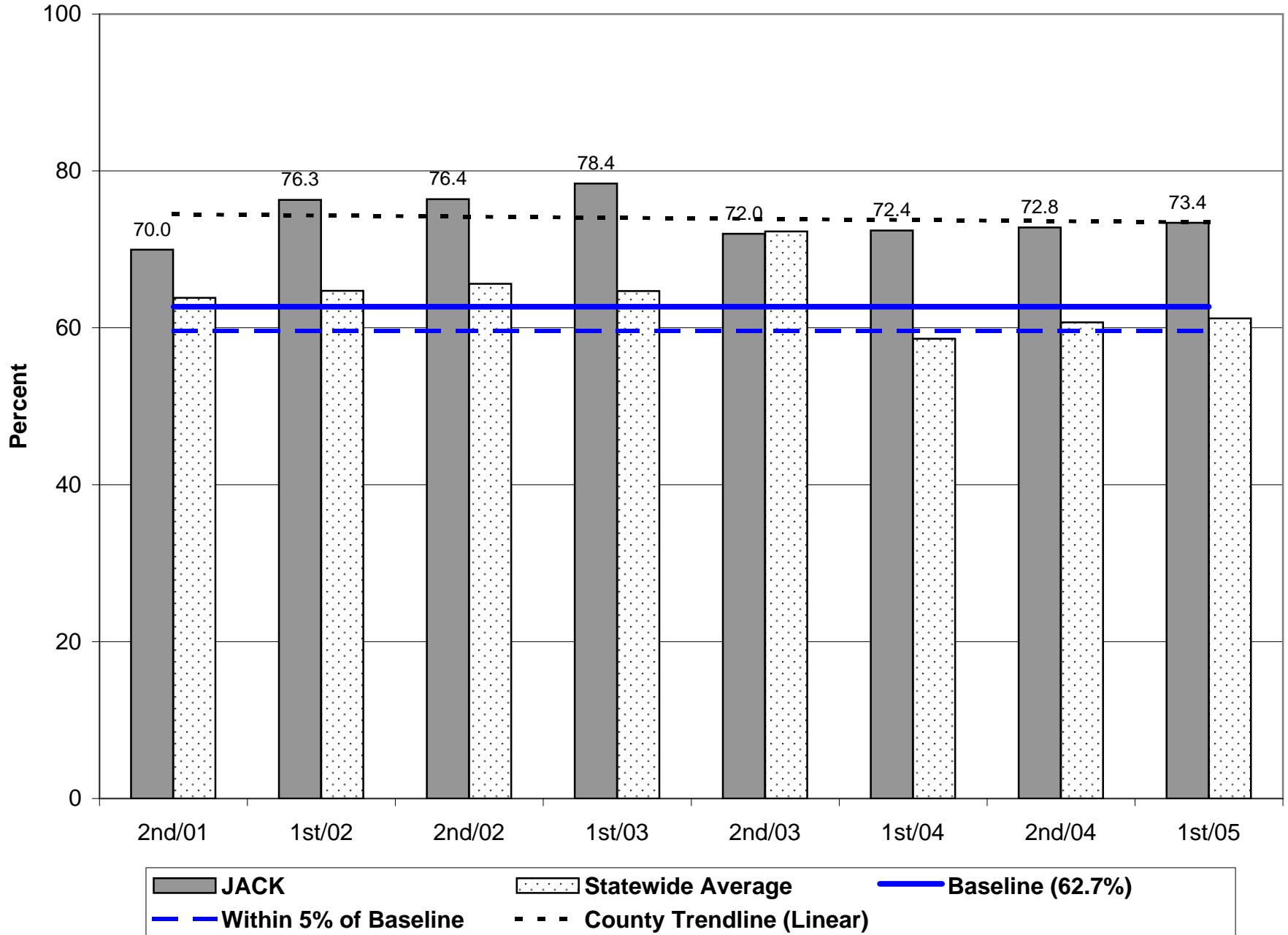
Parole/Post-Prison Supervision Positive Case Closures - 1st Half 2005



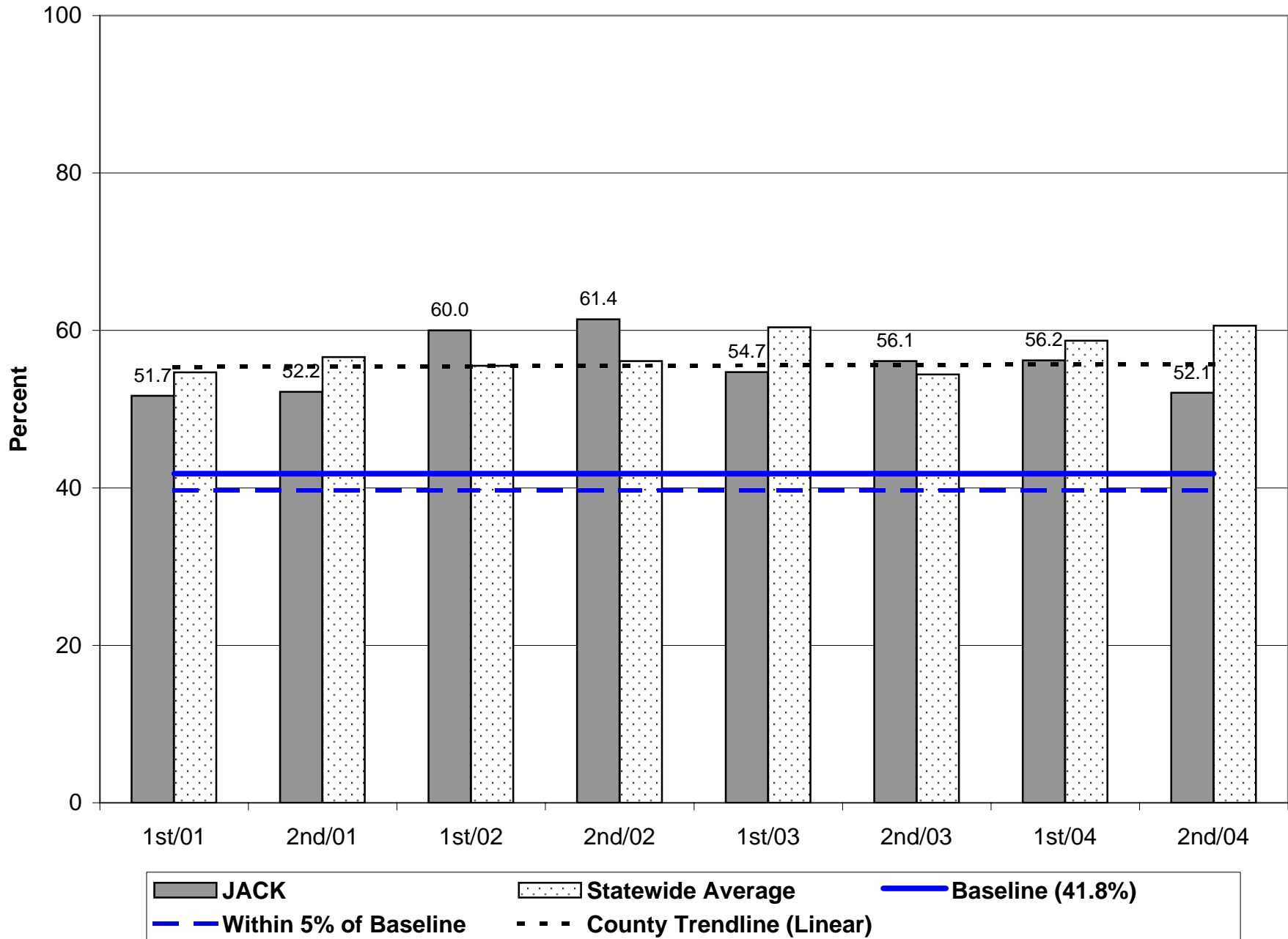
Probation Positive Case Closures - 1st Half 2005



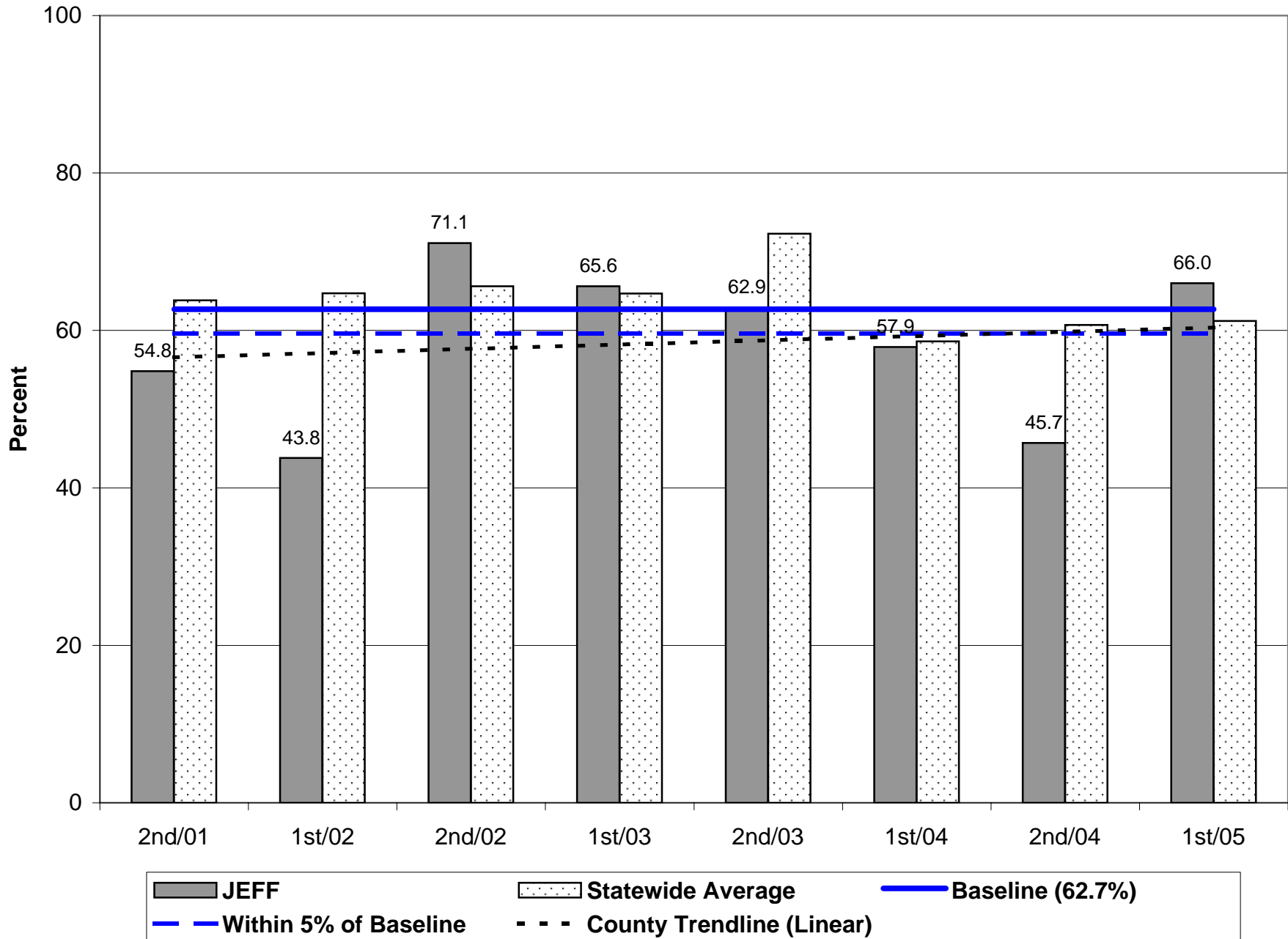
Probation Positive Case Closures - 1st Half 2005



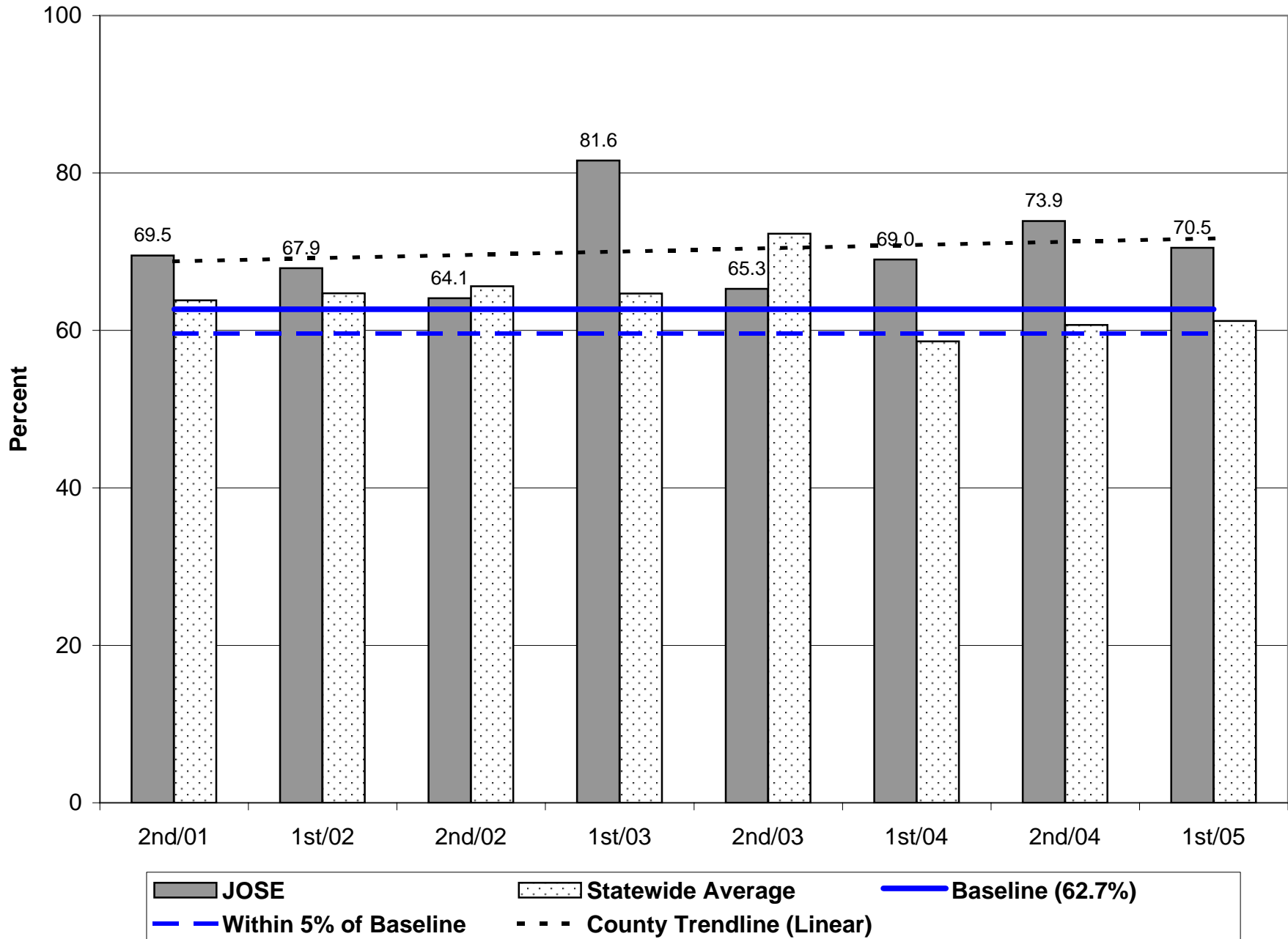
Parole/Post-Prison Supervision Positive Case Closures - 1st Half 2005



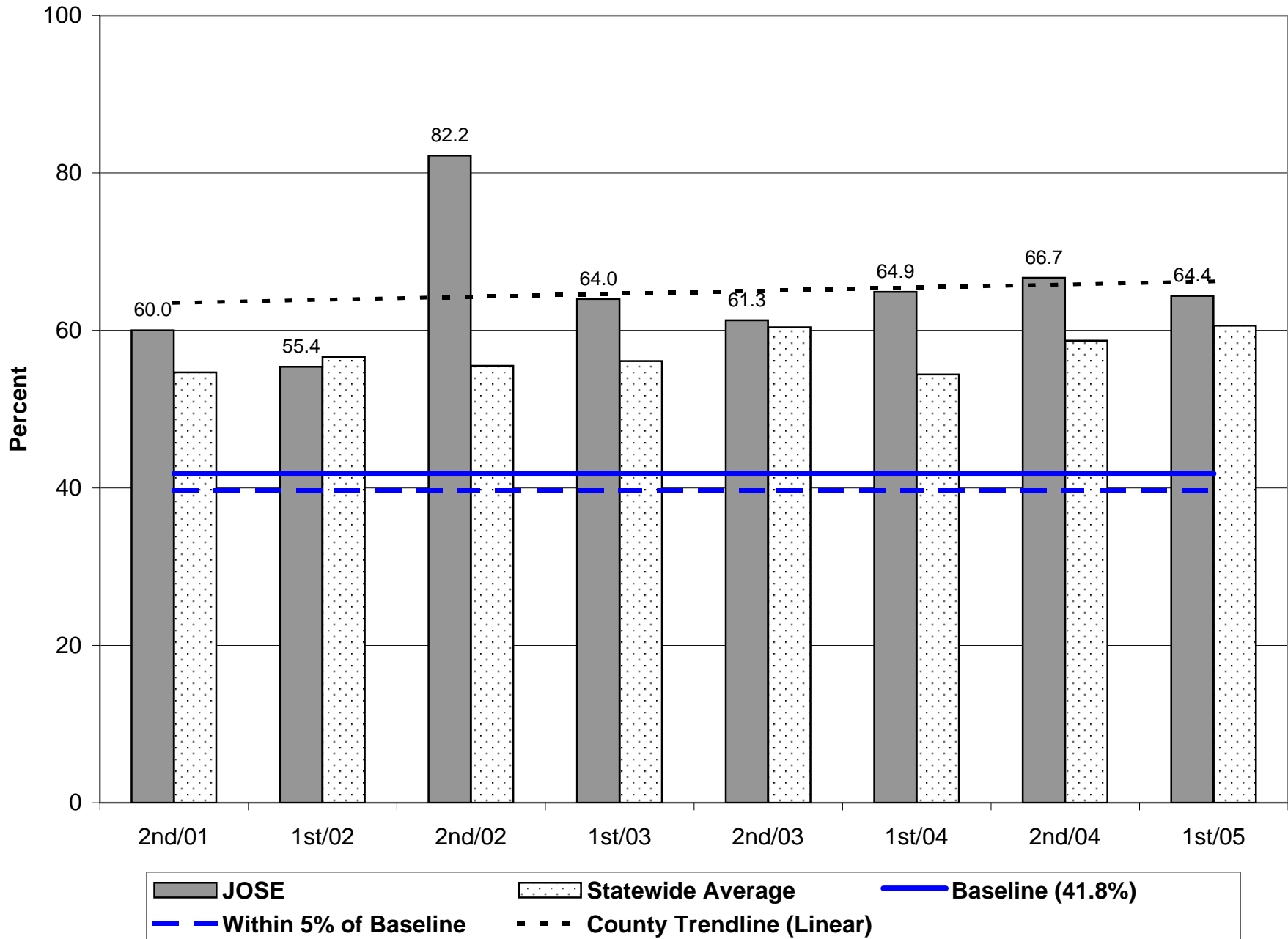
Probation Positive Case Closures - 1st Half 2005



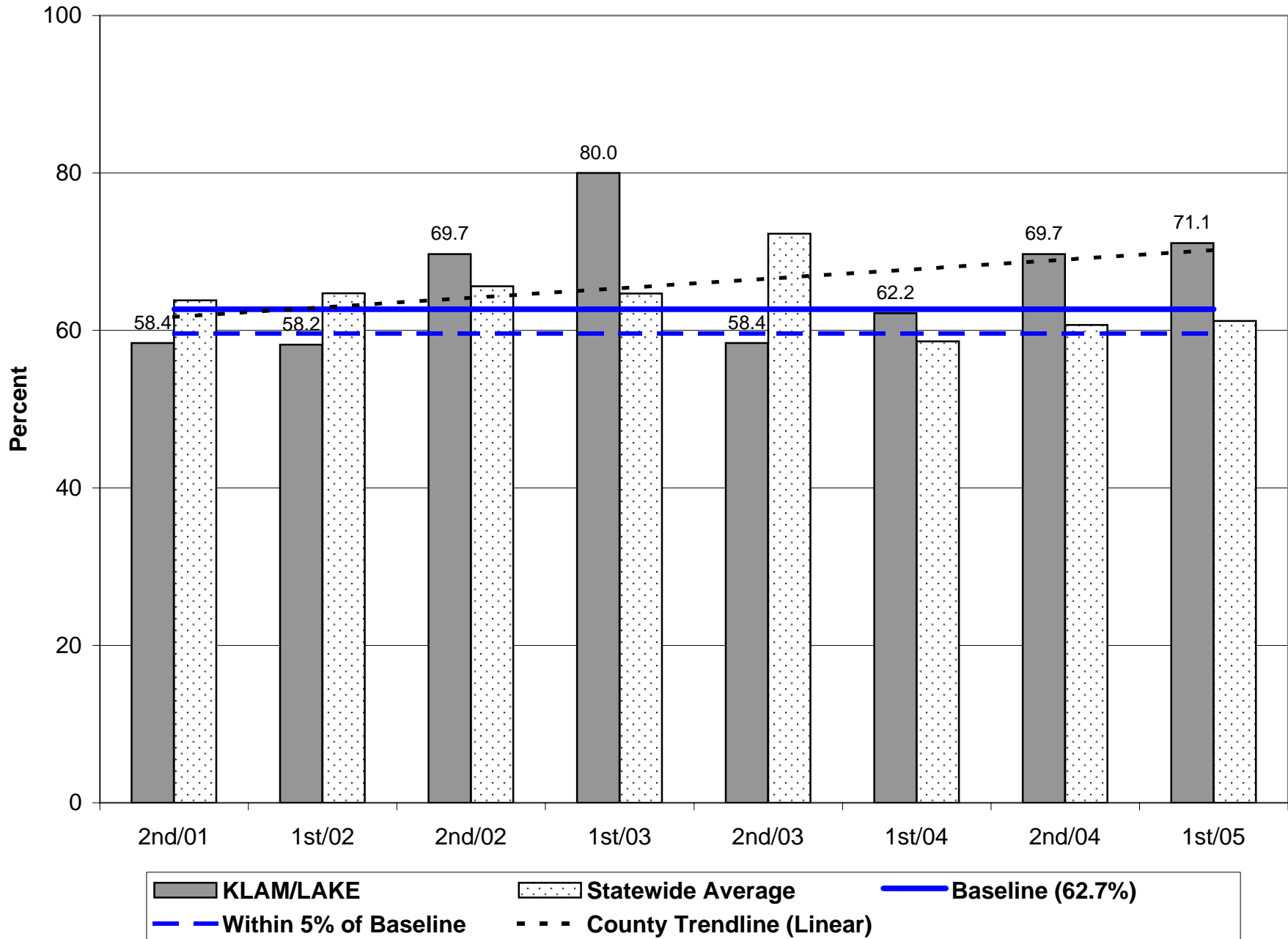
Probation Positive Case Closures - 1st Half 2005



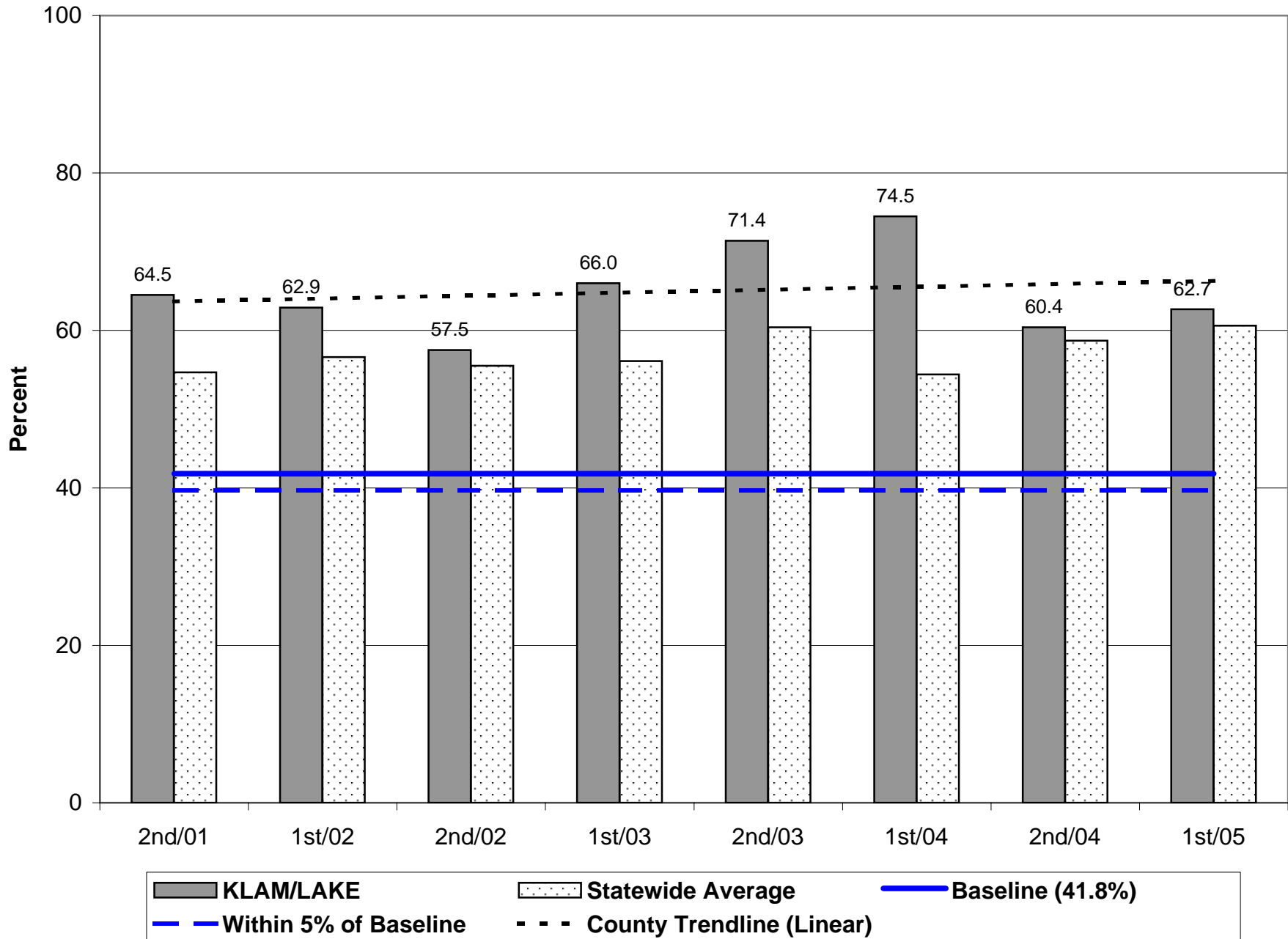
Parole/Post-Prison Supervision Positive Case Closures - 1st Half 2005



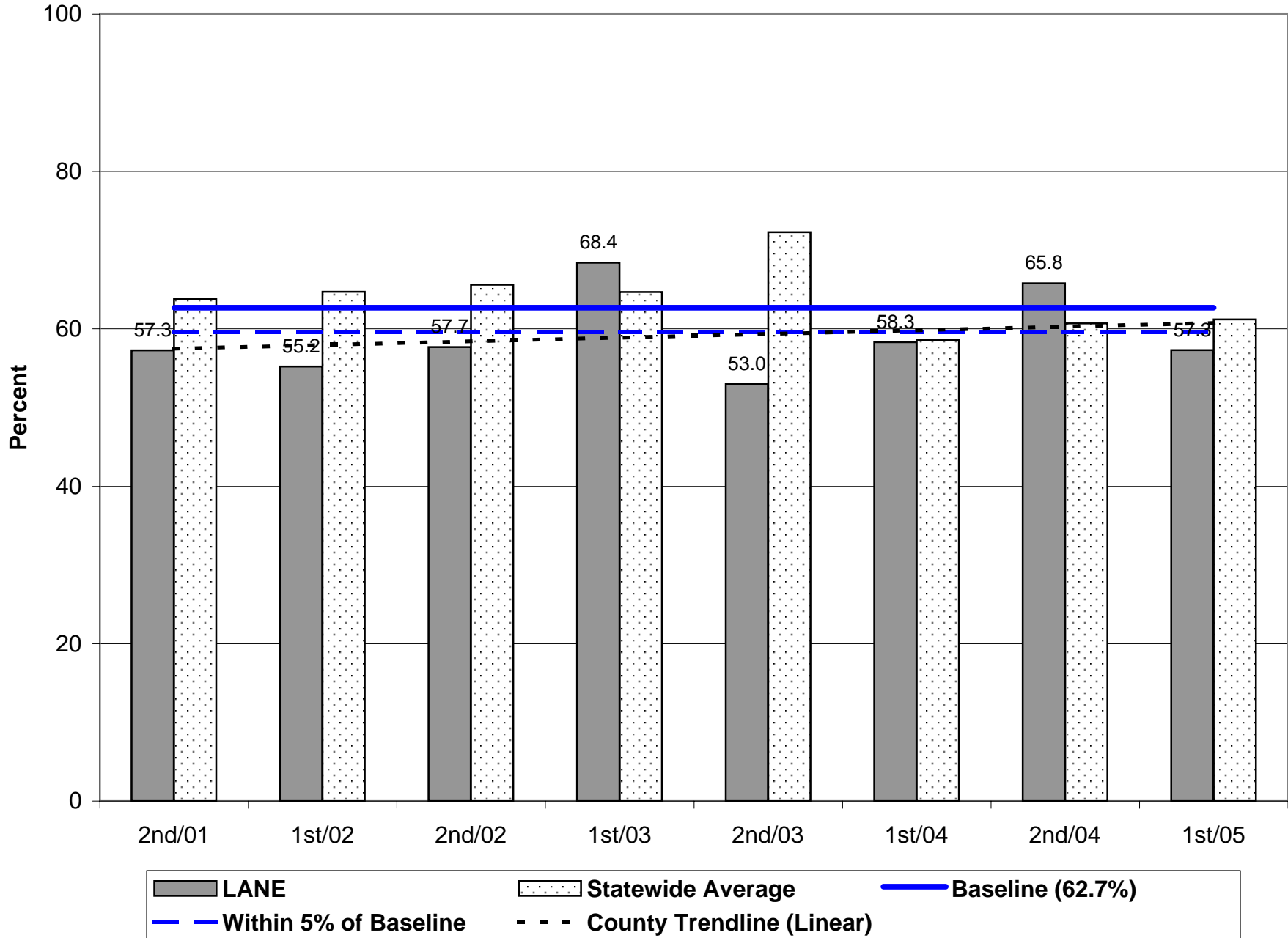
Probation Positive Case Closures - 1st Half 2005



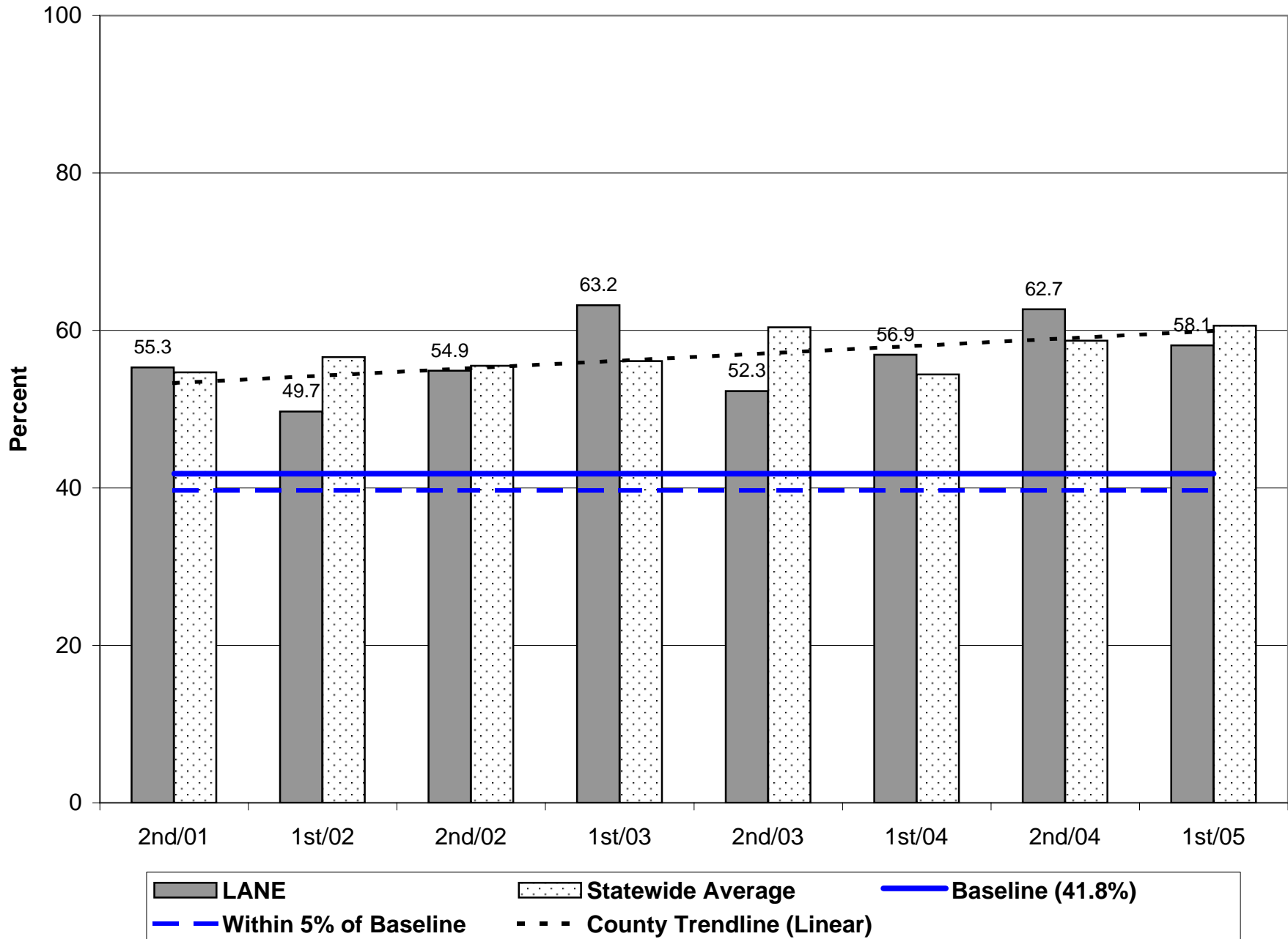
Parole/Post-Prison Supervision Positive Case Closures - 1st Half 2005



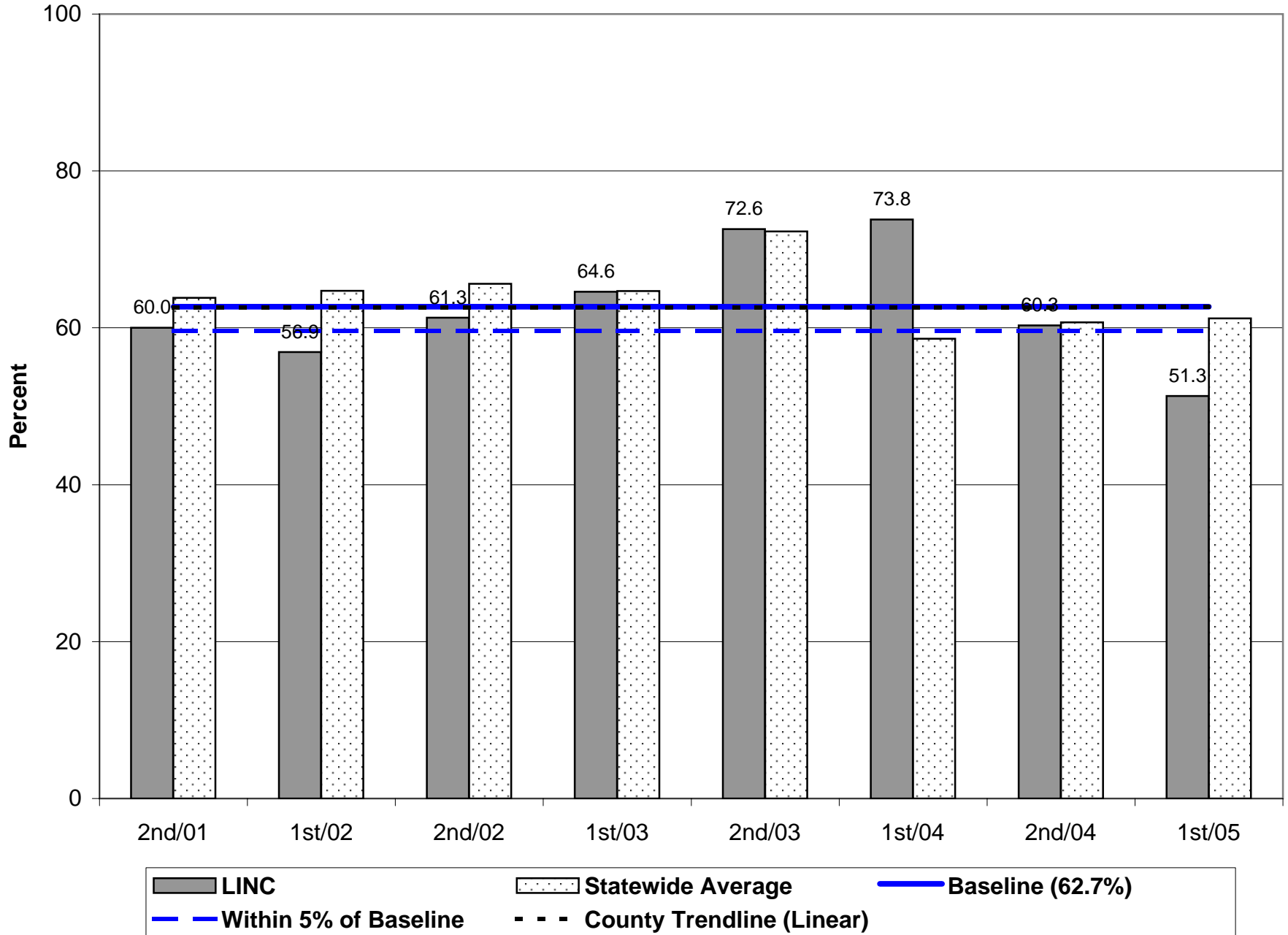
Probation Positive Case Closures - 1st Half 2005



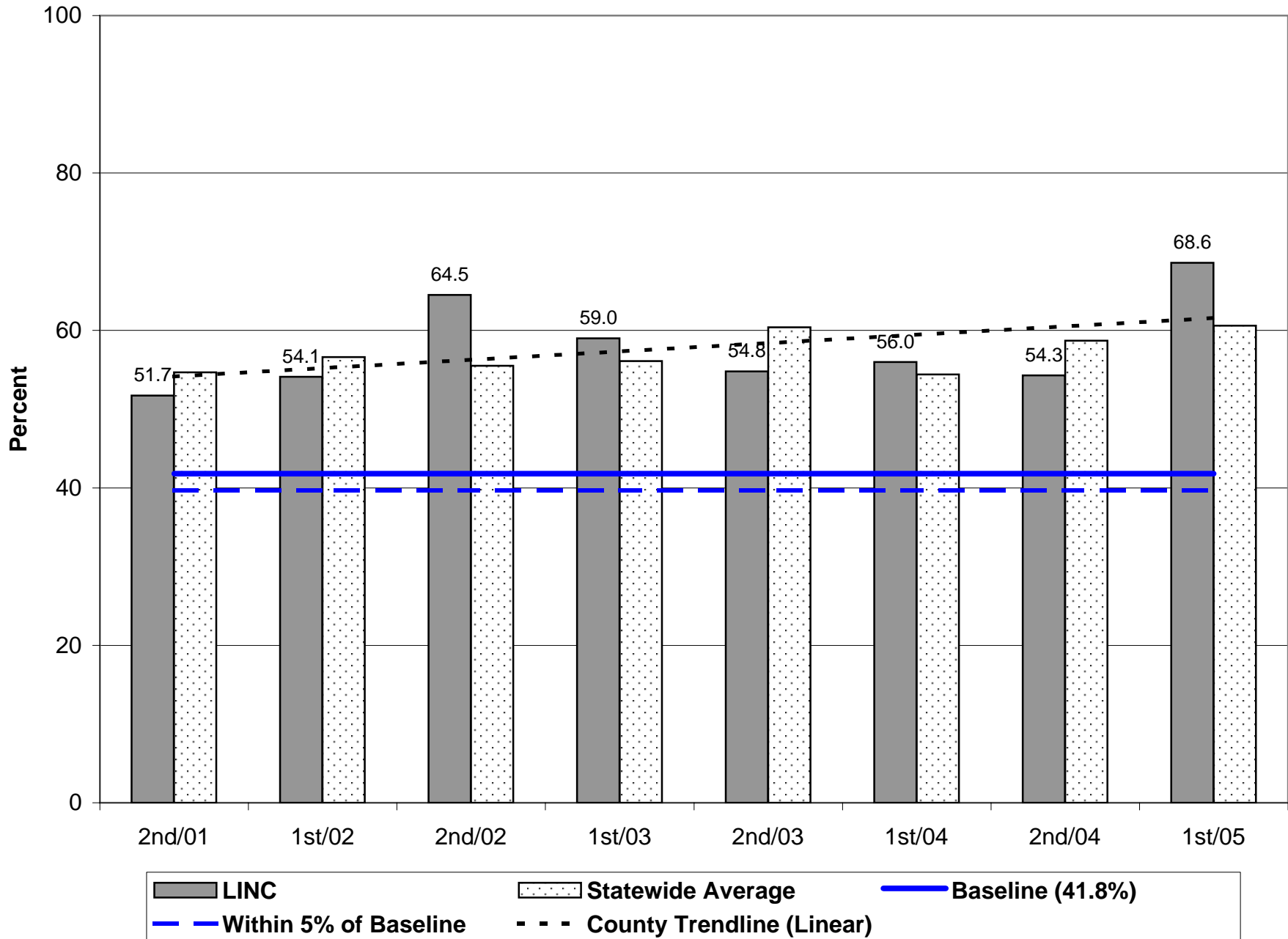
Parole/Post-Prison Supervision Positive Case Closures - 1st Half 2005



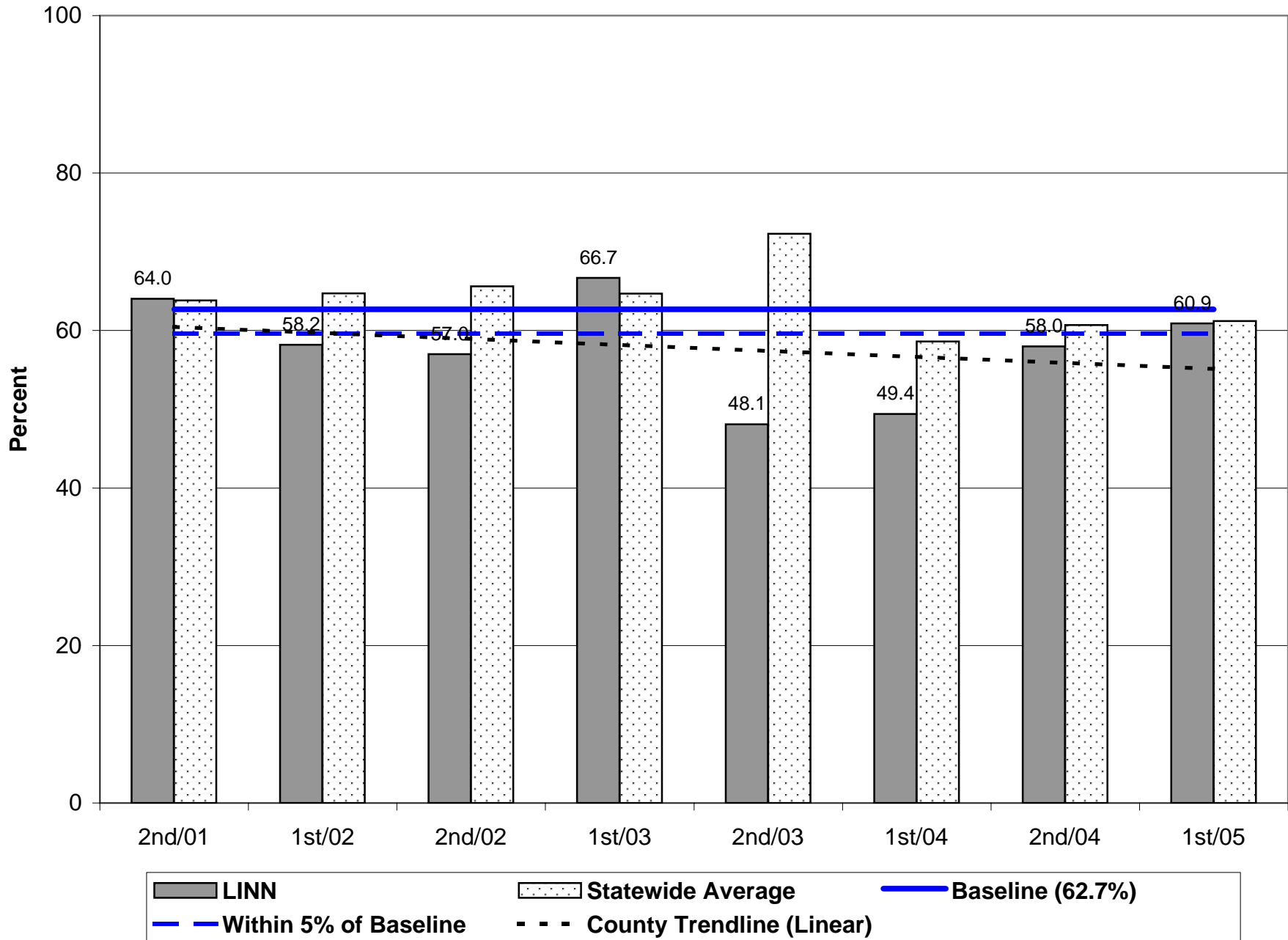
Probation Positive Case Closures - 1st Half 2005



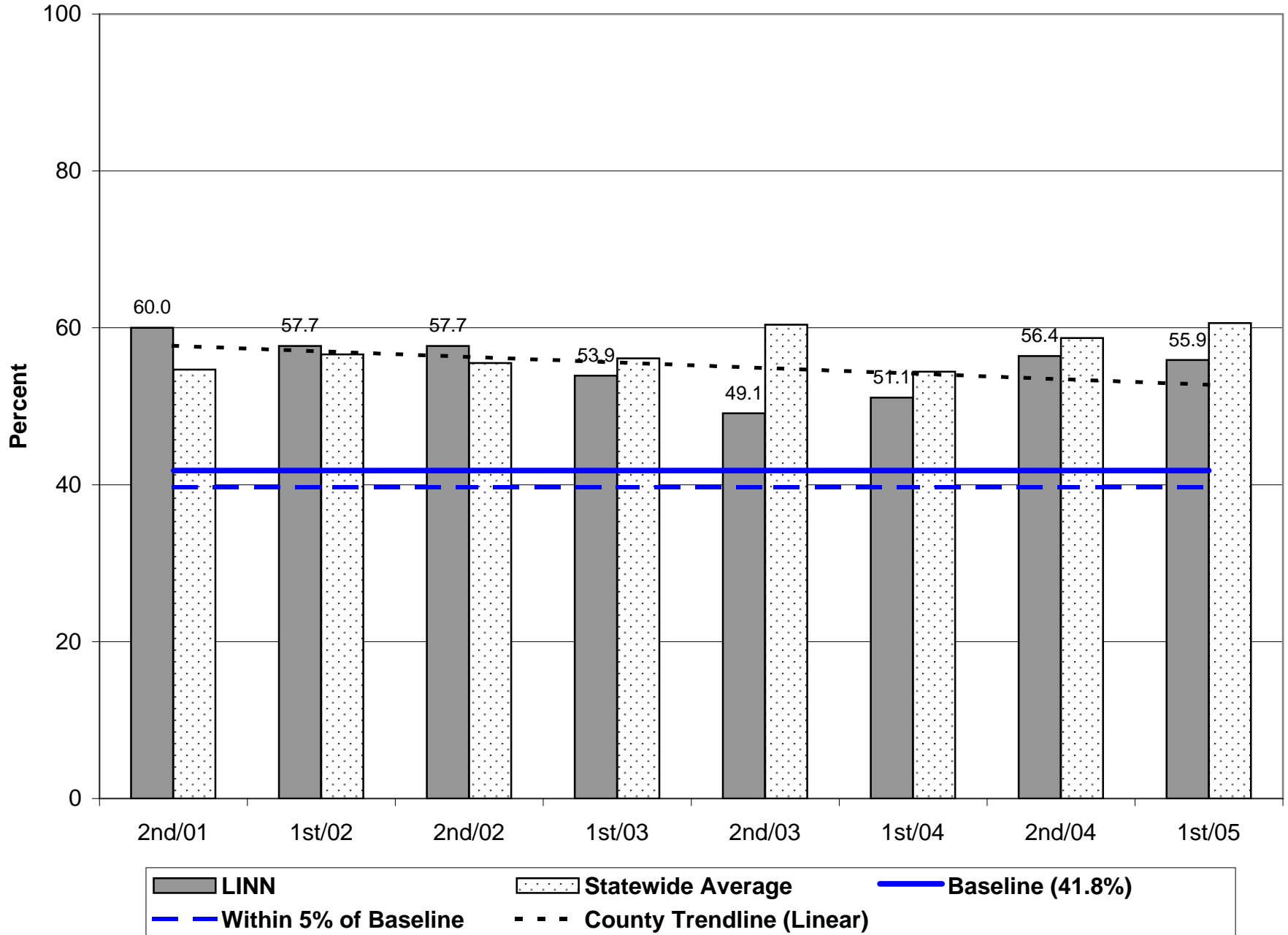
Parole/Post-Prison Supervision Positive Case Closures - 1st Half 2005



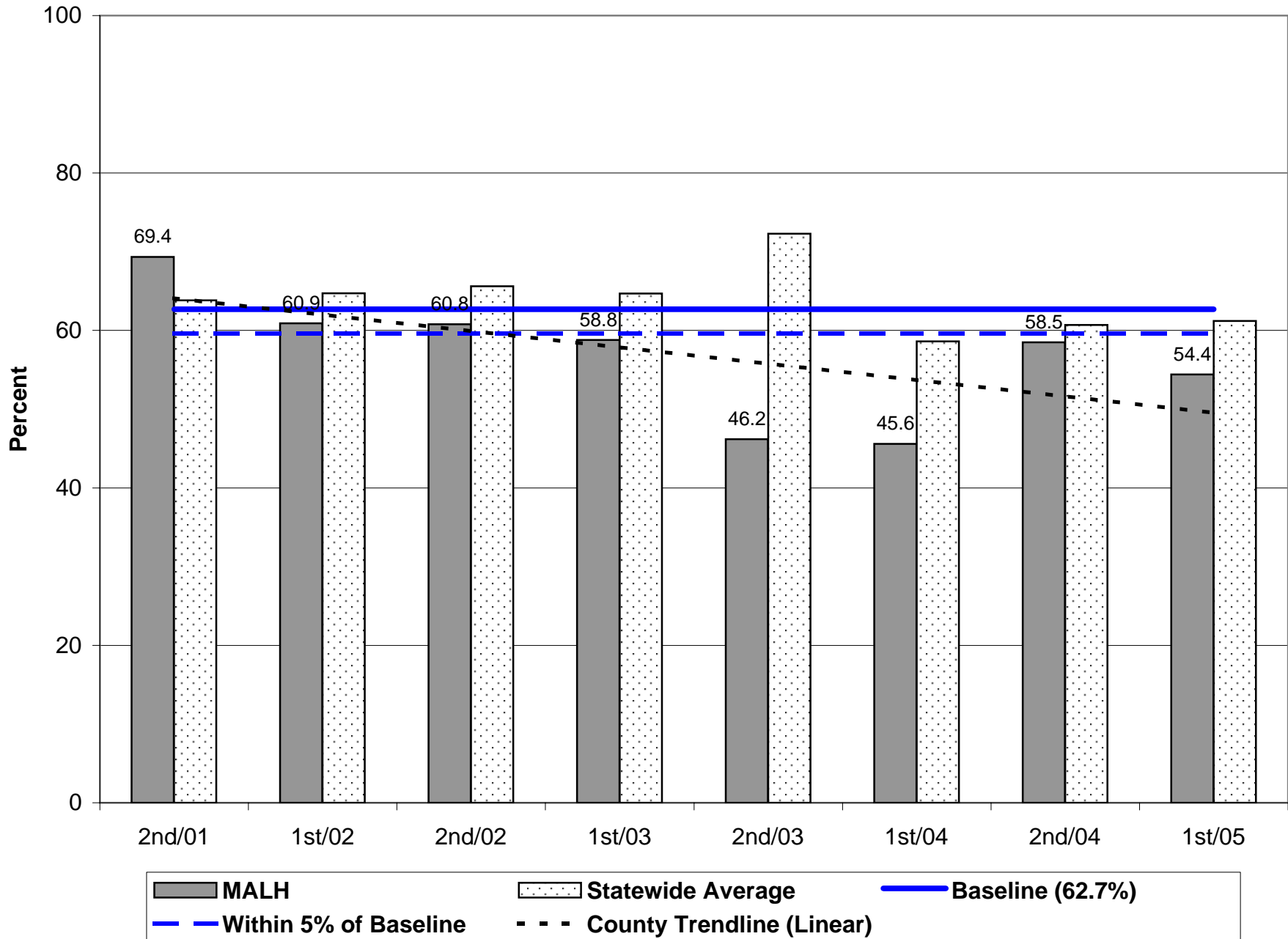
Probation Positive Case Closures - 1st Half 2005



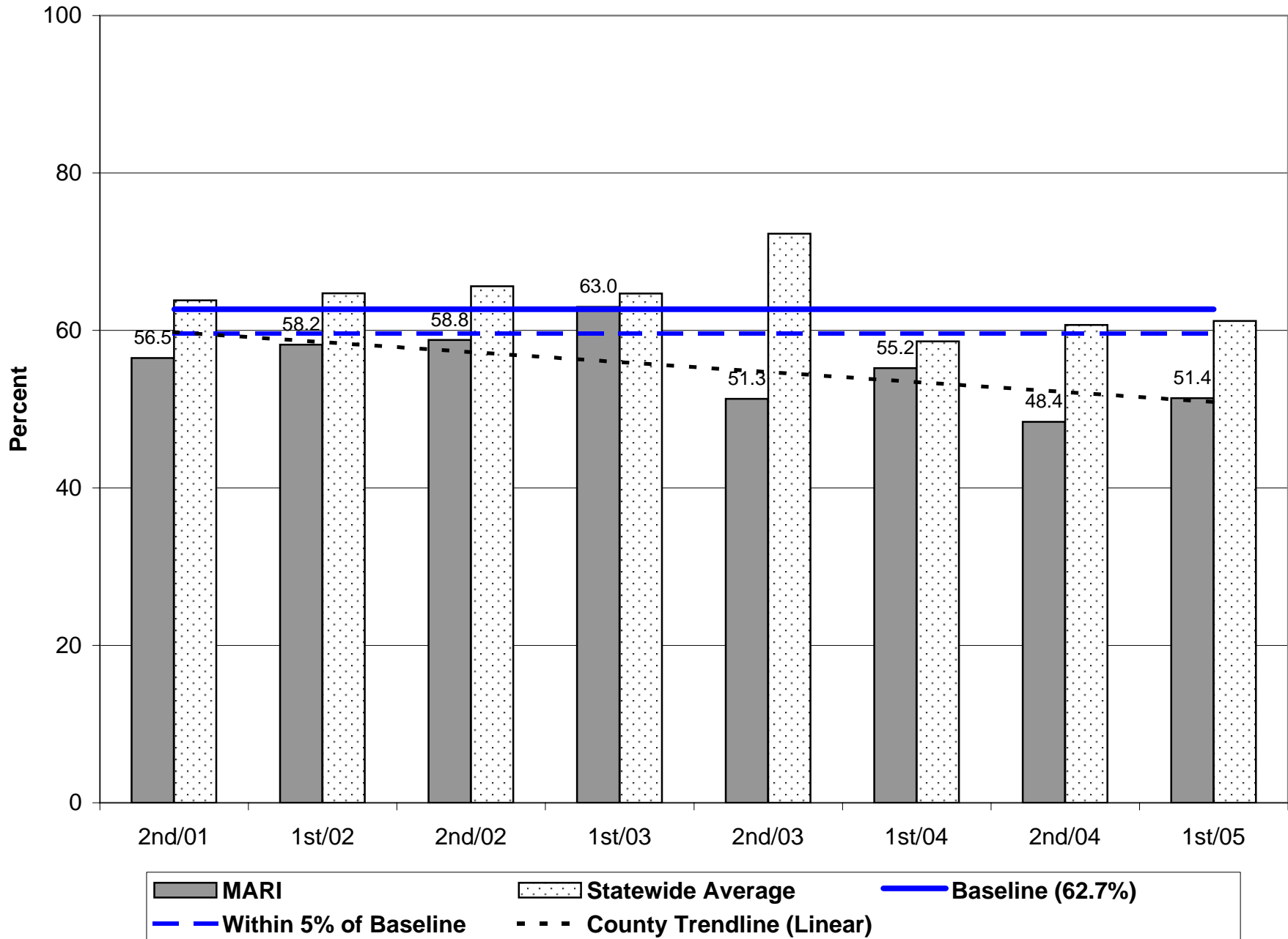
Parole/Post-Prison Supervision Positive Case Closures - 1st Half 2005



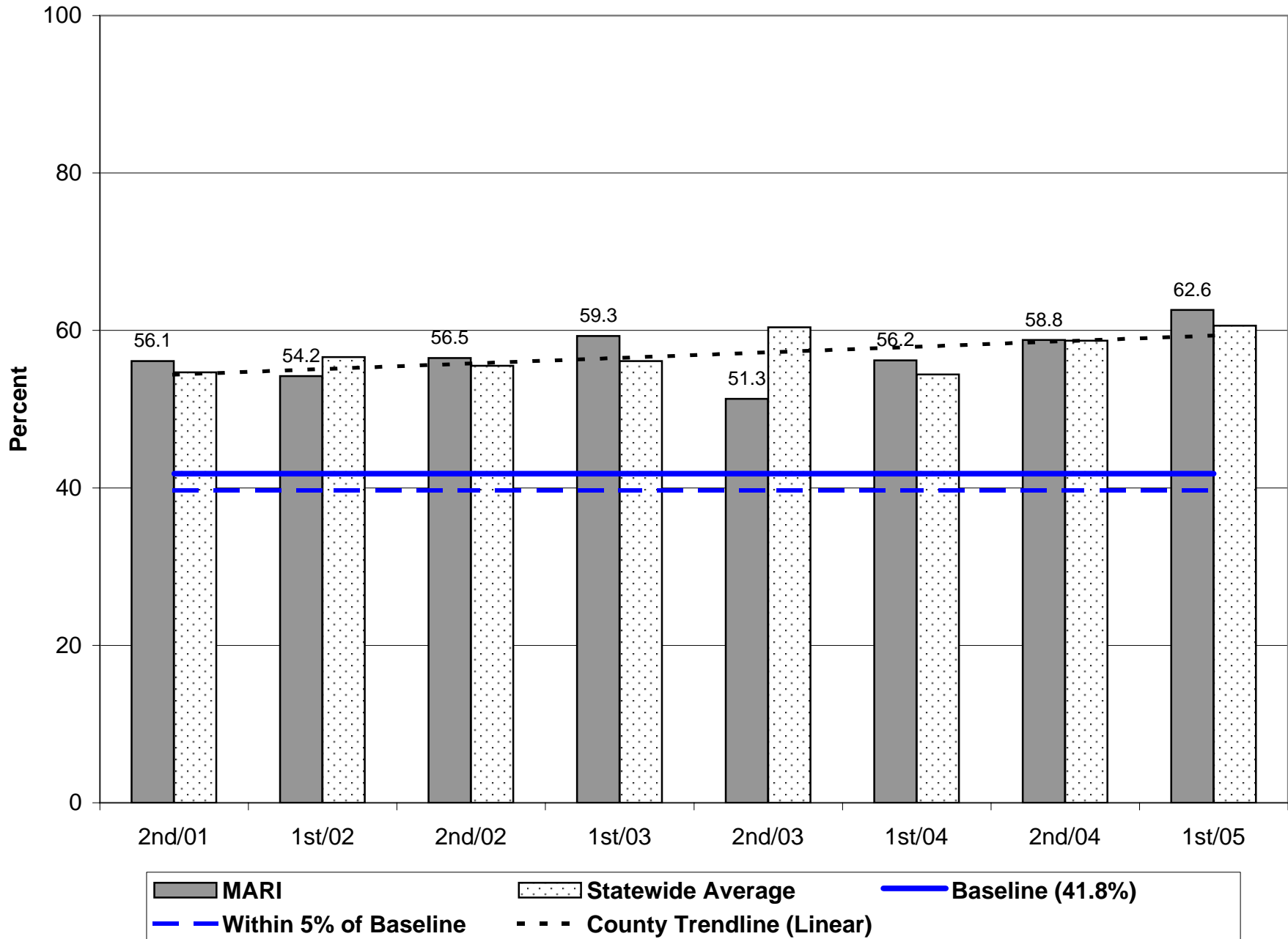
Probation Positive Case Closures - 1st Half 2005



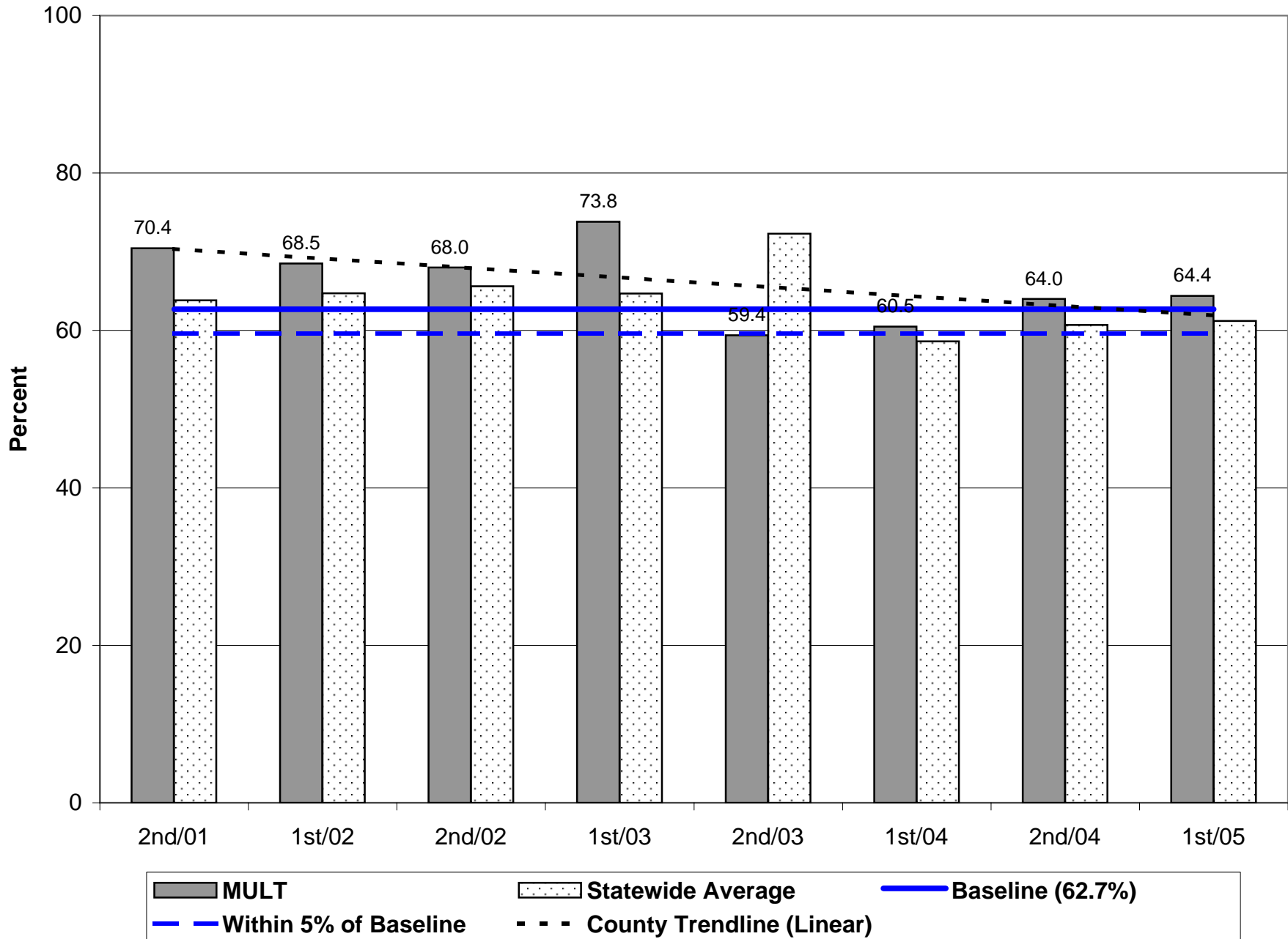
Probation Positive Case Closures - 1st Half 2005



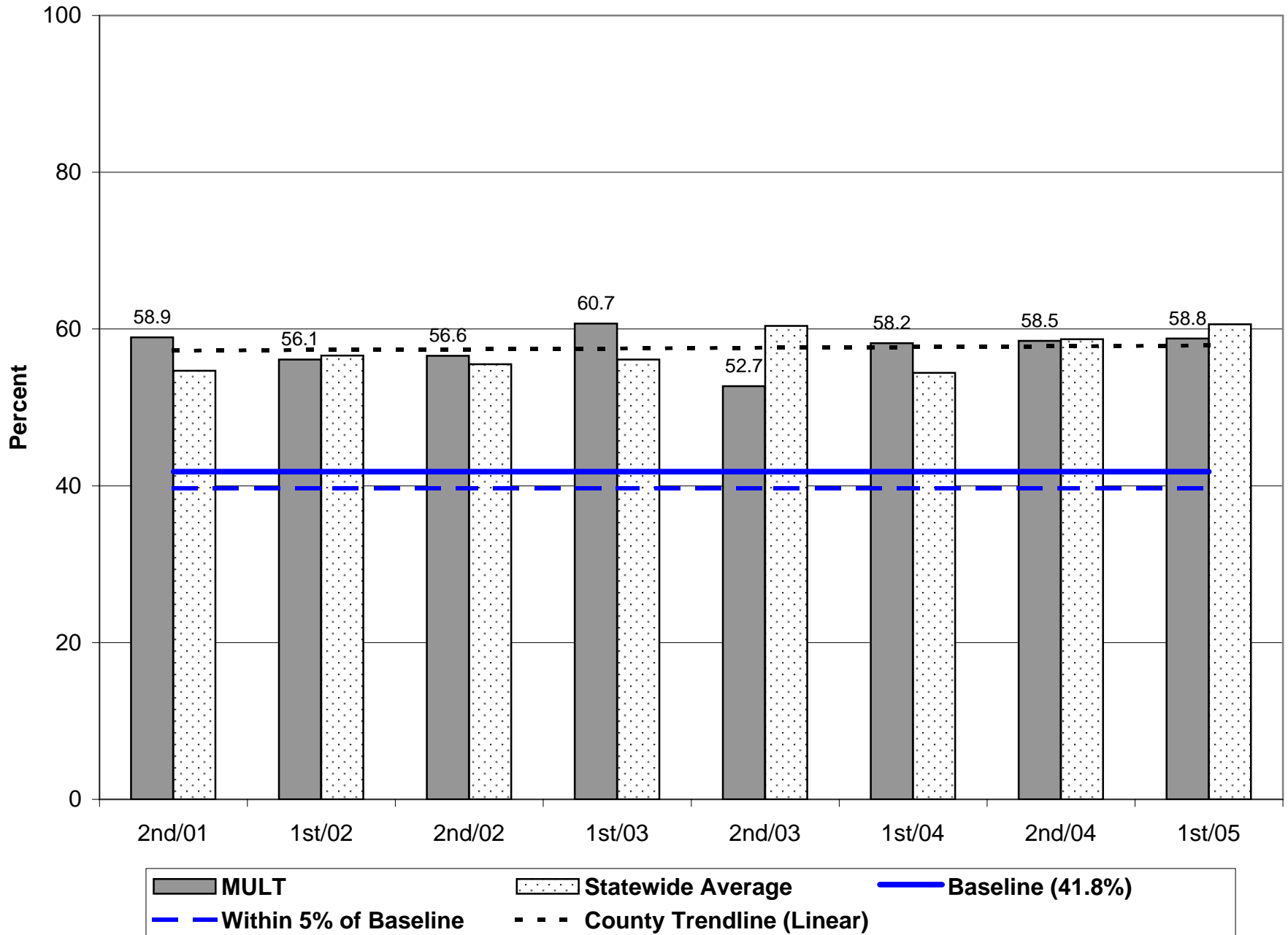
Parole/Post-Prison Supervision Positive Case Closures - 1st Half 2005



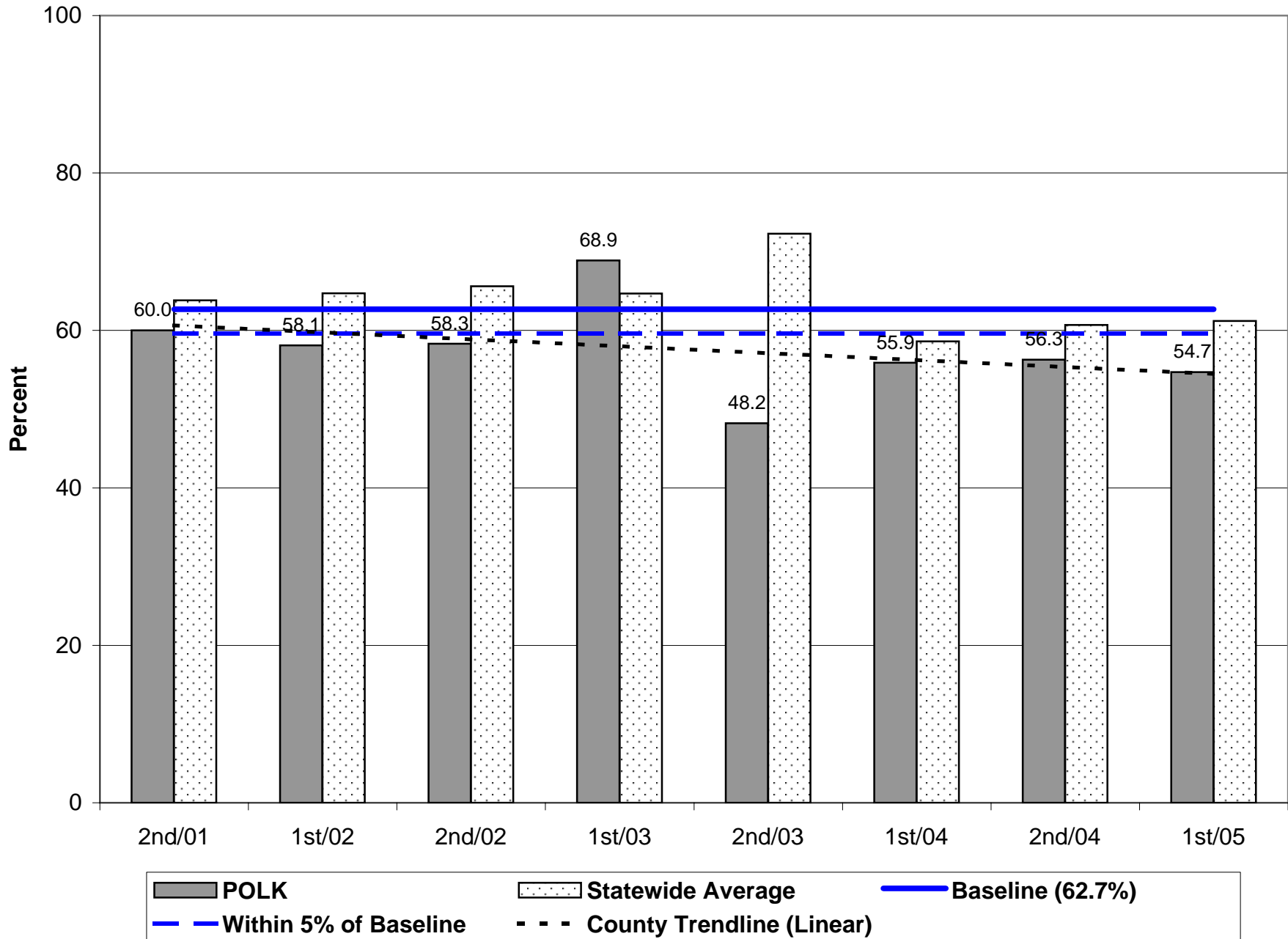
Probation Positive Case Closures - 1st Half 2005



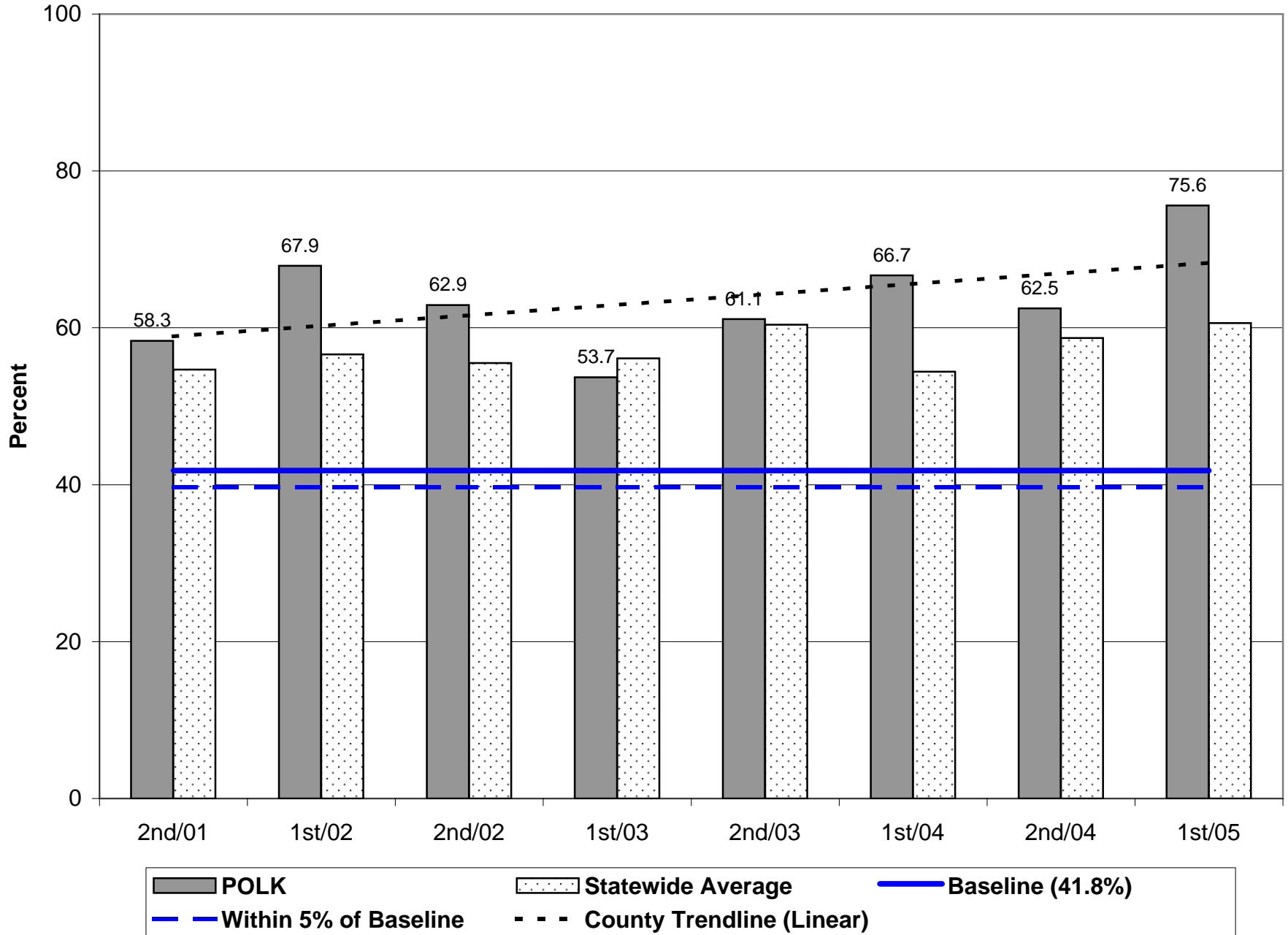
Parole/Post-Prison Supervision Positive Case Closures - 1st Half 2005



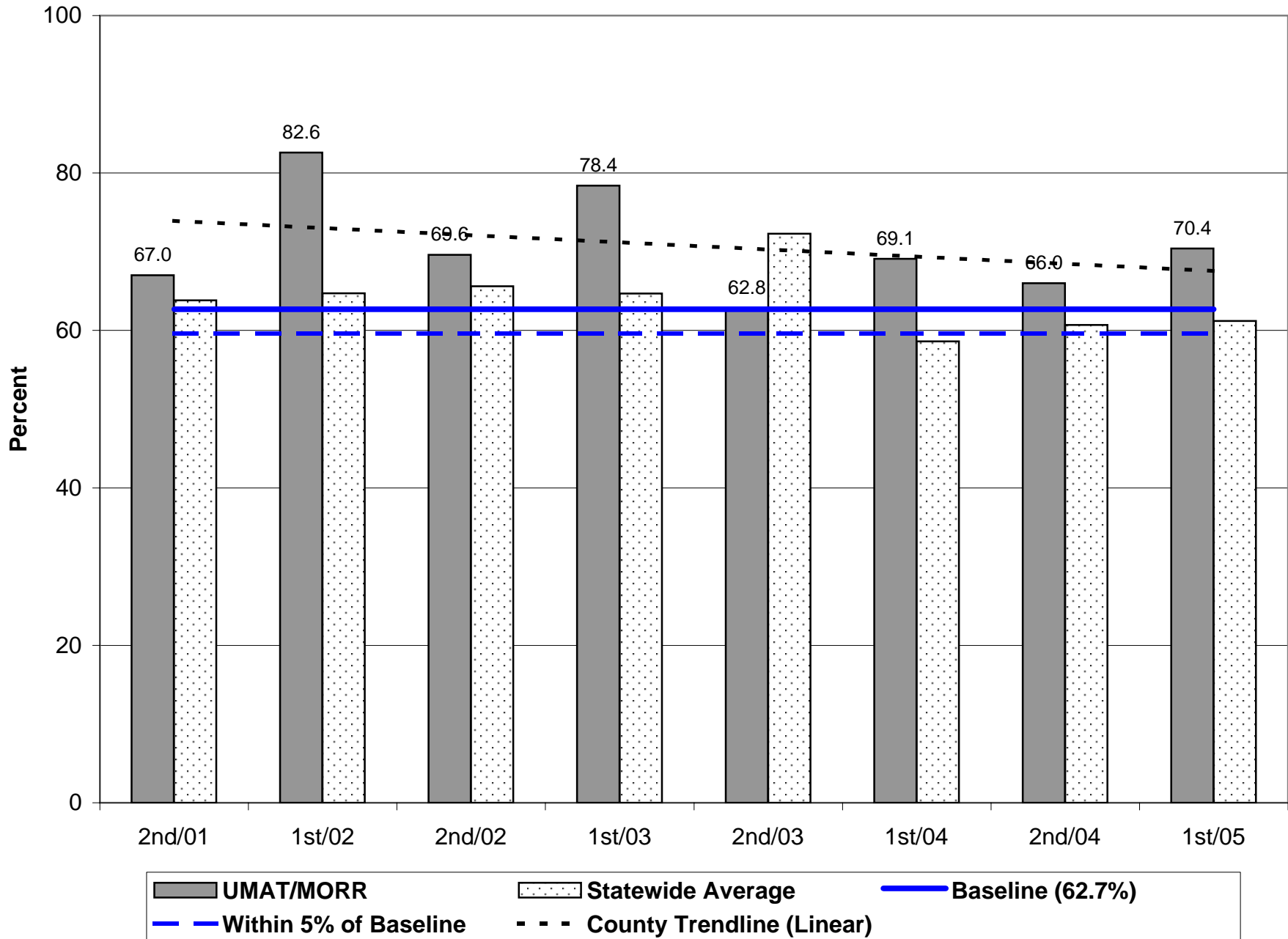
Probation Positive Case Closures - 1st Half 2005



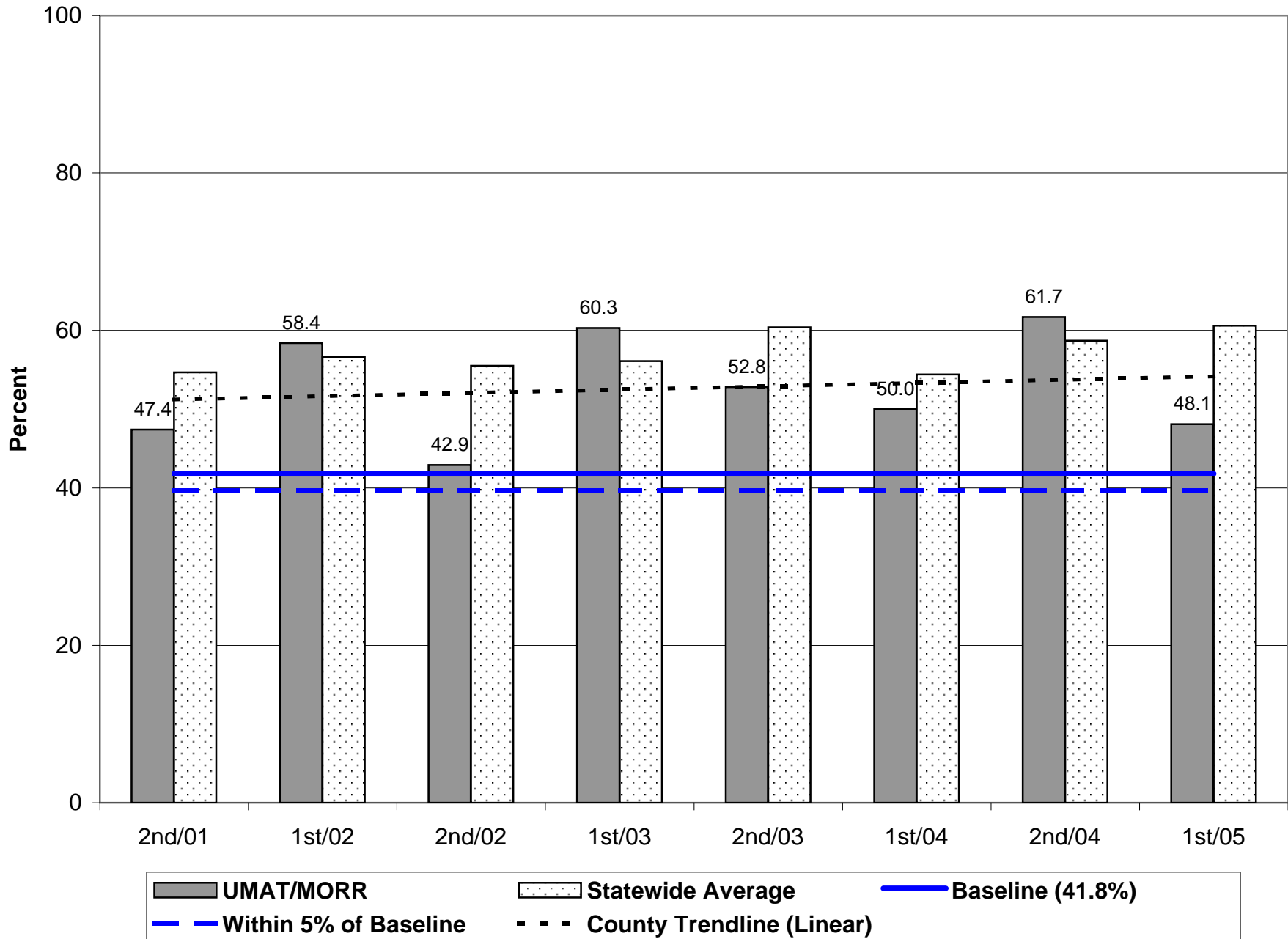
Parole/Post-Prison Supervision Positive Case Closures - 1st Half 2005



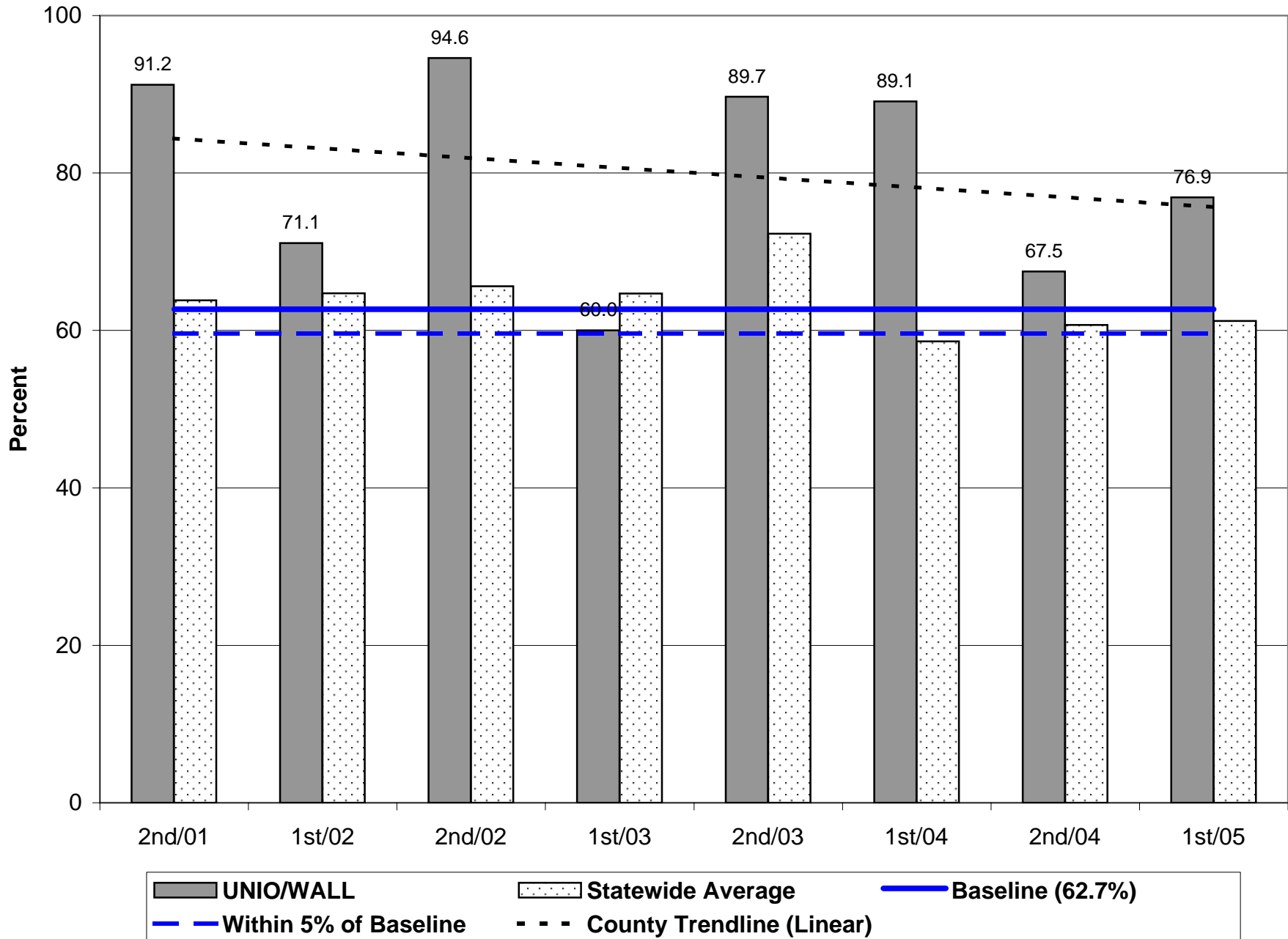
Probation Positive Case Closures - 1st Half 2005



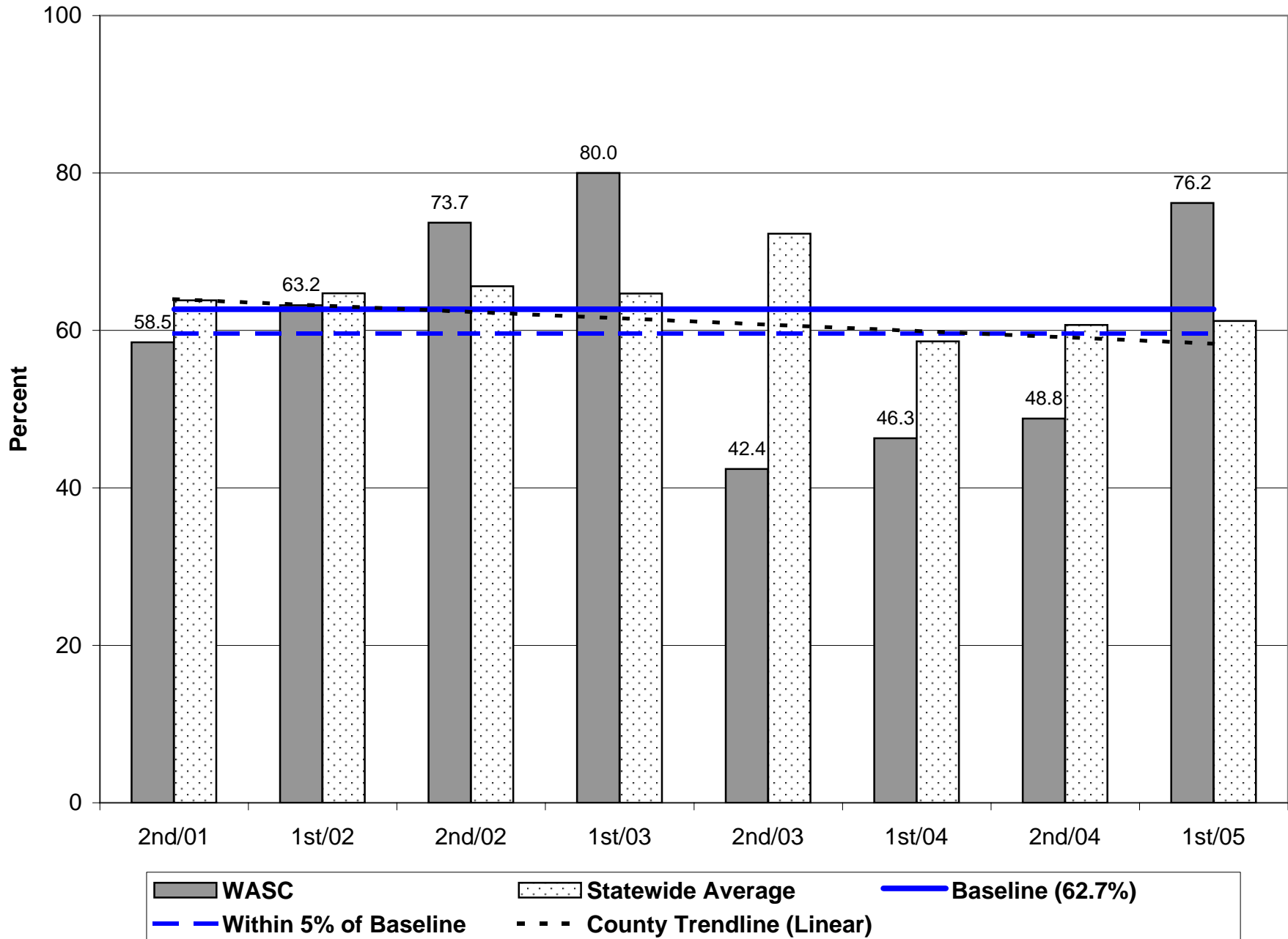
Parole/Post-Prison Supervision Positive Case Closures - 1st Half 2005



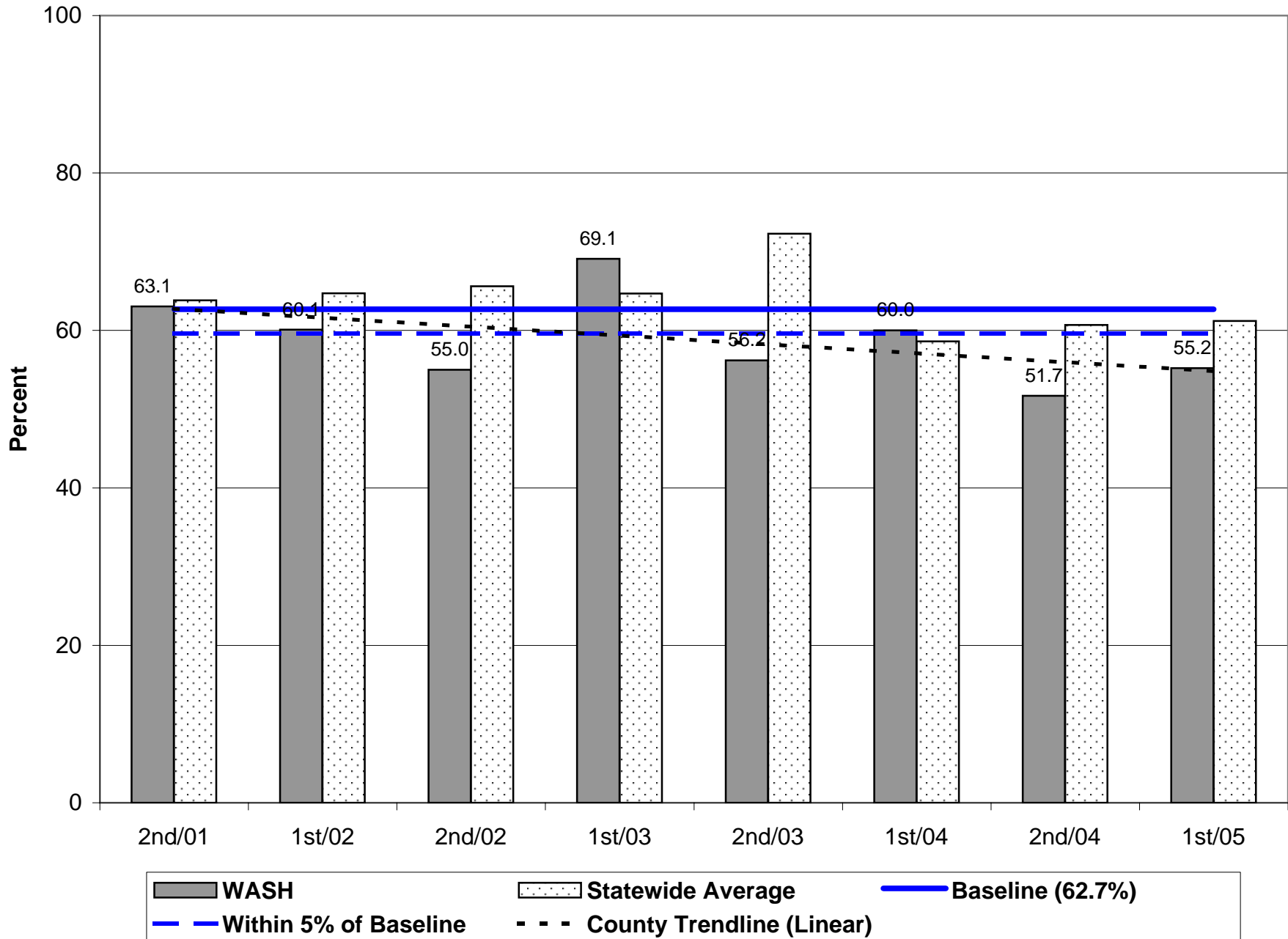
Probation Positive Case Closures - 1st Half 2005



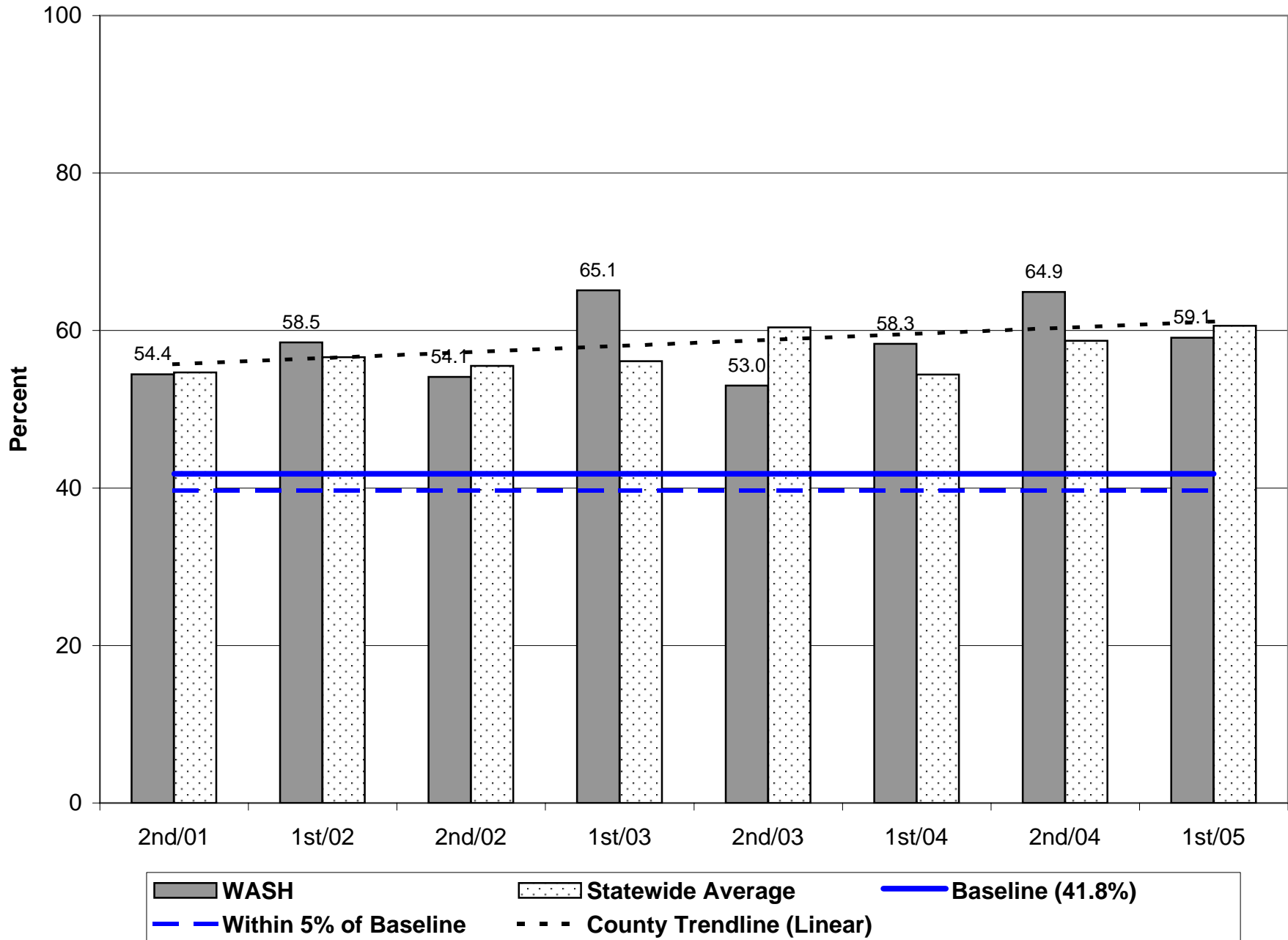
Probation Positive Case Closures - 1st Half 2005



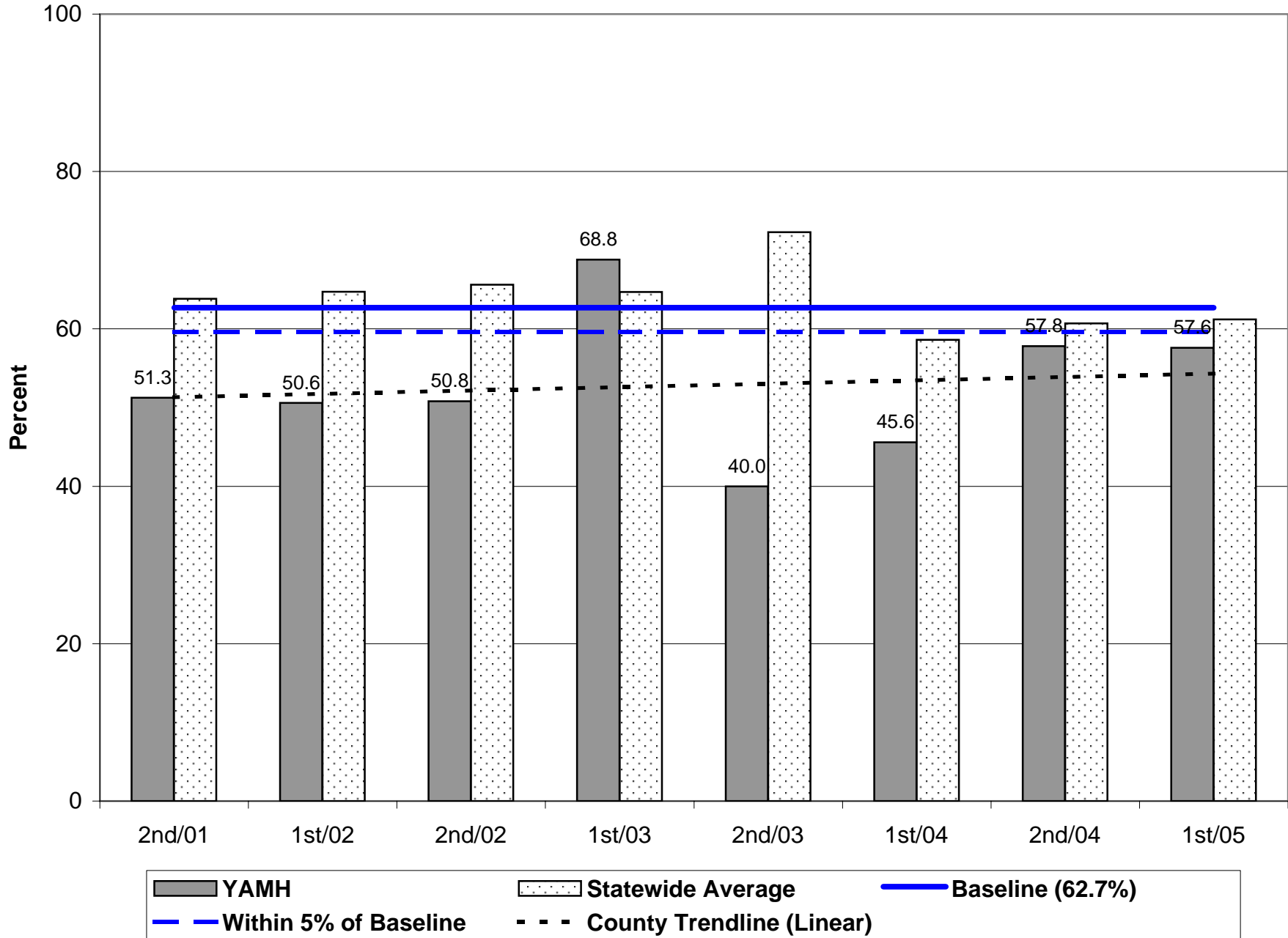
Probation Positive Case Closures - 1st Half 2005



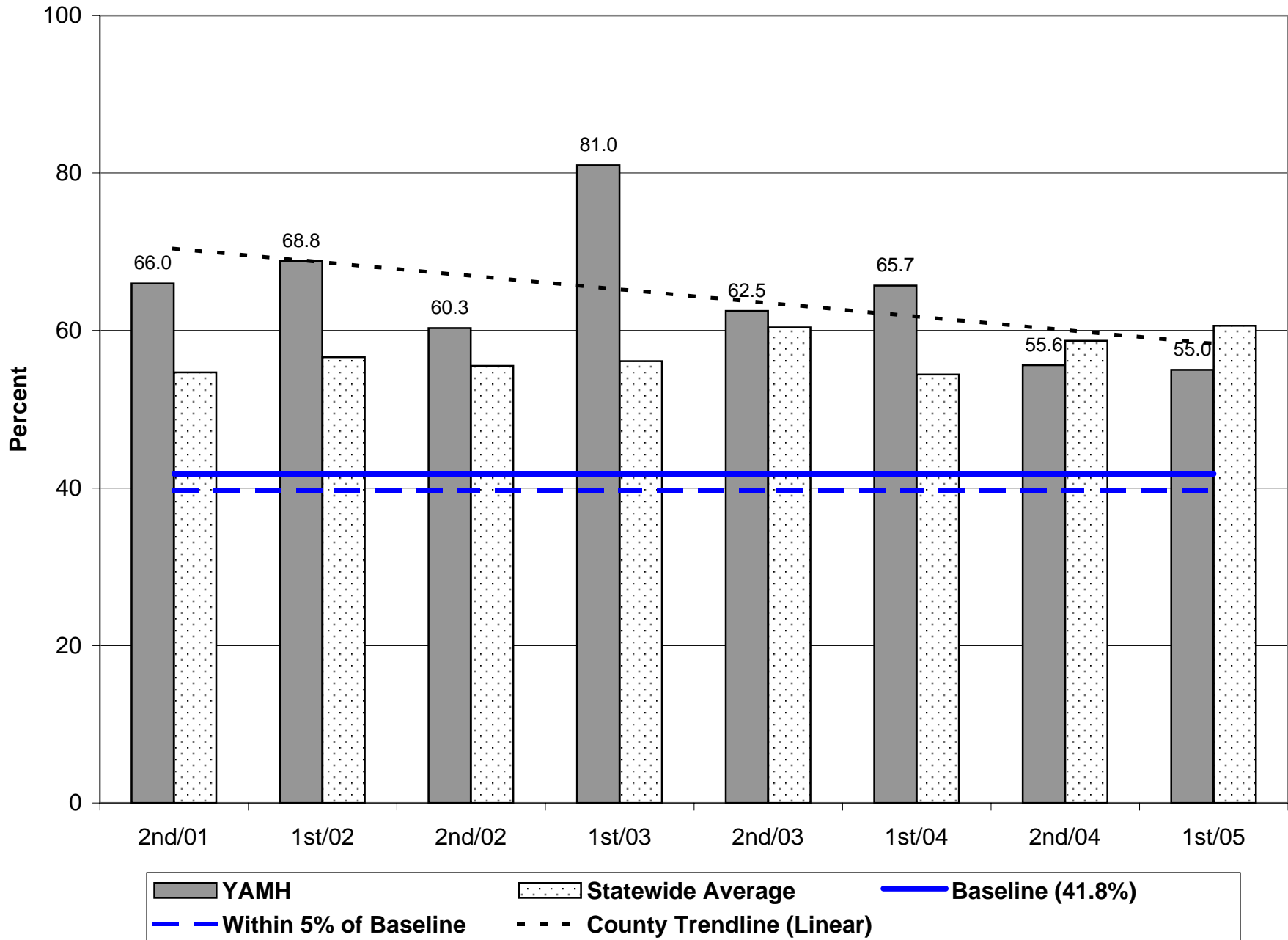
Parole/Post-Prison Supervision Positive Case Closures - 1st Half 2005



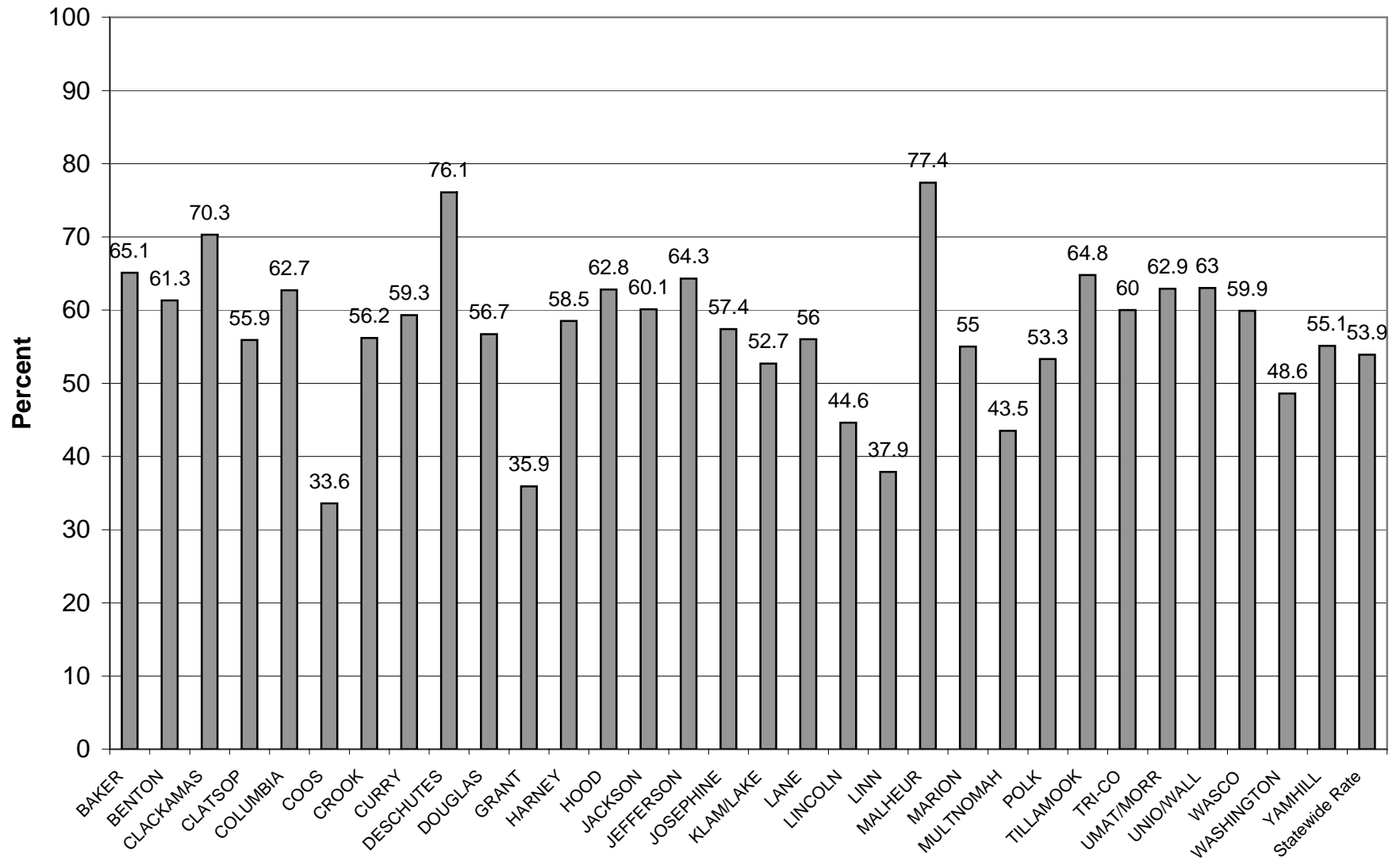
Probation Positive Case Closures - 1st Half 2005



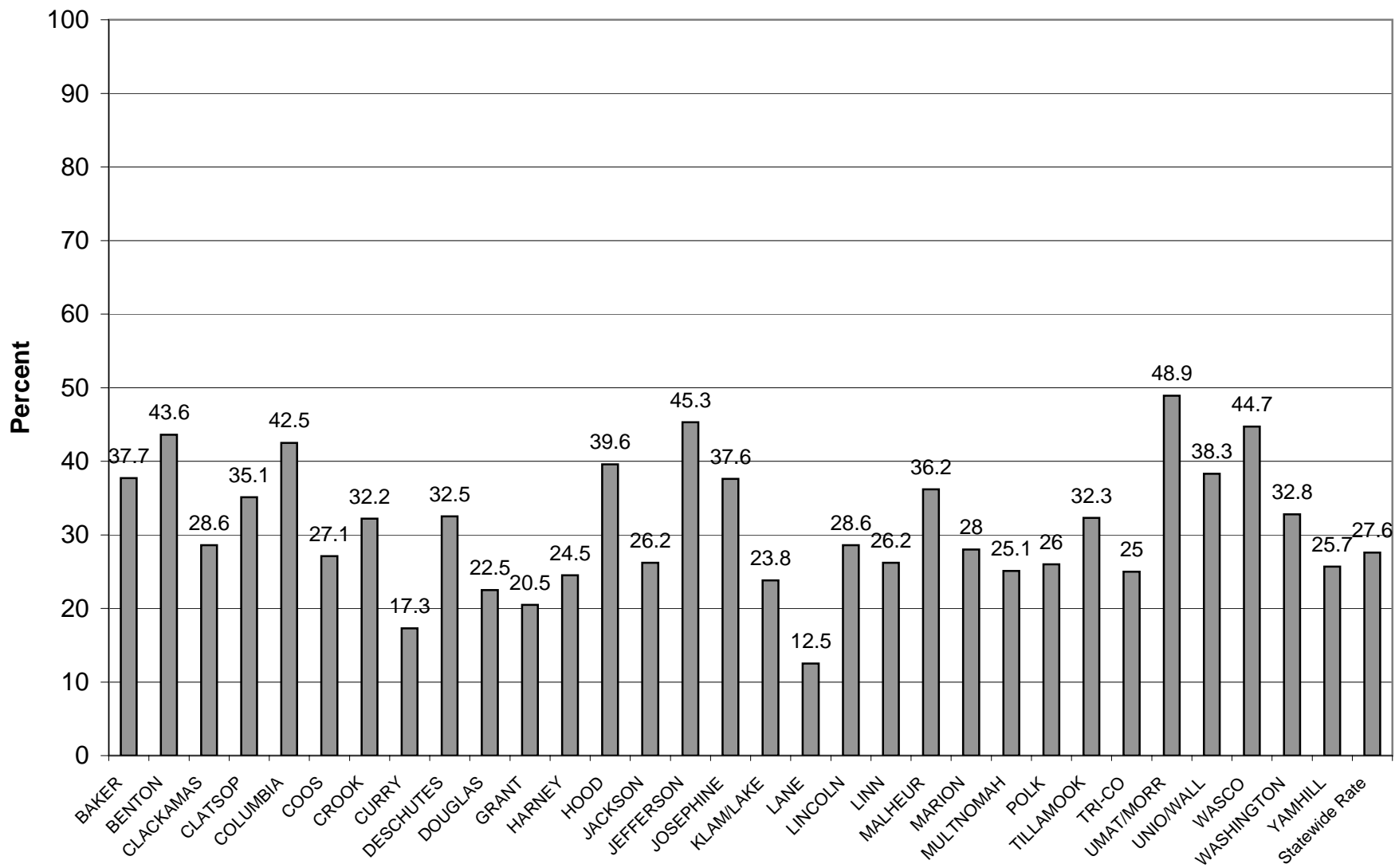
Parole/Post-Prison Supervision Positive Case Closures - 1st Half 2005



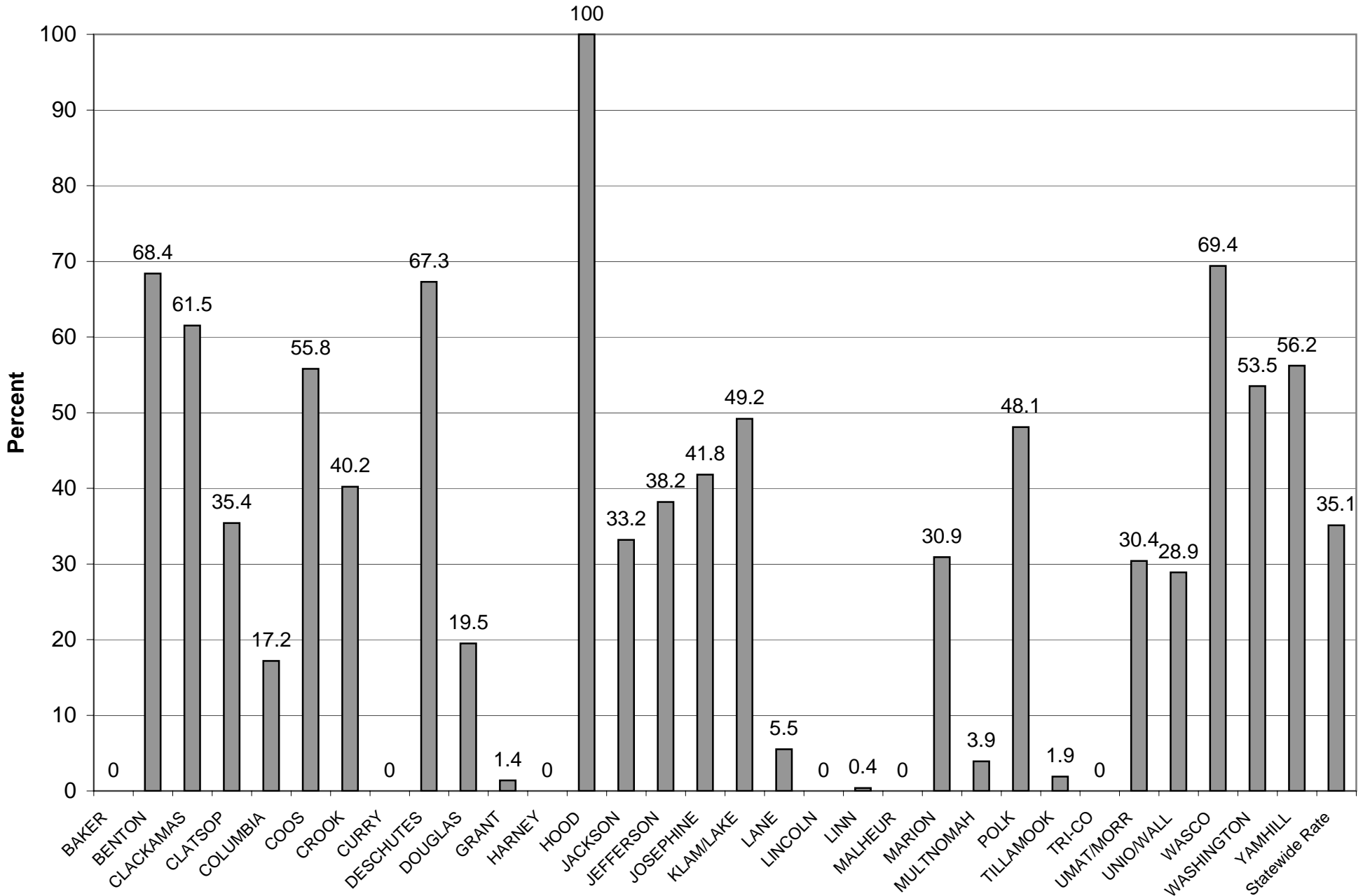
Average Percent Employed Cases Open - 1st Half 2005



Percent Participated in Treatment Cases Open - 1st Half 2005



Average Percent Restitution Paid Cases Closed - 1st Half 2005



Average Percentage of Community Service Worked Cases Closed - 1st Half 2005

