

March 2, 2005

TO: County Commissioners
Community Corrections Directors
Sheriffs
Local Public Safety Coordinating Council Chairs

FROM: Ginger Martin
Assistant Director

SUBJECT: COMMUNITY CORRECTIONS OUTCOME MEASURES FOR 1st HALF 2004

Enclosed are the 1st Half 2004 performance outcome measure results for the state. Meeting these outcomes is part of the intergovernmental agreement between the State and the county. The outcome measures are:

1. Reduce Criminal Behavior:
 - a. Reduce recidivism, as measured by felony convictions from initial admission to probation, tracking for three years from admission.
 - b. Reduce recidivism, as measured by felony convictions from first release to parole/post-prison supervision, tracking for three years from release.
2. Enforce Court and Board Orders:
 - a. Increase the percentage of positive case closures for offenders on parole/post-prison supervision.
 - b. Increase the percentage of positive case closures for offenders on probation.
3. Assist Offenders to Change:
 - a. Increase employment rates for offenders on supervision.
 - b. Increase the rate of participation in treatment programs for offenders on supervision.
4. Provide Reparation to Victims
 - a. Increase the percentage of restitution and compensatory fines collected, owed to victims.
 - b. Increase the number of community service hours provided by offenders on supervision.
5. Increase the use of community-based non-jail sanctions for first time sanctions above the baseline of 20% set in 1999-2000

The first two outcomes (four measures) are being provided during this reporting period. The others have been added to the intergovernmental agreement following the input of the Oregon Association of Community Corrections Directors. They are not included in this report, but preliminary information is being collected and will be distributed in the next reporting period. Community corrections agencies have been entering this data when a supervision case is closed, although the method of reporting out the new performance measure data is not yet accurately automated. Abscond data will continue to be reported as management information; however it is no longer included as a performance measure. The fifth outcome data will be reported out as a separate report.

More detail, as well as historical data for each county, can be found on the Department of Corrections website at www.oregon.gov/DOC/TRANS/CC/outcome_measures.shtml. For comparison purposes, we have included tables and charts showing each county's outcome for the 1st Half 2004. If you do not see certain charts specific to your county's performance, it is because the number of offenders in the category was very small, making the result too much subject to chance to present.

If you have any questions, comments or suggestions about the attachments, please contact Denise Turner at (503) 945-9055 or e-mail at Denise.Turner@doc.state.or.us.

c: Central Office Administration

TABLE OF CONTENTS

RECIDIVISM

STATEWIDE.....	5
BAKER COUNTY.....	16
BENTON COUNTY.....	17
CLACKAMAS COUNTY.....	20
CLATSOP COUNTY.....	25
COLUMBIA COUNTY.....	30
COOS COUNTY.....	33
CROOK COUNTY.....	38
CURRY COUNTY.....	41
DESCHUTES COUNTY.....	42
DOUGLAS COUNTY.....	47
GRANT COUNTY.....	52
HARNEY COUNTY.....	53
HOOD RIVER COUNTY.....	54
JACKSON COUNTY.....	55
JEFFERSON COUNTY.....	60
JOSEPHINE COUNTY.....	63
KLAMATH/LAKE COUNTY.....	68
LANE COUNTY.....	74
LINCOLN COUNTY.....	79
LINN COUNTY.....	82
MALHEUR COUNTY.....	87
MARION COUNTY.....	92
MORROW COUNTY.....	97
MULTNOMAH COUNTY.....	98
POLK COUNTY.....	111
TILLAMOOK COUNTY.....	116
TRI-COUNTY (GILLIAM/SHERMAN/WHEELER).....	119
UMATILLA COUNTY.....	120
UNION/WALLOWA COUNTY.....	125
WASCO COUNTY.....	129
WASHINGTON COUNTY.....	130
YAMHILL COUNTY.....	135

POSITIVE CASE CLOSURES

STATEWIDE.....	140
BENTON COUNTY.....	156
CLACKAMAS COUNTY.....	157
CLATSOP COUNTY.....	159
COLUMBIA COUNTY.....	161
COOS COUNTY.....	163
CURRY COUNTY.....	165
DESCHUTES COUNTY.....	166
DOUGLAS COUNTY.....	168
JACKSON COUNTY.....	170
JEFFERSON COUNTY.....	172
JOSEPHINE COUNTY.....	173
KLAMATH/LAKE COUNTY.....	175
LANE COUNTY.....	177
LINCOLN COUNTY.....	179
LINN COUNTY.....	181
MALHEUR COUNTY.....	183
MARION COUNTY.....	185
MULTNOMAH COUNTY.....	187
POLK COUNTY.....	189
TILLAMOOK COUNTY.....	191
UMATILLA/MORROW.....	192
UNION/WALLOWA COUNTY.....	194
WASCO COUNTY.....	195
WASHINGTON COUNTY.....	196
YAMHILL COUNTY.....	198

OREGON DEPARTMENT OF CORRECTIONS
RECIDIVISM OF NEW PAROLEES AND PROBATIONERS
All Offenders - Updated: November 1, 2004

	PAROLE-PPS				PROBATION			
	Cumulative Percent Convicted of Any Felony After First Release to Parole-PPS				Cumulative Percent Convicted of Any Felony After First Sentence to Felony Probation			
	Percent convicted in ...months				Percent convicted in ...months			
Cohort	12	24	36	Total released	12	24	36	Total sentenced
1st/87	15.2	26.8	36.3	906				
2nd/87	18.5	31.4	38.9	1,049				
1st/88	19.0	31.3	38.5	1,093				
2nd/88	16.6	29.7	36.6	1,078				
1st/89	17.2	28.2	33.8	1,137				
2nd/89	18.3	27.7	34.3	1,166				
1st/90	19.6	30.0	36.6	1,406	11.3	17.8	22.0	4,500
2nd/90	14.6	24.9	31.6	1,475	11.0	17.7	21.9	3,856
1st/91	14.6	26.0	32.9	1,545	10.4	16.8	21.8	4,281
2nd/91	13.7	24.8	33.3	1,450	10.5	18.2	22.1	3,844
1st/92	13.9	23.8	31.3	1,667	10.3	17.1	21.4	4,382
2nd/92	14.2	23.6	29.7	1,674	10.4	17.6	22.1	3,985
1st/93	15.5	25.2	31.8	1,514	11.7	18.9	23.0	4,178
2nd/93	13.5	24.0	30.5	1,595	11.2	18.3	23.0	4,081
1st/94	13.4	23.0	30.6	1,490	12.2	20.6	25.5	4,318
2nd/94	13.5	22.5	28.8	1,560	12.2	20.5	25.0	4,087
1st/95	14.2	23.9	30.6	1,622	13.9	21.6	26.6	4,608
2nd/95	16.0	25.6	33.6	1,870	12.2	20.1	25.3	4,531
1st/96	12.3	24.9	31.6	1,839	11.1	19.3	24.5	4,783
2nd/96	12.6	24.2	31.5	1,973	11.0	18.6	23.3	4,400
1st/97	12.7	23.5	29.8	1,938	11.0	19.1	23.9	4,629
2nd/97	12.9	23.1	29.6	1,796	13.9	22.0	26.8	4,364
1st/98	13.0	23.2	29.5	1,976	13.3	21.2	26.3	4,829
2nd/98	13.9	23.6	30.4	2,274	11.9	19.2	24.1	4,840
1st/99	15.3	25.3	32.6	2,301	12.0	19.3	23.9	4,852
2nd/99	14.6	25.5	32.7	2,470	12.6	19.7	24.3	4,672
1st/00	12.4	23.3	30.7	2,446	11.4	19.8	24.0	4,960
2nd/00	13.8	24.0	31.1	2,418	12.0	19.3	23.6	4,426
1st/01	14.9	24.4	30.5	2,581	11.3	19.1	23.3	4,863
2nd/01	12.4	21.8		2,606	12.1	19.1		4,464
1st/02	12.0	21.1		2,459	12.0	20.1		4,816
2nd/02	10.3			2,768	10.2			4,573
1st/03	13.6			2,591	9.9			4,176

Notes:

Parole: Recidivism is defined as the total percentage of a release cohort that was convicted of any felony at any time within the specified number of months following release from prison. A release cohort is defined as comprising all individuals who were released to parole or PPS during a six month period. It excludes those released from prison following a revocation from parole/PPS. Inmates initially released on temporary or transitional leave are also included as of their parole or PPS date.

Probation: Recidivism is defined as the total percentage of an admission cohort that was convicted of any felony at any time within the specified number of months after beginning probation. An admission cohort is defined as comprising all individuals who were sentenced for the first time to felony probation during the same six month period. Some offenders have been sentenced to probation more than once. Each new probation admission is considered a separate case.

**OREGON DEPARTMENT OF CORRECTIONS
 RECIDIVISM OF NEW PAROLEES AND PROBATIONERS
 Female Offenders - Updated: November 1, 2004**

	PAROLE-PPS				PROBATION			
	Cumulative Percent Convicted of Any Felony After First Release to Parole-PPS				Cumulative Percent Convicted of Any Felony After First Sentence to Felony Probation			
	Percent convicted in ...months			Total released	Percent convicted in ...months			Total sentenced
Cohort	12	24	36		12	24	36	
1st/87	18.7	32.0	38.7	75				
2nd/87	13.7	24.7	28.8	73				
1st/88	14.4	33.7	40.4	104				
2nd/88	16.0	31.0	37.0	100				
1st/89	20.2	29.8	34.6	104				
2nd/89	21.0	33.1	37.1	124				
1st/90	17.6	25.9	31.8	170	8.2	13.8	17.3	1,023
2nd/90	12.2	24.3	31.1	148	8.7	13.8	18.4	739
1st/91	11.2	18.0	24.2	161	6.8	10.5	15.1	918
2nd/91	14.0	23.5	32.4	136	6.1	11.4	14.3	760
1st/92	6.9	16.4	24.9	189	6.6	12.2	15.1	909
2nd/92	12.0	19.3	25.0	192	6.6	12.6	16.3	802
1st/93	13.7	22.9	36.6	131	10.0	15.1	18.7	867
2nd/93	11.9	25.4	30.6	193	7.0	12.5	16.6	842
1st/94	16.4	29.6	37.1	159	7.5	14.6	18.8	889
2nd/94	12.6	19.2	28.6	182	10.6	17.9	20.9	941
1st/95	13.2	18.1	26.9	182	9.6	15.6	19.7	998
2nd/95	13.2	21.8	33.5	257	9.6	16.5	20.7	1,117
1st/96	9.1	24.1	29.3	232	10.3	15.8	20.6	1,111
2nd/96	11.5	25.0	32.4	244	7.3	12.3	16.3	972
1st/97	10.7	22.1	29.4	272	10.6	17.3	21.0	1,080
2nd/97	10.3	17.5	25.0	252	11.7	18.6	23.6	989
1st/98	11.7	21.9	28.7	265	11.0	18.6	22.6	1,166
2nd/98	14.2	27.3	35.5	330	11.7	18.3	23.2	1,124
1st/99	16.3	27.1	32.3	387	11.5	16.8	20.5	1,134
2nd/99	19.0	29.9	35.3	348	12.0	18.4	22.6	1,138
1st/00	13.1	19.5	27.9	359	10.1	17.3	21.4	1,242
2nd/00	16.6	27.6	32.3	344	10.2	17.3	21.1	1,080
1st/01	14.9	23.8	27.9	362	11.6	17.5	21.0	1,243
2nd/01	17.7	26.3		407	11.1	18.0		1,184
1st/02	15.0	24.9		366	11.5	19.9		1,256
2nd/02	10.8			436	11.1			1,166
1st/03	14.6			404	8.5			1,098

Notes:

Parole: Recidivism is defined as the total percentage of a release cohort that was convicted of any felony at any time within the specified number of months following release from prison. A release cohort is defined as comprising all individuals who were released to parole or PPS during a six month period. It excludes those released from prison following a revocation from parole/PPS. Inmates initially released on temporary or transitional leave are also included as of their parole or PPS date.

Probation: Recidivism is defined as the total percentage of an admission cohort that was convicted of any felony at any time within the specified number of months after beginning probation. An admission cohort is defined as comprising all individuals who were sentenced for the first time to felony probation during the same six month period. Some offenders have been sentenced to probation more than once. Each new probation admission is considered a separate case.

**OREGON DEPARTMENT OF CORRECTIONS
 RECIDIVISM OF NEW PAROLEES AND PROBATIONERS
 White Offenders - Updated: November 1, 2004**

	PAROLE-PPS				PROBATION			
	Cumulative Percent Convicted of Any Felony After First Release to Parole-PPS				Cumulative Percent Convicted of Any Felony After First Sentence to Feloy Probation			
	Percent convicted in ...months			Total released	Percent convicted in ...months			Total sentenced
Cohort	12	24	36		12	24	36	
1st/87	14.9	26.3	34.8	738				
2nd/87	17.9	29.9	36.6	833				
1st/88	18.1	29.7	36.0	852				
2nd/88	16.6	28.9	36.2	861				
1st/89	17.1	28.3	34.0	888				
2nd/89	16.5	24.9	31.5	922				
1st/90	18.9	29.1	35.7	1,102	11.0	16.6	20.6	3,691
2nd/90	13.6	21.8	27.8	1,117	9.9	16.0	19.8	3,133
1st/91	13.8	25.0	32.4	1,160	9.2	15.2	20.1	3,485
2nd/91	12.8	24.2	32.4	1,035	9.1	16.4	20.0	3,058
1st/92	11.7	21.6	28.9	1,192	8.6	14.7	18.9	3,486
2nd/92	11.9	21.0	27.0	1,198	9.1	15.7	20.3	3,132
1st/93	12.6	22.7	29.0	1,033	10.6	17.2	21.0	3,326
2nd/93	10.8	22.3	28.8	1,075	10.0	17.0	21.4	3,236
1st/94	12.9	22.1	29.8	1,018	11.5	19.5	24.0	3,567
2nd/94	12.9	21.7	28.2	1,096	11.9	20.0	24.3	3,557
1st/95	15.1	25.0	31.6	1,187	13.9	21.2	25.8	3,893
2nd/95	16.5	25.9	34.0	1,427	12.2	19.8	24.9	3,960
1st/96	12.4	25.7	32.6	1,414	10.8	18.5	23.6	4,101
2nd/96	12.3	24.3	32.5	1,515	10.5	17.8	22.4	3,689
1st/97	12.8	24.0	30.4	1,461	11.0	19.2	24.4	3,784
2nd/97	13.1	24.1	31.3	1,408	13.5	21.9	26.9	3,665
1st/98	13.1	23.8	30.7	1,539	12.6	20.5	25.5	4,022
2nd/98	13.9	24.3	31.5	1,781	11.8	19.3	24.2	4,060
1st/99	15.0	25.1	32.7	1,812	12.0	19.4	24.0	4,127
2nd/99	14.6	25.6	33.3	1,935	12.7	20.0	24.7	3,878
1st/00	12.7	23.9	31.9	1,913	11.5	20.0	24.3	4,236
2nd/00	14.3	25.6	33.1	1,939	12.0	19.1	23.5	3,753
1st/01	15.5	25.6	31.9	2,071	11.2	19.0	23.4	4,043
2nd/01	13.1	23.2		2,085	12.3	19.5		3,799
1st/02	12.3	22.3		1,956	12.8	21.2		4,012
2nd/02	11.1			2,207	10.6			3,851
1st/03	14.5			2,109	10.4			3,495

Notes:

Parole: Recidivism is defined as the total percentage of a release cohort that was convicted of any felony at any time within the specified number of months following release from prison. A release cohort is defined as comprising all individuals who were released to parole or PPS during a six month period. It excludes those released from prison following a revocation from parole/PPS. Inmates initially released on temporary or transitional leave are also included as of their parole or PPS date.

Probation: Recidivism is defined as the total percentage of an admission cohort that was convicted of any felony at any time within the specified number of months after beginning probation. An admission cohort is defined as comprising all individuals who were sentenced for the first time to felony probation during the same six month period. Some offenders have been sentenced to probation more than once. Each new probation admission is considered a separate case.

**OREGON DEPARTMENT OF CORRECTIONS
 RECIDIVISM OF NEW PAROLEES AND PROBATIONERS
 Black Offenders - Updated: November 1, 2004**

	PAROLE-PPS				PROBATION			
	Cumulative Percent Convicted of Any Felony After First Release to Parole-PPS				Cumulative Percent Convicted of Any Felony After First Sentence to Feloy Probation			
	Percent convicted in ...months				Percent convicted in ...months			
Cohort	12	24	36	Total released	12	24	36	Total sentenced
1st/87	18.4	34.7	52.0	98				
2nd/87	24.4	44.3	55.7	131				
1st/88	24.8	37.6	49.6	141				
2nd/88	23.3	44.0	48.3	116				
1st/89	17.4	27.3	31.4	121				
2nd/89	28.2	41.5	50.0	142				
1st/90	19.8	33.9	40.7	177	11.1	22.7	28.9	387
2nd/90	15.0	33.2	44.9	187	13.9	25.1	32.5	295
1st/91	18.0	31.1	37.7	167	11.4	19.4	25.3	289
2nd/91	20.1	33.3	45.4	174	14.1	23.7	30.7	270
1st/92	17.7	29.3	40.9	215	13.9	25.4	31.4	338
2nd/92	19.3	32.4	42.5	207	13.5	22.4	26.3	281
1st/93	17.8	30.8	39.1	169	11.0	22.3	27.9	301
2nd/93	18.9	30.1	39.8	206	14.0	22.6	29.0	279
1st/94	18.3	33.3	43.3	180	15.1	27.3	34.2	304
2nd/94	22.4	32.2	41.0	183	14.1	22.9	27.7	249
1st/95	15.5	28.0	39.1	161	14.1	24.8	32.9	319
2nd/95	15.0	28.2	39.3	206	8.9	20.1	27.9	269
1st/96	16.3	31.0	38.6	184	11.8	24.2	30.4	289
2nd/96	15.3	31.6	38.9	190	16.3	26.1	34.6	283
1st/97	16.6	29.5	37.8	193	15.9	26.6	30.6	271
2nd/97	18.9	27.3	32.2	143	25.6	34.5	39.9	293
1st/98	17.0	34.5	39.4	165	22.5	31.6	38.6	373
2nd/98	21.8	30.7	39.6	225	16.7	24.5	29.9	335
1st/99	26.1	39.1	45.4	238	17.3	27.1	32.5	295
2nd/99	22.3	32.4	40.2	256	14.2	22.9	28.5	323
1st/00	14.1	26.6	33.6	241	14.6	25.8	29.9	314
2nd/00	16.3	26.0	32.7	196	18.2	27.1	32.3	269
1st/01	15.1	24.5	31.3	192	13.8	20.9	25.2	325
2nd/01	14.6	22.7		198	13.9	21.9		237
1st/02	13.4	20.9		187	11.2	21.9		269
2nd/02	10.6			199	12.0			251
1st/03	13.7			182	9.0			233

Notes:

Parole: Recidivism is defined as the total percentage of a release cohort that was convicted of any felony at any time within the specified number of months following release from prison. A release cohort is defined as comprising all individuals who were released to parole or PPS during a six month period. It excludes those released from prison following a revocation from parole/PPS. Inmates initially released on temporary or transitional leave are also included as of their parole or PPS date.

Probation: Recidivism is defined as the total percentage of an admission cohort that was convicted of any felony at any time within the specified number of months after beginning probation. An admission cohort is defined as comprising all individuals who were sentenced for the first time to felony probation during the same six month period. Some offenders have been sentenced to probation more than once. Each new probation admission is considered a separate case.

**OREGON DEPARTMENT OF CORRECTIONS
 RECIDIVISM OF NEW PAROLEES AND PROBATIONERS
 Hispanic Offenders - Updated: November 1, 2004**

	PAROLE-PPS				PROBATION			
	Cumulative Percent Convicted of Any Felony After First Release to Parole-PPS				Cumulative Percent Convicted of Any Felony After First Sentence to Felony Probation			
	Percent convicted in ...months			Total released	Percent convicted in ...months			Total sentenced
Cohort	12	24	36		12	24	36	
1st/87	14.3	20.4	30.6	49				
2nd/87	22.0	35.6	47.5	59				
1st/88	16.9	35.1	45.5	77				
2nd/88	6.8	19.2	27.4	73				
1st/89	21.1	34.7	38.9	95				
2nd/89	18.1	29.2	34.7	72				
1st/90	29.3	39.1	43.5	92	16.0	26.3	30.7	293
2nd/90	23.3	41.9	48.1	129	18.6	27.4	32.6	285
1st/91	16.9	29.2	34.3	178	20.3	28.4	33.8	370
2nd/91	13.9	21.4	28.9	187	18.7	27.1	31.3	402
1st/92	22.5	30.0	36.5	200	21.4	30.2	34.1	434
2nd/92	21.9	29.5	33.0	224	19.0	28.6	32.5	458
1st/93	25.0	31.0	37.3	268	21.6	31.5	36.1	416
2nd/93	21.1	25.3	29.9	261	19.7	26.9	31.7	457
1st/94	11.1	16.4	22.5	244	15.8	24.7	29.1	316
2nd/94	10.4	19.9	23.8	231	15.4	25.5	34.0	188
1st/95	9.4	15.2	20.5	224	16.0	24.7	30.2	288
2nd/95	13.4	20.9	24.4	201	15.5	25.3	30.9	194
1st/96	10.1	12.7	17.5	189	16.2	25.1	30.1	259
2nd/96	10.0	15.1	16.9	219	12.9	21.5	23.8	303
1st/97	8.5	14.0	17.4	236	8.4	13.5	15.8	467
2nd/97	6.8	13.1	16.0	206	8.7	12.1	15.8	298
1st/98	7.3	10.2	13.7	205	11.2	16.7	21.5	312
2nd/98	6.5	13.1	15.9	214	6.8	13.3	16.3	338
1st/99	4.8	11.1	18.0	189	8.7	14.1	17.7	311
2nd/99	7.0	16.7	19.5	215	10.4	14.5	18.6	345
1st/00	9.6	16.5	17.9	218	7.8	13.7	17.1	293
2nd/00	8.7	11.9	16.4	219	6.9	15.0	18.4	320
1st/01	10.0	15.1	19.1	251	8.1	16.8	18.7	358
2nd/01	5.5	10.5		256	8.1	11.4		334
1st/02	9.9	13.2		243	6.4	9.1		419
2nd/02	4.8			291	6.4			362
1st/03	5.6			231	5.6			324

Notes:

Parole: Recidivism is defined as the total percentage of a release cohort that was convicted of any felony at any time within the specified number of months following release from prison. A release cohort is defined as comprising all individuals who were released to parole or PPS during a six month period. It excludes those released from prison following a revocation from parole/PPS. Inmates initially released on temporary or transitional leave are also included as of their parole or PPS date.

Probation: Recidivism is defined as the total percentage of an admission cohort that was convicted of any felony at any time within the specified number of months after beginning probation. An admission cohort is defined as comprising all individuals who were sentenced for the first time to felony probation during the same six month period. Some offenders have been sentenced to probation more than once. Each new probation admission is considered a separate case.

OREGON DEPARTMENT OF CORRECTIONS
RECIDIVISM OF NEW PAROLEES AND PROBATIONERS
Offenders of Other Races - Updated: November 1, 2004

	PAROLE-PPS				PROBATION			
	Cumulative Percent Convicted of Any Felony After First Release to Parole-PPS				Cumulative Percent Convicted of Any Felony After First Sentence to Felony Probation			
	Percent convicted in ...months			Total released	Percent convicted in ...months			Total sentenced
Cohort	12	24	36		12	24	36	
1st/87	14.3	23.8	28.6	21				
2nd/87	0.0	4.2	8.3	24				
1st/88	26.1	39.1	39.1	23				
2nd/88	14.3	21.4	25.0	28				
1st/89	6.3	12.5	21.9	32				
2nd/89	26.7	43.3	46.7	30				
1st/90	14.3	14.3	25.7	35	10.9	18.6	22.5	129
2nd/90	14.3	20.0	25.7	35	13.3	19.6	23.8	143
1st/91	16.1	25.8	29.0	31	10.9	19.7	26.3	137
2nd/91	8.0	22.0	28.0	50	10.5	21.9	24.6	114
1st/92	18.9	30.2	32.1	53	8.1	16.9	20.2	124
2nd/92	11.1	22.2	24.4	45	5.3	14.0	17.5	114
1st/93	15.9	29.5	34.1	44	8.1	14.1	21.5	135
2nd/93	11.3	28.3	32.1	53	5.5	11.0	16.5	109
1st/94	18.8	35.4	41.7	48	16.8	26.7	35.9	131
2nd/94	10.0	16.0	22.0	50	12.9	19.4	23.7	93
1st/95	10.0	24.0	26.0	50	8.3	17.6	24.1	108
2nd/95	19.4	27.8	36.1	36	14.8	21.3	25.0	108
1st/96	5.8	23.1	32.7	52	9.0	21.6	27.6	134
2nd/96	22.4	32.7	38.8	49	11.2	17.6	21.6	125
1st/97	14.6	29.2	39.6	48	9.3	20.6	24.3	107
2nd/97	17.9	23.1	30.8	39	7.4	16.7	18.5	108
1st/98	17.9	22.4	25.4	67	16.4	24.6	26.2	122
2nd/98	11.1	13.0	14.8	54	14.0	17.8	24.3	107
1st/99	16.1	22.6	22.6	62	9.2	11.8	17.6	119
2nd/99	10.9	21.9	29.7	64	11.9	15.1	19.0	126
1st/00	8.1	17.6	28.4	74	7.7	14.5	16.2	117
2nd/00	7.8	10.9	17.2	64	13.1	20.2	21.4	84
1st/01	13.4	20.9	28.4	67	16.1	24.1	27.7	137
2nd/01	10.4	19.4		67	12.8	24.5		94
1st/02	8.2	16.4		73	6.9	17.2		116
2nd/02	4.2			71	5.5			109
1st/03	14.5			69	8.9			124

Notes:

Parole: Recidivism is defined as the total percentage of a release cohort that was convicted of any felony at any time within the specified number of months following release from prison. A release cohort is defined as comprising all individuals who were released to parole or PPS during a six month period. It excludes those released from prison following a revocation from parole/PPS. Inmates initially released on temporary or transitional leave are also included as of their parole or PPS date.

Probation: Recidivism is defined as the total percentage of an admission cohort that was convicted of any felony at any time within the specified number of months after beginning probation. An admission cohort is defined as comprising all individuals who were sentenced for the first time to felony probation during the same six month period. Some offenders have been sentenced to probation more than once. Each new probation admission is considered a separate case.

OREGON DEPARTMENT OF CORRECTIONS
RECIDIVISM OF NEW PAROLEES AND PROBATIONERS
Sex Offenders - Updated: November 1, 2004

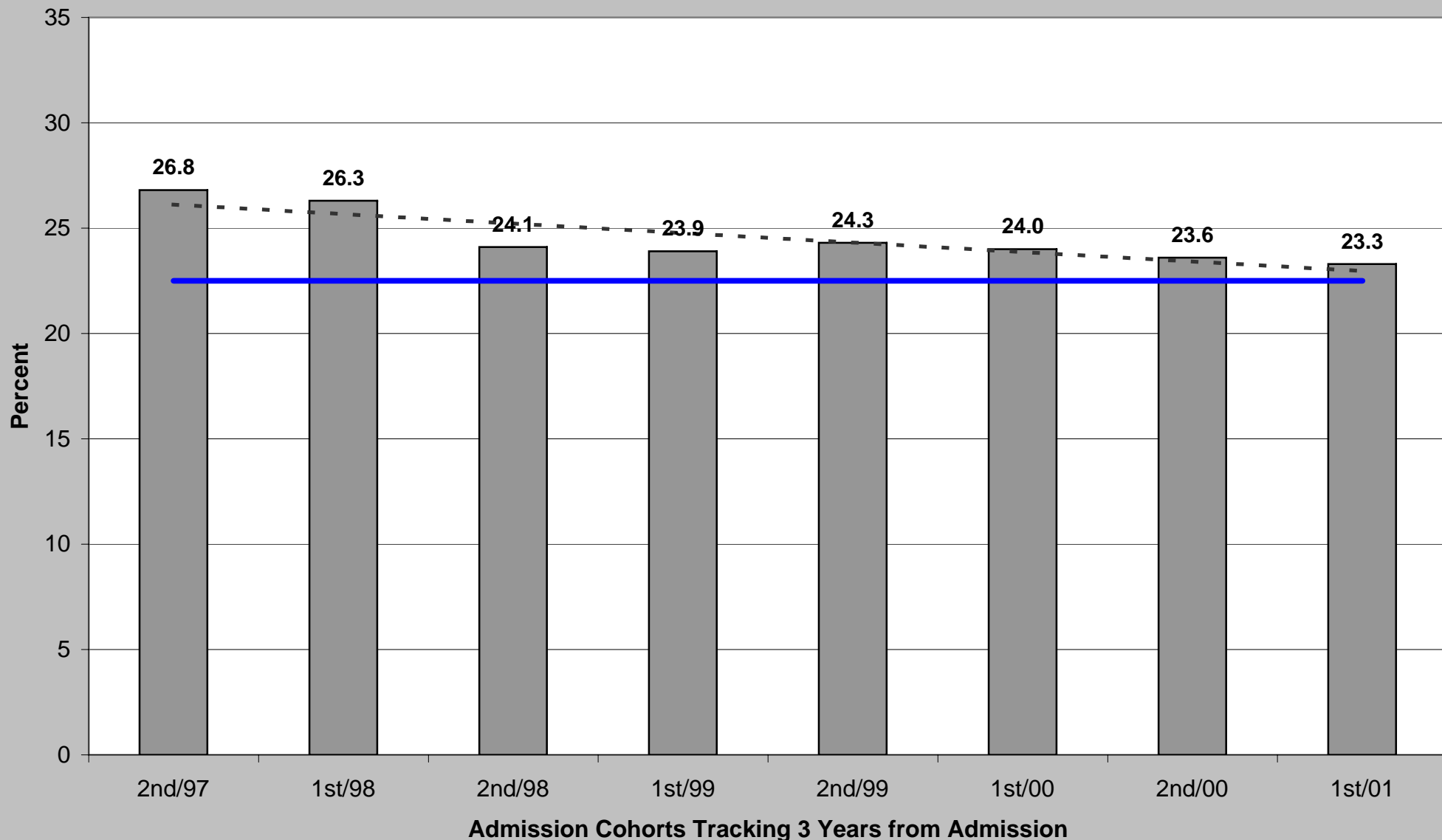
	PAROLE-PPS				PROBATION			
	Cumulative Percent Convicted of Any Felony After First Release to Parole-PPS				Cumulative Percent Convicted of Any Felony After First Sentence to Felony Probation			
	Percent convicted in ...months			Total released	Percent convicted in ...months			Total sentenced
Cohort	12	24	36		12	24	36	
1st/87	0.0	0.0	0.0	0				
2nd/87	0.0	0.0	0.0	0				
1st/88	0.0	0.0	0.0	0				
2nd/88	0.0	0.0	0.0	0				
1st/89	5.5	9.2	13.8	109				
2nd/89	3.6	6.0	7.1	84				
1st/90	4.1	9.1	13.2	121	5.9	7.3	8.7	219
2nd/90	3.1	6.1	7.6	131	6.8	10.4	11.5	192
1st/91	3.1	6.2	9.2	130	5.3	7.1	8.4	226
2nd/91	4.1	11.6	17.0	147	5.1	8.1	10.2	235
1st/92	4.1	8.8	9.9	171	3.9	7.4	8.2	231
2nd/92	2.8	6.5	9.3	214	4.1	6.6	7.8	243
1st/93	4.9	7.1	11.5	226	6.2	8.4	10.6	274
2nd/93	5.0	9.5	11.3	222	3.4	7.5	11.3	266
1st/94	4.1	7.8	9.1	219	3.5	5.3	7.0	228
2nd/94	4.1	10.7	15.2	197	4.4	8.3	11.2	205
1st/95	4.3	8.3	11.7	230	5.9	9.4	11.3	203
2nd/95	5.8	8.9	12.0	225	4.6	8.1	9.2	173
1st/96	5.1	8.7	11.7	196	4.7	8.9	9.5	169
2nd/96	4.5	10.0	14.5	220	4.8	6.4	8.6	187
1st/97	2.5	7.0	9.5	242	6.0	8.4	9.6	167
2nd/97	4.0	8.5	11.2	224	5.8	11.0	14.5	173
1st/98	1.3	4.7	9.4	234	6.3	9.4	12.5	128
2nd/98	4.8	8.0	11.2	251	6.7	11.3	16.0	150
1st/99	1.9	8.0	13.1	213	5.9	9.1	12.3	187
2nd/99	5.6	13.4	19.9	216	7.0	9.6	14.6	157
1st/00	1.9	7.7	12.9	209	6.5	16.8	18.1	155
2nd/00	6.8	12.9	16.1	249	6.8	9.9	12.4	161
1st/01	6.2	11.5	17.7	243	10.3	13.6	15.2	184
2nd/01	5.4	11.5		260	6.2	7.4		162
1st/02	2.2	7.4		229	5.7	8.2		158
2nd/02	4.5			268	5.7			158
1st/03	6.0			266	7.1			170

Notes:

Parole: Recidivism is defined as the total percentage of a release cohort that was convicted of any felony at any time within the specified number of months following release from prison. A release cohort is defined as comprising all individuals who were released to parole or PPS during a six month period. It excludes those released from prison following a revocation from parole/PPS. Inmates initially released on temporary or transitional leave are also included as of their parole or PPS date.

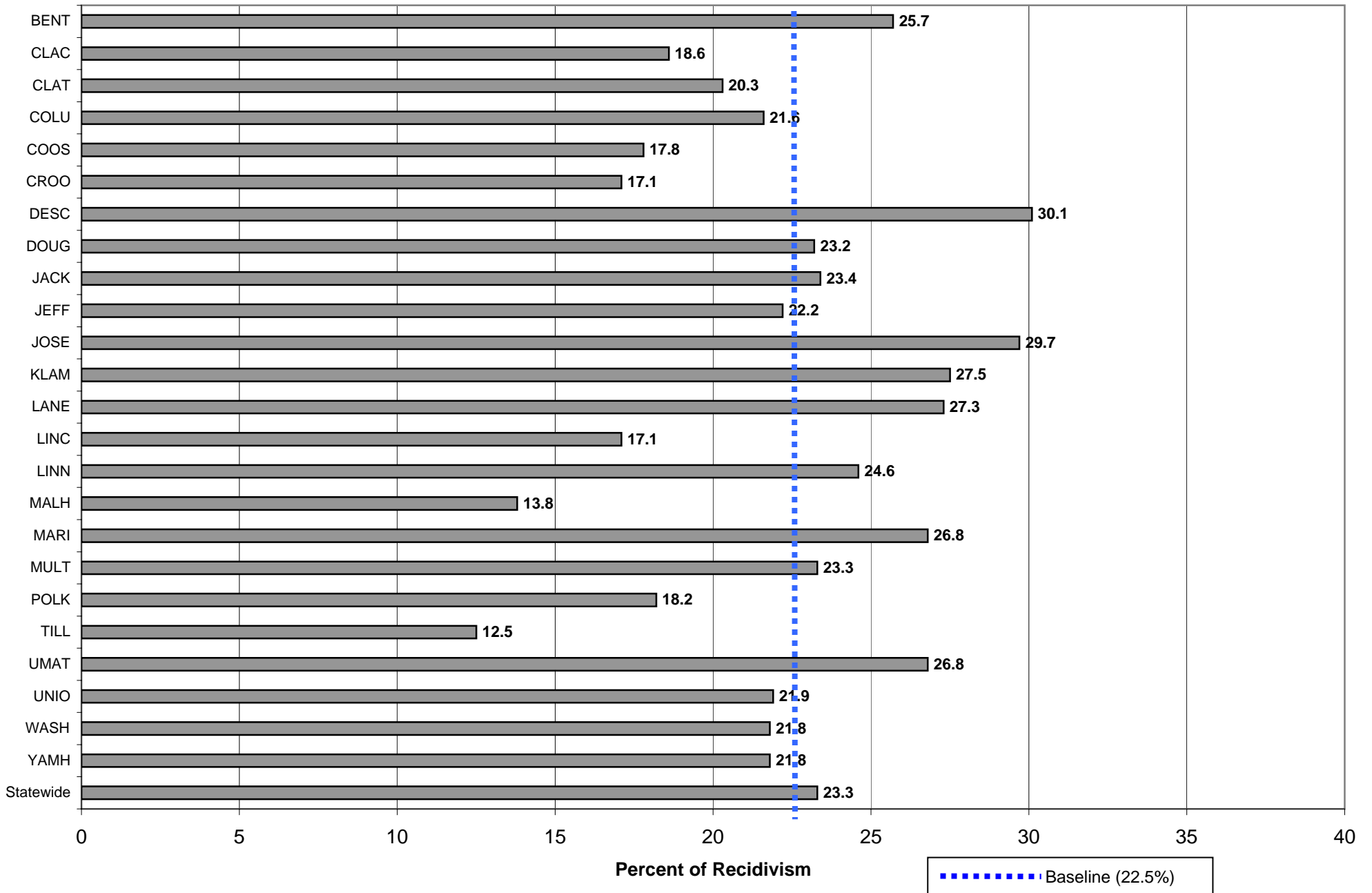
Probation: Recidivism is defined as the total percentage of an admission cohort that was convicted of any felony at any time within the specified number of months after beginning probation. An admission cohort is defined as comprising all individuals who were sentenced for the first time to felony probation during the same six month period. Some offenders have been sentenced to probation more than once. Each new probation admission is considered a separate case.

Statewide Probation Recidivism Rates through 1st Half 2004

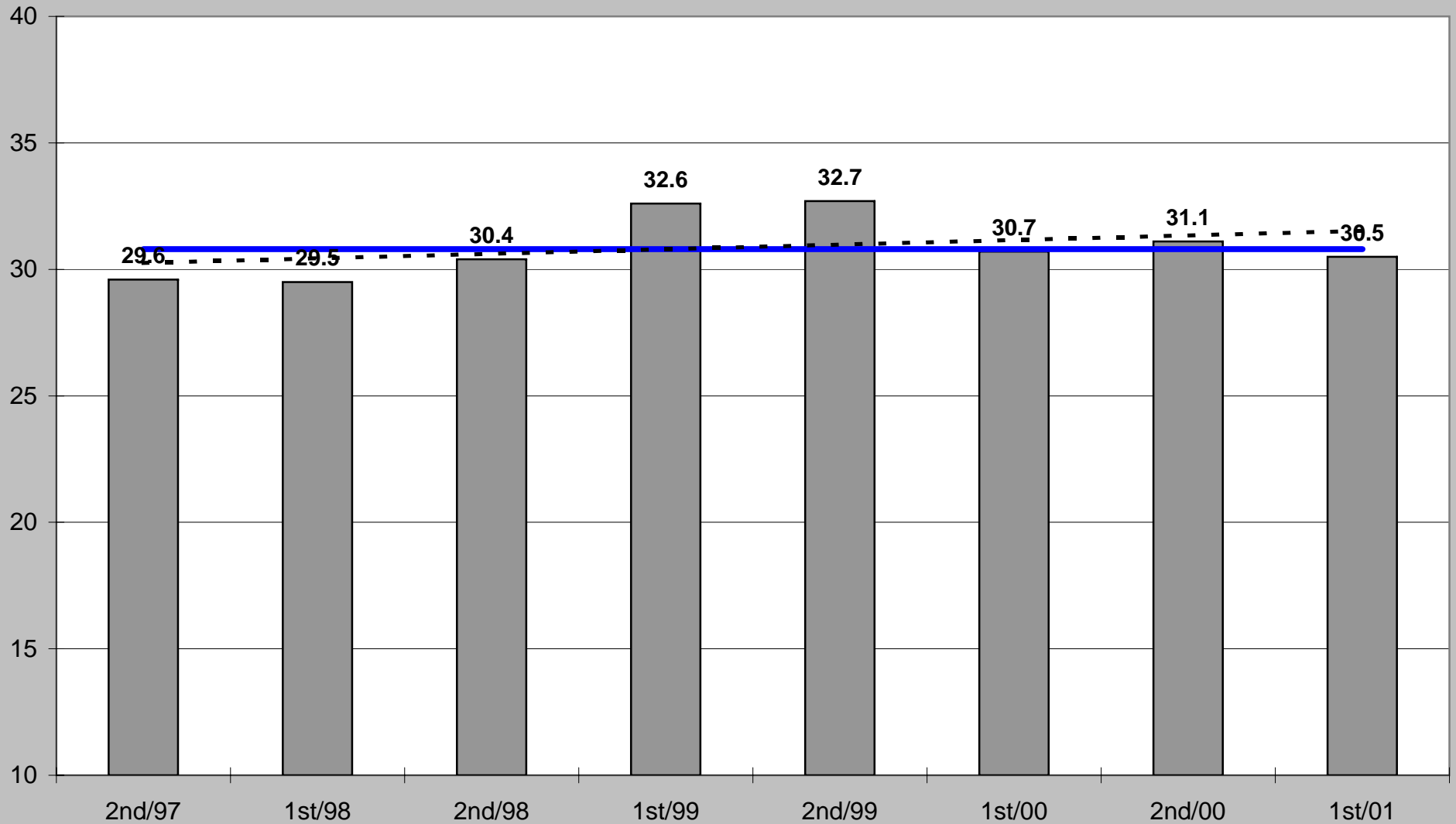


■ Recidivism Rate — Baseline Rate (22.5%) - - - Trend (Linear)

Probation Recidivism by County for 1st Half 2004 (Admission Cohort >30)

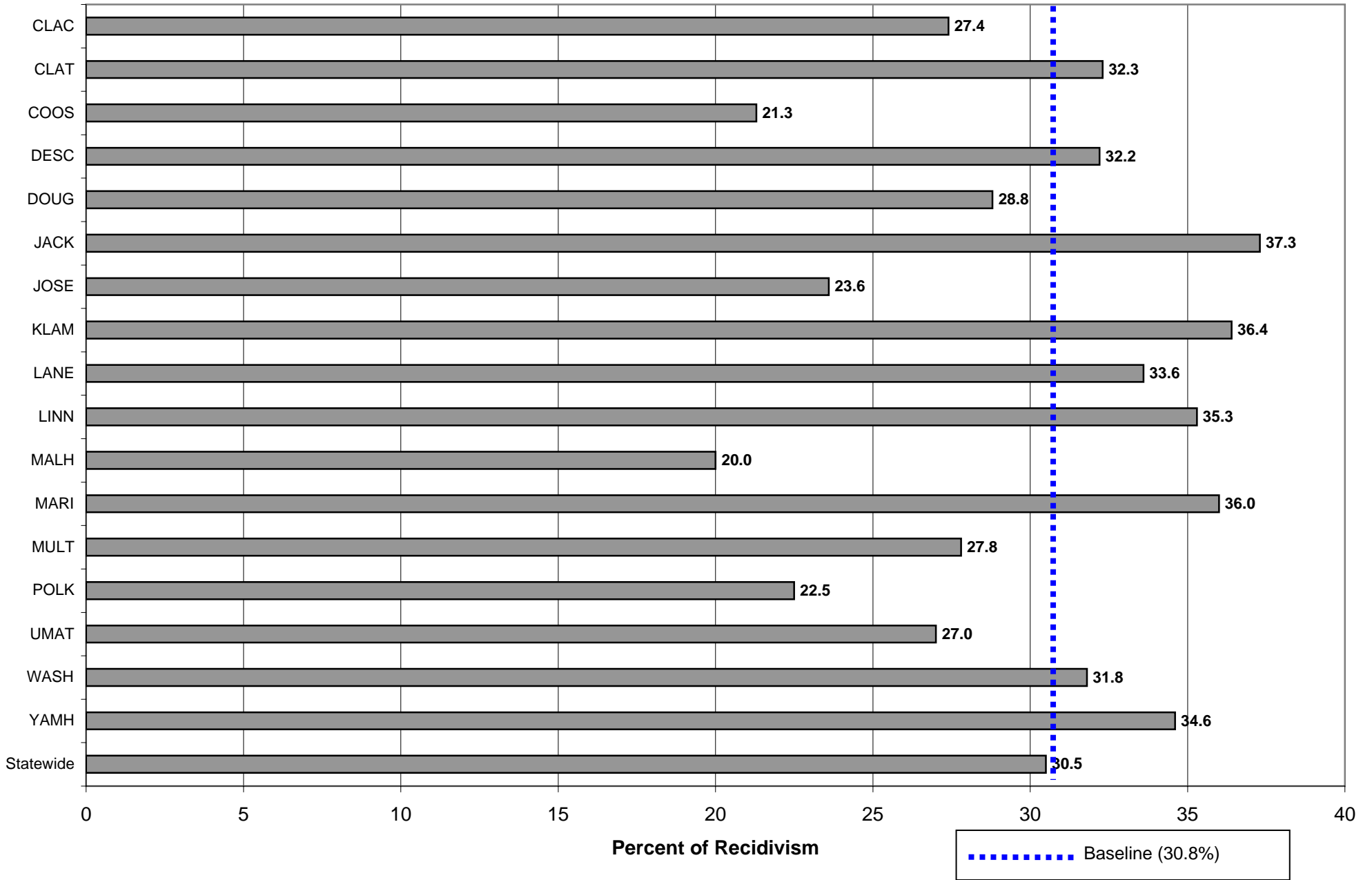


Statewide Parole/Post-Prison Supervision Recidivism Rates through 1st Half 2004



■ Recidivism Rate — Baseline Rate (30.8%) - - - Trendline (linear)

Parole/Post-Prison Supervision Recidivism by County for 1st Half 2004 (Release Cohort >30)



**OREGON DEPARTMENT OF CORRECTIONS
 RECIDIVISM OF NEW PAROLEES AND PROBATIONERS
 Baker - Updated: November 2, 2004**

	PAROLE-PPS			PROBATION		
	Cumulative Percent Convicted of Any Felony After First Release to Parole-PPS			Cumulative Percent Convicted of Any Felony After First Sentence to Felony Probation		
	Percent convicted in ...months			Percent convicted in ...months		
Cohort	12	24	36	12	24	36
2nd/94	0.0	0.0	33.3	0.0	10.0	10.0
1st/95	0.0	0.0	25.0	18.8	22.2	23.5
2nd/95	33.3	33.3	100.0	20.0	29.0	29.0
1st/96	33.3	33.3	40.0	21.4	30.8	30.8
2nd/96	33.3	40.0	45.5	15.4	13.3	28.6
1st/97	0.0	0.0	12.5	22.2	22.2	20.0
2nd/97	0.0	66.7	66.7	5.0	15.8	15.8
1st/98	33.3	33.3	50.0	26.3	41.2	44.4
2nd/98	30.0	30.0	36.4	0.0	0.0	0.0
1st/99	0.0	28.6	22.2	15.4	21.4	33.3
2nd/99	0.0	0.0	0.0	12.5	17.6	17.6
1st/00	0.0	14.3	33.3	13.3	13.3	13.3
2nd/00	0.0	0.0	0.0	7.4	14.8	20.8
1st/01	25.0	25.0	50.0	16.7	18.8	25.0
2nd/01	22.2	22.2		11.8	18.8	
1st/02	0.0	28.6		22.6	31.3	
2nd/02	0.0			0.0		
1st/03	12.5			5.9		

Note: Slight changes from previous reports may occur due to data updating

Parole: Recidivism is defined as the total percentage of a release cohort that was convicted of any felony at any time within the specified number of months following release from prison.

A release cohort is defined as comprising all individuals who were released to parole or PPS during a six month period. It excludes those released from prison following a revocation from parole/PPS. Inmates initially released on temporary or transitional leave are also included as of their parole or PPS date

A county's release cohorts are defined as offenders under the county's supervision at the end of the specified number of months following release from incarceration, plus offenders who committed new felonies within that period.

Probation: Recidivism is defined as the total percentage of an admission cohort that was convicted of any felony at any time within the specified number of months after beginning probation

An admission cohort is defined as comprising all individuals who were sentenced for the first time to felony probation during the same six month period. Some offenders have been sentenced to probation more than once. Each new probation admission is considered a separate case

A county's admission cohorts are defined as offenders under the county's supervision at the end of the specified number of months following admission to probation, plus offenders who committed new felonies within that period.

**OREGON DEPARTMENT OF CORRECTIONS
 RECIDIVISM OF NEW PAROLEES AND PROBATIONERS
 Benton - Updated: November 2, 2004**

	PAROLE-PPS			PROBATION		
	Cumulative Percent Convicted of Any Felony After First Release to Parole-PPS			Cumulative Percent Convicted of Any Felony After First Sentence to Felony Probation		
	Percent convicted in ...months			Percent convicted in ...months		
Cohort	12	24	36	12	24	36
2nd/94	23.1	53.8	53.8	11.4	14.3	18.2
1st/95	23.1	53.8	53.8	18.2	26.5	27.5
2nd/95	27.3	45.5	45.5	9.1	24.6	24.1
1st/96	18.8	26.7	40.0	16.1	23.7	25.4
2nd/96	22.2	27.8	27.8	16.3	17.0	23.9
1st/97	6.7	6.3	18.8	4.6	20.0	22.2
2nd/97	16.7	27.3	50.0	13.3	20.5	23.3
1st/98	7.7	15.4	15.4	17.0	23.5	33.3
2nd/98	9.5	19.0	19.0	7.0	17.9	24.5
1st/99	21.1	33.3	40.9	10.7	14.3	19.0
2nd/99	7.1	50.0	50.0	15.6	22.2	25.0
1st/00	9.1	10.0	40.0	13.6	25.0	31.6
2nd/00	7.7	11.1	23.5	24.4	32.5	33.3
1st/01	9.1	21.7	30.4	11.1	18.3	25.7
2nd/01	4.0	16.7		11.9	18.6	
1st/02	9.5	22.7		10.2	24.6	
2nd/02	24.0			24.0		
1st/03	17.4			11.1		

Note: Slight changes from previous reports may occur due to data updating

Parole: Recidivism is defined as the total percentage of a release cohort that was convicted of any felony at any time within the specified number of months following release from prison.

A release cohort is defined as comprising all individuals who were released to parole or PPS during a six month period. It excludes those released from prison following a revocation from parole/PPS. Inmates initially released on temporary or transitional leave are also included as of their parole or PPS date

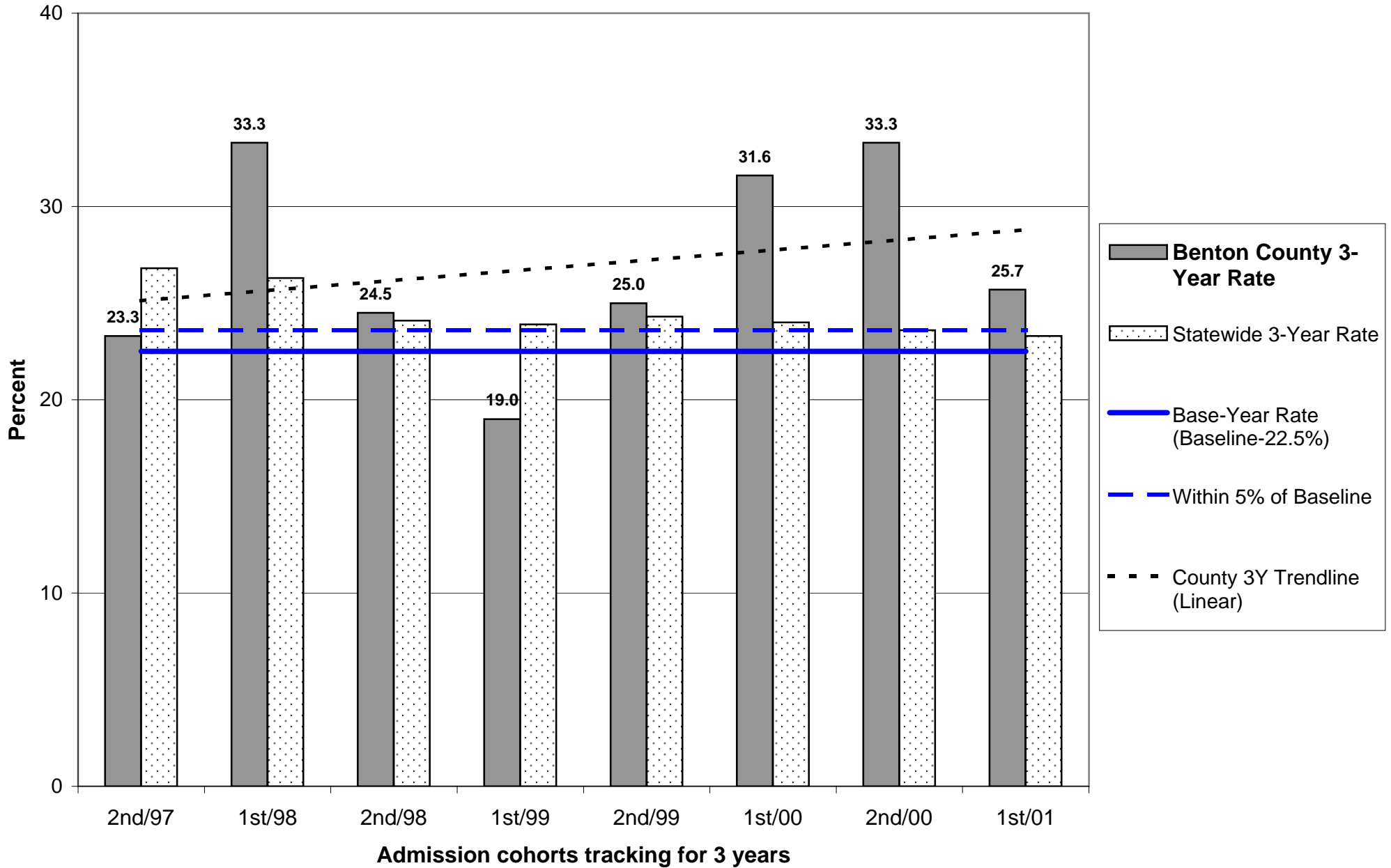
A county's release cohorts are defined as offenders under the county's supervision at the end of the specified number of months following release from incarceration, plus offenders who committed new felonies within that period.

Probation: Recidivism is defined as the total percentage of an admission cohort that was convicted of any felony at any time within the specified number of months after beginning probation

An admission cohort is defined as comprising all individuals who were sentenced for the first time to felony probation during the same six month period. Some offenders have been sentenced to probation more than once. Each new probation admission is considered a separate case

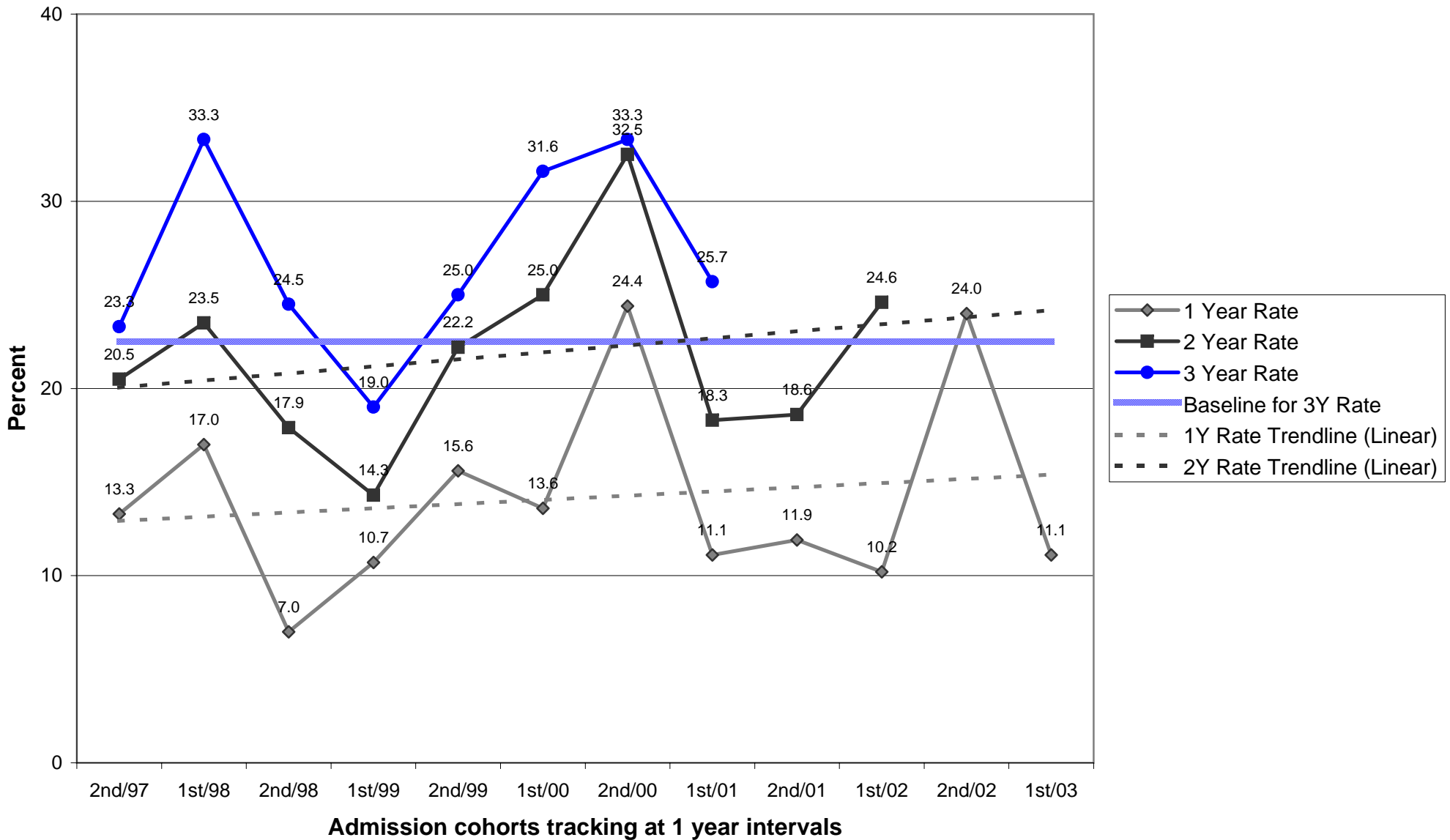
A county's admission cohorts are defined as offenders under the county's supervision at the end of the specified number of months following admission to probation, plus offenders who committed new felonies within that period.

Probation Recidivism Rates - 1st Half 2004



Probation Recidivism Rates - 1st Half 2004

Benton County



**OREGON DEPARTMENT OF CORRECTIONS
 RECIDIVISM OF NEW PAROLEES AND PROBATIONERS
 Clackamas - Updated: November 2, 2004**

	PAROLE-PPS			PROBATION		
	Cumulative Percent Convicted of Any Felony After First Release to Parole-PPS			Cumulative Percent Convicted of Any Felony After First Sentence to Felony Probation		
	Percent convicted in ...months			Percent convicted in ...months		
Cohort	12	24	36	12	24	36
2nd/94	15.1	16.4	31.5	11.8	18.1	23.0
1st/95	13.6	23.2	28.4	16.6	22.3	24.9
2nd/95	13.3	23.8	34.9	12.2	21.5	24.5
1st/96	11.3	21.6	29.2	10.6	20.8	25.0
2nd/96	14.7	29.0	41.4	8.6	15.1	18.6
1st/97	7.9	17.5	23.7	9.0	14.3	20.0
2nd/97	13.8	25.0	32.7	12.6	17.9	21.6
1st/98	12.0	21.9	31.2	10.3	16.8	21.9
2nd/98	18.9	26.7	32.0	10.7	15.2	18.1
1st/99	10.6	16.3	21.3	12.7	18.5	20.6
2nd/99	12.2	25.2	30.3	10.2	17.1	20.2
1st/00	16.0	19.6	25.3	8.6	14.7	17.5
2nd/00	11.8	17.4	24.1	8.1	15.4	19.2
1st/01	11.9	21.2	27.4	8.8	14.8	18.6
2nd/01	14.1	17.2		9.4	15.3	
1st/02	9.6	15.6		9.7	18.1	
2nd/02	9.7			8.2		
1st/03	16.1			7.0		

Note: Slight changes from previous reports may occur due to data updating

Parole: Recidivism is defined as the total percentage of a release cohort that was convicted of any felony at any time within the specified number of months following release from prison.

A release cohort is defined as comprising all individuals who were released to parole or PPS during a six month period. It excludes those released from prison following a revocation from parole/PPS. Inmates initially released on temporary or transitional leave are also included as of their parole or PPS date

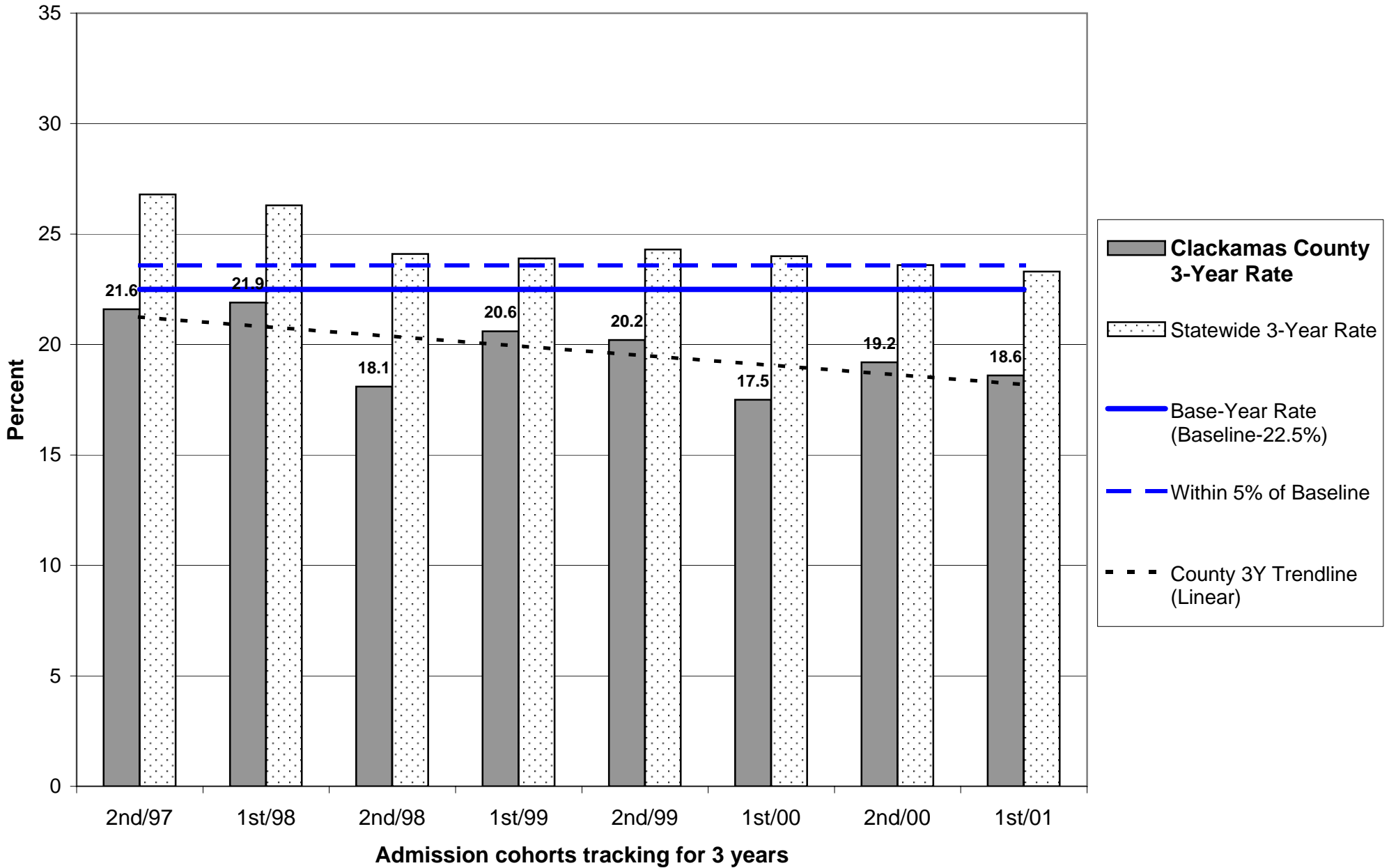
A county's release cohorts are defined as offenders under the county's supervision at the end of the specified number of months following release from incarceration, plus offenders who committed new felonies within that period.

Probation: Recidivism is defined as the total percentage of an admission cohort that was convicted of any felony at any time within the specified number of months after beginning probation

An admission cohort is defined as comprising all individuals who were sentenced for the first time to felony probation during the same six month period. Some offenders have been sentenced to probation more than once. Each new probation admission is considered a separate case

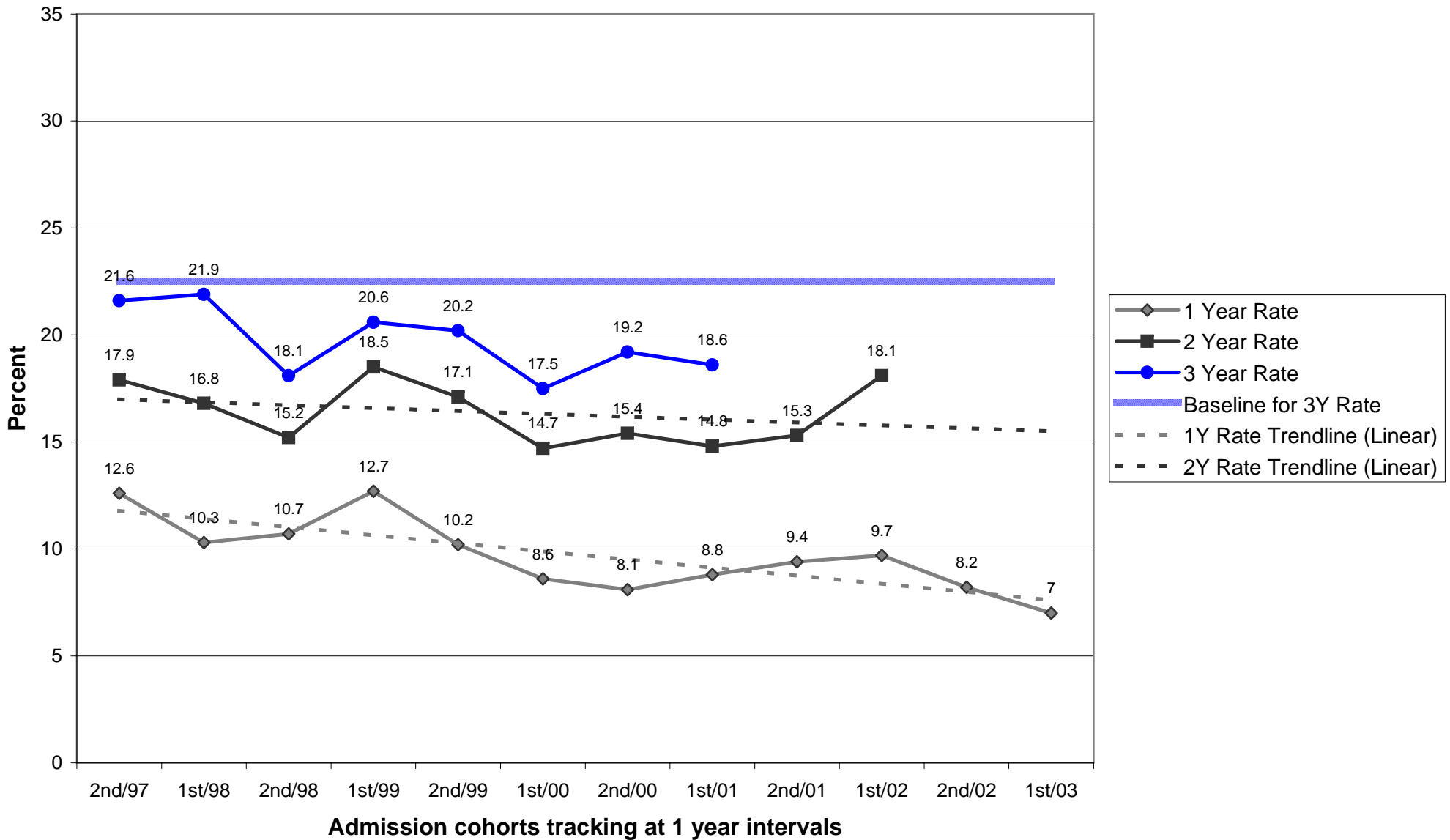
A county's admission cohorts are defined as offenders under the county's supervision at the end of the specified number of months following admission to probation, plus offenders who committed new felonies within that period.

Probation Recidivism Rates - 1st Half 2004

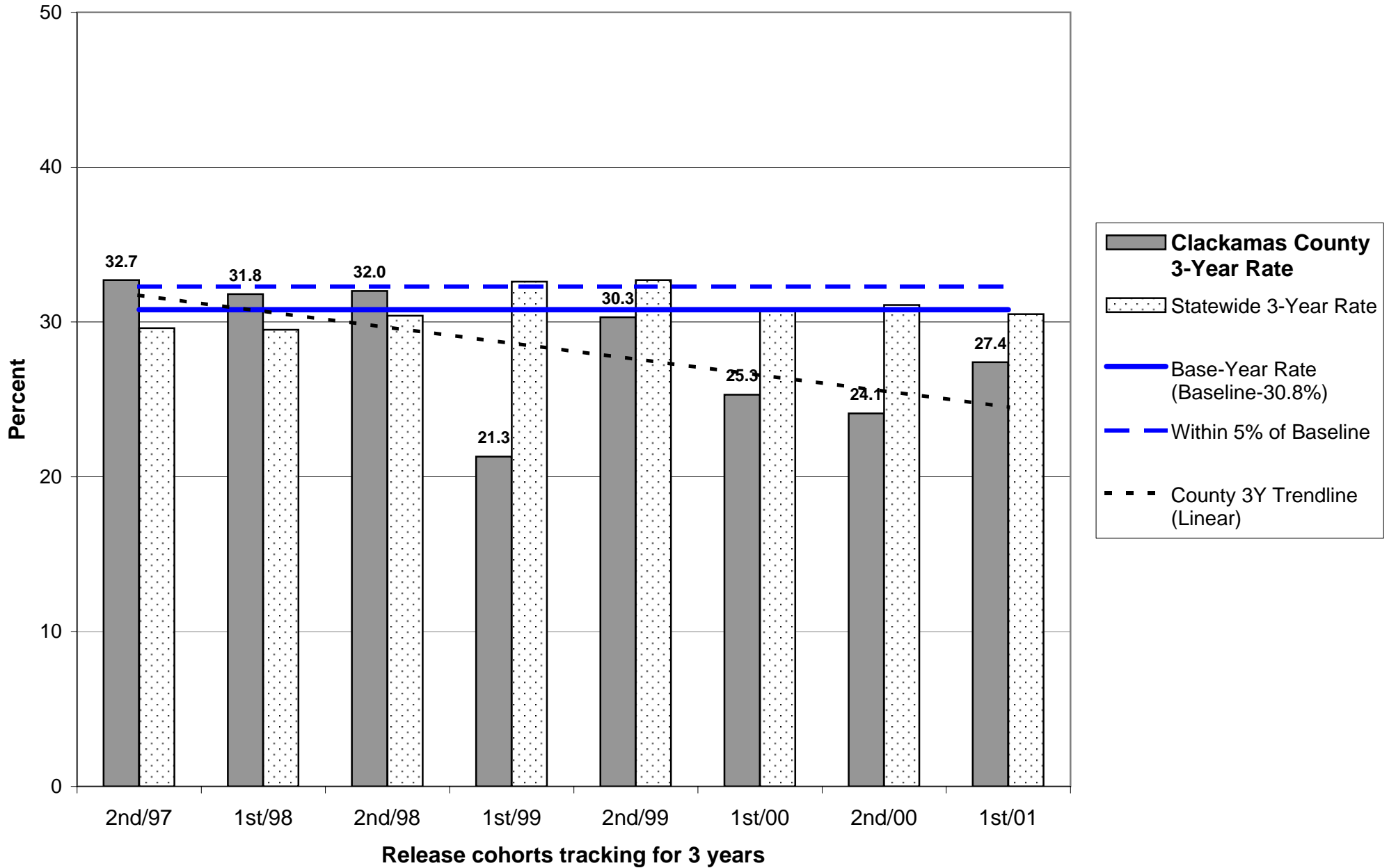


Probation Recidivism Rates - 1st Half 2004

Clackamas County

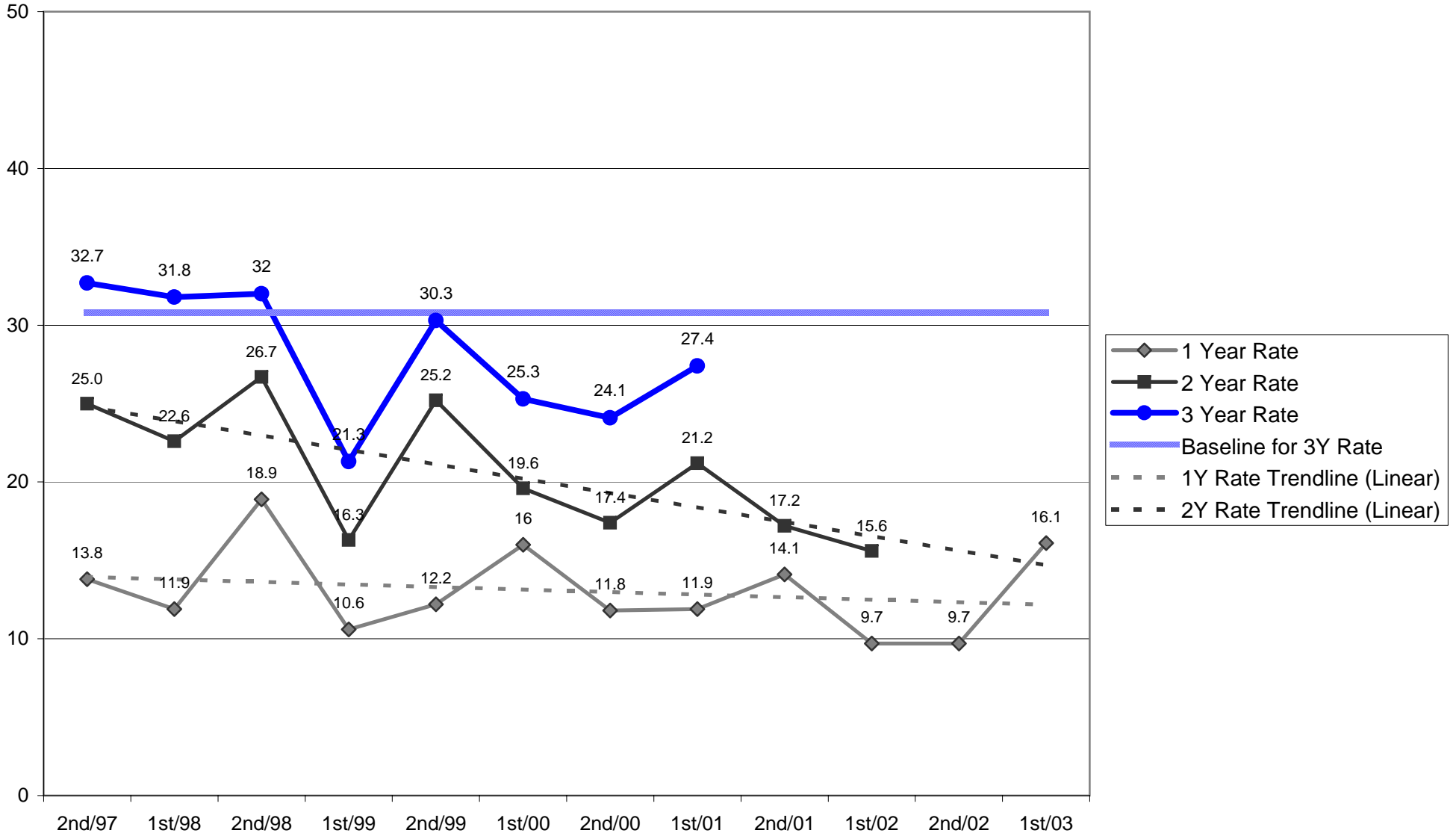


Parole/Post-Prison Supervision Recidivism Rates - 1st Half 2004



Parole/Post-Prison Supervision Recidivism Rates - 1st Half 2004

Clackamas County



**OREGON DEPARTMENT OF CORRECTIONS
 RECIDIVISM OF NEW PAROLEES AND PROBATIONERS
 Clatsop - Updated: November 2, 2004**

	PAROLE-PPS			PROBATION		
	Cumulative Percent Convicted of Any Felony After First Release to Parole-PPS			Cumulative Percent Convicted of Any Felony After First Sentence to Felony Probation		
	Percent convicted in ...months			Percent convicted in ...months		
Cohort	12	24	36	12	24	36
2nd/94	6.7	21.4	26.7	10.3	21.6	25.6
1st/95	12.5	33.3	44.4	0.0	12.9	16.7
2nd/95	23.5	26.3	33.3	21.6	23.7	27.5
1st/96	12.5	37.5	30.0	8.7	12.8	19.1
2nd/96	14.3	19.0	23.8	14.9	20.8	29.8
1st/97	8.7	12.5	12.5	8.7	22.2	24.4
2nd/97	13.6	28.6	27.3	15.2	22.2	26.7
1st/98	12.5	12.5	25.0	4.0	20.0	24.0
2nd/98	16.7	26.9	34.6	4.4	13.3	22.2
1st/99	14.3	40.0	55.0	5.7	17.3	18.9
2nd/99	14.8	29.6	33.3	6.3	19.6	25.5
1st/00	21.1	31.6	47.4	8.9	17.4	20.5
2nd/00	6.5	19.4	25.8	7.4	13.5	15.1
1st/01	9.7	22.6	32.3	6.6	17.6	20.3
2nd/01	10.3	17.5		11.9	13.3	
1st/02	0.0	10.0		10.1	15.9	
2nd/02	15.0			5.7		
1st/03	11.1			9.1		

Note: Slight changes from previous reports may occur due to data updating

Parole: Recidivism is defined as the total percentage of a release cohort that was convicted of any felony at any time within the specified number of months following release from prison.

A release cohort is defined as comprising all individuals who were released to parole or PPS during a six month period. It excludes those released from prison following a revocation from parole/PPS. Inmates initially released on temporary or transitional leave are also included as of their parole or PPS date

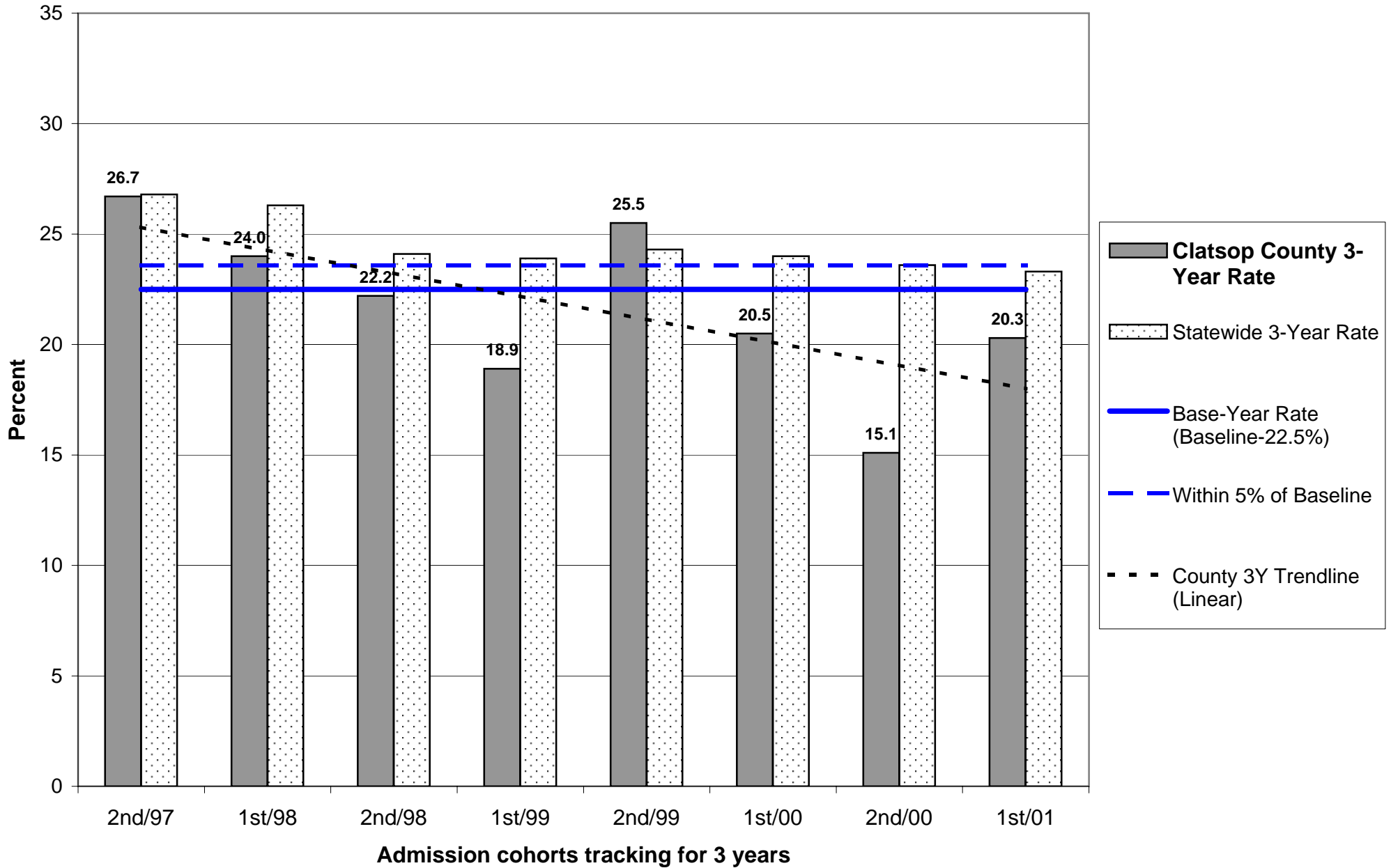
A county's release cohorts are defined as offenders under the county's supervision at the end of the specified number of months following release from incarceration, plus offenders who committed new felonies within that period.

Probation: Recidivism is defined as the total percentage of an admission cohort that was convicted of any felony at any time within the specified number of months after beginning probation

An admission cohort is defined as comprising all individuals who were sentenced for the first time to felony probation during the same six month period. Some offenders have been sentenced to probation more than once. Each new probation admission is considered a separate case

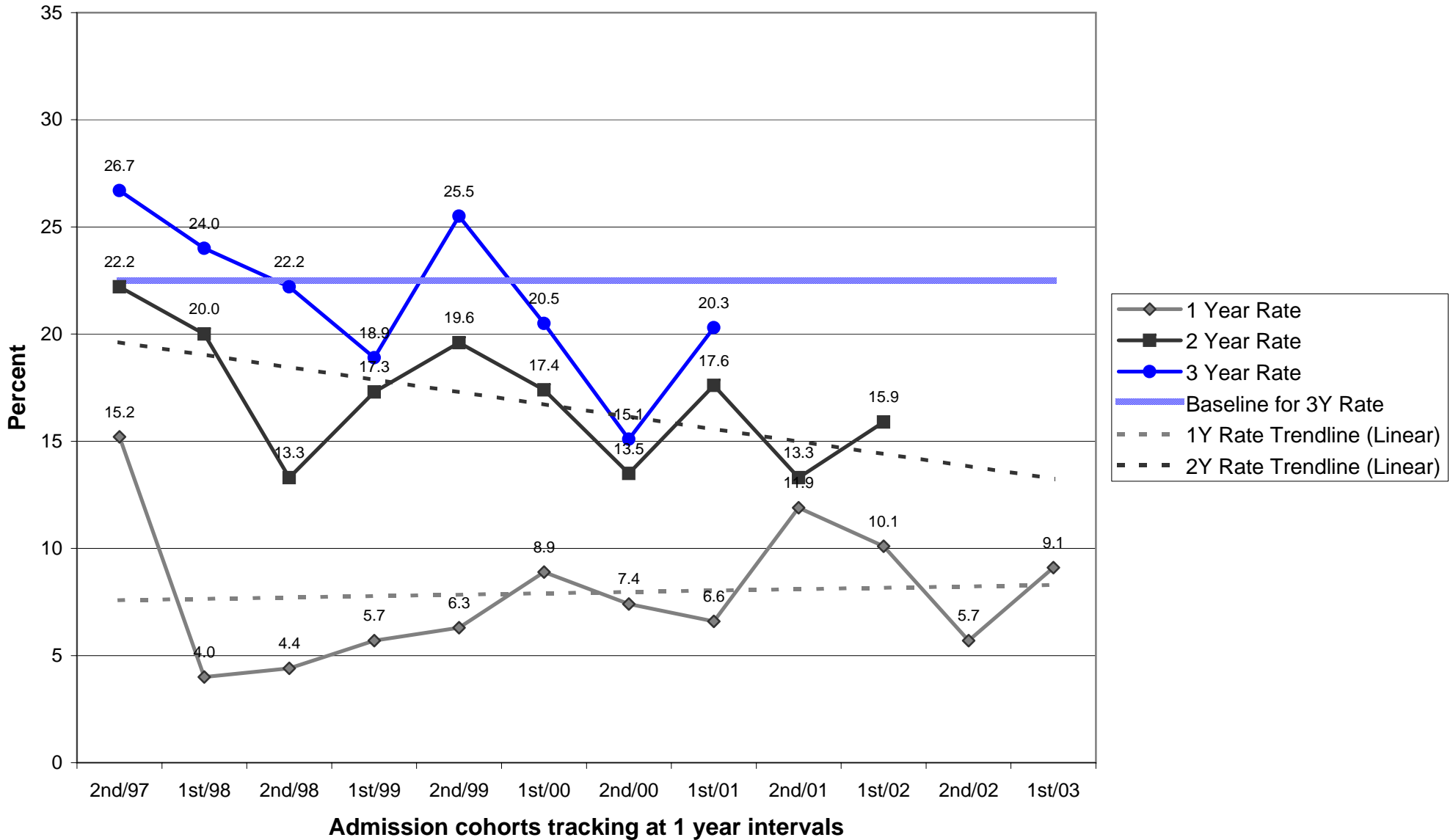
A county's admission cohorts are defined as offenders under the county's supervision at the end of the specified number of months following admission to probation, plus offenders who committed new felonies within that period.

Probation Recidivism Rates - 1st Half 2004

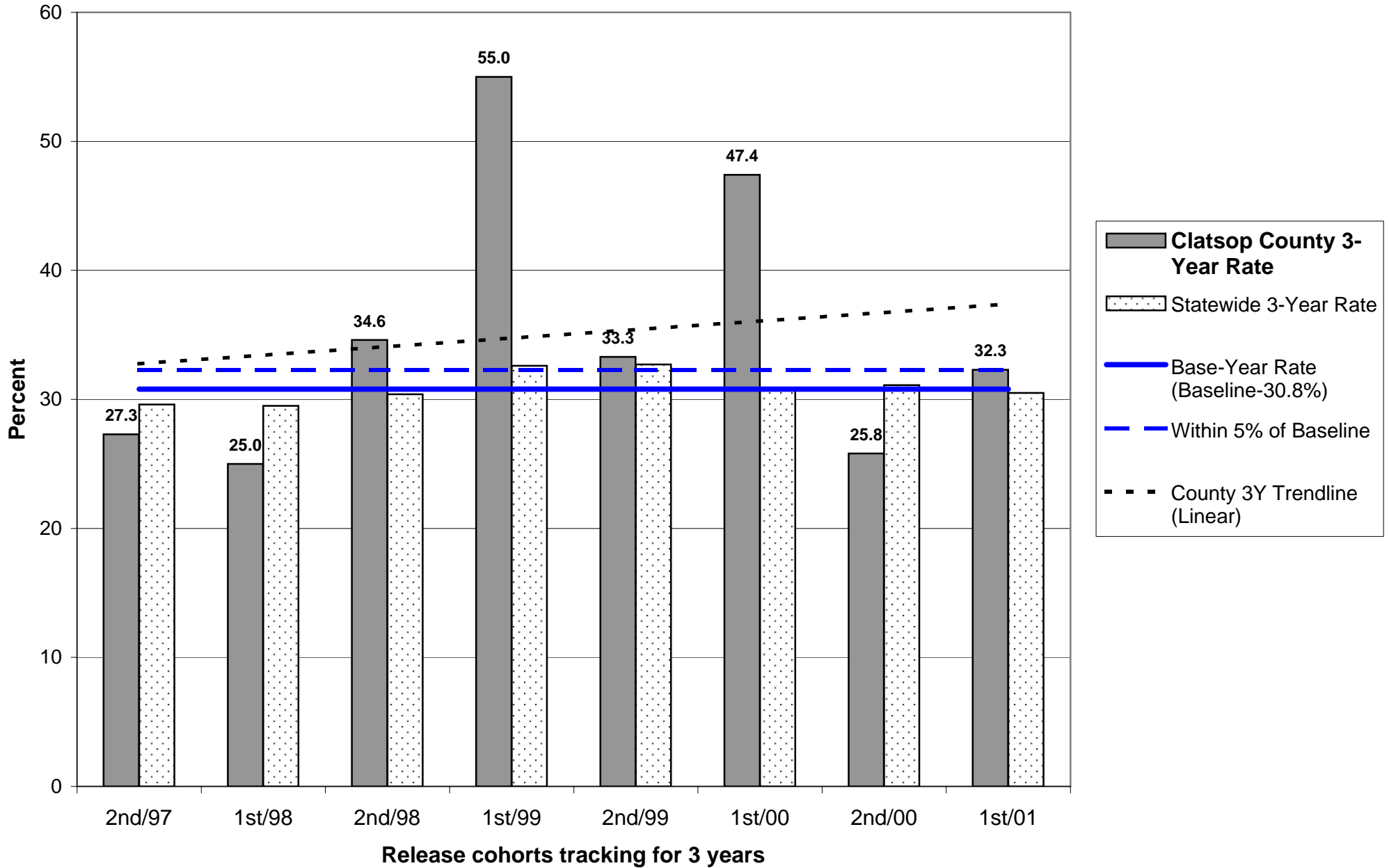


Probation Recidivism Rates - 1st Half 2004

Clatsop County

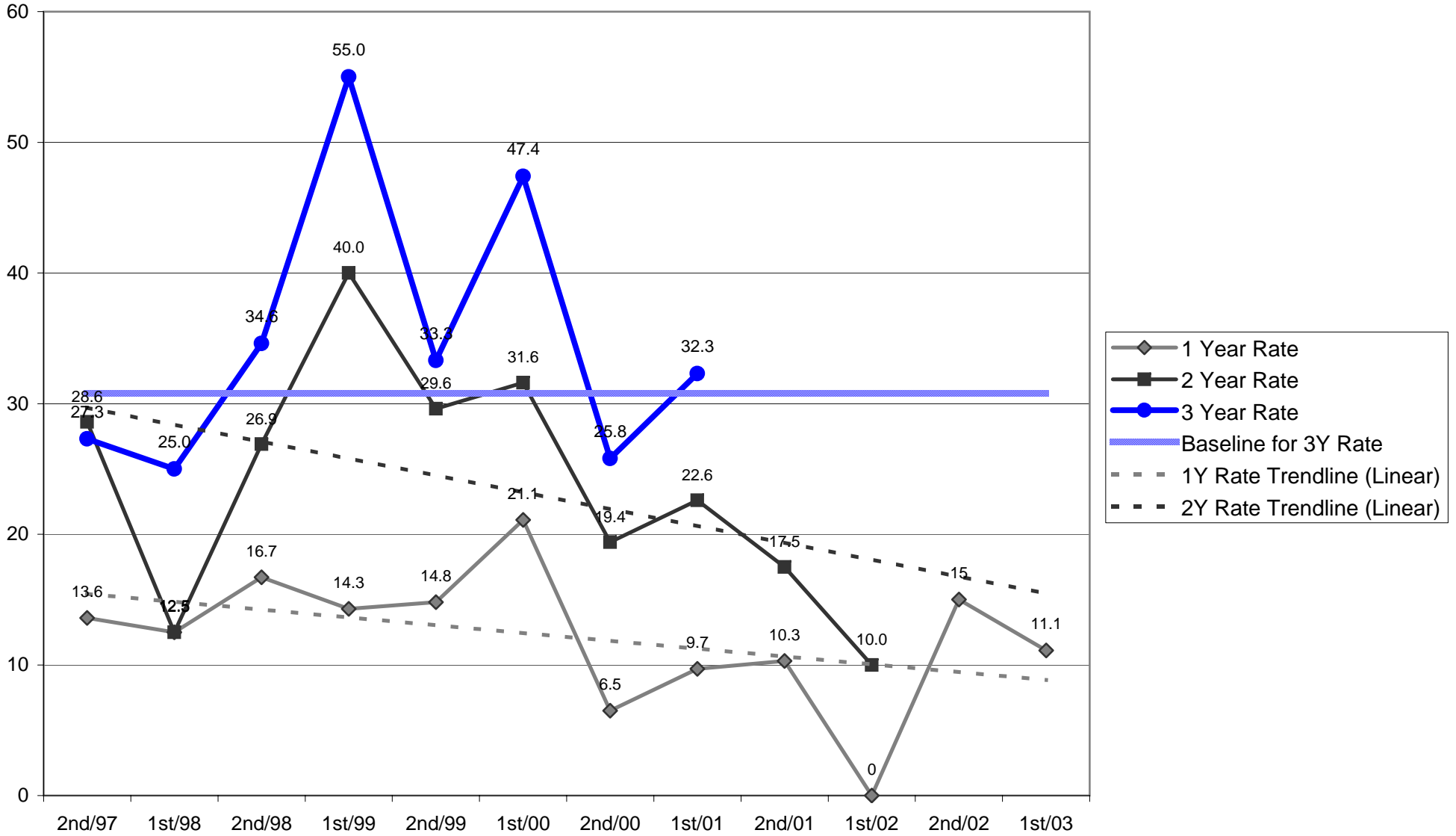


Parole/Post-Prison Supervision Recidivism Rates - 1st Half 2004



Parole/Post-Prison Supervision Recidivism Rates - 1st Half 2004

Clatsop County



OREGON DEPARTMENT OF CORRECTIONS
RECIDIVISM OF NEW PAROLEES AND PROBATIONERS
 Columbia - Updated: November 2, 2004

	PAROLE-PPS			PROBATION		
	Cumulative Percent Convicted of Any Felony After First Release to Parole-PPS			Cumulative Percent Convicted of Any Felony After First Sentence to Felony Probation		
	Percent convicted in ...months			Percent convicted in ...months		
Cohort	12	24	36	12	24	36
2nd/94	0.0	25.0	23.1	15.8	25.0	26.8
1st/95	0.0	30.0	27.3	15.2	23.9	25.5
2nd/95	19.0	38.1	38.1	5.3	5.7	8.8
1st/96	23.1	23.1	30.8	3.8	7.4	9.1
2nd/96	12.5	13.3	26.7	3.3	10.2	15.0
1st/97	9.1	9.1	18.2	3.2	16.1	23.3
2nd/97	13.3	18.8	29.4	3.8	17.0	16.7
1st/98	4.0	7.7	11.5	7.3	14.3	26.2
2nd/98	8.3	16.0	29.2	13.3	21.7	21.3
1st/99	27.3	41.7	45.5	13.4	15.7	21.4
2nd/99	15.2	20.6	24.2	2.4	5.1	7.5
1st/00	13.6	16.7	26.1	1.5	12.1	13.6
2nd/00	13.6	21.7	30.4	6.3	12.5	17.0
1st/01	12.0	20.0	37.5	13.2	17.0	21.6
2nd/01	7.1	13.8		10.0	16.1	
1st/02	12.5	12.0		3.5	11.1	
2nd/02	9.4			17.5		
1st/03	14.3			13.5		

Note: Slight changes from previous reports may occur due to data updating

Parole: Recidivism is defined as the total percentage of a release cohort that was convicted of any felony at any time within the specified number of months following release from prison.

A release cohort is defined as comprising all individuals who were released to parole or PPS during a six month period. It excludes those released from prison following a revocation from parole/PPS. Inmates initially released on temporary or transitional leave are also included as of their parole or PPS date

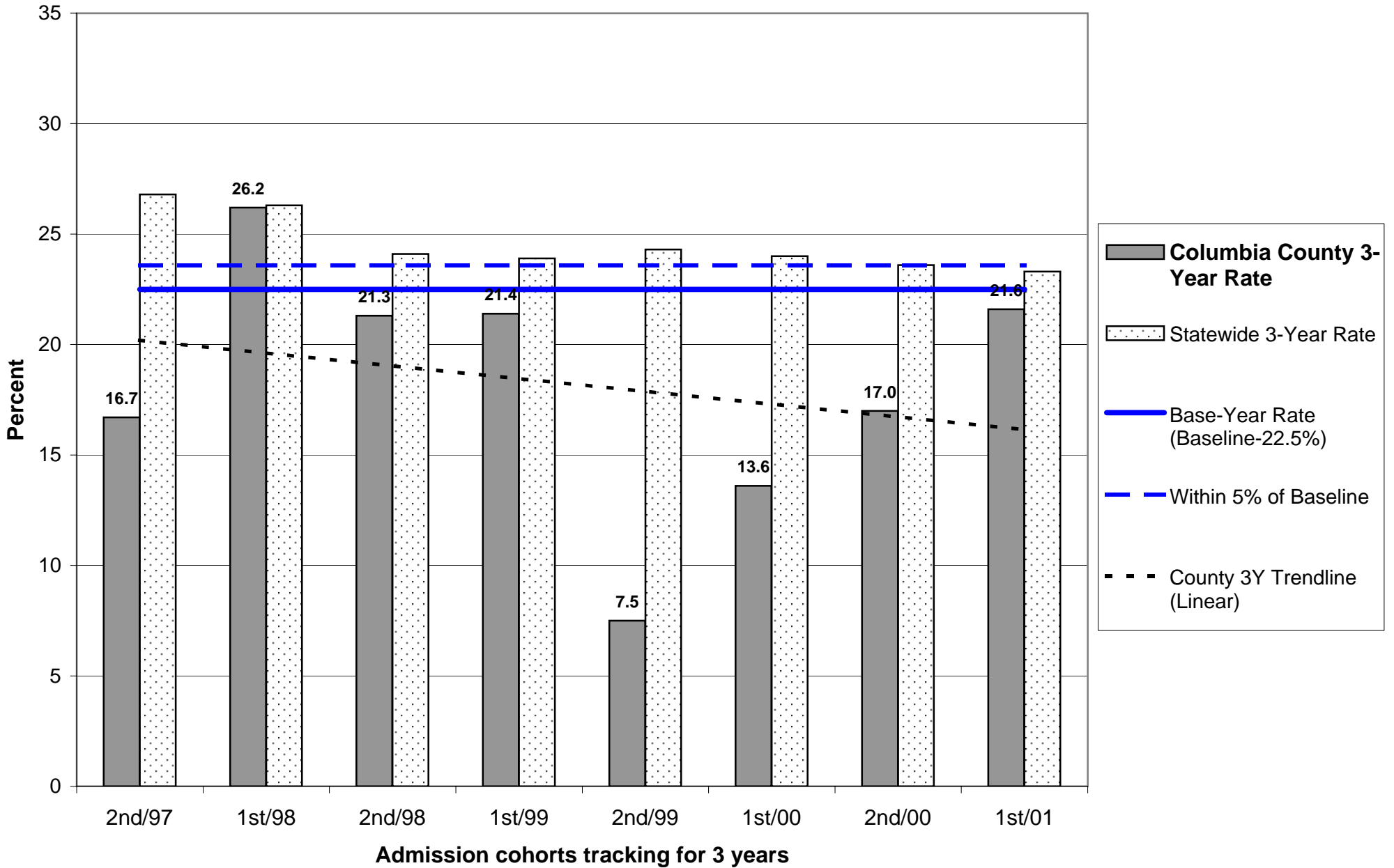
A county's release cohorts are defined as offenders under the county's supervision at the end of the specified number of months following release from incarceration, plus offenders who committed new felonies within that period.

Probation: Recidivism is defined as the total percentage of an admission cohort that was convicted of any felony at any time within the specified number of months after beginning probation

An admission cohort is defined as comprising all individuals who were sentenced for the first time to felony probation during the same six month period. Some offenders have been sentenced to probation more than once. Each new probation admission is considered a separate case

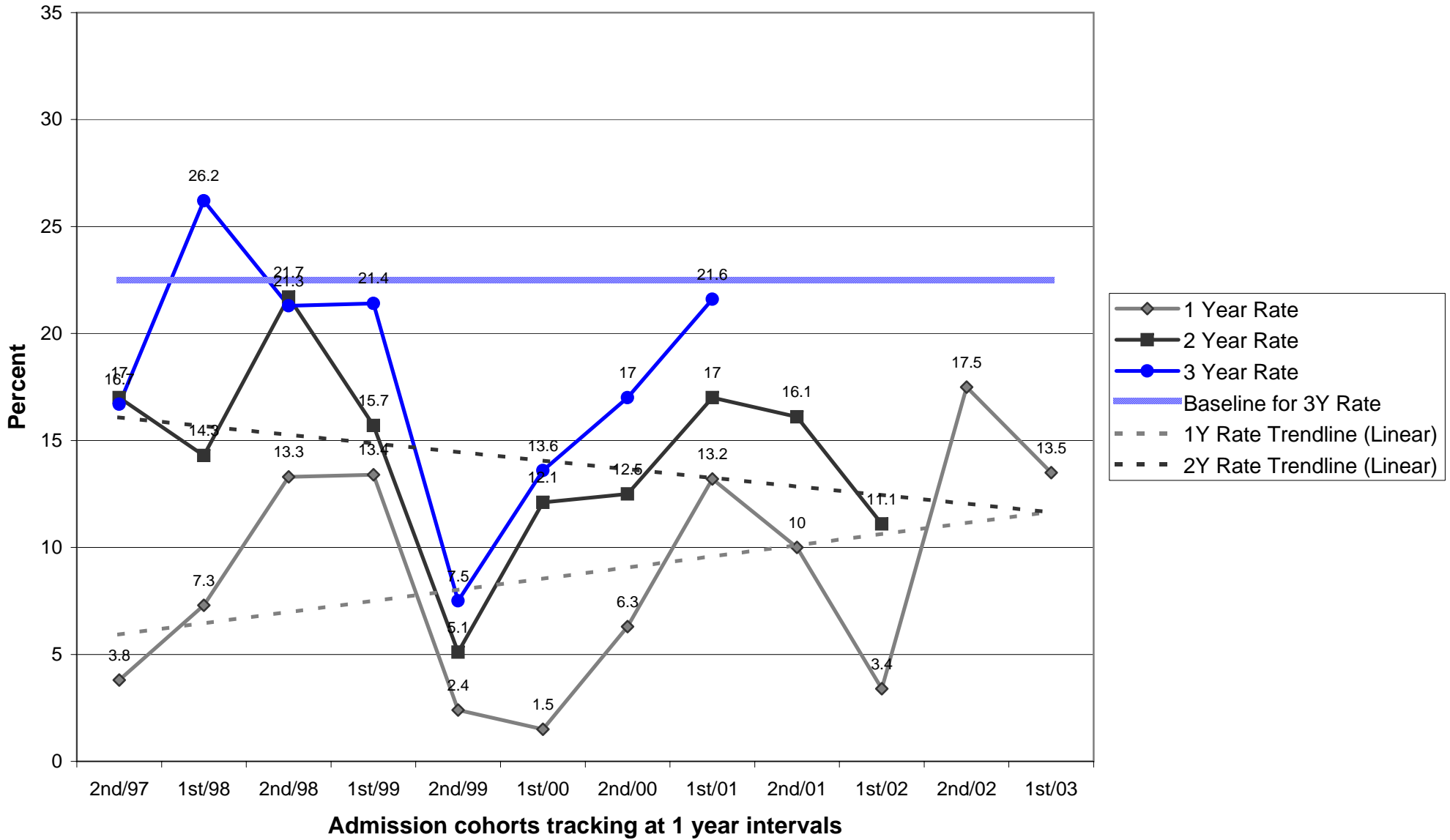
A county's admission cohorts are defined as offenders under the county's supervision at the end of the specified number of months following admission to probation, plus offenders who committed new felonies within that period.

Probation Recidivism Rates - 1st Half 2004



Probation Recidivism Rates - 1st Half 2004

Columbia County



**OREGON DEPARTMENT OF CORRECTIONS
 RECIDIVISM OF NEW PAROLEES AND PROBATIONERS
 Coos - Updated: November 2, 2004**

	PAROLE-PPS			PROBATION		
	Cumulative Percent Convicted of Any Felony After First Release to Parole-PPS			Cumulative Percent Convicted of Any Felony After First Sentence to Felony Probation		
	Percent convicted in ...months			Percent convicted in ...months		
Cohort	12	24	36	12	24	36
2nd/94	11.4	14.3	34.3	10.1	18.3	21.0
1st/95	17.8	22.7	25.6	12.6	20.5	25.2
2nd/95	6.1	18.2	37.5	11.2	16.7	22.9
1st/96	18.2	36.4	42.4	8.0	15.8	18.4
2nd/96	19.5	27.9	32.6	11.9	18.1	28.0
1st/97	7.3	17.5	31.6	14.1	20.5	23.2
2nd/97	7.1	9.3	14.6	8.8	15.3	22.9
1st/98	9.8	16.7	21.4	13.2	22.3	25.6
2nd/98	9.4	27.5	31.4	8.8	12.1	18.1
1st/99	6.5	16.7	23.3	8.4	13.8	19.2
2nd/99	4.8	12.2	22.0	9.7	12.8	16.1
1st/00	11.4	26.7	35.7	7.9	12.0	15.3
2nd/00	4.3	10.6	12.8	11.4	19.8	21.8
1st/01	9.1	15.6	21.3	9.5	15.1	17.8
2nd/01	10.0	18.4		14.3	20.0	
1st/02	1.8	15.8		7.3	12.3	
2nd/02	2.9			14.5		
1st/03	9.6			9.5		

Note: Slight changes from previous reports may occur due to data updating

Parole: Recidivism is defined as the total percentage of a release cohort that was convicted of any felony at any time within the specified number of months following release from prison.

A release cohort is defined as comprising all individuals who were released to parole or PPS during a six month period. It excludes those released from prison following a revocation from parole/PPS. Inmates initially released on temporary or transitional leave are also included as of their parole or PPS date

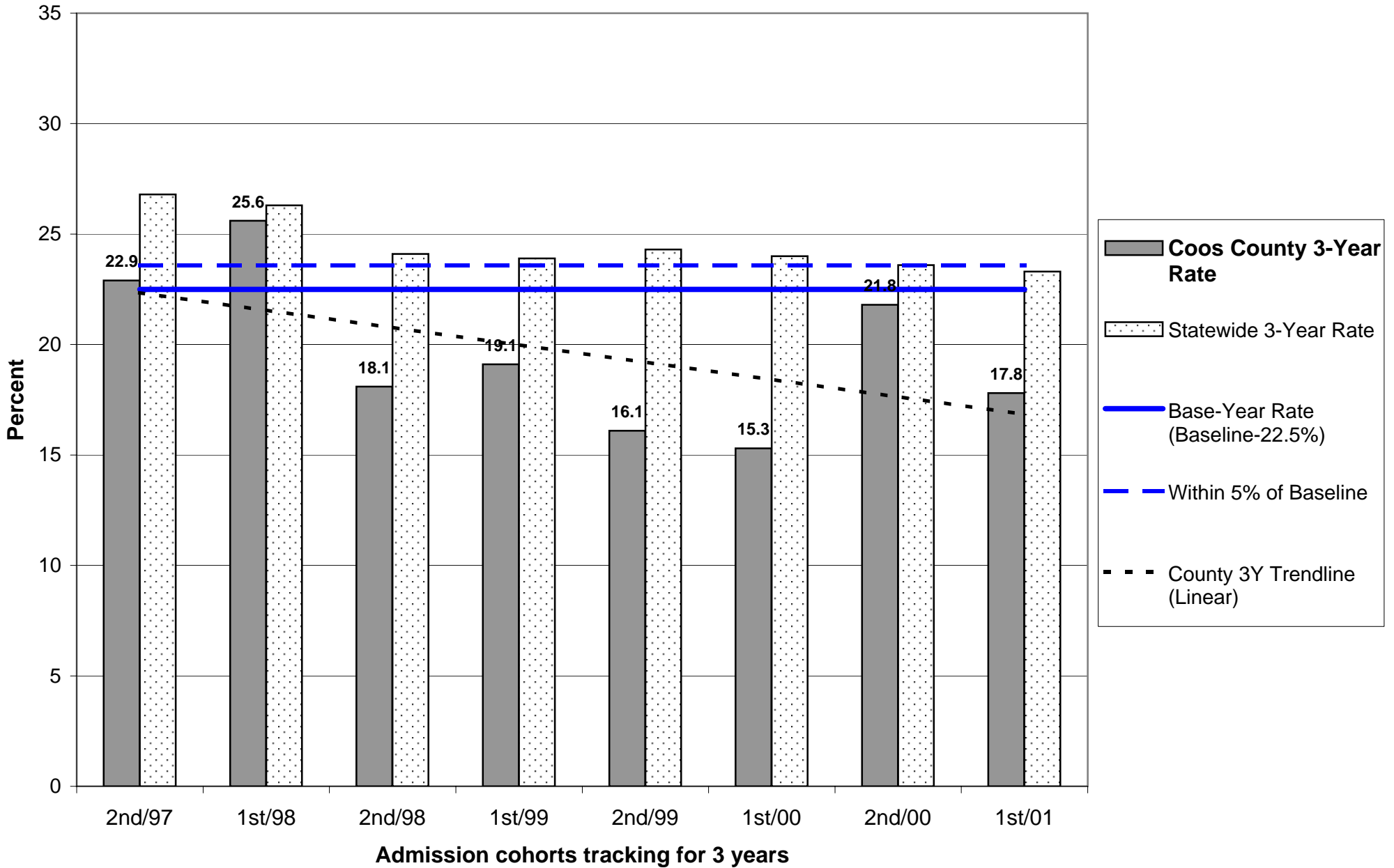
A county's release cohorts are defined as offenders under the county's supervision at the end of the specified number of months following release from incarceration, plus offenders who committed new felonies within that period.

Probation: Recidivism is defined as the total percentage of an admission cohort that was convicted of any felony at any time within the specified number of months after beginning probation

An admission cohort is defined as comprising all individuals who were sentenced for the first time to felony probation during the same six month period. Some offenders have been sentenced to probation more than once. Each new probation admission is considered a separate case

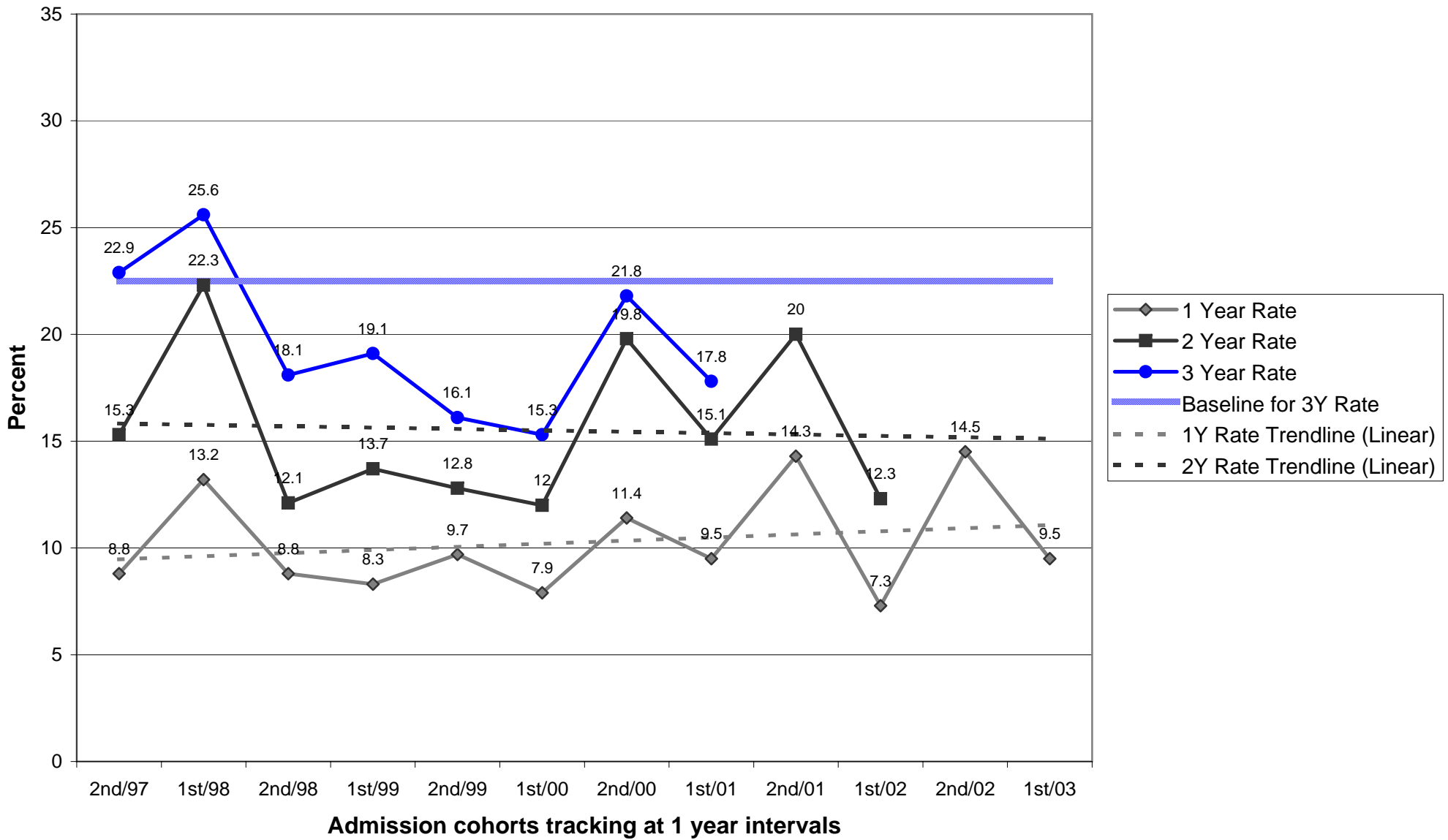
A county's admission cohorts are defined as offenders under the county's supervision at the end of the specified number of months following admission to probation, plus offenders who committed new felonies within that period.

Probation Recidivism Rates - 1st Half 2004

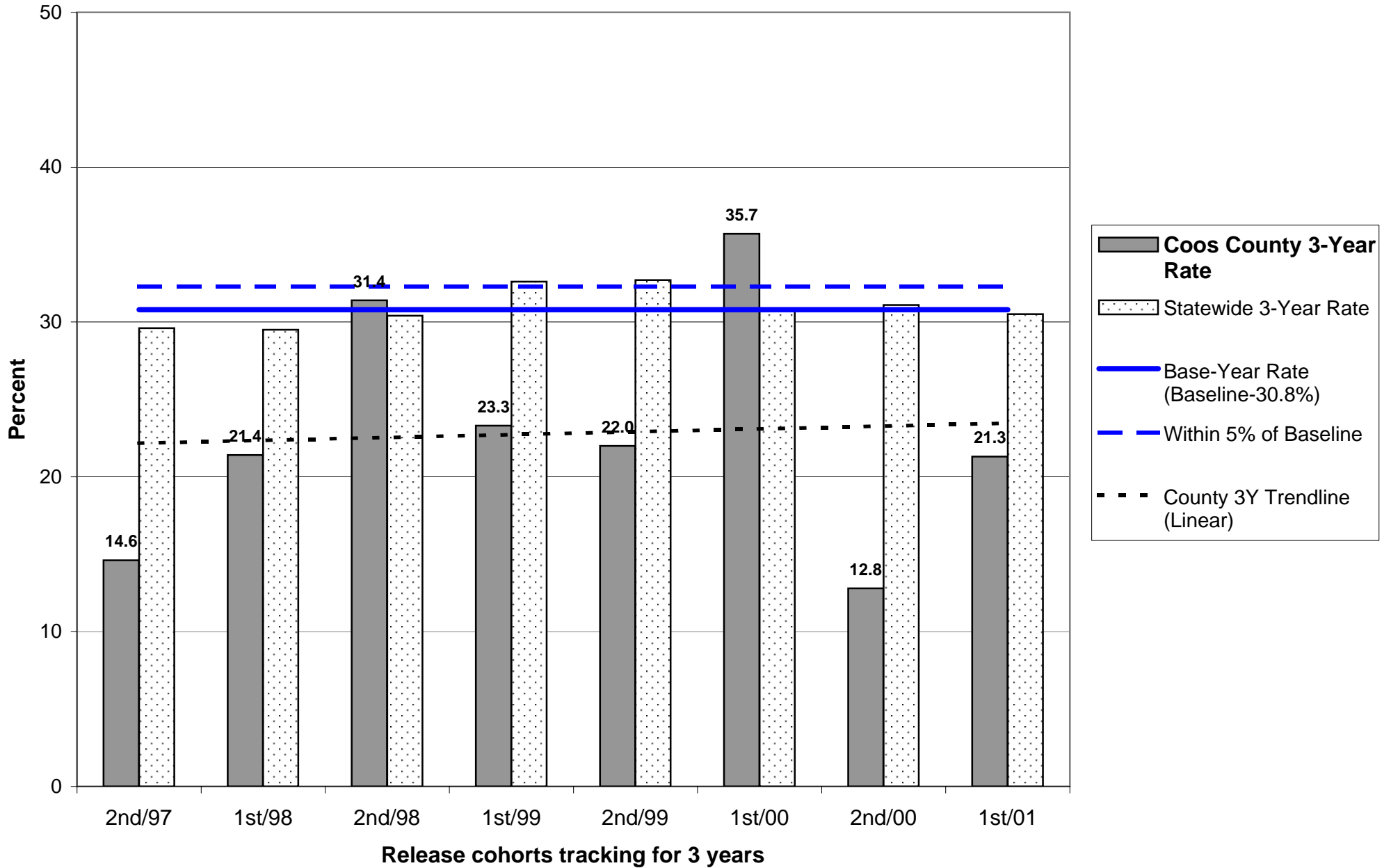


Probation Recidivism Rates - 1st Half 2004

Coos County

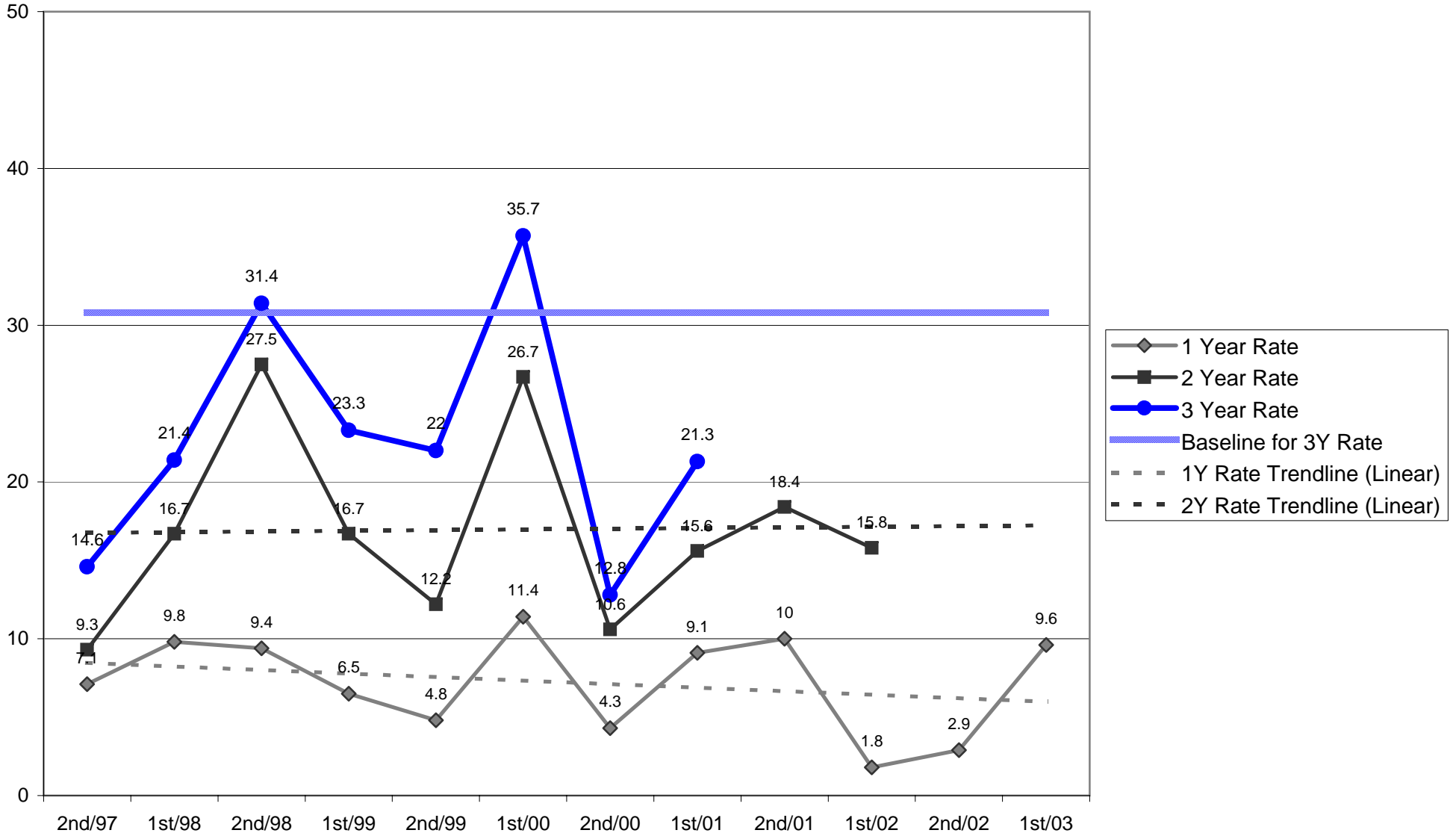


Parole/Post-Prison Supervision Recidivism Rates - 1st Half 2004



Parole/Post-Prison Supervision Recidivism Rates - 1st Half 2004

Coos County



**OREGON DEPARTMENT OF CORRECTIONS
 RECIDIVISM OF NEW PAROLEES AND PROBATIONERS
 Crook - Updated: November 2, 2004**

	PAROLE-PPS			PROBATION		
	Cumulative Percent Convicted of Any Felony After First Release to Parole-PPS			Cumulative Percent Convicted of Any Felony After First Sentence to Felony Probation		
	Percent convicted in ...months			Percent convicted in ...months		
Cohort	12	24	36	12	24	36
2nd/94	100.0	50.0	50.0	19.4	32.3	33.3
1st/95	0.0	0.0	14.3	22.2	36.0	34.6
2nd/95	8.3	36.4	60.0	20.0	28.6	33.3
1st/96	11.1	12.5	25.0	16.1	25.0	30.0
2nd/96	21.4	35.7	53.3	5.0	19.0	33.3
1st/97	20.0	33.3	33.3	18.8	23.1	28.6
2nd/97	18.2	27.3	45.5	20.0	27.8	26.3
1st/98	16.7	40.0	45.5	7.7	16.0	15.4
2nd/98	14.3	14.3	14.3	37.0	38.7	46.9
1st/99	0.0	0.0	0.0	2.9	11.4	18.9
2nd/99	0.0	36.4	40.0	14.7	24.2	29.4
1st/00	6.7	33.3	50.0	10.0	13.0	21.7
2nd/00	0.0	16.7	25.0	6.3	6.7	6.7
1st/01	6.3	6.7	25.0	10.8	12.8	17.1
2nd/01	0.0	8.3		13.0	12.5	
1st/02	14.3	35.7		8.0	41.4	
2nd/02	14.3			11.1		
1st/03	14.3			9.1		

Note: Slight changes from previous reports may occur due to data updating

Parole: Recidivism is defined as the total percentage of a release cohort that was convicted of any felony at any time within the specified number of months following release from prison.

A release cohort is defined as comprising all individuals who were released to parole or PPS during a six month period. It excludes those released from prison following a revocation from parole/PPS. Inmates initially released on temporary or transitional leave are also included as of their parole or PPS date

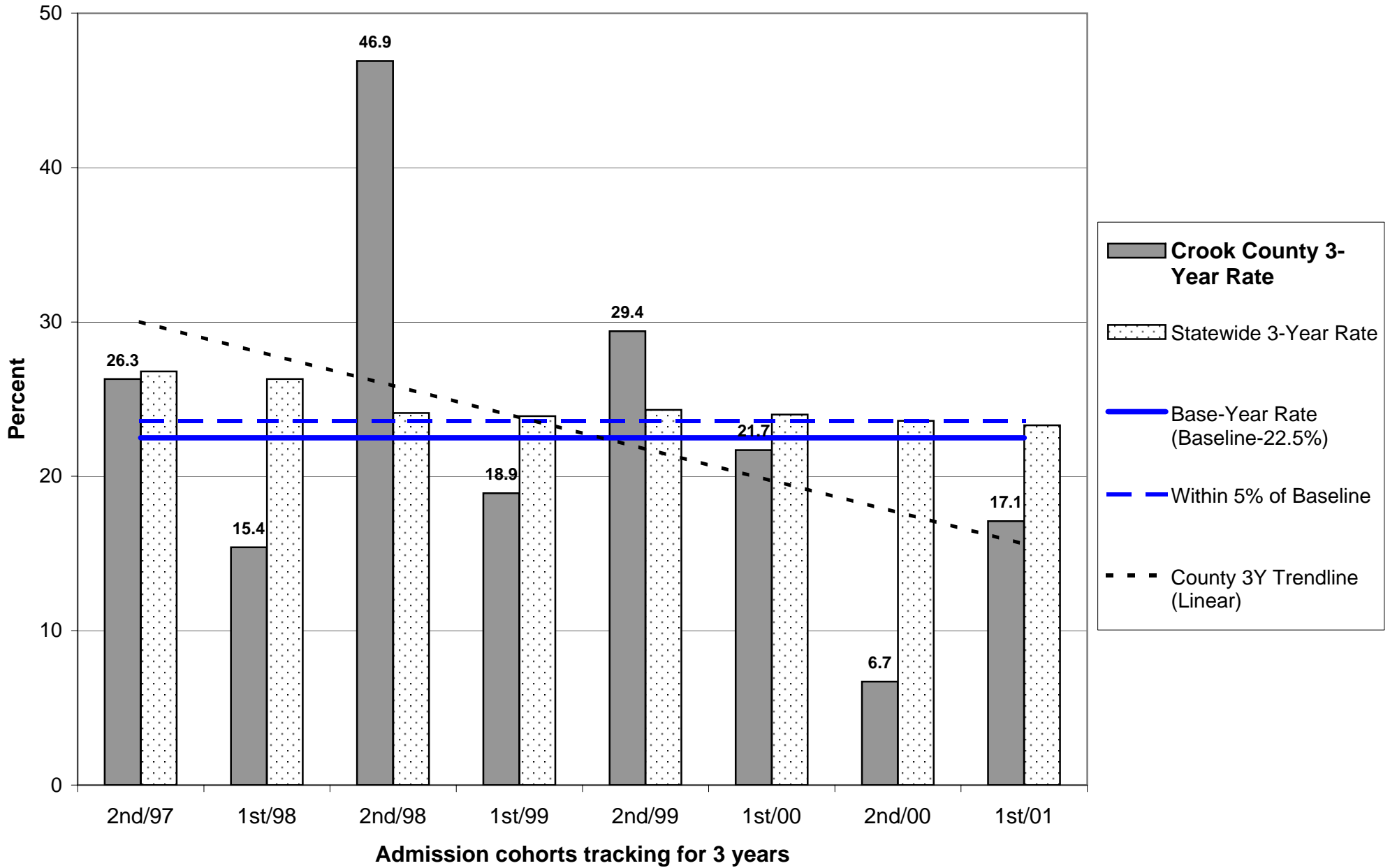
A county's release cohorts are defined as offenders under the county's supervision at the end of the specified number of months following release from incarceration, plus offenders who committed new felonies within that period.

Probation: Recidivism is defined as the total percentage of an admission cohort that was convicted of any felony at any time within the specified number of months after beginning probation

An admission cohort is defined as comprising all individuals who were sentenced for the first time to felony probation during the same six month period. Some offenders have been sentenced to probation more than once. Each new probation admission is considered a separate case

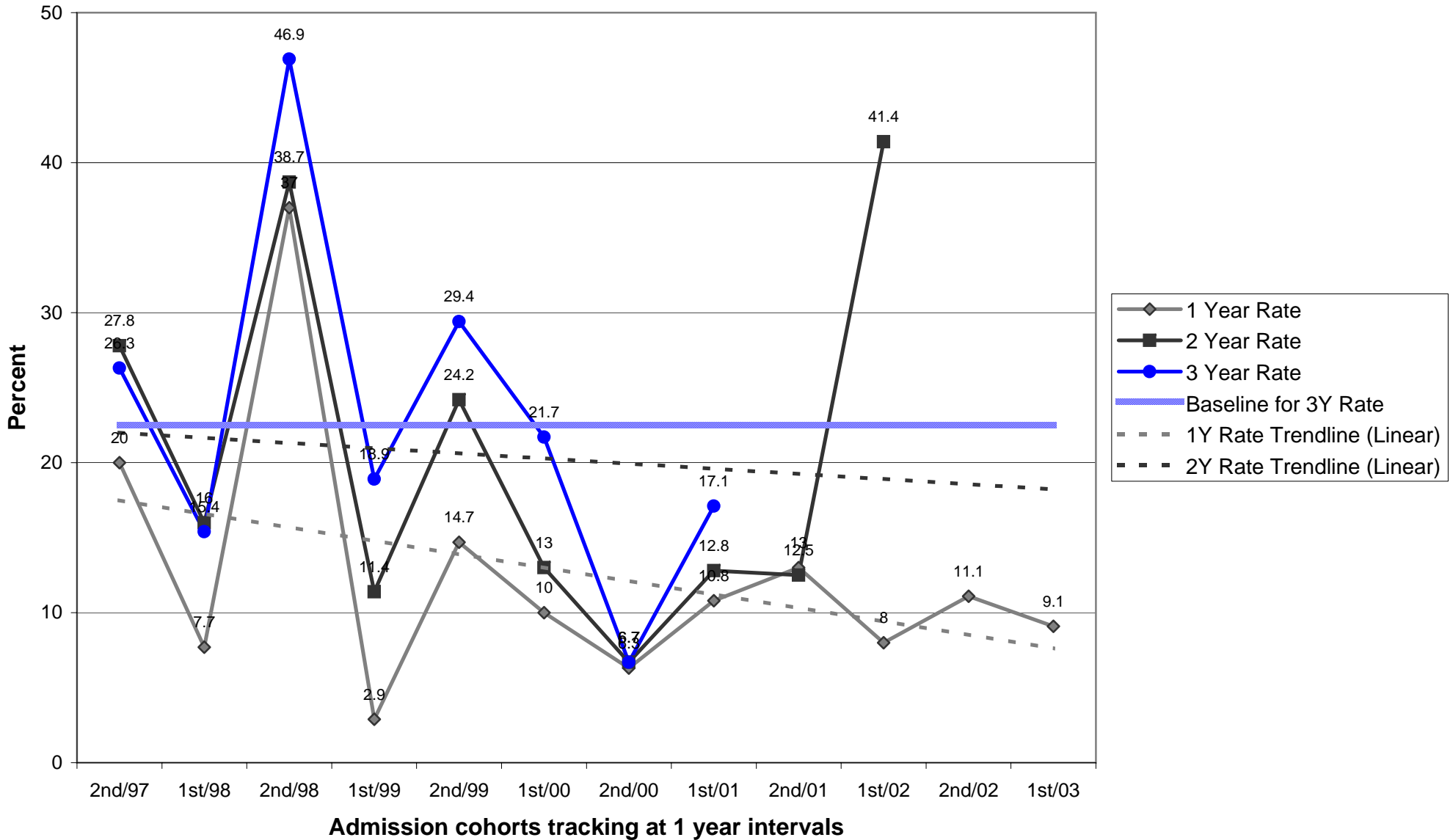
A county's admission cohorts are defined as offenders under the county's supervision at the end of the specified number of months following admission to probation, plus offenders who committed new felonies within that period.

Probation Recidivism Rates - 1st Half 2004



Probation Recidivism Rates - 1st Half 2004

Crook County



**OREGON DEPARTMENT OF CORRECTIONS
 RECIDIVISM OF NEW PAROLEES AND PROBATIONERS
 Curry - Updated: November 2, 2004**

	PAROLE-PPS			PROBATION		
	Cumulative Percent Convicted of Any Felony After First Release to Parole-PPS			Cumulative Percent Convicted of Any Felony After First Sentence to Felony Probation		
	Percent convicted in ...months			Percent convicted in ...months		
Cohort	12	24	36	12	24	36
2nd/94	0.0	0.0	40.0	13.3	16.7	24.1
1st/95	14.3	42.9	42.9	12.5	16.7	22.9
2nd/95	0.0	33.3	25.0	11.1	15.2	17.6
1st/96	0.0	16.7	16.7	11.9	21.4	25.0
2nd/96	0.0	0.0	0.0	18.8	27.3	30.3
1st/97	0.0	28.6	28.6	10.2	16.7	18.8
2nd/97	12.5	25.0	25.0	11.1	17.2	20.7
1st/98	0.0	0.0	0.0	11.1	16.7	19.7
2nd/98	0.0	0.0	16.7	13.0	17.8	22.2
1st/99	10.0	20.0	22.2	6.9	20.7	24.1
2nd/99	7.1	14.3	14.3	11.1	16.0	18.5
1st/00	6.3	12.5	12.5	11.9	12.2	22.7
2nd/00	0.0	0.0	0.0	7.7	14.8	15.4
1st/01	26.7	28.6	40.0	15.8	20.0	26.3
2nd/01	6.7	35.7		7.1	7.1	
1st/02	14.3	14.3		12.3	16.1	
2nd/02	0.0			17.2		
1st/03	14.3			7.1		

Note: Slight changes from previous reports may occur due to data updating

Parole: Recidivism is defined as the total percentage of a release cohort that was convicted of any felony at any time within the specified number of months following release from prison.

A release cohort is defined as comprising all individuals who were released to parole or PPS during a six month period. It excludes those released from prison following a revocation from parole/PPS. Inmates initially released on temporary or transitional leave are also included as of their parole or PPS date

A county's release cohorts are defined as offenders under the county's supervision at the end of the specified number of months following release from incarceration, plus offenders who committed new felonies within that period.

Probation: Recidivism is defined as the total percentage of an admission cohort that was convicted of any felony at any time within the specified number of months after beginning probation

An admission cohort is defined as comprising all individuals who were sentenced for the first time to felony probation during the same six month period. Some offenders have been sentenced to probation more than once. Each new probation admission is considered a separate case

A county's admission cohorts are defined as offenders under the county's supervision at the end of the specified number of months following admission to probation, plus offenders who committed new felonies within that period.

**OREGON DEPARTMENT OF CORRECTIONS
 RECIDIVISM OF NEW PAROLEES AND PROBATIONERS
 Deschutes - Updated: November 2, 2004**

	PAROLE-PPS			PROBATION		
	Cumulative Percent Convicted of Any Felony After First Release to Parole-PPS			Cumulative Percent Convicted of Any Felony After First Sentence to Felony Probation		
	Percent convicted in ...months			Percent convicted in ...months		
Cohort	12	24	36	12	24	36
2nd/94	8.8	20.0	25.0	11.2	23.6	28.2
1st/95	6.8	20.8	26.5	19.3	24.1	28.2
2nd/95	23.1	28.9	31.6	14.8	22.0	30.6
1st/96	8.0	21.6	26.4	8.2	14.9	24.8
2nd/96	12.2	34.1	35.7	14.5	22.7	27.7
1st/97	11.9	30.4	36.6	10.1	14.8	22.9
2nd/97	16.3	29.5	37.8	15.4	24.2	25.3
1st/98	23.2	34.2	43.8	9.3	18.4	24.1
2nd/98	23.0	26.7	38.3	14.8	23.8	27.0
1st/99	12.0	24.7	31.6	11.9	18.2	22.7
2nd/99	15.7	24.7	31.5	11.7	22.1	28.4
1st/00	7.7	20.5	23.1	9.1	20.5	24.4
2nd/00	18.1	27.2	33.3	12.8	19.0	23.8
1st/01	15.7	29.2	32.2	14.1	23.7	30.1
2nd/01	10.1	24.0		15.3	26.1	
1st/02	19.1	30.9		14.4	24.1	
2nd/02	12.8			15.4		
1st/03	25.3			12.9		

Note: Slight changes from previous reports may occur due to data updating

Parole: Recidivism is defined as the total percentage of a release cohort that was convicted of any felony at any time within the specified number of months following release from prison.

A release cohort is defined as comprising all individuals who were released to parole or PPS during a six month period. It excludes those released from prison following a revocation from parole/PPS. Inmates initially released on temporary or transitional leave are also included as of their parole or PPS date

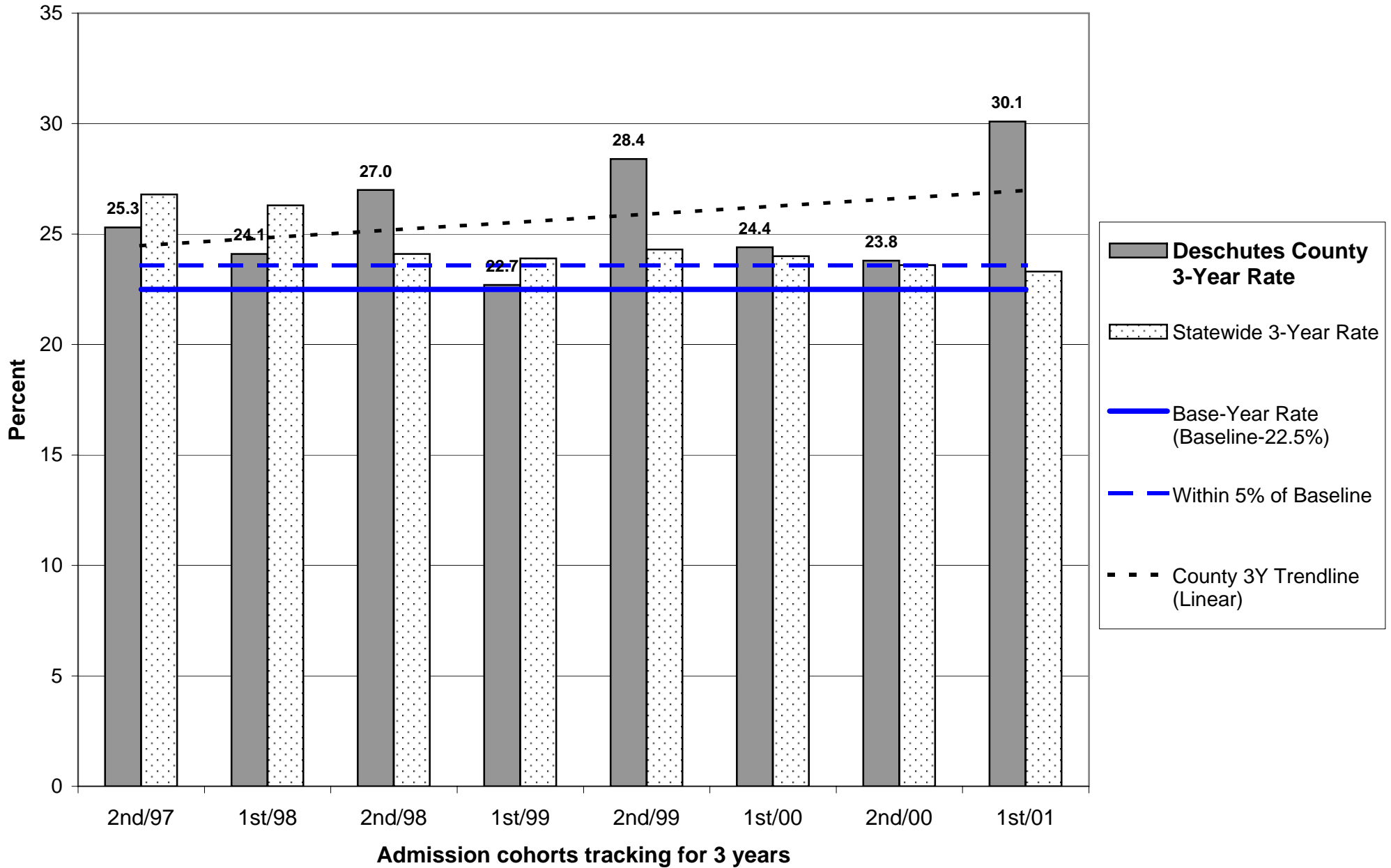
A county's release cohorts are defined as offenders under the county's supervision at the end of the specified number of months following release from incarceration, plus offenders who committed new felonies within that period.

Probation: Recidivism is defined as the total percentage of an admission cohort that was convicted of any felony at any time within the specified number of months after beginning probation

An admission cohort is defined as comprising all individuals who were sentenced for the first time to felony probation during the same six month period. Some offenders have been sentenced to probation more than once. Each new probation admission is considered a separate case

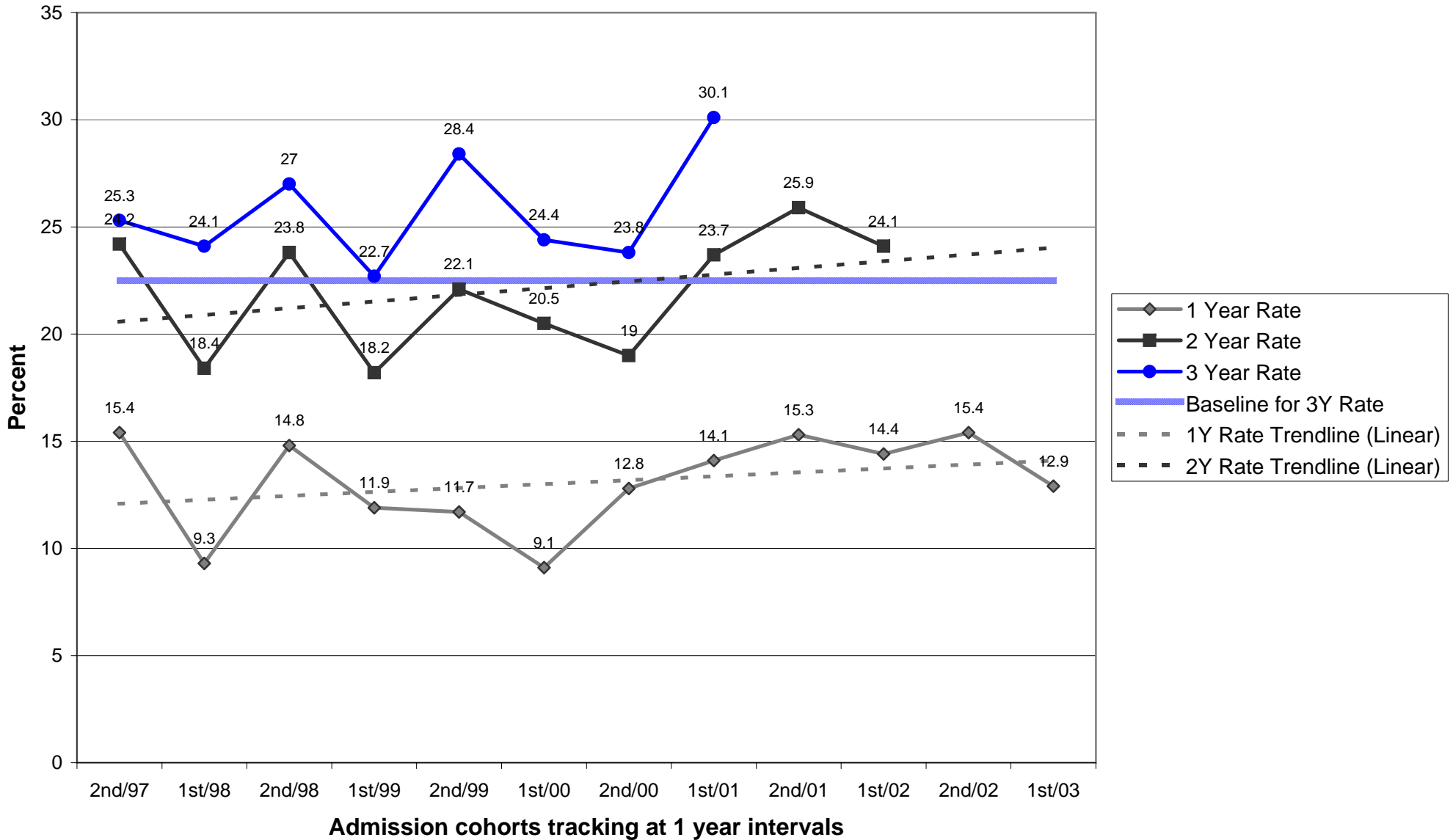
A county's admission cohorts are defined as offenders under the county's supervision at the end of the specified number of months following admission to probation, plus offenders who committed new felonies within that period.

Probation Recidivism Rates - 1st Half 2004

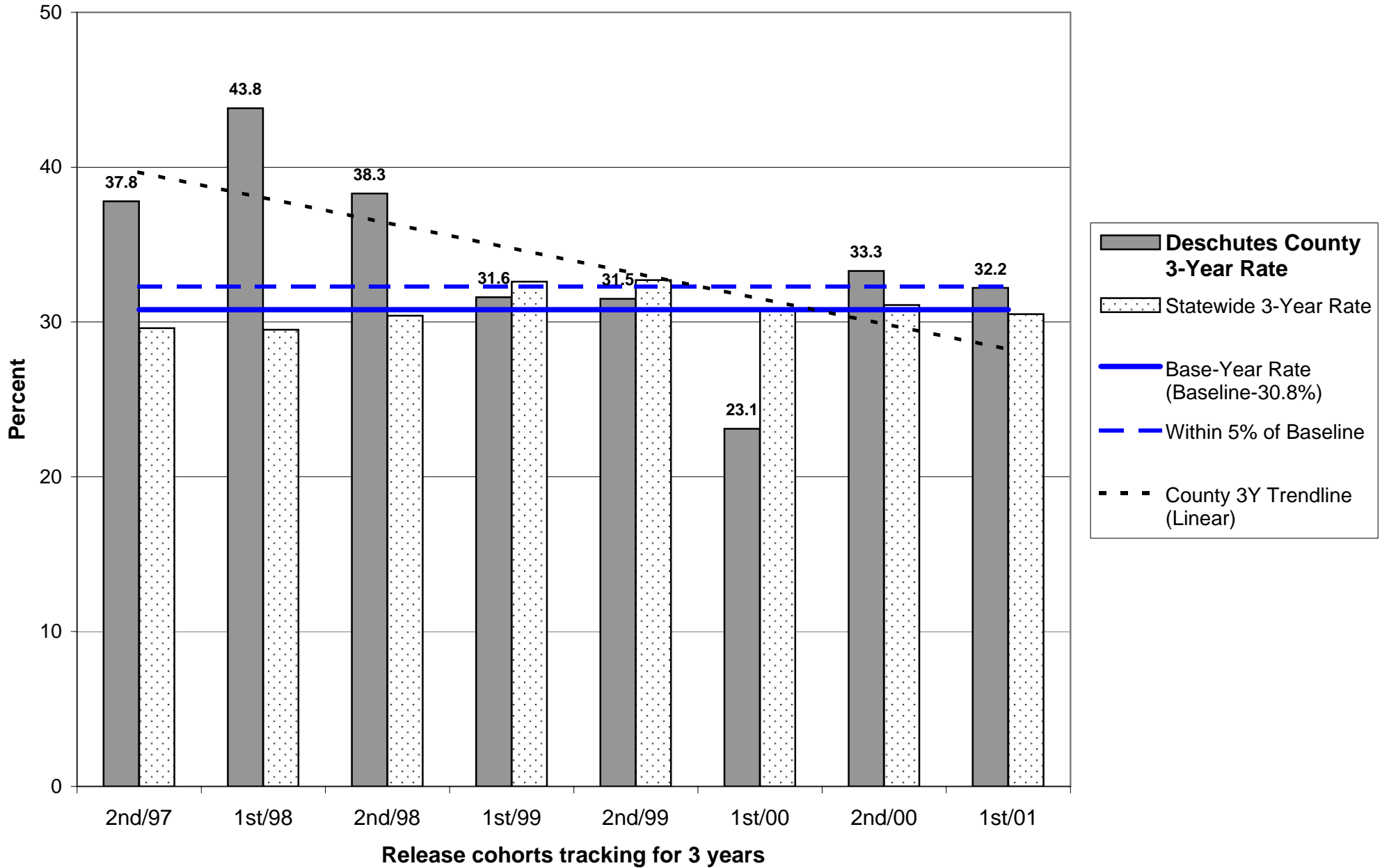


Probation Recidivism Rates - 1st Half 2004

Deschutes County

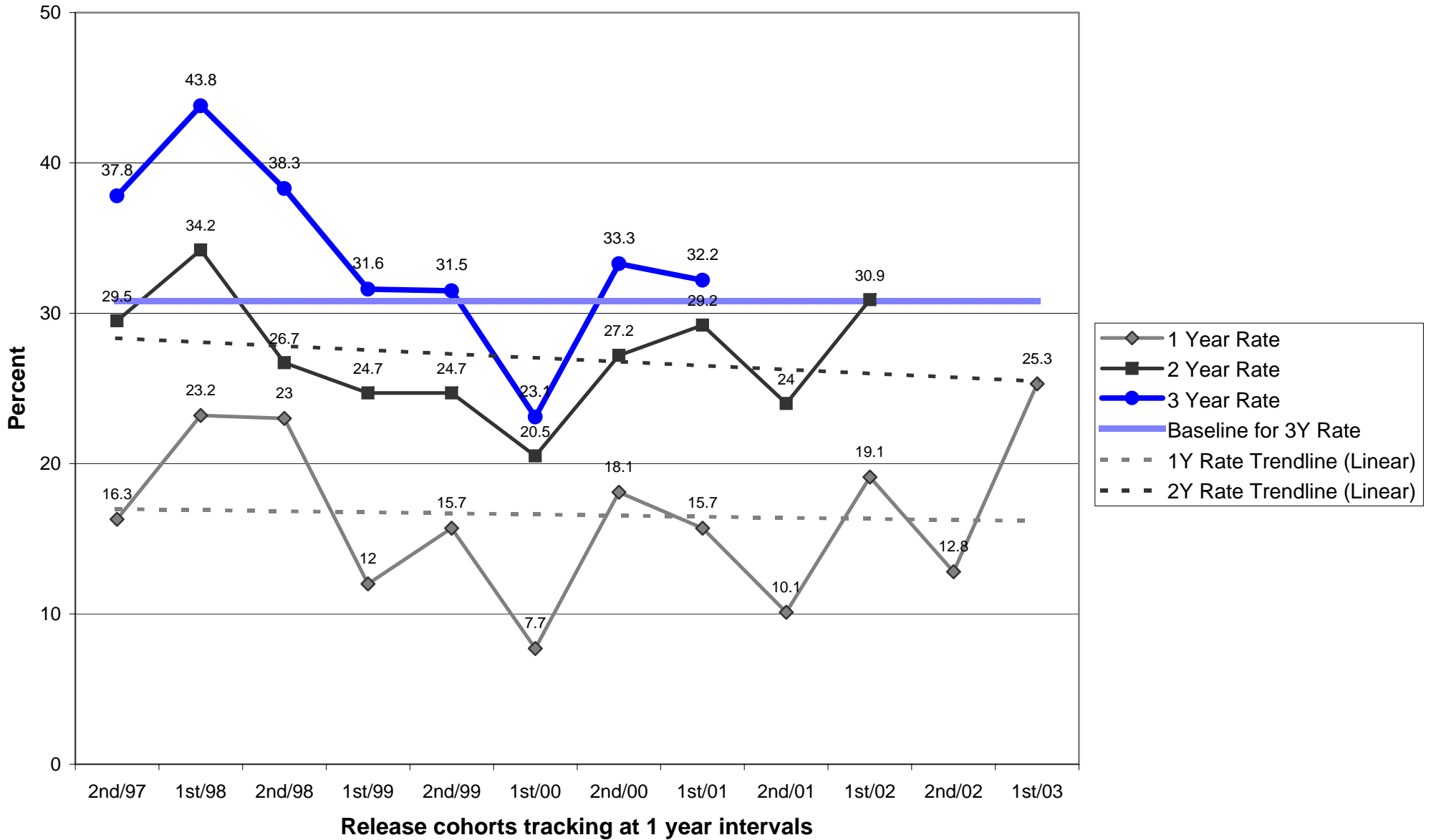


Parole/Post-Prison Supervision Recidivism Rates - 1st Half 2004



Parole/Post-Prison Supervision Recidivism Rates - 1st Half 2004

Deschutes County



**OREGON DEPARTMENT OF CORRECTIONS
 RECIDIVISM OF NEW PAROLEES AND PROBATIONERS
 Douglas - Updated: November 2, 2004**

	PAROLE-PPS			PROBATION		
	Cumulative Percent Convicted of Any Felony After First Release to Parole-PPS			Cumulative Percent Convicted of Any Felony After First Sentence to Felony Probation		
	Percent convicted in ...months			Percent convicted in ...months		
Cohort	12	24	36	12	24	36
2nd/94	11.8	21.2	26.5	10.3	16.7	22.4
1st/95	12.8	31.4	38.9	13.6	21.1	25.2
2nd/95	19.4	31.3	34.4	11.7	20.0	26.9
1st/96	11.1	25.0	28.9	12.1	19.9	25.0
2nd/96	20.5	27.5	35.9	10.8	14.4	18.6
1st/97	11.1	23.0	31.7	8.5	16.7	23.1
2nd/97	5.0	10.2	20.3	12.2	21.3	28.3
1st/98	12.5	23.6	28.1	12.4	18.5	21.8
2nd/98	7.2	18.4	26.5	13.1	16.0	22.3
1st/99	9.2	18.7	25.3	8.2	12.2	17.6
2nd/99	4.3	14.5	23.2	8.3	13.7	16.8
1st/00	9.1	23.9	32.6	6.6	14.4	19.9
2nd/00	13.3	24.4	32.1	9.5	12.5	16.1
1st/01	12.3	23.5	28.8	12.6	20.1	23.2
2nd/01	6.1	17.3		9.1	11.6	
1st/02	15.7	29.6		12.6	17.6	
2nd/02	7.2			6.3		
1st/03	15.6			8.4		

Note: Slight changes from previous reports may occur due to data updating

Parole: Recidivism is defined as the total percentage of a release cohort that was convicted of any felony at any time within the specified number of months following release from prison.

A release cohort is defined as comprising all individuals who were released to parole or PPS during a six month period. It excludes those released from prison following a revocation from parole/PPS. Inmates initially released on temporary or transitional leave are also included as of their parole or PPS date

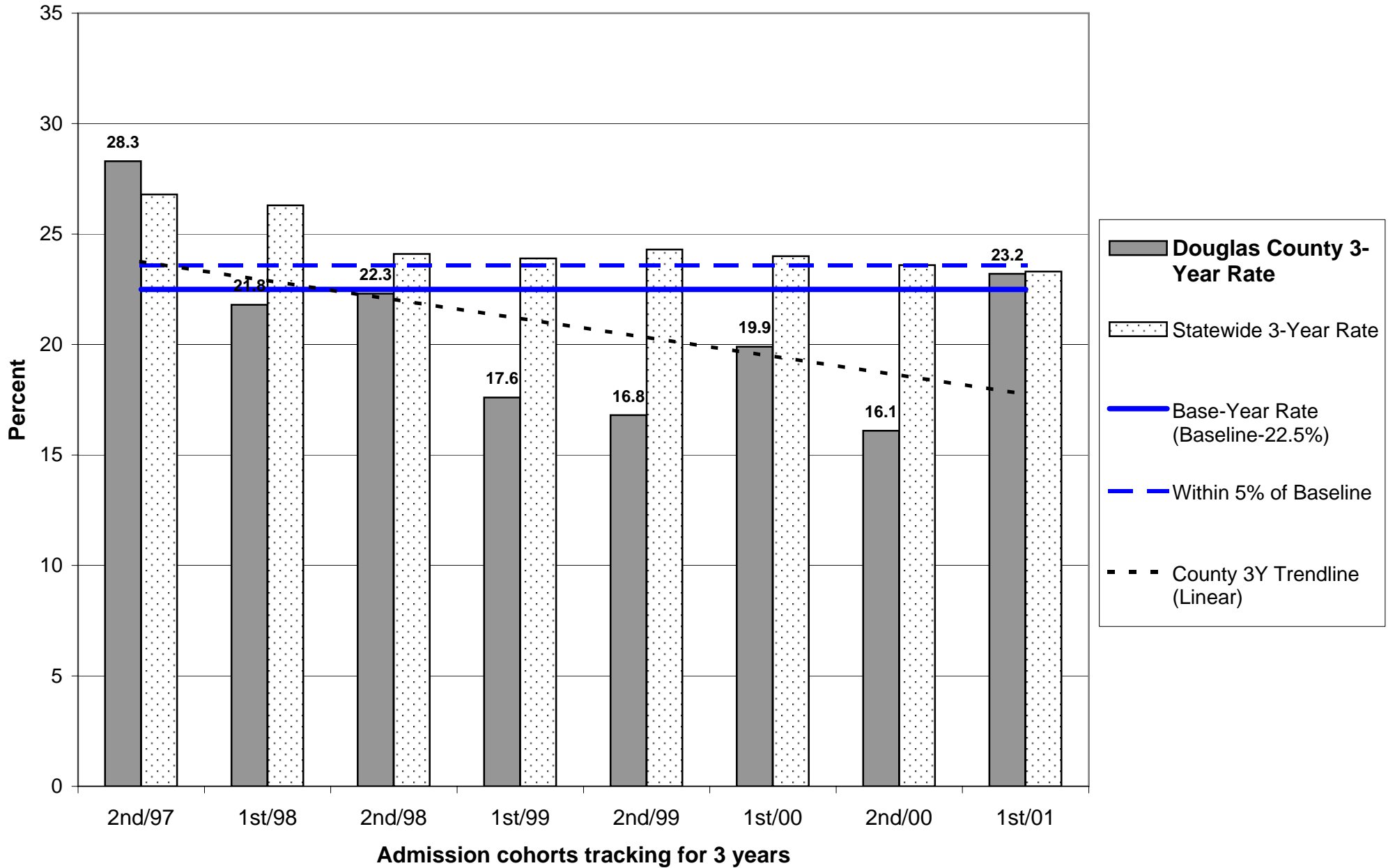
A county's release cohorts are defined as offenders under the county's supervision at the end of the specified number of months following release from incarceration, plus offenders who committed new felonies within that period.

Probation: Recidivism is defined as the total percentage of an admission cohort that was convicted of any felony at any time within the specified number of months after beginning probation

An admission cohort is defined as comprising all individuals who were sentenced for the first time to felony probation during the same six month period. Some offenders have been sentenced to probation more than once. Each new probation admission is considered a separate case

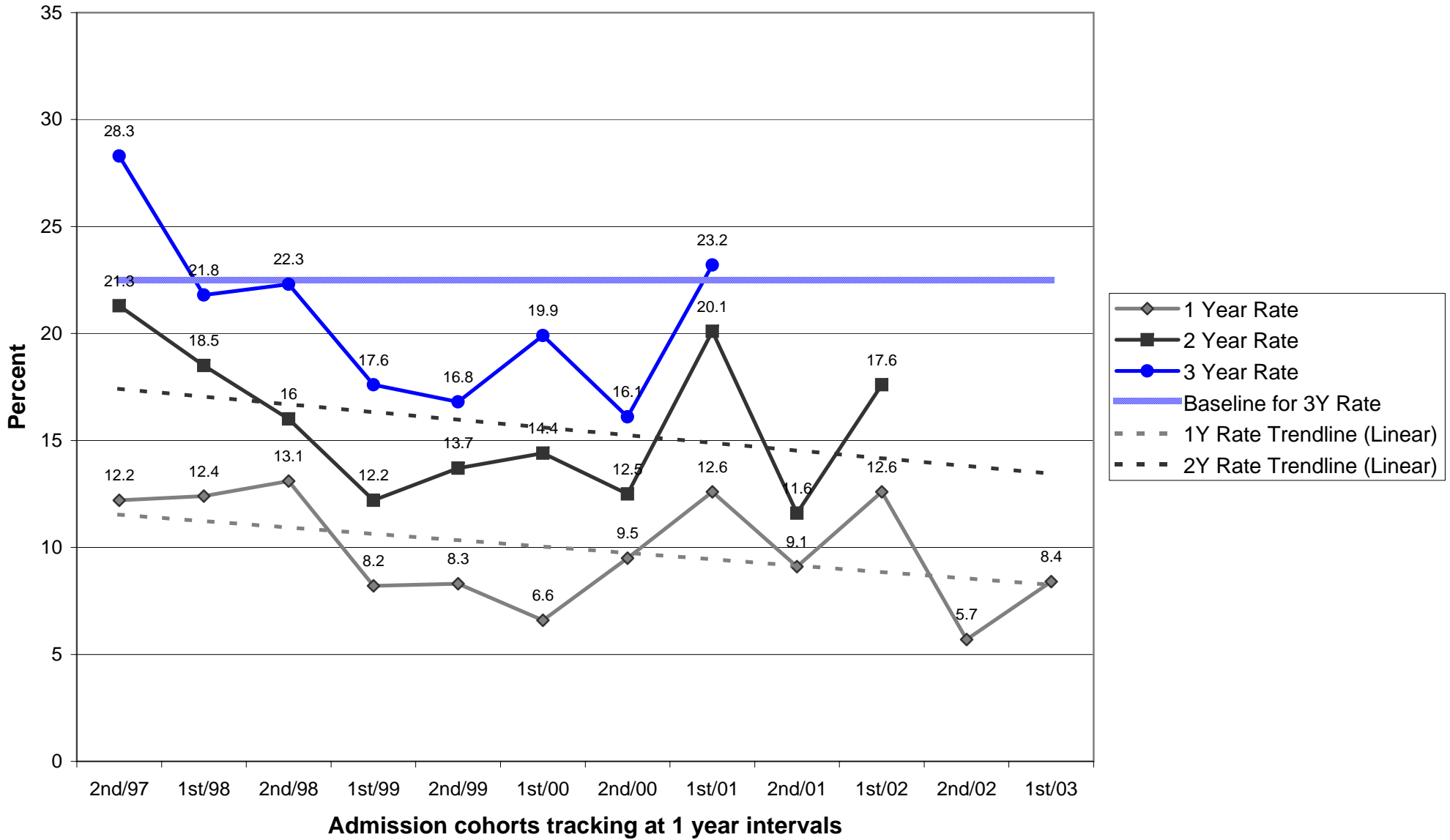
A county's admission cohorts are defined as offenders under the county's supervision at the end of the specified number of months following admission to probation, plus offenders who committed new felonies within that period.

Probation Recidivism Rates - 1st Half 2004

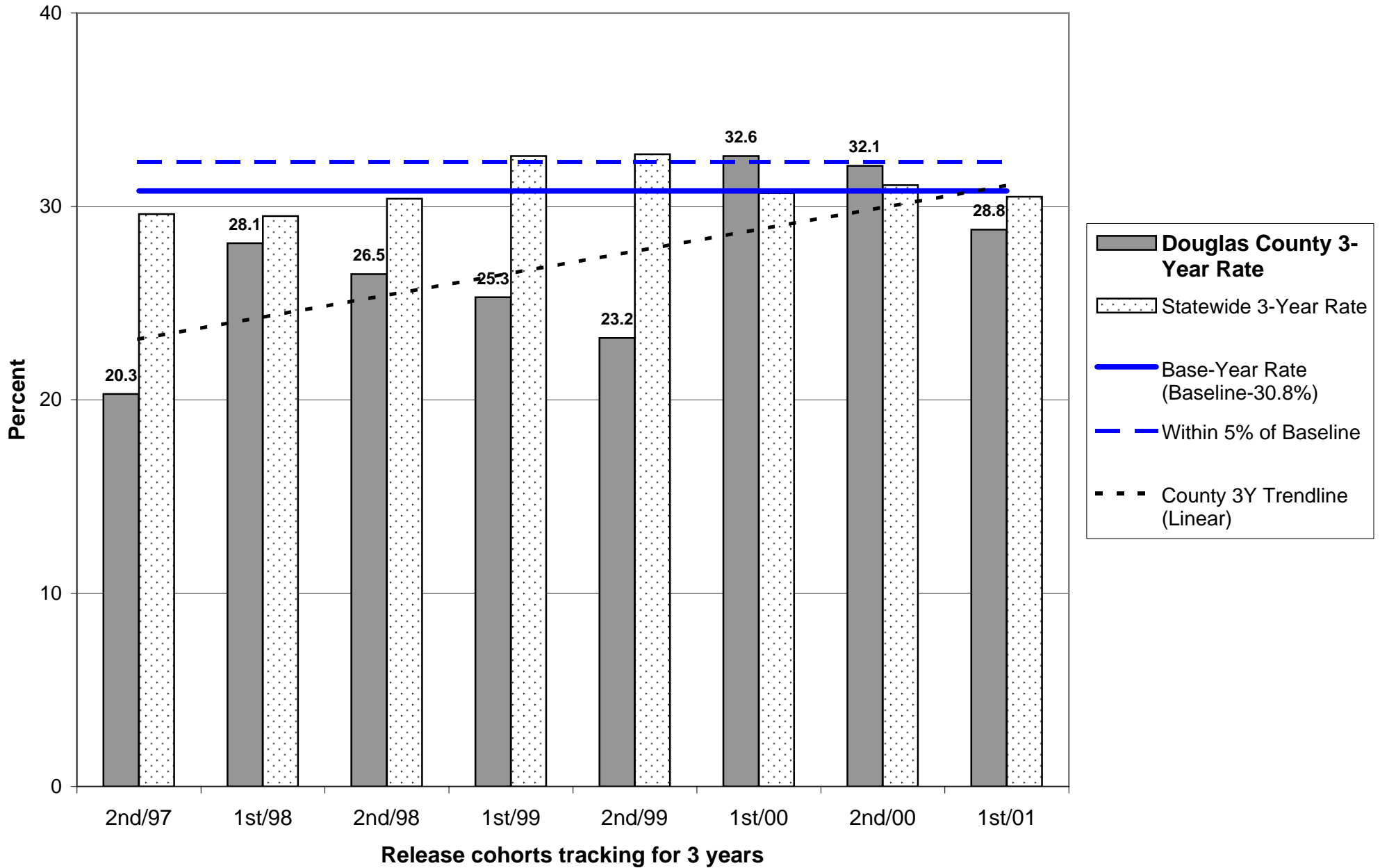


Probation Recidivism Rates - 1st Half 2004

Douglas County

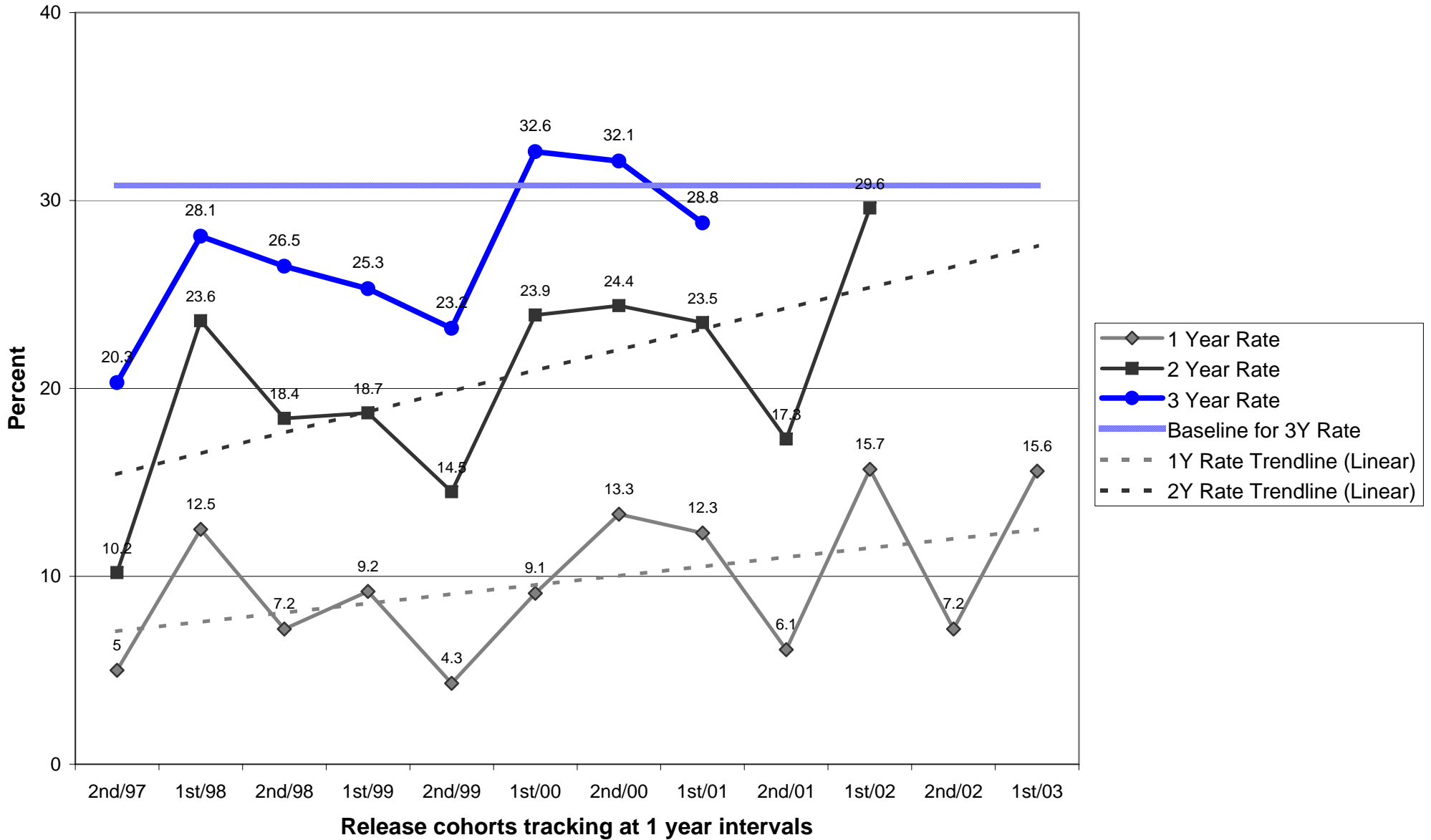


Parole/Post-Prison Supervision Recidivism Rates - 1st Half 2004



Parole/Post-Prison Supervision Recidivism Rates - 1st Half 2004

Douglas County



**OREGON DEPARTMENT OF CORRECTIONS
 RECIDIVISM OF NEW PAROLEES AND PROBATIONERS
 Grant - Updated: November 2, 2004**

	PAROLE-PPS			PROBATION		
	Cumulative Percent Convicted of Any Felony After First Release to Parole-PPS			Cumulative Percent Convicted of Any Felony After First Sentence to Felony Probation		
	Percent convicted in ...months			Percent convicted in ...months		
Cohort	12	24	36	12	24	36
2nd/94	0.0	0.0	0.0	0.0	0.0	0.0
1st/95	0.0	0.0	0.0	0.0	0.0	0.0
2nd/95	0.0	0.0	0.0	0.0	0.0	25.0
1st/96	0.0	50.0	50.0	0.0	0.0	0.0
2nd/96	0.0	0.0	0.0	0.0	0.0	0.0
1st/97	0.0	0.0	0.0	16.7	20.0	20.0
2nd/97	0.0	0.0	0.0	0.0	0.0	0.0
1st/98	0.0	0.0	100.0	0.0	0.0	0.0
2nd/98	0.0	33.3	33.3	0.0	0.0	0.0
1st/99	50.0	50.0	50.0	0.0	0.0	0.0
2nd/99	0.0	0.0	0.0	16.7	33.3	33.3
1st/00	0.0	0.0	0.0	0.0	0.0	0.0
2nd/00	0.0	0.0	0.0	20.0	20.0	20.0
1st/01	0.0	0.0	50.0	0.0	0.0	0.0
2nd/01	0.0	0.0	0.0	14.3	16.7	
1st/02	0.0	0.0	0.0	10.0	20.0	
2nd/02	33.3			0.0		
1st/03	0.0			0.0		

Note: Slight changes from previous reports may occur due to data updating

Parole: Recidivism is defined as the total percentage of a release cohort that was convicted of any felony at any time within the specified number of months following release from prison.

A release cohort is defined as comprising all individuals who were released to parole or PPS during a six month period. It excludes those released from prison following a revocation from parole/PPS. Inmates initially released on temporary or transitional leave are also included as of their parole or PPS date

A county's release cohorts are defined as offenders under the county's supervision at the end of the specified number of months following release from incarceration, plus offenders who committed new felonies within that period.

Probation: Recidivism is defined as the total percentage of an admission cohort that was convicted of any felony at any time within the specified number of months after beginning probation

An admission cohort is defined as comprising all individuals who were sentenced for the first time to felony probation during the same six month period. Some offenders have been sentenced to probation more than once. Each new probation admission is considered a separate case

A county's admission cohorts are defined as offenders under the county's supervision at the end of the specified number of months following admission to probation, plus offenders who committed new felonies within that period.

**OREGON DEPARTMENT OF CORRECTIONS
 RECIDIVISM OF NEW PAROLEES AND PROBATIONERS
 Harney - Updated: November 2, 2004**

	PAROLE-PPS			PROBATION		
	Cumulative Percent Convicted of Any Felony After First Release to Parole-PPS			Cumulative Percent Convicted of Any Felony After First Sentence to Felony Probation		
	Percent convicted in ...months			Percent convicted in ...months		
Cohort	12	24	36	12	24	36
2nd/94	0.0	33.3	33.3	7.1	6.7	7.7
1st/95	0.0	25.0	25.0	8.3	8.3	30.8
2nd/95	20.0	12.5	12.5	5.6	11.8	20.0
1st/96	0.0	0.0	0.0	7.1	10.0	30.0
2nd/96	0.0	50.0	50.0	0.0	25.0	25.0
1st/97	0.0	33.3	33.3	0.0	0.0	0.0
2nd/97	0.0	0.0	0.0	33.3	33.3	33.3
1st/98	0.0	0.0	16.7	0.0	0.0	16.7
2nd/98	0.0	0.0	0.0	0.0	11.1	25.0
1st/99	0.0	0.0	0.0	10.0	27.3	27.3
2nd/99	33.3	33.3	33.3	10.0	18.2	18.2
1st/00	42.9	50.0	71.4	20.0	16.7	16.7
2nd/00	0.0	0.0	0.0	22.2	27.3	27.3
1st/01	28.6	37.5	57.1	12.5	12.5	11.8
2nd/01	0.0	0.0		5.6	5.3	
1st/02	33.3	33.3		7.1	21.4	
2nd/02	22.2			0.0		
1st/03	7.7			0.0		

Note: Slight changes from previous reports may occur due to data updating

Parole: Recidivism is defined as the total percentage of a release cohort that was convicted of any felony at any time within the specified number of months following release from prison.

A release cohort is defined as comprising all individuals who were released to parole or PPS during a six month period. It excludes those released from prison following a revocation from parole/PPS. Inmates initially released on temporary or transitional leave are also included as of their parole or PPS date

A county's release cohorts are defined as offenders under the county's supervision at the end of the specified number of months following release from incarceration, plus offenders who committed new felonies within that period.

Probation: Recidivism is defined as the total percentage of an admission cohort that was convicted of any felony at any time within the specified number of months after beginning probation

An admission cohort is defined as comprising all individuals who were sentenced for the first time to felony probation during the same six month period. Some offenders have been sentenced to probation more than once. Each new probation admission is considered a separate case

A county's admission cohorts are defined as offenders under the county's supervision at the end of the specified number of months following admission to probation, plus offenders who committed new felonies within that period.

**OREGON DEPARTMENT OF CORRECTIONS
 RECIDIVISM OF NEW PAROLEES AND PROBATIONERS
 Hood River - Updated: November 2, 2004**

	PAROLE-PPS			PROBATION		
	Cumulative Percent Convicted of Any Felony After First Release to Parole-PPS			Cumulative Percent Convicted of Any Felony After First Sentence to Felony Probation		
	Percent convicted in ...months			Percent convicted in ...months		
Cohort	12	24	36	12	24	36
2nd/94	0.0	33.3	33.3	5.9	17.6	25.0
1st/95	20.0	25.0	25.0	10.0	25.0	28.6
2nd/95	14.3	14.3	28.6	5.0	5.3	10.0
1st/96	0.0	14.3	16.7	8.8	11.1	13.5
2nd/96	0.0	0.0	0.0	7.1	17.2	25.0
1st/97	12.5	11.1	12.5	16.7	25.9	25.9
2nd/97	0.0	0.0	0.0	13.0	13.6	25.0
1st/98	16.7	16.7	18.2	17.2	23.3	26.7
2nd/98	0.0	0.0	0.0	20.8	22.7	28.6
1st/99	7.7	7.7	7.7	0.0	7.7	8.3
2nd/99	12.5	12.5	14.3	7.9	10.5	10.5
1st/00	12.5	22.2	22.2	6.3	13.3	35.7
2nd/00	0.0	33.3	33.3	13.8	16.7	16.7
1st/01	12.5	25.0	25.0	0.0	7.7	15.4
2nd/01	12.5	12.5		0.0	3.4	
1st/02	0.0	0.0		12.5	11.5	
2nd/02	0.0			7.7		
1st/03	9.1			0.0		

Note: Slight changes from previous reports may occur due to data updating

Parole: Recidivism is defined as the total percentage of a release cohort that was convicted of any felony at any time within the specified number of months following release from prison.

A release cohort is defined as comprising all individuals who were released to parole or PPS during a six month period. It excludes those released from prison following a revocation from parole/PPS. Inmates initially released on temporary or transitional leave are also included as of their parole or PPS date

A county's release cohorts are defined as offenders under the county's supervision at the end of the specified number of months following release from incarceration, plus offenders who committed new felonies within that period.

Probation: Recidivism is defined as the total percentage of an admission cohort that was convicted of any felony at any time within the specified number of months after beginning probation

An admission cohort is defined as comprising all individuals who were sentenced for the first time to felony probation during the same six month period. Some offenders have been sentenced to probation more than once. Each new probation admission is considered a separate case

A county's admission cohorts are defined as offenders under the county's supervision at the end of the specified number of months following admission to probation, plus offenders who committed new felonies within that period.

**OREGON DEPARTMENT OF CORRECTIONS
 RECIDIVISM OF NEW PAROLEES AND PROBATIONERS
 Jackson - Updated: November 2, 2004**

	PAROLE-PPS			PROBATION		
	Cumulative Percent Convicted of Any Felony After First Release to Parole-PPS			Cumulative Percent Convicted of Any Felony After First Sentence to Felony Probation		
	Percent convicted in ...months			Percent convicted in ...months		
Cohort	12	24	36	12	24	36
2nd/94	10.9	11.1	21.5	20.0	25.6	30.9
1st/95	20.6	27.4	43.8	14.2	20.7	25.2
2nd/95	12.6	21.6	29.8	14.1	20.1	25.6
1st/96	9.6	24.2	30.1	12.4	18.5	22.5
2nd/96	10.7	23.3	27.5	13.8	20.0	23.8
1st/97	19.2	29.3	30.7	15.1	21.9	28.3
2nd/97	15.6	23.3	33.0	13.8	20.2	25.2
1st/98	7.6	20.0	26.6	15.6	20.1	25.8
2nd/98	11.4	24.7	34.6	12.3	18.2	23.7
1st/99	15.1	24.3	30.8	10.4	17.9	23.6
2nd/99	15.6	26.9	36.4	16.3	22.4	24.7
1st/00	16.3	26.9	36.6	17.7	26.5	31.5
2nd/00	14.9	23.5	29.0	13.5	22.1	27.4
1st/01	18.9	32.4	37.3	10.3	16.8	23.4
2nd/01	11.9	21.5		11.8	21.6	
1st/02	14.7	22.0		11.4	18.7	
2nd/02	10.8			17.2		
1st/03	20.4			11.4		

Note: Slight changes from previous reports may occur due to data updating

Parole: Recidivism is defined as the total percentage of a release cohort that was convicted of any felony at any time within the specified number of months following release from prison.

A release cohort is defined as comprising all individuals who were released to parole or PPS during a six month period. It excludes those released from prison following a revocation from parole/PPS. Inmates initially released on temporary or transitional leave are also included as of their parole or PPS date

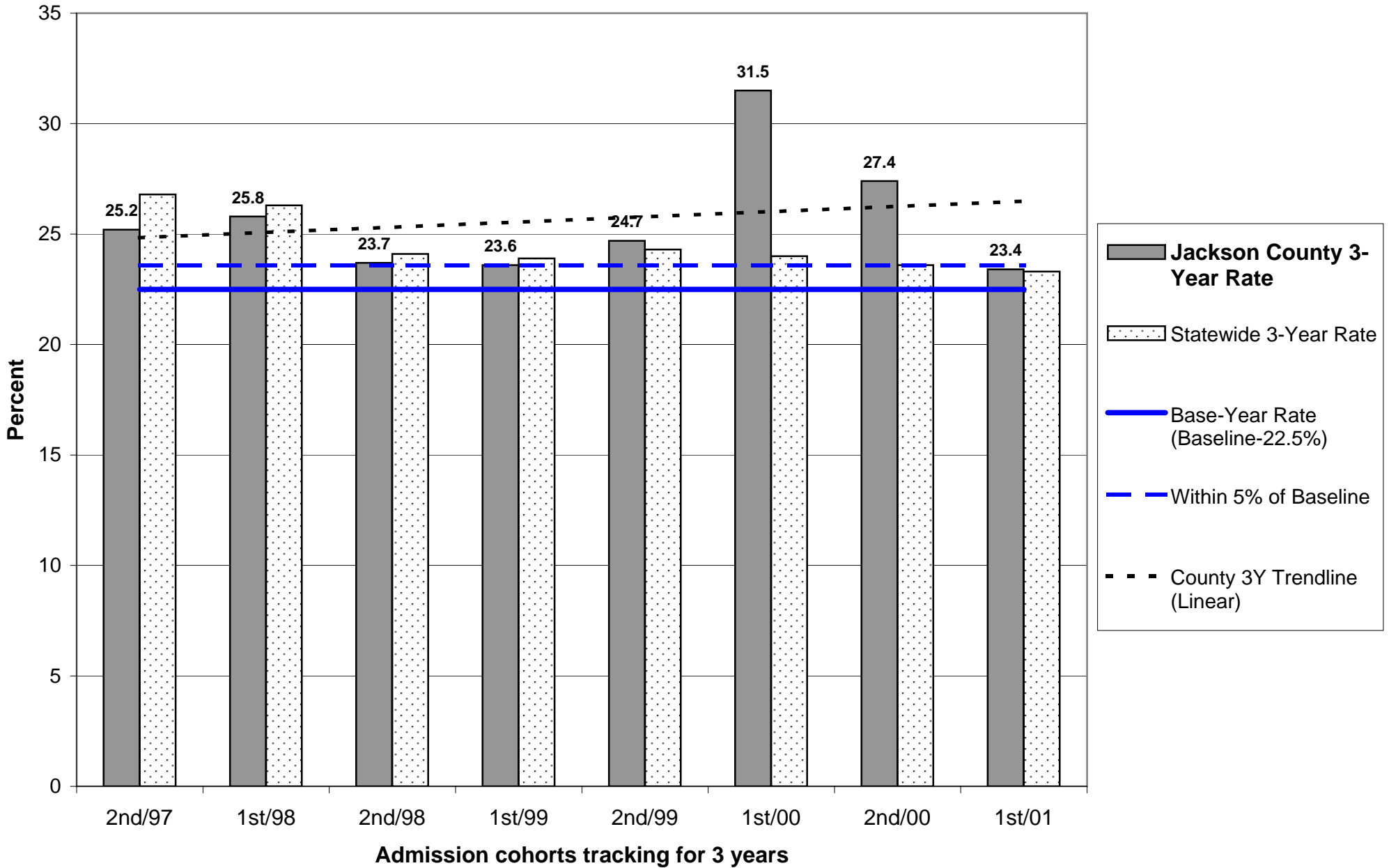
A county's release cohorts are defined as offenders under the county's supervision at the end of the specified number of months following release from incarceration, plus offenders who committed new felonies within that period.

Probation: Recidivism is defined as the total percentage of an admission cohort that was convicted of any felony at any time within the specified number of months after beginning probation

An admission cohort is defined as comprising all individuals who were sentenced for the first time to felony probation during the same six month period. Some offenders have been sentenced to probation more than once. Each new probation admission is considered a separate case

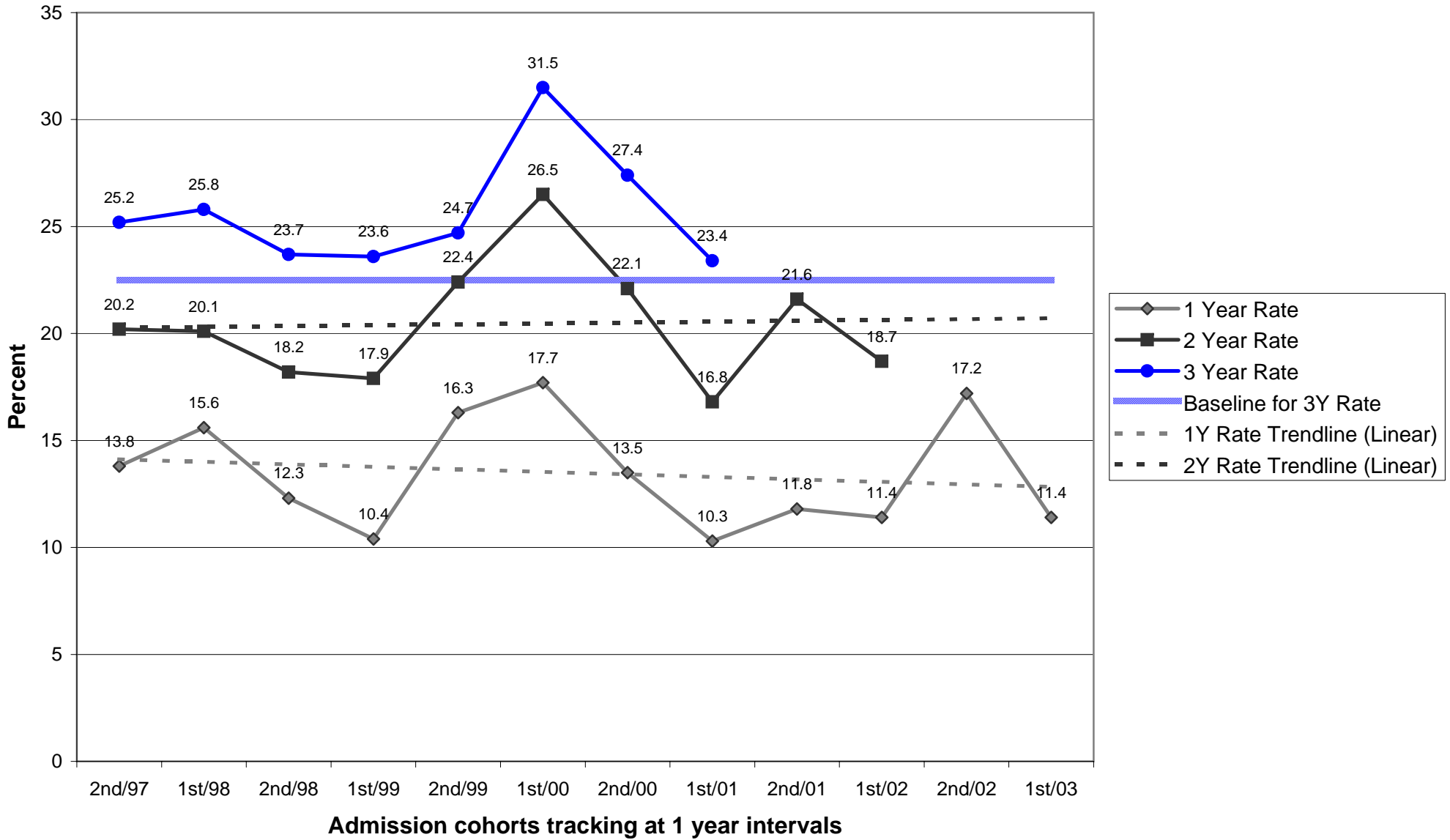
A county's admission cohorts are defined as offenders under the county's supervision at the end of the specified number of months following admission to probation, plus offenders who committed new felonies within that period.

Probation Recidivism Rates - 1st Half 2004

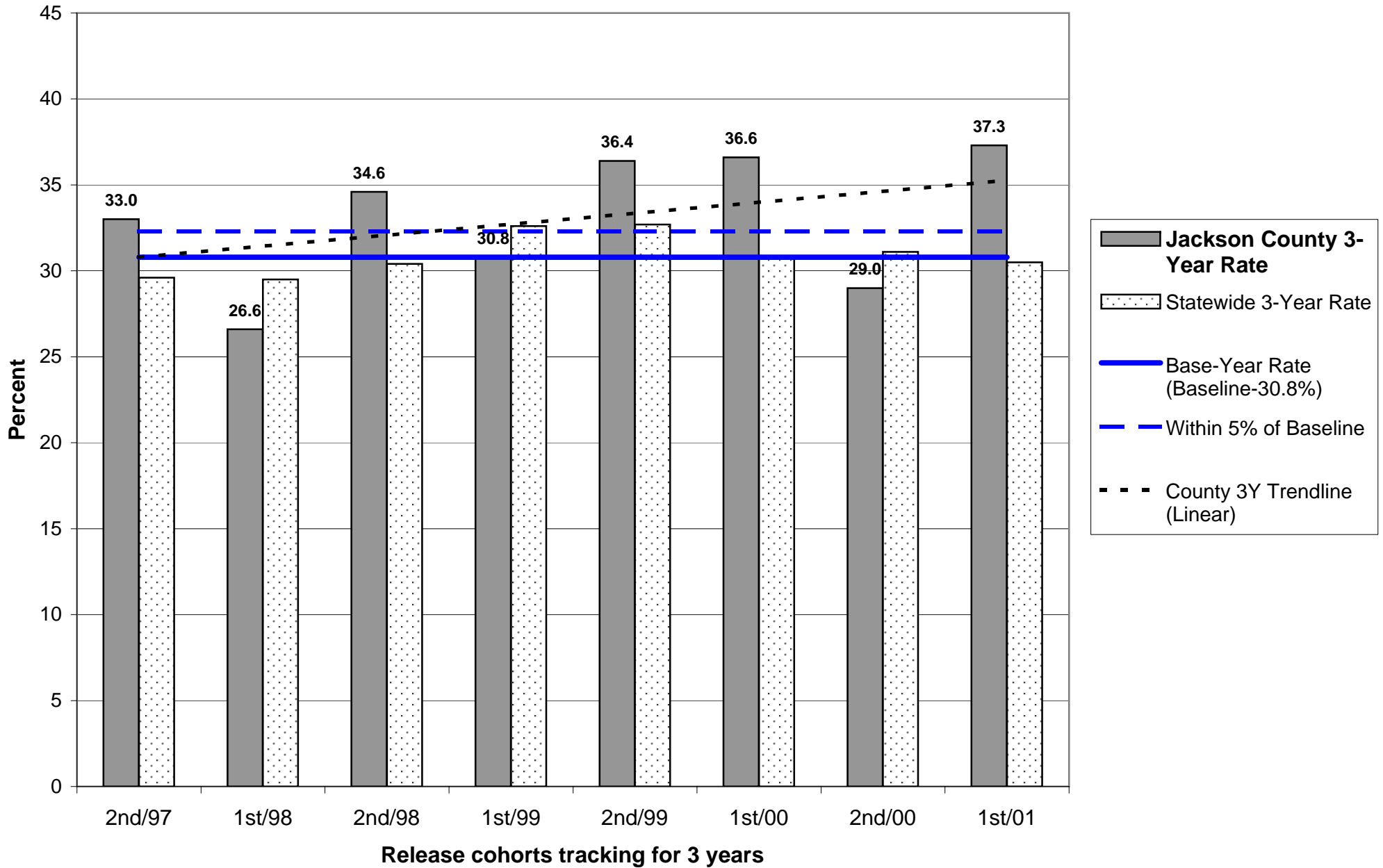


Probation Recidivism Rates - 1st Half 2004

Jackson County

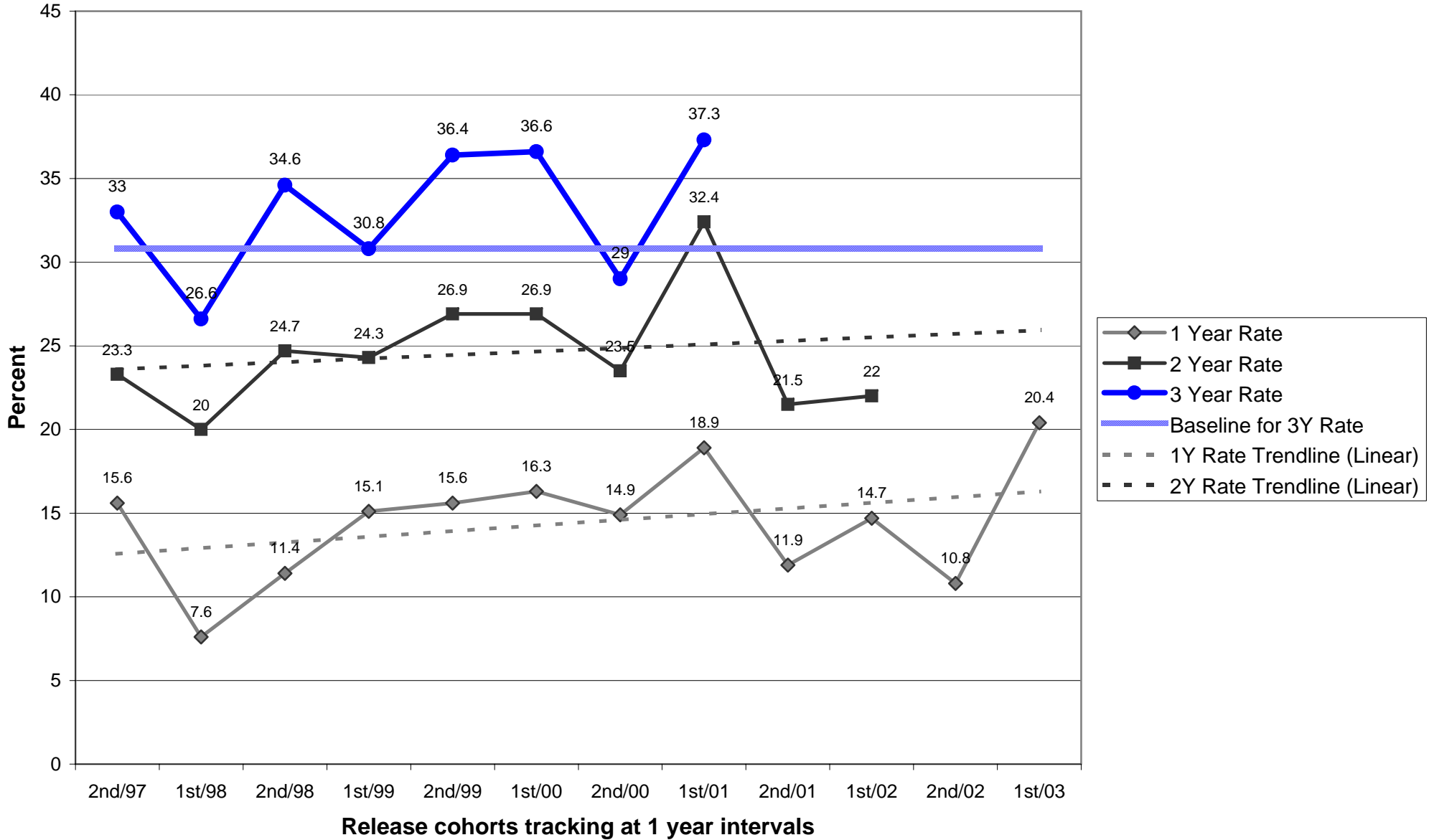


Parole/Post-Prison Supervision Recidivism Rates - 1st Half 2004



Parole/Post-Prison Supervision Recidivism Rates - 1st Half 2004

Jackson County



**OREGON DEPARTMENT OF CORRECTIONS
 RECIDIVISM OF NEW PAROLEES AND PROBATIONERS
 Jefferson - Updated: November 2, 2004**

	PAROLE-PPS			PROBATION		
	Cumulative Percent Convicted of Any Felony After First Release to Parole-PPS			Cumulative Percent Convicted of Any Felony After First Sentence to Felony Probation		
	Percent convicted in ...months			Percent convicted in ...months		
Cohort	12	24	36	12	24	36
2nd/94	0.0	22.2	22.2	9.7	14.3	21.2
1st/95	66.7	40.0	40.0	8.1	16.2	21.6
2nd/95	14.3	28.6	42.9	5.6	16.2	20.5
1st/96	7.7	30.8	30.8	9.5	31.7	36.6
2nd/96	50.0	60.0	60.0	16.2	26.3	26.3
1st/97	20.0	21.4	21.4	3.4	6.5	10.0
2nd/97	18.2	18.2	27.3	2.5	7.5	10.5
1st/98	19.0	20.0	21.1	14.3	17.9	20.7
2nd/98	13.3	21.4	26.7	12.9	16.1	22.6
1st/99	0.0	13.6	18.2	9.1	13.3	20.0
2nd/99	9.1	16.7	28.6	8.8	13.9	13.5
1st/00	0.0	4.5	4.5	8.8	16.2	15.8
2nd/00	18.2	26.1	26.1	21.1	27.8	31.6
1st/01	9.1	18.2	18.2	10.8	16.7	22.2
2nd/01	15.8	25.0		0.0	10.8	
1st/02	14.3	17.6		8.9	20.9	
2nd/02	7.1			10.8		
1st/03	15.0			11.1		

Note: Slight changes from previous reports may occur due to data updating

Parole: Recidivism is defined as the total percentage of a release cohort that was convicted of any felony at any time within the specified number of months following release from prison.

A release cohort is defined as comprising all individuals who were released to parole or PPS during a six month period. It excludes those released from prison following a revocation from parole/PPS. Inmates initially released on temporary or transitional leave are also included as of their parole or PPS date

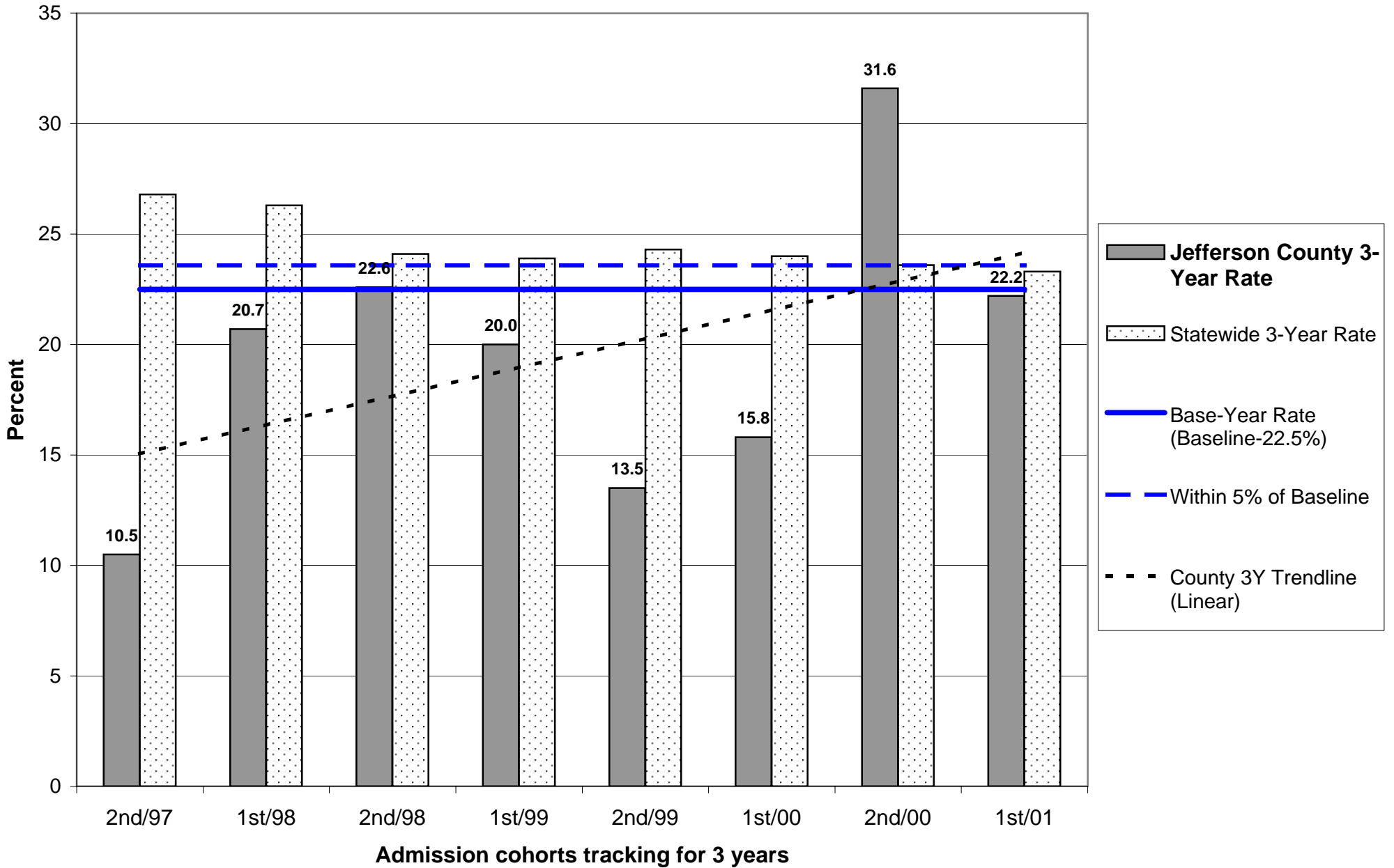
A county's release cohorts are defined as offenders under the county's supervision at the end of the specified number of months following release from incarceration, plus offenders who committed new felonies within that period.

Probation: Recidivism is defined as the total percentage of an admission cohort that was convicted of any felony at any time within the specified number of months after beginning probation

An admission cohort is defined as comprising all individuals who were sentenced for the first time to felony probation during the same six month period. Some offenders have been sentenced to probation more than once. Each new probation admission is considered a separate case

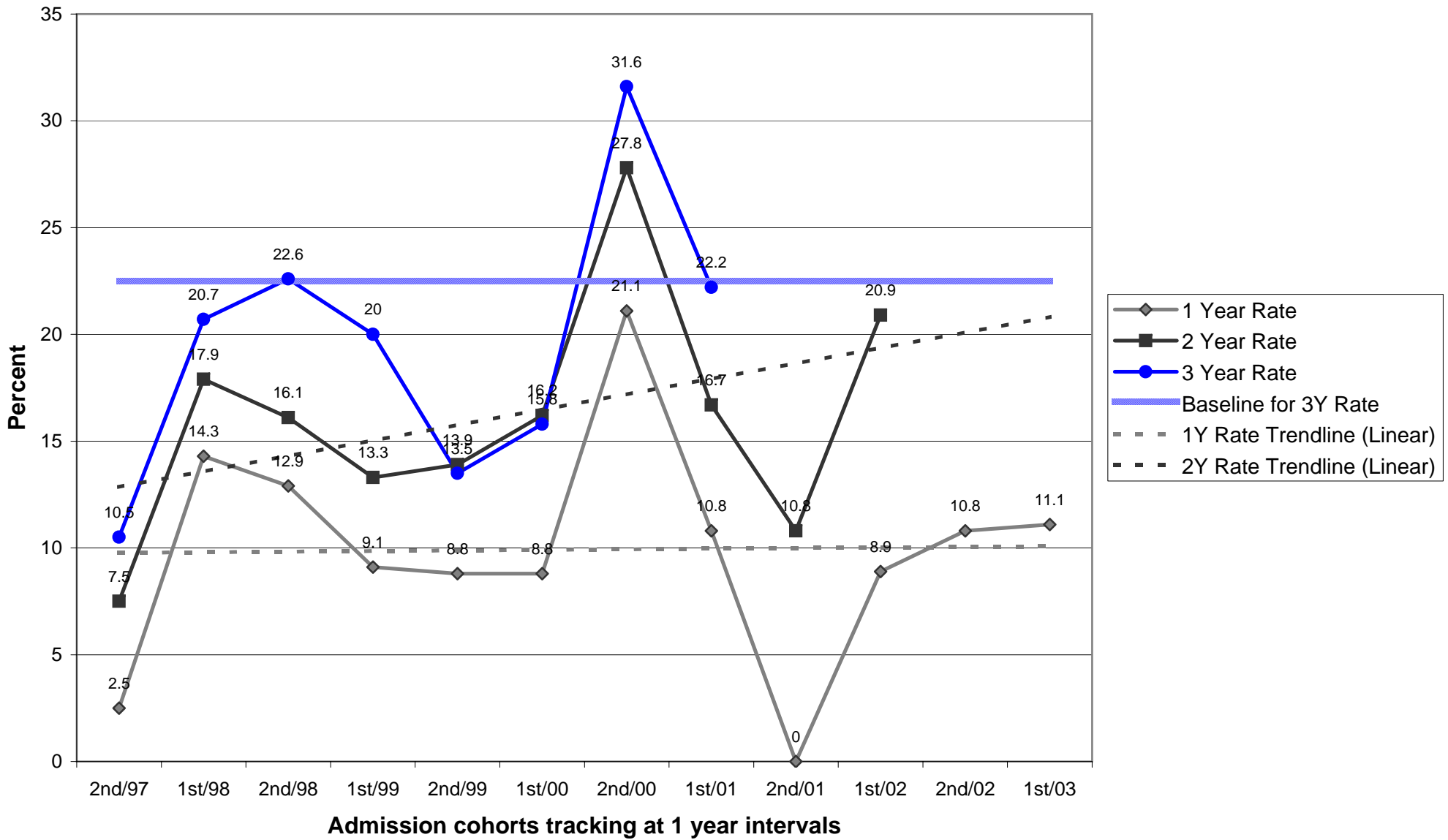
A county's admission cohorts are defined as offenders under the county's supervision at the end of the specified number of months following admission to probation, plus offenders who committed new felonies within that period.

Probation Recidivism Rates - 1st Half 2004



Probation Recidivism Rates - 1st Half 2004

Jefferson County



**OREGON DEPARTMENT OF CORRECTIONS
 RECIDIVISM OF NEW PAROLEES AND PROBATIONERS
 Josephine - Updated: November 2, 2004**

	PAROLE-PPS			PROBATION		
	Cumulative Percent Convicted of Any Felony After First Release to Parole-PPS			Cumulative Percent Convicted of Any Felony After First Sentence to Felony Probation		
	Percent convicted in ...months			Percent convicted in ...months		
Cohort	12	24	36	12	24	36
2nd/94	14.3	33.3	31.0	20.5	28.2	34.9
1st/95	24.1	22.6	26.7	15.4	22.3	27.4
2nd/95	30.2	32.6	39.5	15.7	24.3	28.3
1st/96	17.1	25.0	24.3	11.3	23.3	27.0
2nd/96	12.2	22.9	24.5	12.2	19.8	26.1
1st/97	11.6	21.4	30.8	10.9	25.8	29.3
2nd/97	13.0	17.8	24.4	14.8	27.3	34.1
1st/98	17.4	22.2	22.2	9.8	15.8	19.6
2nd/98	7.0	27.3	31.0	11.5	18.8	24.6
1st/99	13.0	20.4	29.1	12.6	19.7	20.3
2nd/99	7.7	13.8	21.2	18.9	23.9	33.3
1st/00	18.0	24.5	30.0	7.9	19.0	24.2
2nd/00	8.1	19.0	23.4	12.8	23.7	27.1
1st/01	16.1	19.6	23.6	20.2	26.7	29.7
2nd/01	18.1	26.0		13.0	21.2	
1st/02	8.2	22.4		14.1	23.5	
2nd/02	12.5			9.5		
1st/03	10.3			14.0		

Note: Slight changes from previous reports may occur due to data updating

Parole: Recidivism is defined as the total percentage of a release cohort that was convicted of any felony at any time within the specified number of months following release from prison.

A release cohort is defined as comprising all individuals who were released to parole or PPS during a six month period. It excludes those released from prison following a revocation from parole/PPS. Inmates initially released on temporary or transitional leave are also included as of their parole or PPS date

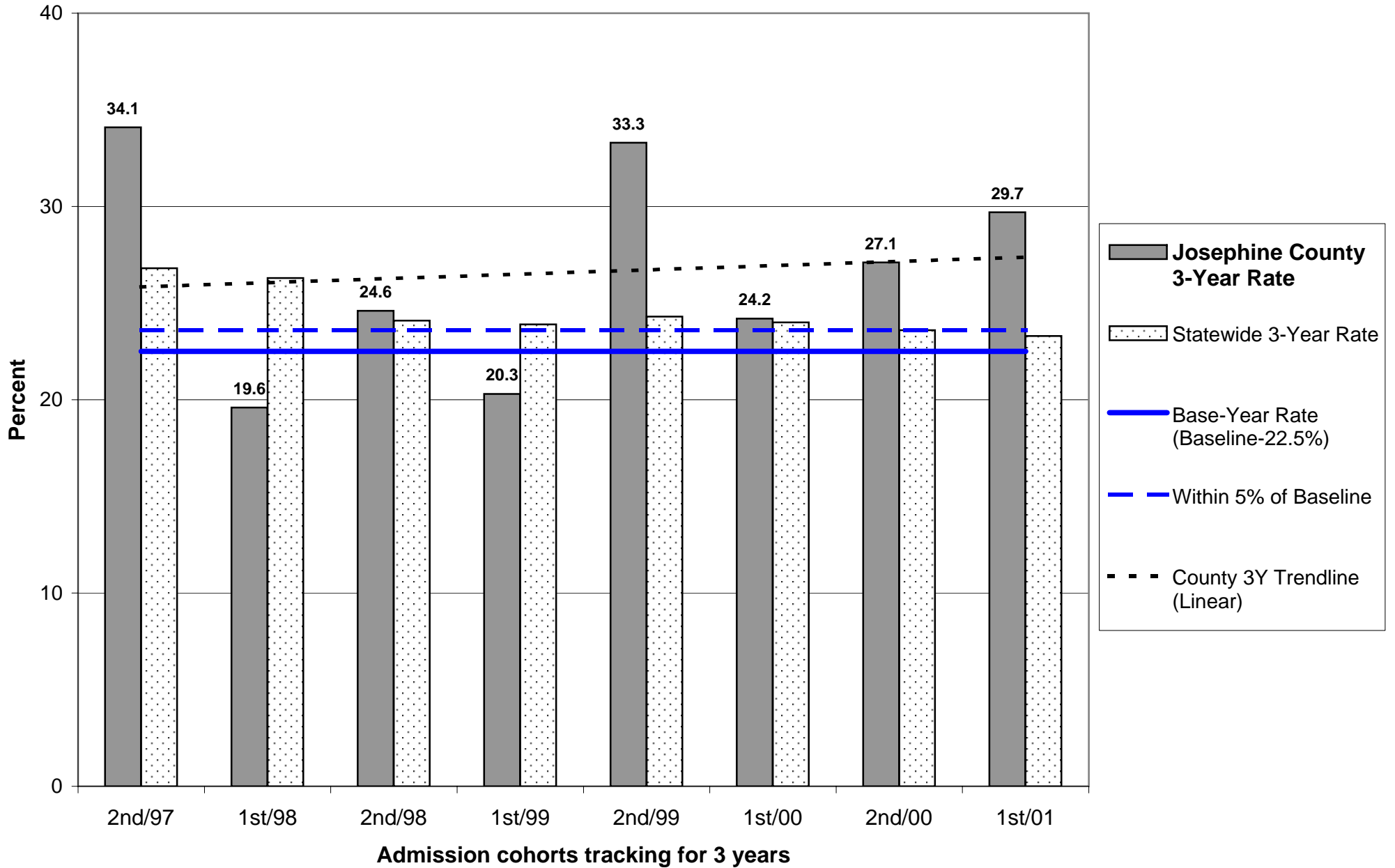
A county's release cohorts are defined as offenders under the county's supervision at the end of the specified number of months following release from incarceration, plus offenders who committed new felonies within that period.

Probation: Recidivism is defined as the total percentage of an admission cohort that was convicted of any felony at any time within the specified number of months after beginning probation

An admission cohort is defined as comprising all individuals who were sentenced for the first time to felony probation during the same six month period. Some offenders have been sentenced to probation more than once. Each new probation admission is considered a separate case

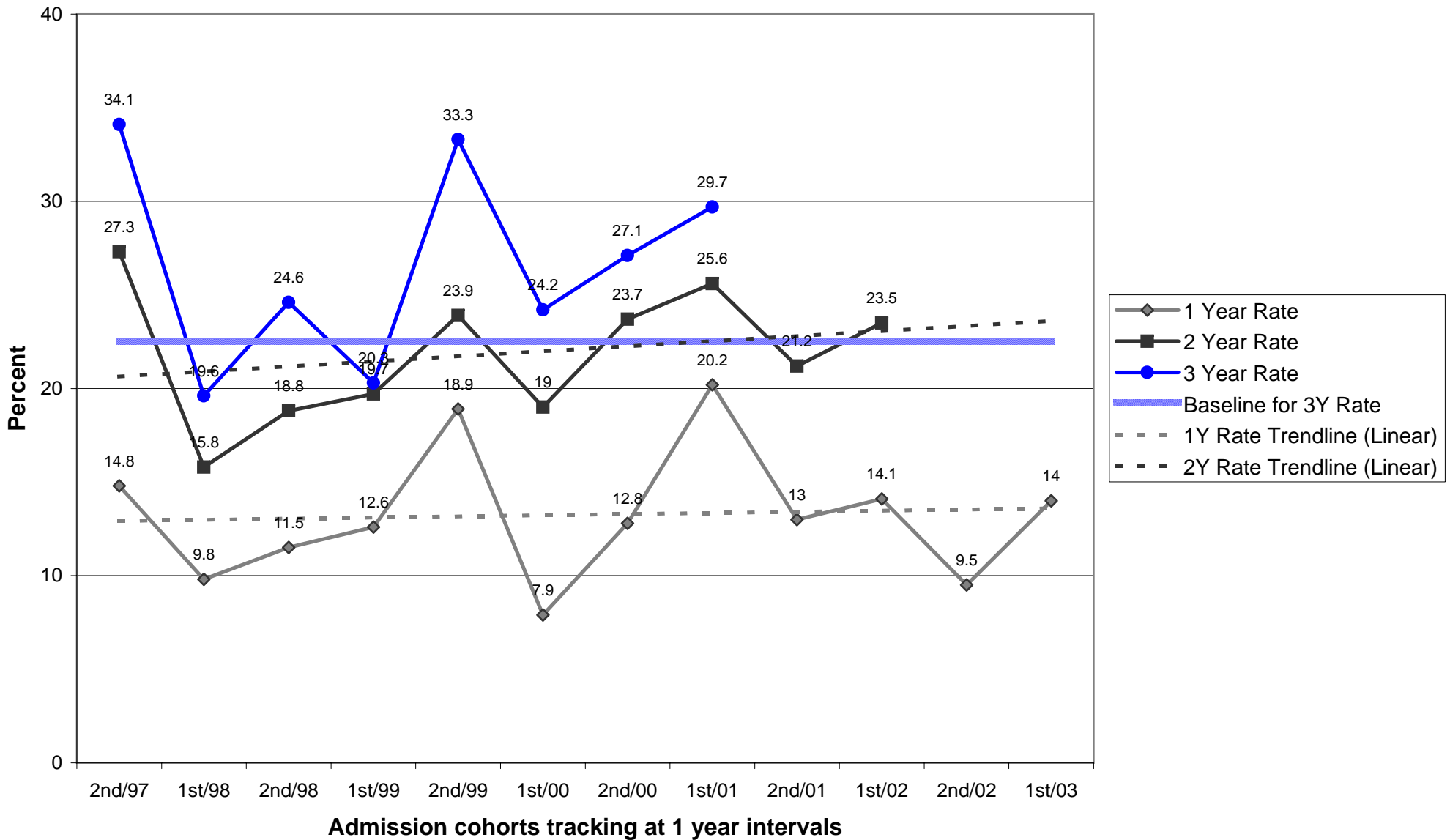
A county's admission cohorts are defined as offenders under the county's supervision at the end of the specified number of months following admission to probation, plus offenders who committed new felonies within that period.

Probation Recidivism Rates - 1st Half 2004

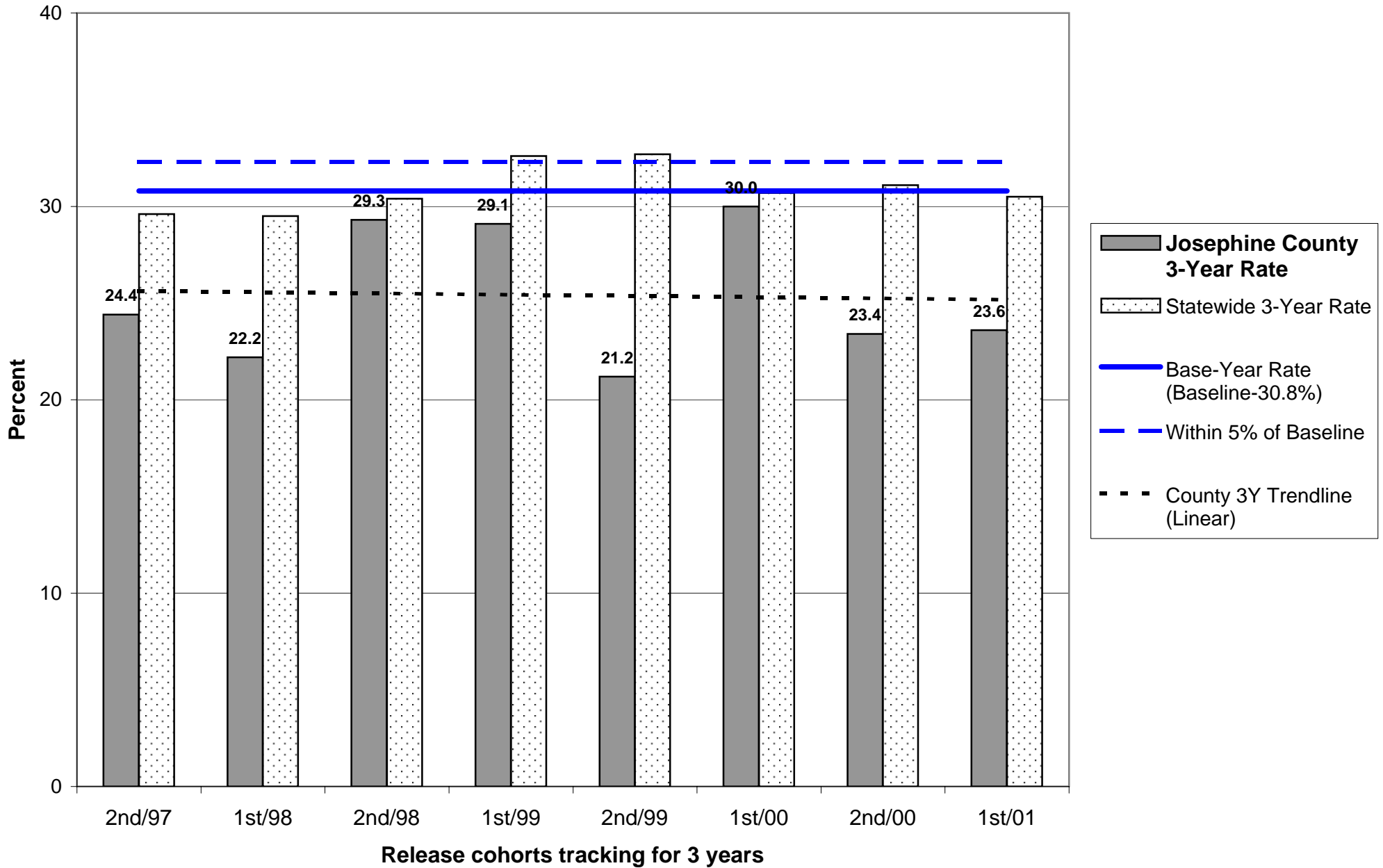


Probation Recidivism Rates - 1st Half 2004

Josephine County

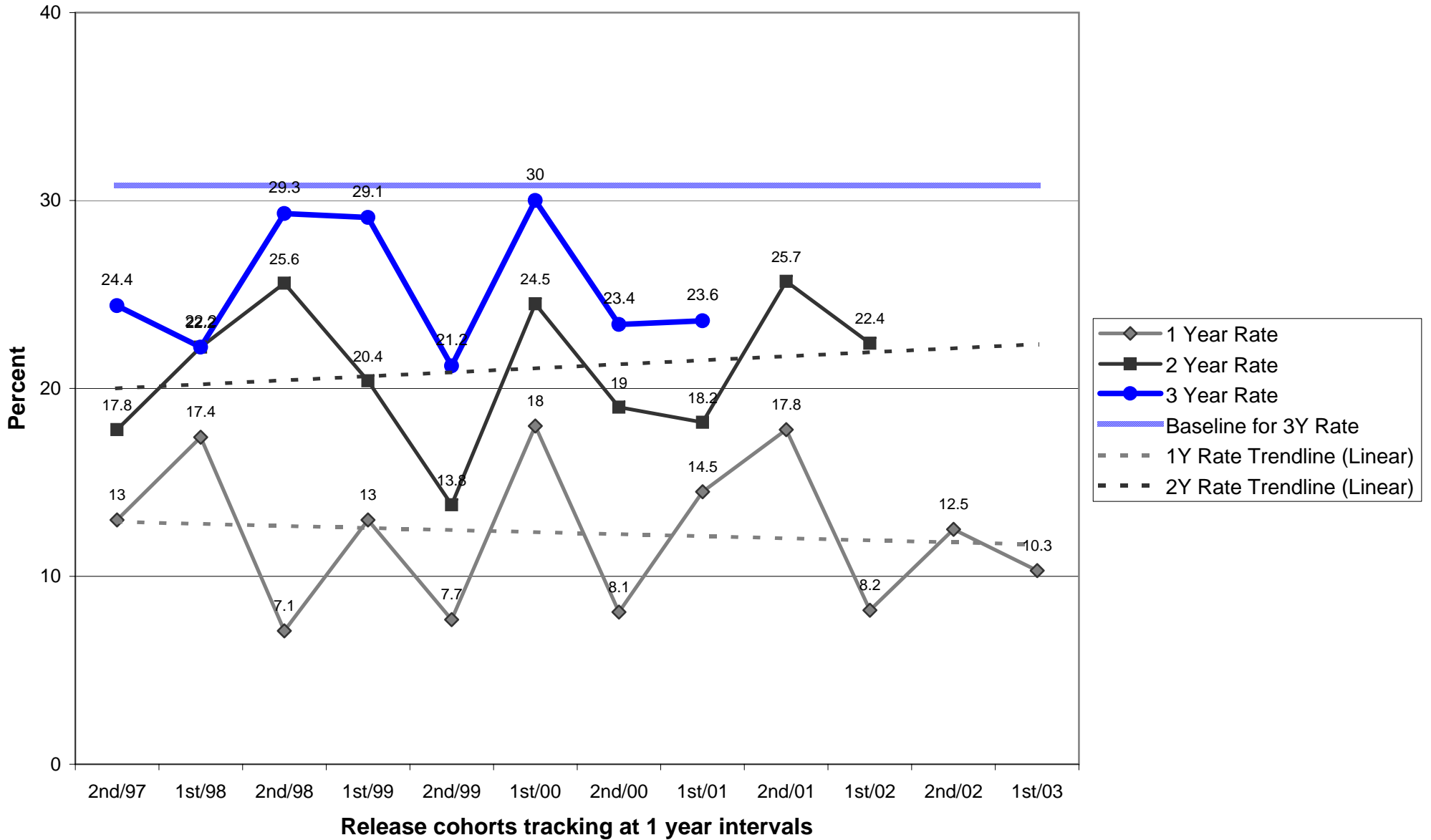


Parole/Post-Prison Supervision Recidivism Rates - 1st Half 2004



Parole/Post-Prison Supervision Recidivism Rates - 1st Half 2004

Josephine County



**OREGON DEPARTMENT OF CORRECTIONS
 RECIDIVISM OF NEW PAROLEES AND PROBATIONERS
 Klamath - Updated: November 2, 2004**

	PAROLE-PPS			PROBATION		
	Cumulative Percent Convicted of Any Felony After First Release to Parole-PPS			Cumulative Percent Convicted of Any Felony After First Sentence to Felony Probation		
	Percent convicted in ...months			Percent convicted in ...months		
Cohort	12	24	36	12	24	36
2nd/94	13.3	35.7	42.9	15.4	24.7	27.5
1st/95	0.0	0.0	0.0	10.1	24.1	31.8
2nd/95	17.1	28.6	52.8	16.8	27.5	34.1
1st/96	17.4	30.4	34.8	10.7	20.3	28.4
2nd/96	23.5	29.4	37.1	12.2	19.2	25.0
1st/97	0.0	22.2	22.2	11.1	19.4	21.5
2nd/97	11.1	22.2	27.8	14.6	22.5	26.1
1st/98	14.3	27.6	42.9	12.3	20.9	26.1
2nd/98	13.3	15.6	20.0	7.6	13.2	16.9
1st/99	18.2	20.0	27.8	13.5	17.1	20.2
2nd/99	26.8	34.1	47.5	8.3	17.4	24.4
1st/00	7.3	27.5	40.0	10.4	18.1	19.4
2nd/00	13.6	25.0	36.4	11.1	22.7	26.4
1st/01	15.2	33.3	36.4	10.0	21.0	27.5
2nd/01	22.5	26.8		9.1	21.4	
1st/02	10.8	16.2		6.2	12.2	
2nd/02	10.4			9.3		
1st/03	15.2			11.2		

Note: Slight changes from previous reports may occur due to data updating

Parole: Recidivism is defined as the total percentage of a release cohort that was convicted of any felony at any time within the specified number of months following release from prison.

A release cohort is defined as comprising all individuals who were released to parole or PPS during a six month period. It excludes those released from prison following a revocation from parole/PPS. Inmates initially released on temporary or transitional leave are also included as of their parole or PPS date

A county's release cohorts are defined as offenders under the county's supervision at the end of the specified number of months following release from incarceration, plus offenders who committed new felonies within that period.

Probation: Recidivism is defined as the total percentage of an admission cohort that was convicted of any felony at any time within the specified number of months after beginning probation

An admission cohort is defined as comprising all individuals who were sentenced for the first time to felony probation during the same six month period. Some offenders have been sentenced to probation more than once. Each new probation admission is considered a separate case

A county's admission cohorts are defined as offenders under the county's supervision at the end of the specified number of months following admission to probation, plus offenders who committed new felonies within that period.

**OREGON DEPARTMENT OF CORRECTIONS
 RECIDIVISM OF NEW PAROLEES AND PROBATIONERS
 Lake - Updated: November 2, 2004**

	PAROLE-PPS			PROBATION		
	Cumulative Percent Convicted of Any Felony After First Release to Parole-PPS			Cumulative Percent Convicted of Any Felony After First Sentence to Felony Probation		
	Percent convicted in ...months			Percent convicted in ...months		
Cohort	12	24	36	12	24	36
2nd/94	50.0	50.0	100.0	22.2	31.3	35.3
1st/95	100.0	100.0	100.0	16.7	16.7	27.3
2nd/95	50.0	50.0	50.0	23.1	21.4	23.1
1st/96	50.0	60.0	60.0	20.0	20.0	22.2
2nd/96	0.0	33.3	33.3	0.0	11.1	20.0
1st/97	0.0	0.0	0.0	25.0	37.5	50.0
2nd/97	0.0	0.0	0.0	20.0	20.0	40.0
1st/98	0.0	0.0	20.0	10.0	25.0	37.5
2nd/98	0.0	20.0	20.0	25.0	25.0	25.0
1st/99	0.0	0.0	0.0	6.3	26.7	33.3
2nd/99	0.0	33.3	33.3	16.7	16.7	20.0
1st/00	0.0	25.0	25.0	20.0	12.5	33.3
2nd/00	0.0	0.0	0.0	0.0	0.0	0.0
1st/01	0.0	0.0	16.7	12.5	26.7	26.7
2nd/01	0.0	0.0		16.7	26.7	
1st/02	0.0	25.0		28.6	41.7	
2nd/02	0.0			5.3		
1st/03	0.0			0.0		

Note: Slight changes from previous reports may occur due to data updating

Parole: Recidivism is defined as the total percentage of a release cohort that was convicted of any felony at any time within the specified number of months following release from prison.

A release cohort is defined as comprising all individuals who were released to parole or PPS during a six month period. It excludes those released from prison following a revocation from parole/PPS. Inmates initially released on temporary or transitional leave are also included as of their parole or PPS date

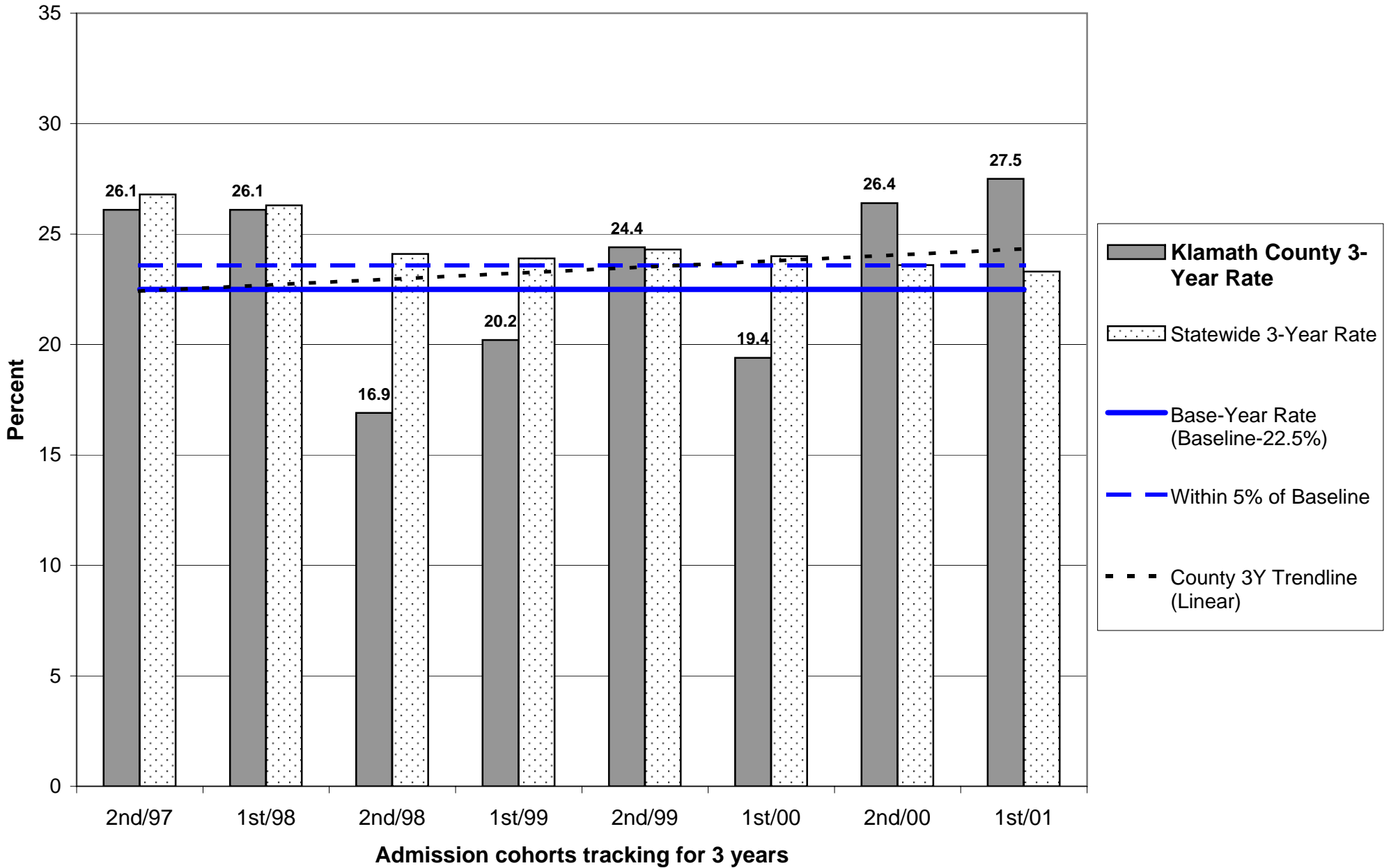
A county's release cohorts are defined as offenders under the county's supervision at the end of the specified number of months following release from incarceration, plus offenders who committed new felonies within that period.

Probation: Recidivism is defined as the total percentage of an admission cohort that was convicted of any felony at any time within the specified number of months after beginning probation

An admission cohort is defined as comprising all individuals who were sentenced for the first time to felony probation during the same six month period. Some offenders have been sentenced to probation more than once. Each new probation admission is considered a separate case

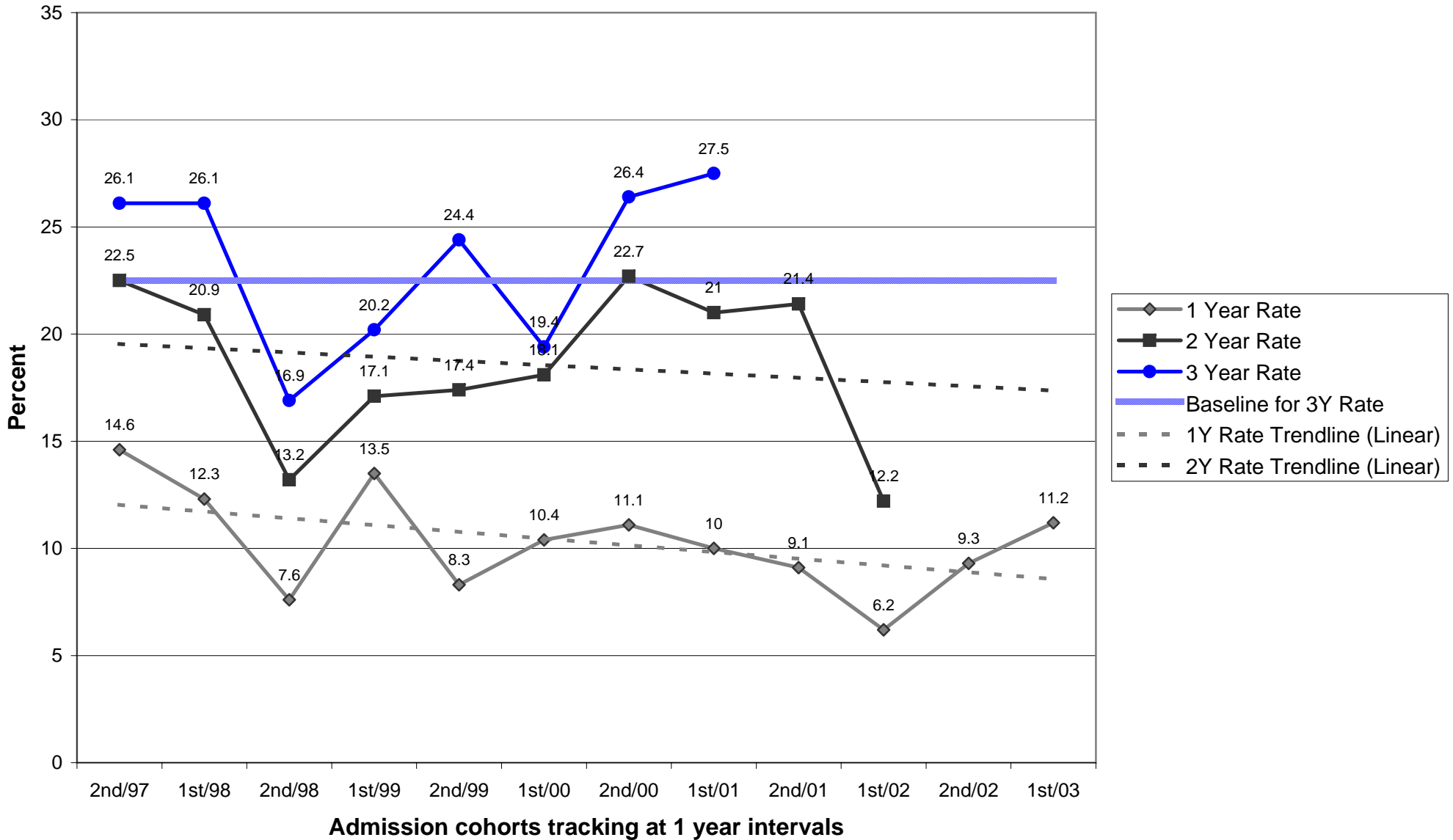
A county's admission cohorts are defined as offenders under the county's supervision at the end of the specified number of months following admission to probation, plus offenders who committed new felonies within that period.

Probation Recidivism Rates - 1st Half 2004

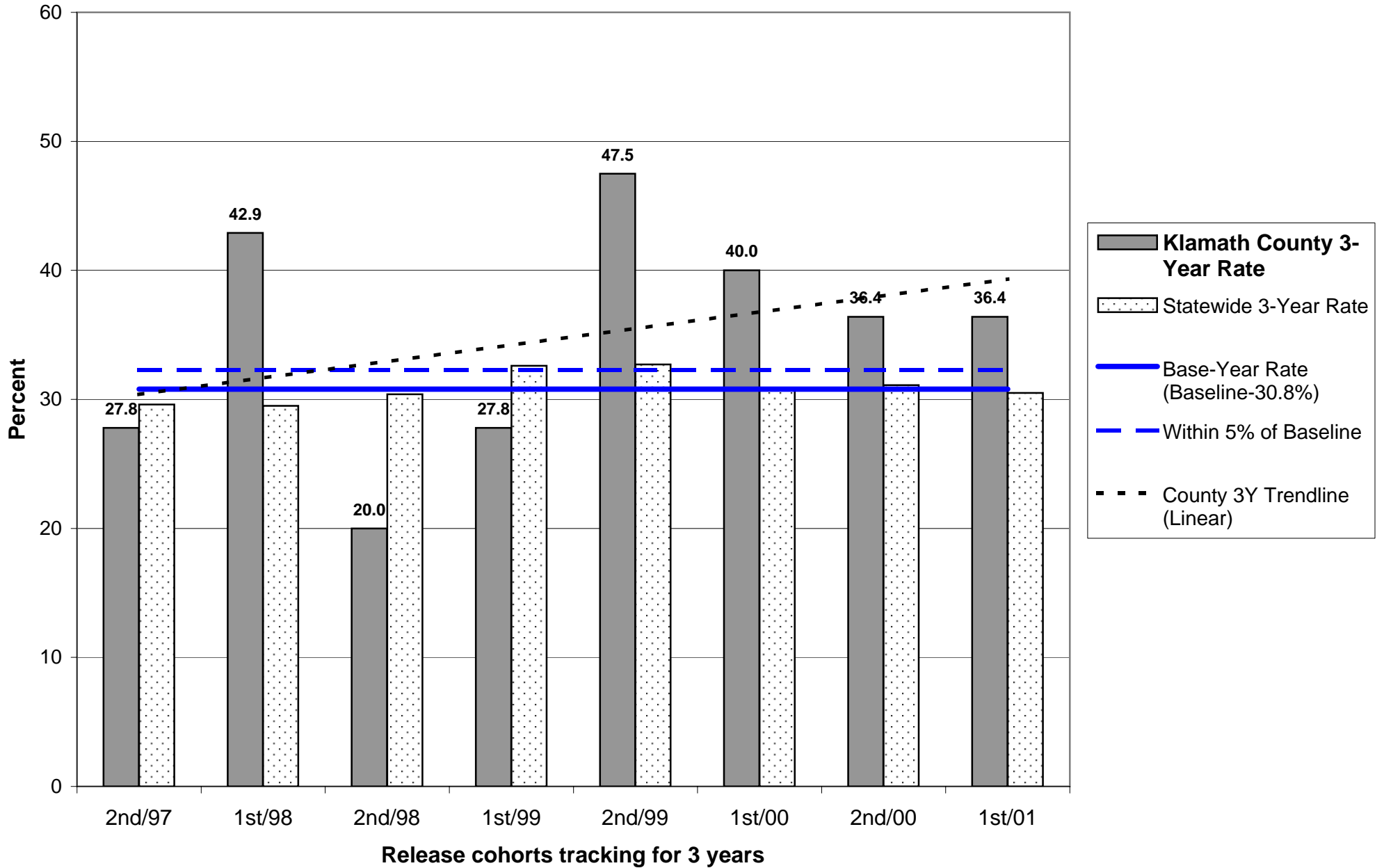


Probation Recidivism Rates - 1st Half 2004

Klamath County

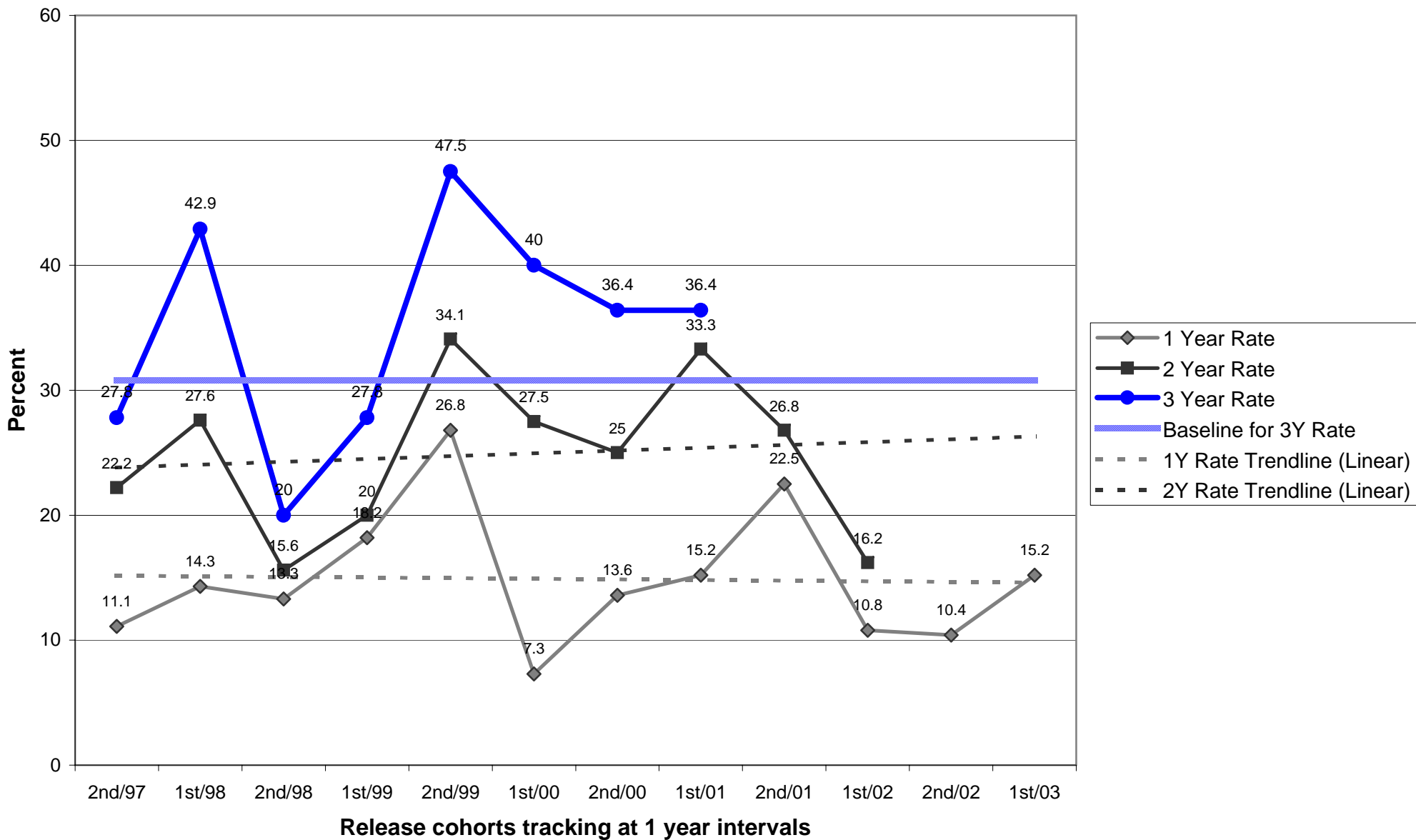


Parole/Post-Prison Supervision Recidivism Rates - 1st Half 2004



Parole/Post-Prison Supervision Recidivism Rates - 1st Half 2004

Klamath County



**OREGON DEPARTMENT OF CORRECTIONS
 RECIDIVISM OF NEW PAROLEES AND PROBATIONERS
 Lane - Updated: November 2, 2004**

	PAROLE-PPS			PROBATION		
	Cumulative Percent Convicted of Any Felony After First Release to Parole-PPS			Cumulative Percent Convicted of Any Felony After First Sentence to Felony Probation		
	Percent convicted in ...months			Percent convicted in ...months		
Cohort	12	24	36	12	24	36
2nd/94	12.1	23.7	27.9	10.7	19.9	24.5
1st/95	17.9	29.6	34.5	13.7	22.3	26.2
2nd/95	14.1	24.2	30.0	14.7	21.0	26.0
1st/96	8.8	25.5	30.7	10.4	17.9	23.2
2nd/96	12.4	23.0	35.8	10.6	19.0	23.8
1st/97	9.2	20.8	29.8	6.8	15.9	23.5
2nd/97	8.0	18.8	29.0	7.7	14.6	22.1
1st/98	9.9	22.1	28.2	9.7	19.4	25.8
2nd/98	9.5	22.8	34.3	10.3	18.6	25.0
1st/99	15.6	26.8	37.0	13.0	22.8	27.8
2nd/99	12.9	25.9	36.3	15.3	25.4	30.6
1st/00	13.9	23.8	30.3	12.2	21.6	25.2
2nd/00	14.8	30.8	40.7	14.5	22.8	28.9
1st/01	15.7	28.4	33.6	13.0	24.2	27.3
2nd/01	16.4	24.9		12.6	21.3	
1st/02	9.4	20.5		13.7	22.2	
2nd/02	10.2			11.0		
1st/03	13.1			12.6		

Note: Slight changes from previous reports may occur due to data updating

Parole: Recidivism is defined as the total percentage of a release cohort that was convicted of any felony at any time within the specified number of months following release from prison.

A release cohort is defined as comprising all individuals who were released to parole or PPS during a six month period. It excludes those released from prison following a revocation from parole/PPS. Inmates initially released on temporary or transitional leave are also included as of their parole or PPS date

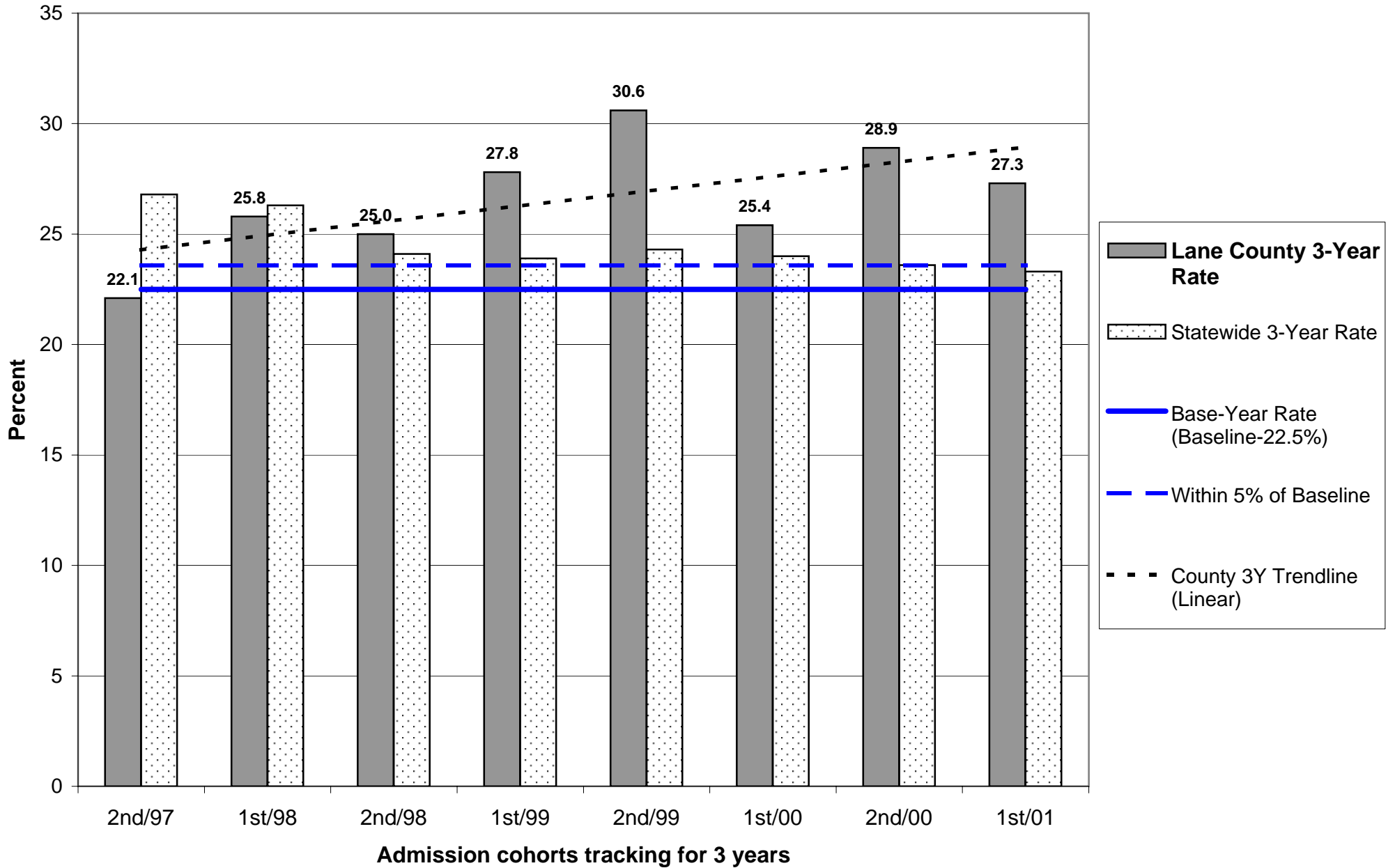
A county's release cohorts are defined as offenders under the county's supervision at the end of the specified number of months following release from incarceration, plus offenders who committed new felonies within that period.

Probation: Recidivism is defined as the total percentage of an admission cohort that was convicted of any felony at any time within the specified number of months after beginning probation

An admission cohort is defined as comprising all individuals who were sentenced for the first time to felony probation during the same six month period. Some offenders have been sentenced to probation more than once. Each new probation admission is considered a separate case

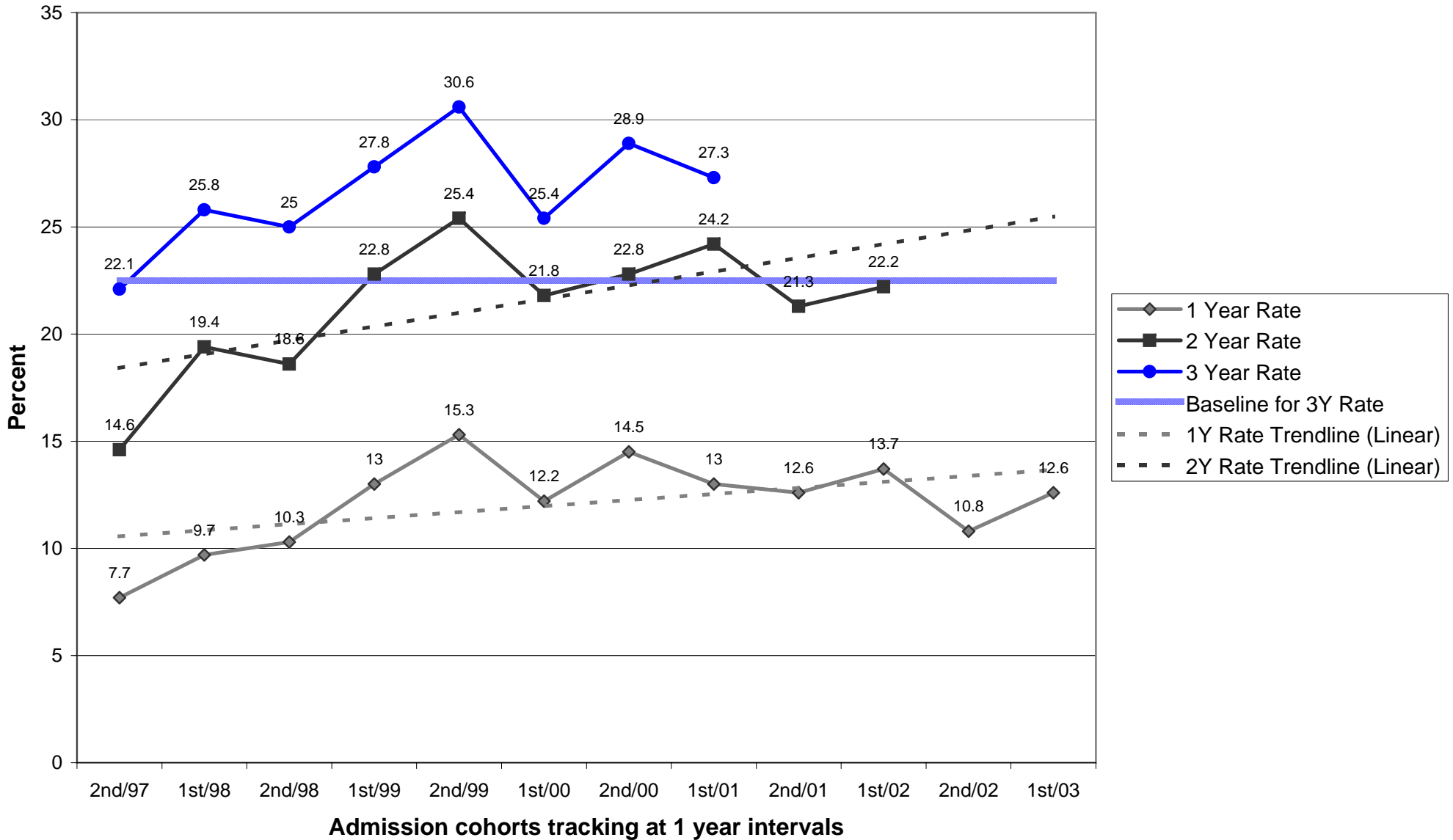
A county's admission cohorts are defined as offenders under the county's supervision at the end of the specified number of months following admission to probation, plus offenders who committed new felonies within that period.

Probation Recidivism Rates - 1st Half 2004

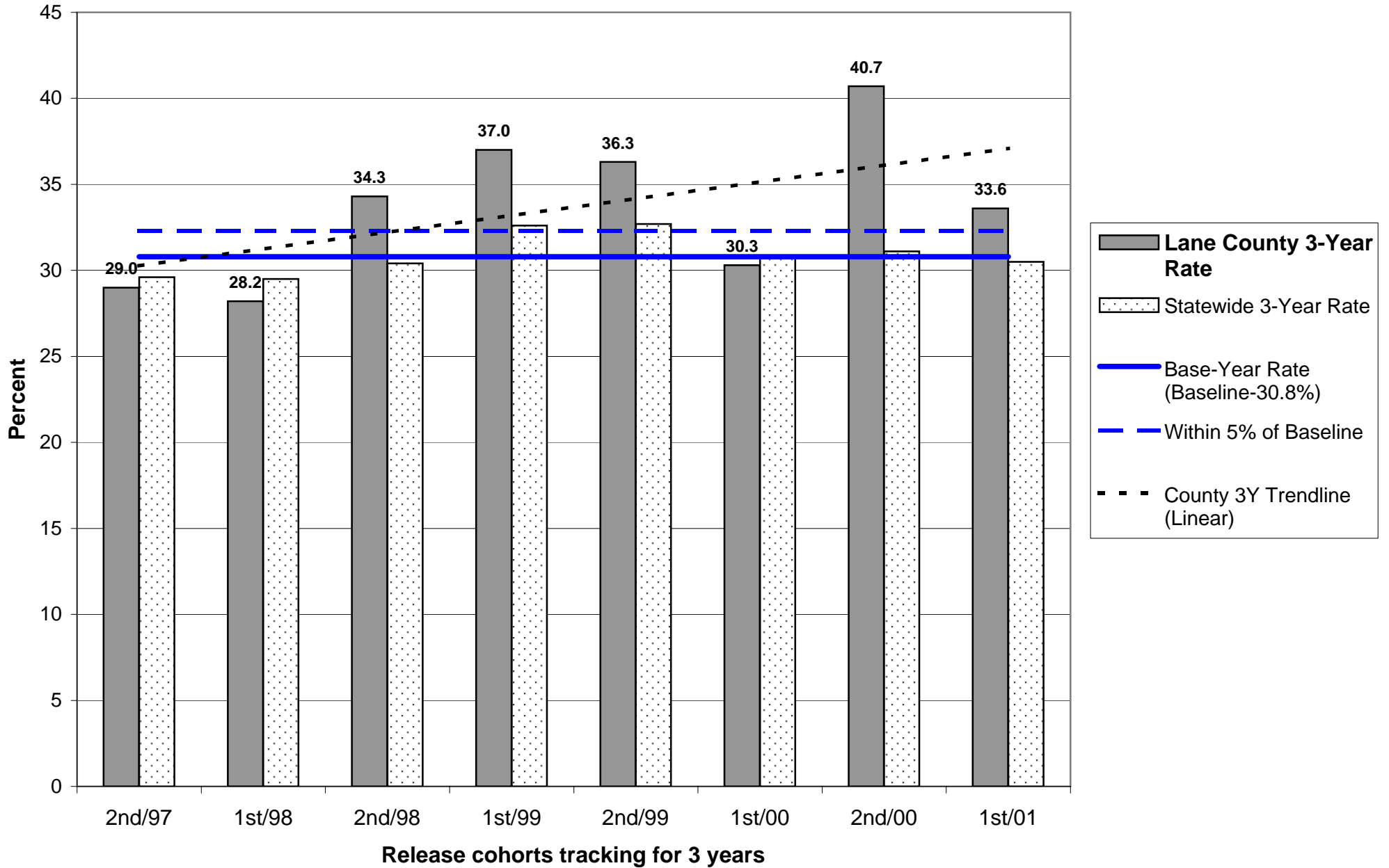


Probation Recidivism Rates - 1st Half 2004

Lane County

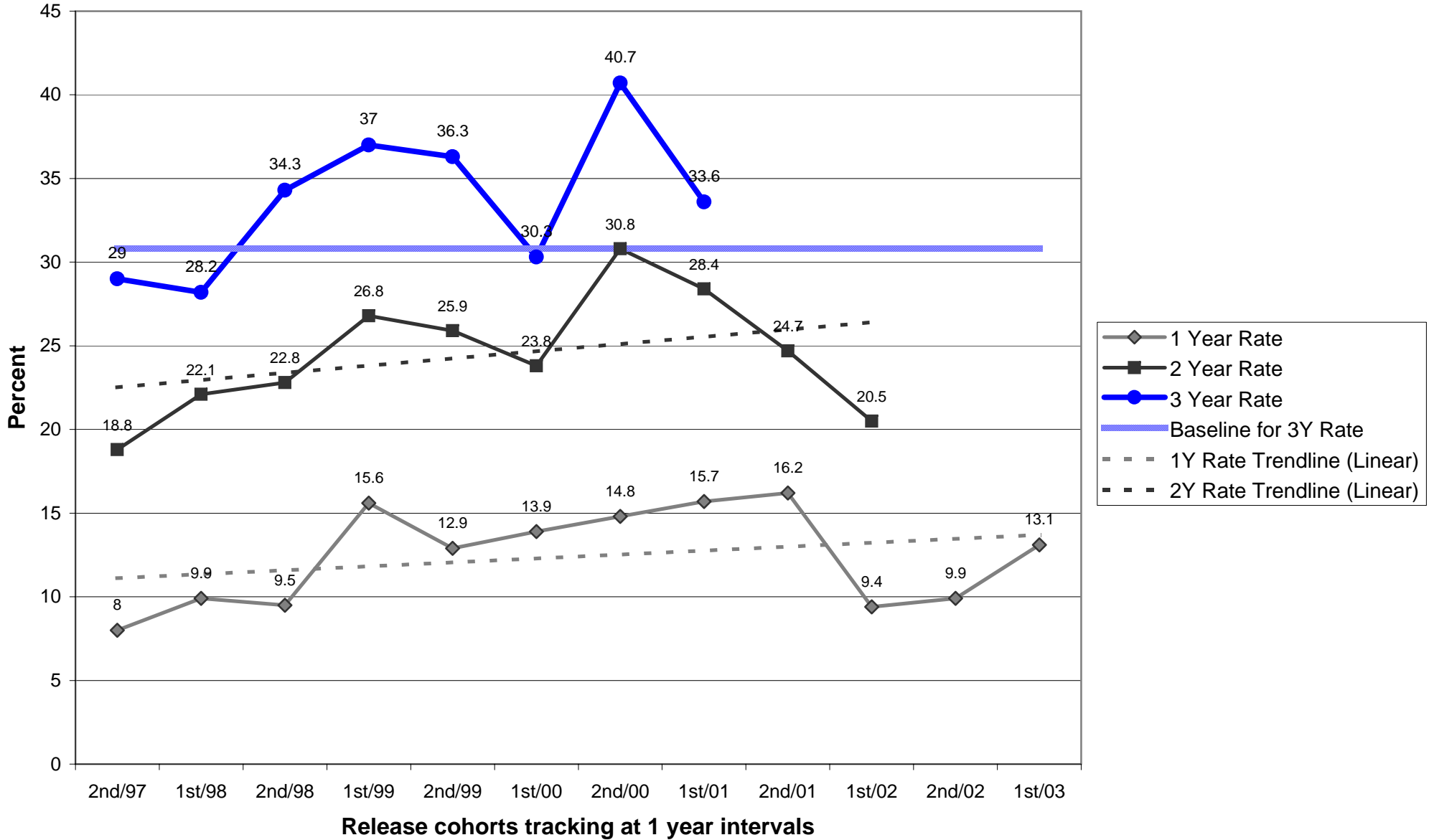


Parole/Post-Prison Supervision Recidivism Rates - 1st Half 2004



Parole/Post-Prison Supervision Recidivism Rates - 1st Half 2004

Lane County



**OREGON DEPARTMENT OF CORRECTIONS
 RECIDIVISM OF NEW PAROLEES AND PROBATIONERS
 Lincoln - Updated: November 2, 2004**

	PAROLE-PPS			PROBATION		
	Cumulative Percent Convicted of Any Felony After First Release to Parole-PPS			Cumulative Percent Convicted of Any Felony After First Sentence to Felony Probation		
	Percent convicted in ...months			Percent convicted in ...months		
Cohort	12	24	36	12	24	36
2nd/94	13.8	16.7	37.0	14.8	25.0	29.5
1st/95	5.7	8.1	8.1	13.6	18.2	25.8
2nd/95	7.7	20.8	28.0	11.3	13.7	22.9
1st/96	9.5	20.8	32.0	12.7	15.3	20.0
2nd/96	13.3	18.8	21.4	16.4	26.6	31.1
1st/97	11.5	20.8	22.7	11.0	19.2	22.5
2nd/97	21.7	28.6	36.8	14.8	31.9	30.6
1st/98	13.8	16.1	22.2	9.5	16.9	23.0
2nd/98	5.3	5.9	29.4	11.5	13.8	20.7
1st/99	13.3	13.3	18.2	9.0	12.3	17.2
2nd/99	5.3	10.0	20.0	7.1	16.4	20.8
1st/00	5.9	20.0	34.5	10.6	15.4	15.9
2nd/00	4.2	13.6	22.7	5.3	12.5	15.5
1st/01	6.5	13.8	25.0	9.3	12.3	17.1
2nd/01	9.1	17.6		14.3	18.6	
1st/02	15.9	22.7		11.1	15.7	
2nd/02	2.3			11.5		
1st/03	10.4			8.0		

Note: Slight changes from previous reports may occur due to data updating

Parole: Recidivism is defined as the total percentage of a release cohort that was convicted of any felony at any time within the specified number of months following release from prison.

A release cohort is defined as comprising all individuals who were released to parole or PPS during a six month period. It excludes those released from prison following a revocation from parole/PPS. Inmates initially released on temporary or transitional leave are also included as of their parole or PPS date

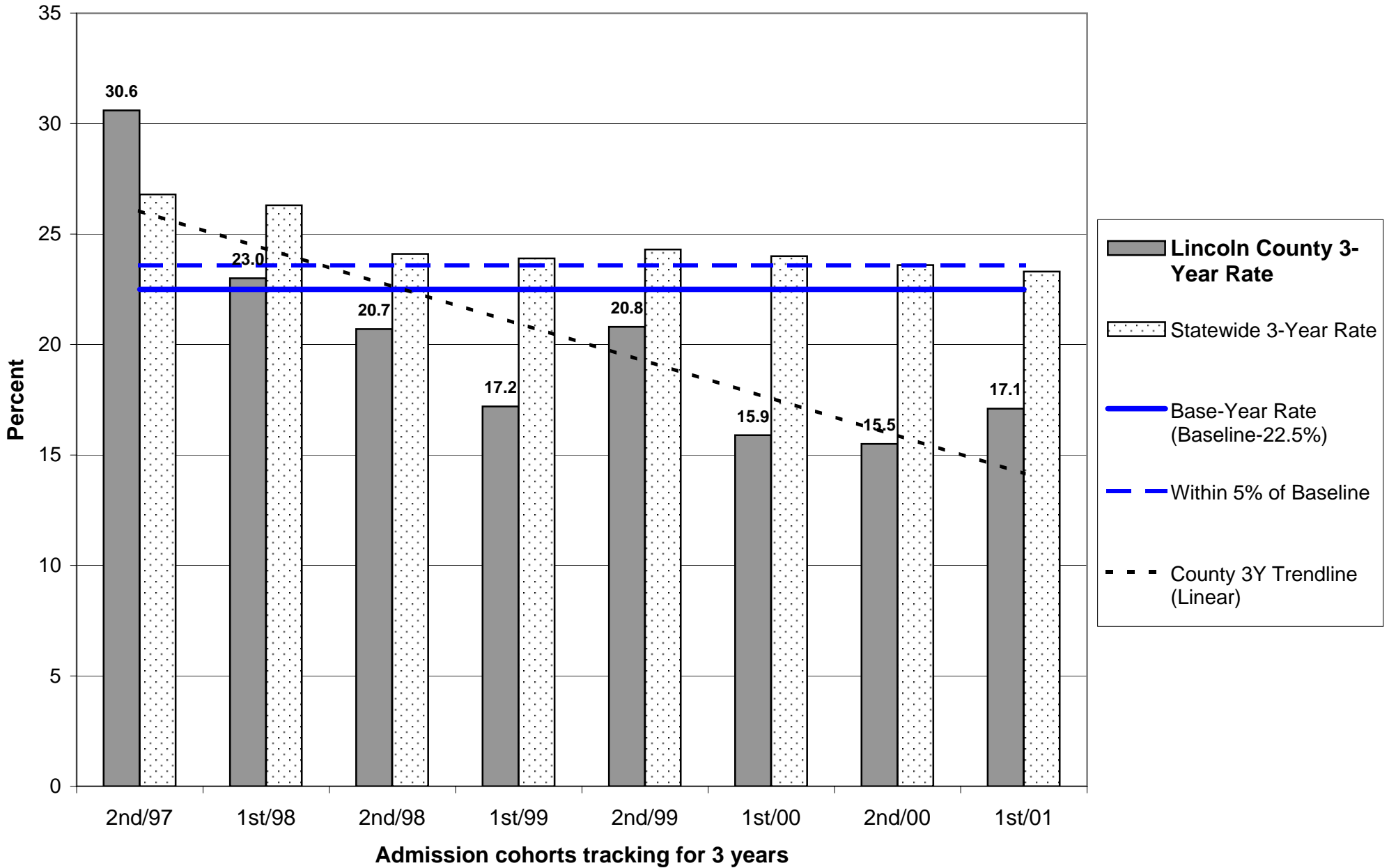
A county's release cohorts are defined as offenders under the county's supervision at the end of the specified number of months following release from incarceration, plus offenders who committed new felonies within that period.

Probation: Recidivism is defined as the total percentage of an admission cohort that was convicted of any felony at any time within the specified number of months after beginning probation

An admission cohort is defined as comprising all individuals who were sentenced for the first time to felony probation during the same six month period. Some offenders have been sentenced to probation more than once. Each new probation admission is considered a separate case

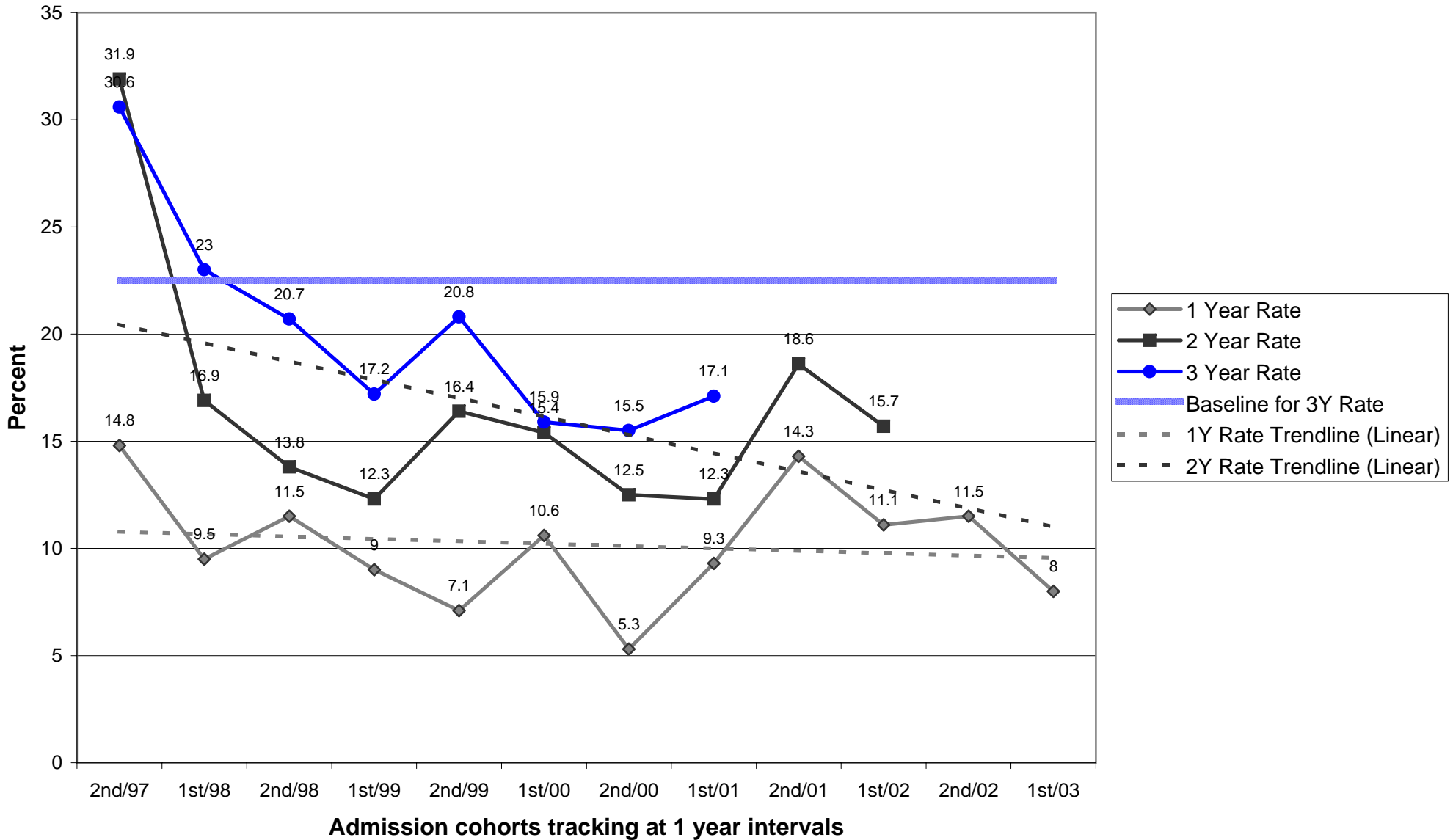
A county's admission cohorts are defined as offenders under the county's supervision at the end of the specified number of months following admission to probation, plus offenders who committed new felonies within that period.

Probation Recidivism Rates - 1st Half 2004



Probation Recidivism Rates - 1st Half 2004

Lincoln County



**OREGON DEPARTMENT OF CORRECTIONS
 RECIDIVISM OF NEW PAROLEES AND PROBATIONERS
 Linn - Updated: November 2, 2004**

	PAROLE-PPS			PROBATION		
	Cumulative Percent Convicted of Any Felony After First Release to Parole-PPS			Cumulative Percent Convicted of Any Felony After First Sentence to Felony Probation		
	Percent convicted in ...months			Percent convicted in ...months		
Cohort	12	24	36	12	24	36
2nd/94	23.4	28.6	34.7	21.1	30.0	35.9
1st/95	24.3	33.3	40.0	16.0	28.3	34.1
2nd/95	23.5	32.4	39.7	12.8	20.8	29.4
1st/96	12.8	27.2	31.6	10.8	19.3	23.0
2nd/96	12.3	24.6	30.9	12.2	19.4	24.7
1st/97	14.9	31.1	36.4	9.1	22.6	32.1
2nd/97	19.3	28.4	33.7	15.5	26.9	34.5
1st/98	12.3	25.4	30.6	18.0	26.7	31.1
2nd/98	14.3	25.6	33.7	11.7	20.5	25.5
1st/99	18.7	29.7	39.2	12.5	21.8	28.1
2nd/99	13.4	23.5	28.0	9.3	14.7	17.2
1st/00	12.2	20.2	30.1	15.6	27.0	31.0
2nd/00	13.1	20.7	24.4	17.0	28.2	35.5
1st/01	12.8	26.7	35.3	15.1	21.5	24.6
2nd/01	8.6	19.3		19.2	31.4	
1st/02	7.5	23.1		21.6	32.6	
2nd/02	16.3			12.7		
1st/03	21.1			14.2		

Note: Slight changes from previous reports may occur due to data updating

Parole: Recidivism is defined as the total percentage of a release cohort that was convicted of any felony at any time within the specified number of months following release from prison.

A release cohort is defined as comprising all individuals who were released to parole or PPS during a six month period. It excludes those released from prison following a revocation from parole/PPS. Inmates initially released on temporary or transitional leave are also included as of their parole or PPS date

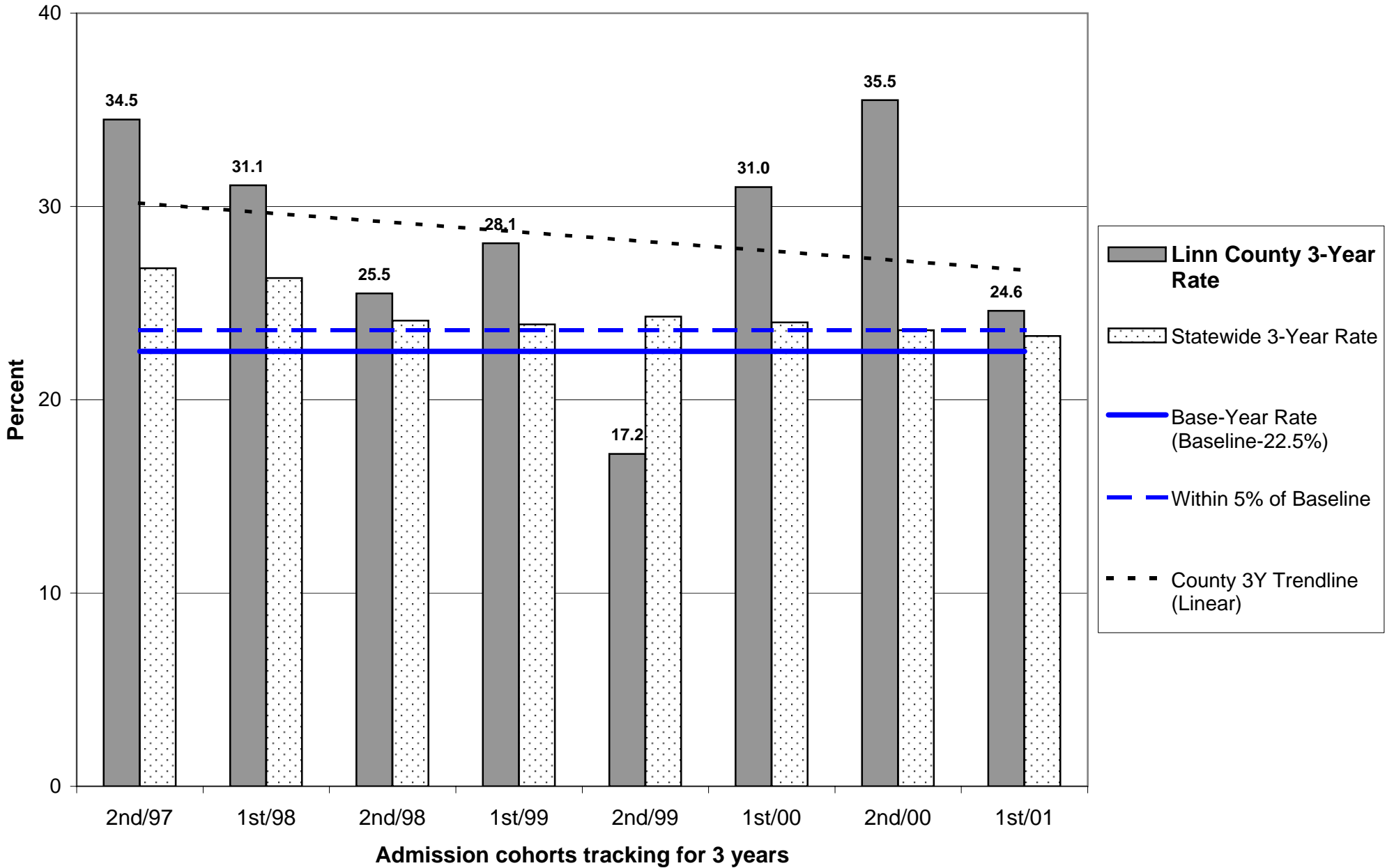
A county's release cohorts are defined as offenders under the county's supervision at the end of the specified number of months following release from incarceration, plus offenders who committed new felonies within that period.

Probation: Recidivism is defined as the total percentage of an admission cohort that was convicted of any felony at any time within the specified number of months after beginning probation

An admission cohort is defined as comprising all individuals who were sentenced for the first time to felony probation during the same six month period. Some offenders have been sentenced to probation more than once. Each new probation admission is considered a separate case

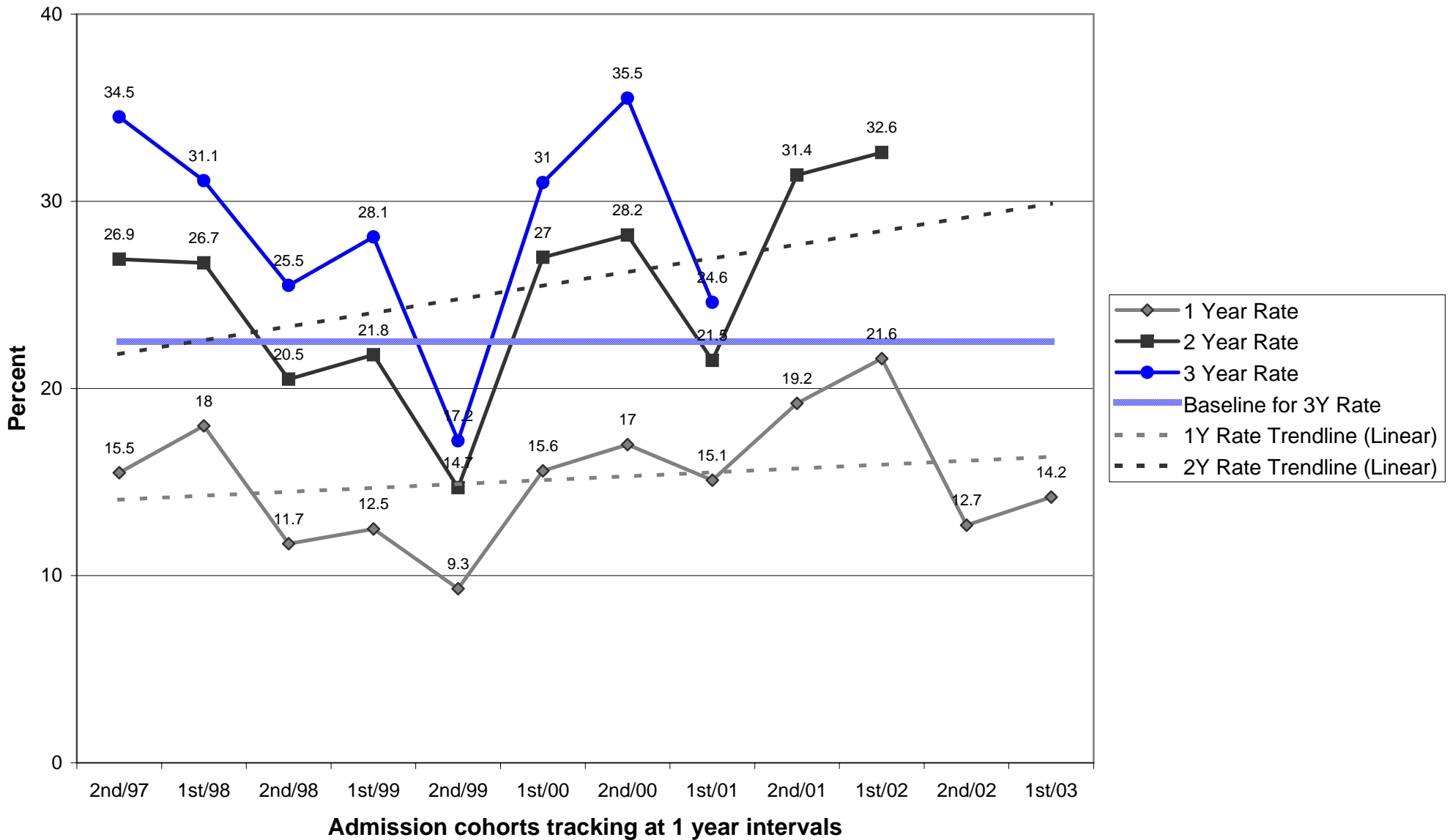
A county's admission cohorts are defined as offenders under the county's supervision at the end of the specified number of months following admission to probation, plus offenders who committed new felonies within that period.

Probation Recidivism Rates - 1st Half 2004

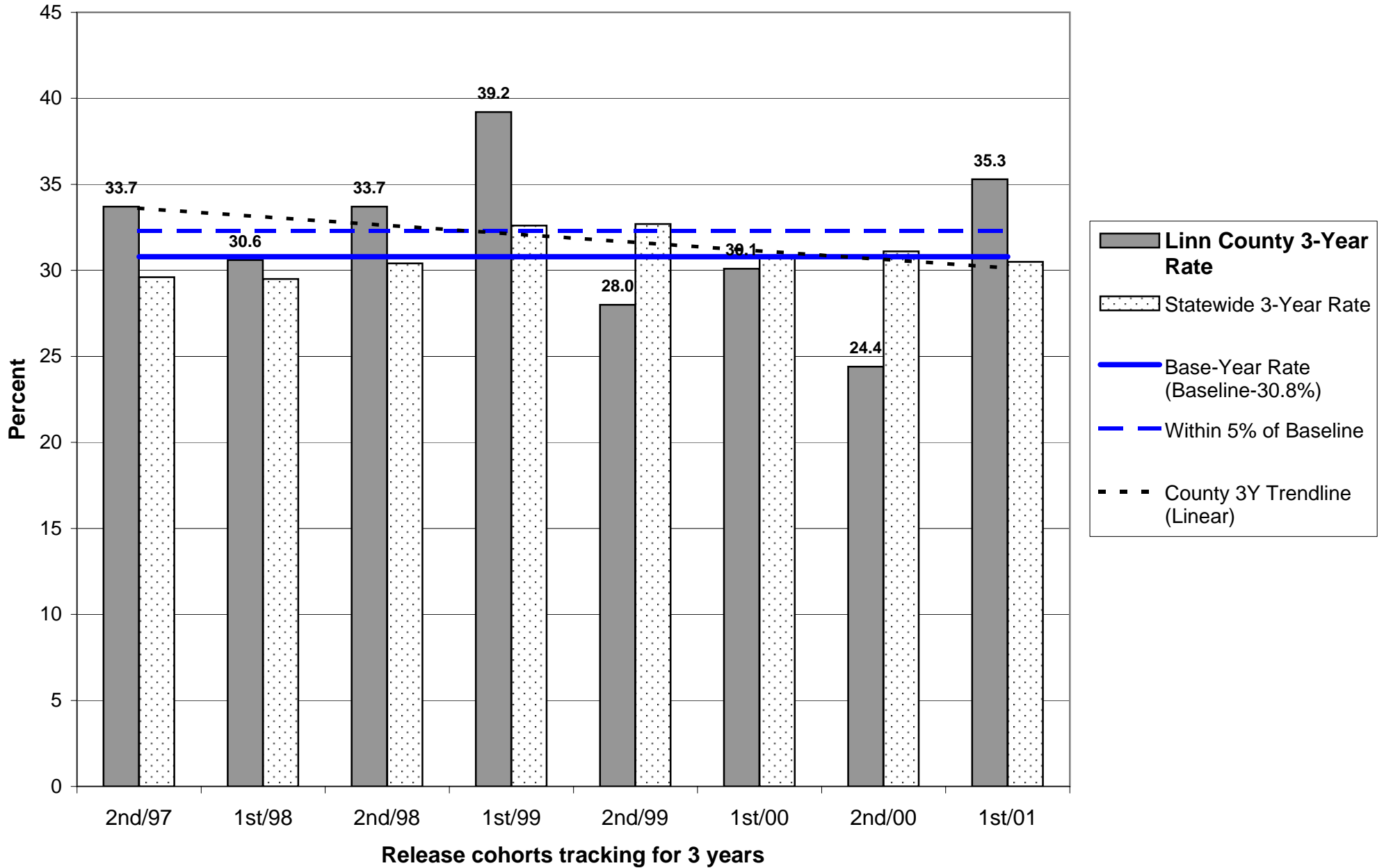


Probation Recidivism Rates - 1st Half 2004

Linn County

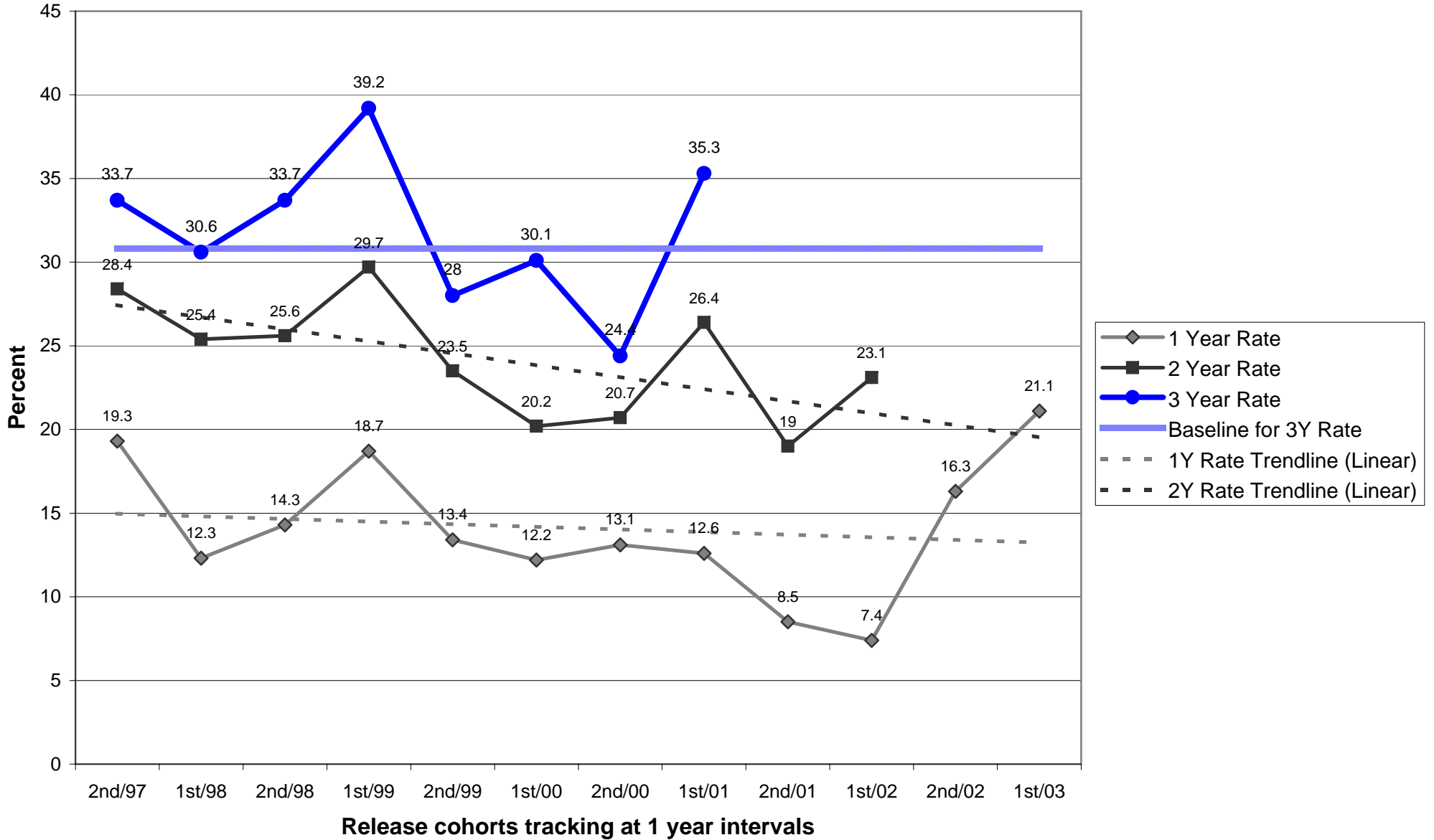


Parole/Post-Prison Supervision Recidivism Rates - 1st Half 2004



Parole/Post-Prison Supervision Recidivism Rates - 1st Half 2004

Linn County



**OREGON DEPARTMENT OF CORRECTIONS
 RECIDIVISM OF NEW PAROLEES AND PROBATIONERS
 Malheur - Updated: November 2, 2004**

	PAROLE-PPS			PROBATION		
	Cumulative Percent Convicted of Any Felony After First Release to Parole-PPS			Cumulative Percent Convicted of Any Felony After First Sentence to Felony Probation		
	Percent convicted in ...months			Percent convicted in ...months		
Cohort	12	24	36	12	24	36
2nd/94	5.6	15.0	14.3	4.2	16.3	22.9
1st/95	4.5	4.3	21.7	9.4	15.1	23.2
2nd/95	16.7	26.1	34.8	6.8	11.6	14.3
1st/96	0.0	10.0	10.0	9.8	25.8	32.3
2nd/96	7.1	17.2	26.7	7.8	22.0	24.0
1st/97	12.5	21.9	25.8	11.1	18.2	24.1
2nd/97	4.2	13.0	21.7	10.0	17.8	23.6
1st/98	4.0	12.0	15.4	7.7	15.5	19.7
2nd/98	13.2	17.9	20.5	6.7	9.8	9.8
1st/99	13.8	21.4	26.9	12.0	12.0	14.6
2nd/99	0.0	16.2	21.6	4.8	12.9	18.0
1st/00	5.0	12.5	14.6	7.0	14.3	19.6
2nd/00	8.1	12.8	15.4	7.0	14.0	21.1
1st/01	8.9	13.3	20.0	6.9	10.5	13.8
2nd/01	4.0	8.0		9.1	14.5	
1st/02	0.0	7.9		8.9	16.4	
2nd/02	5.0			6.4		
1st/03	11.6			4.2		

Note: Slight changes from previous reports may occur due to data updating

Parole: Recidivism is defined as the total percentage of a release cohort that was convicted of any felony at any time within the specified number of months following release from prison.

A release cohort is defined as comprising all individuals who were released to parole or PPS during a six month period. It excludes those released from prison following a revocation from parole/PPS. Inmates initially released on temporary or transitional leave are also included as of their parole or PPS date

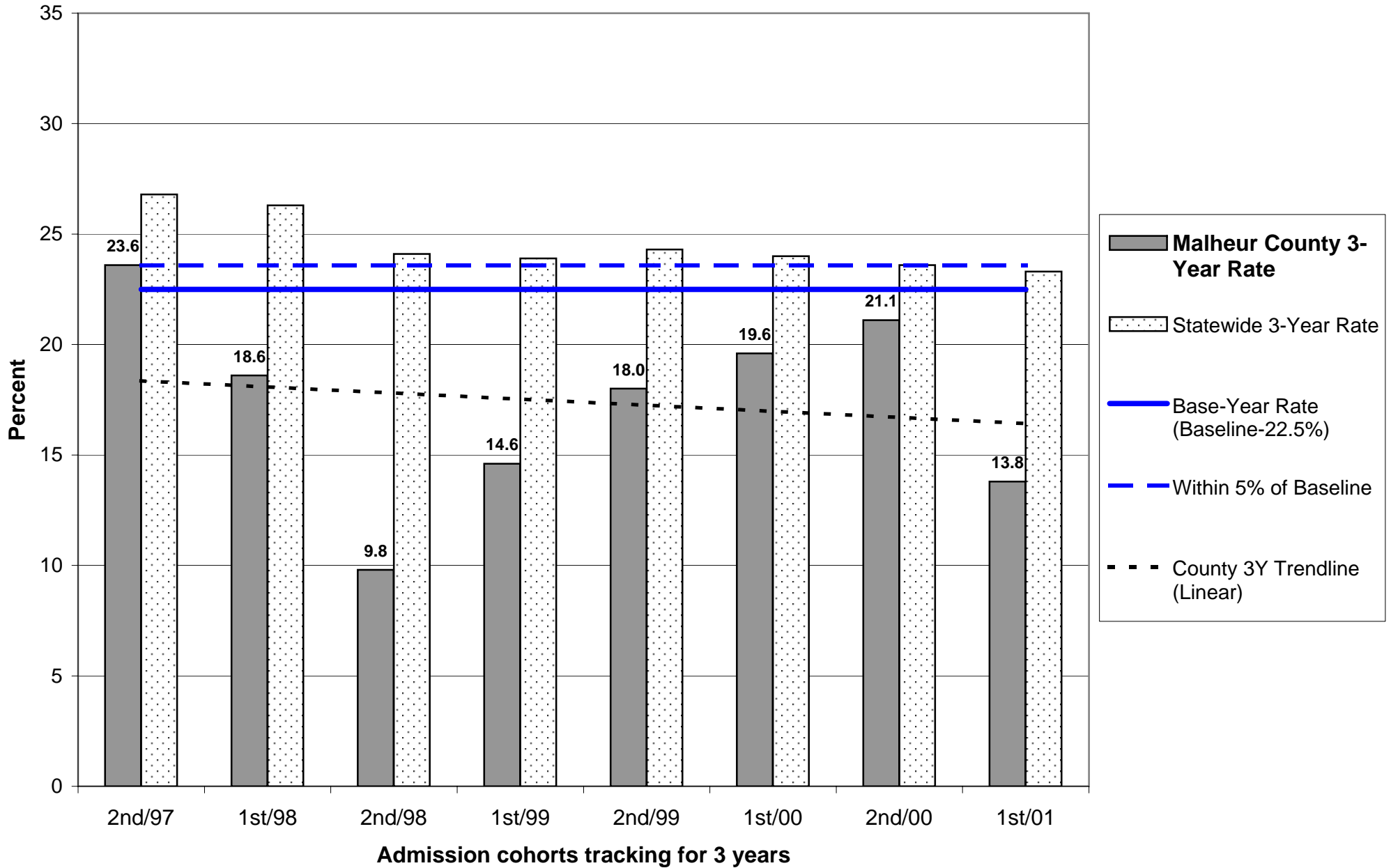
A county's release cohorts are defined as offenders under the county's supervision at the end of the specified number of months following release from incarceration, plus offenders who committed new felonies within that period.

Probation: Recidivism is defined as the total percentage of an admission cohort that was convicted of any felony at any time within the specified number of months after beginning probation

An admission cohort is defined as comprising all individuals who were sentenced for the first time to felony probation during the same six month period. Some offenders have been sentenced to probation more than once. Each new probation admission is considered a separate case

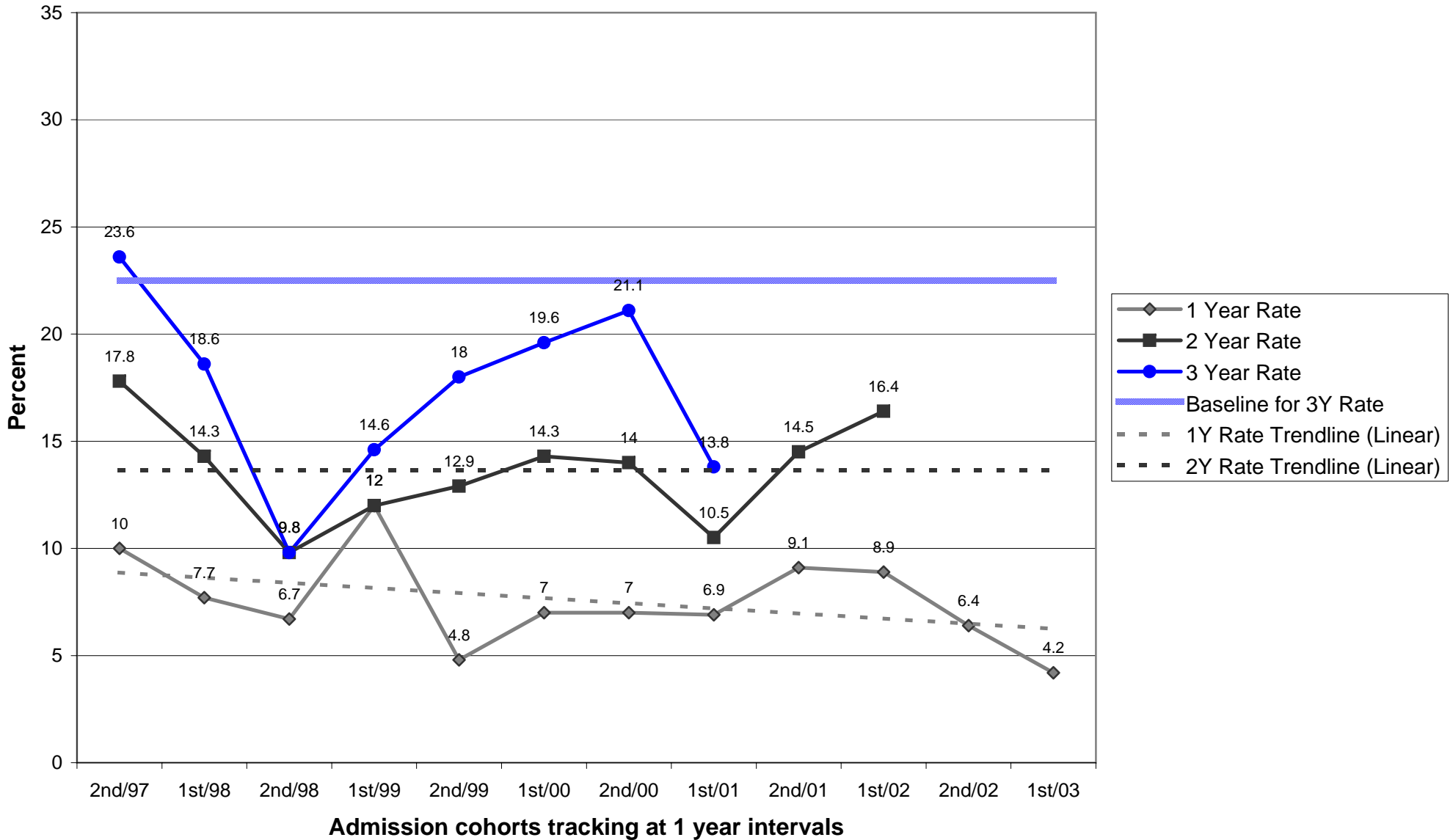
A county's admission cohorts are defined as offenders under the county's supervision at the end of the specified number of months following admission to probation, plus offenders who committed new felonies within that period.

Probation Recidivism Rates - 1st Half 2004

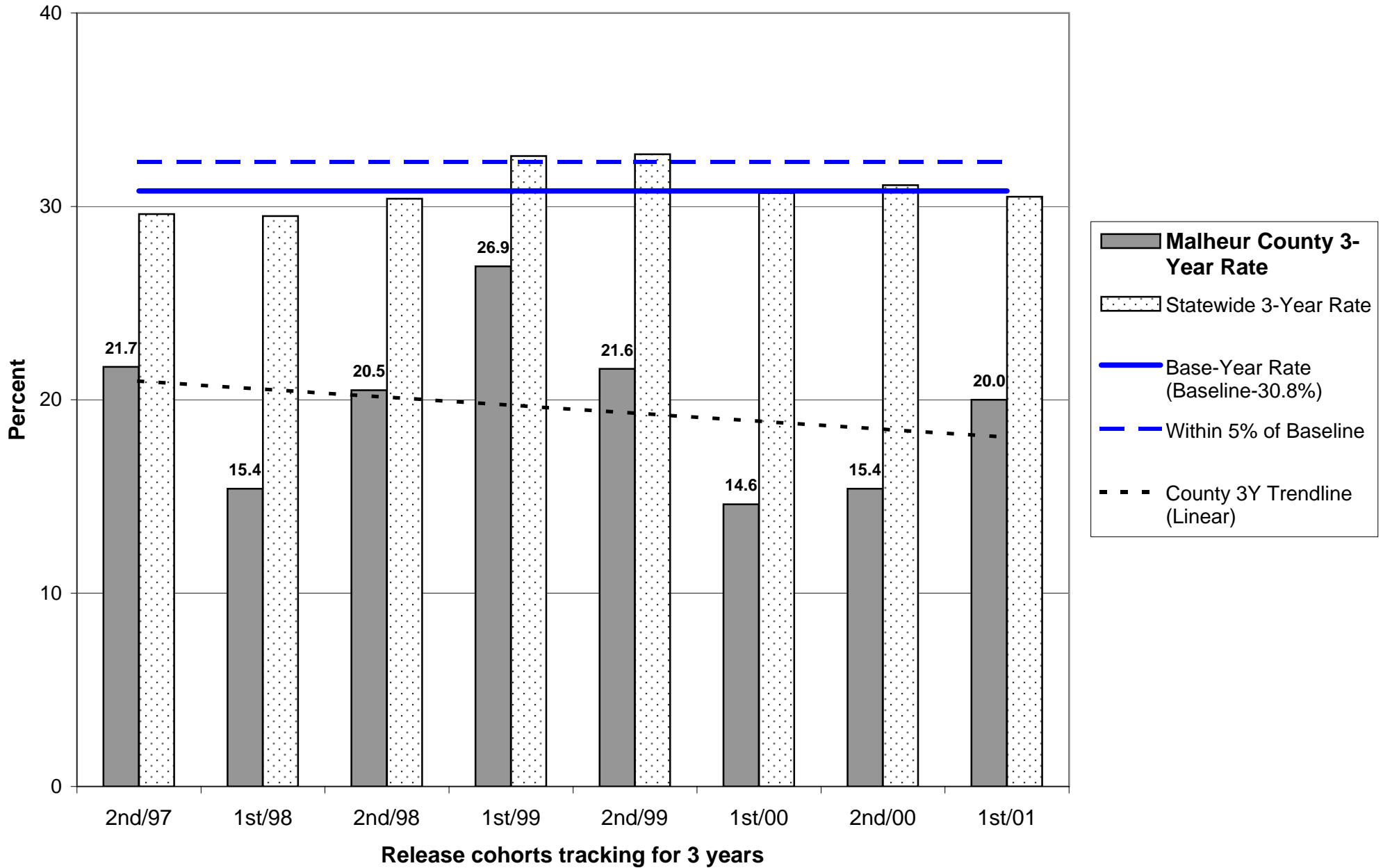


Probation Recidivism Rates - 1st Half 2004

Malheur County

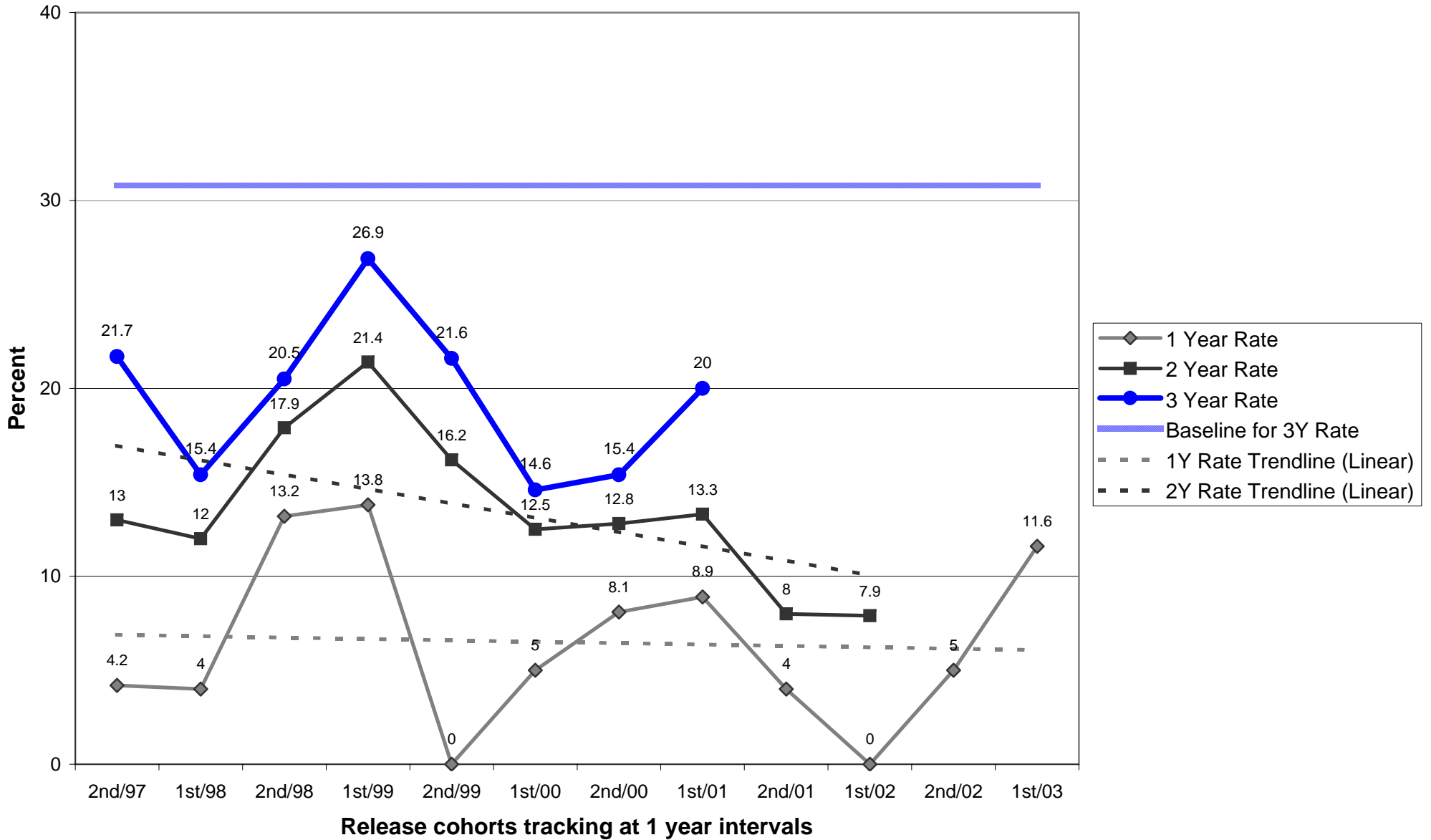


Parole/Post-Prison Supervision Recidivism Rates - 1st Half 2004



Parole/Post-Prison Supervision Recidivism Rates - 1st Half 2004

Malheur County



**OREGON DEPARTMENT OF CORRECTIONS
 RECIDIVISM OF NEW PAROLEES AND PROBATIONERS
 Marion - Updated: November 2, 2004**

	PAROLE-PPS			PROBATION		
	Cumulative Percent Convicted of Any Felony After First Release to Parole-PPS			Cumulative Percent Convicted of Any Felony After First Sentence to Felony Probation		
	Percent convicted in ...months			Percent convicted in ...months		
Cohort	12	24	36	12	24	36
2nd/94	12.5	17.0	21.7	13.4	20.7	23.5
1st/95	13.0	23.5	31.8	14.8	22.3	25.6
2nd/95	15.6	25.0	31.0	12.5	21.7	27.7
1st/96	14.1	22.2	29.6	10.8	18.6	22.9
2nd/96	8.2	20.2	25.9	10.5	18.6	22.9
1st/97	15.4	23.9	27.7	11.6	17.3	22.9
2nd/97	9.4	23.7	29.8	14.2	23.5	29.6
1st/98	10.2	22.7	29.8	11.3	21.9	28.9
2nd/98	11.7	21.5	29.1	11.0	18.6	25.0
1st/99	14.8	29.3	36.4	12.5	23.1	28.1
2nd/99	15.5	32.3	38.7	11.8	18.5	23.4
1st/00	14.2	26.4	35.4	12.5	23.3	29.4
2nd/00	18.1	28.3	36.1	11.4	20.1	25.6
1st/01	16.8	28.8	36.0	9.3	19.7	26.8
2nd/01	12.7	24.9		11.0	18.2	
1st/02	15.4	24.1		11.3	20.7	
2nd/02	9.0			9.7		
1st/03	11.3			11.6		

Note: Slight changes from previous reports may occur due to data updating

Parole: Recidivism is defined as the total percentage of a release cohort that was convicted of any felony at any time within the specified number of months following release from prison.

A release cohort is defined as comprising all individuals who were released to parole or PPS during a six month period. It excludes those released from prison following a revocation from parole/PPS. Inmates initially released on temporary or transitional leave are also included as of their parole or PPS date

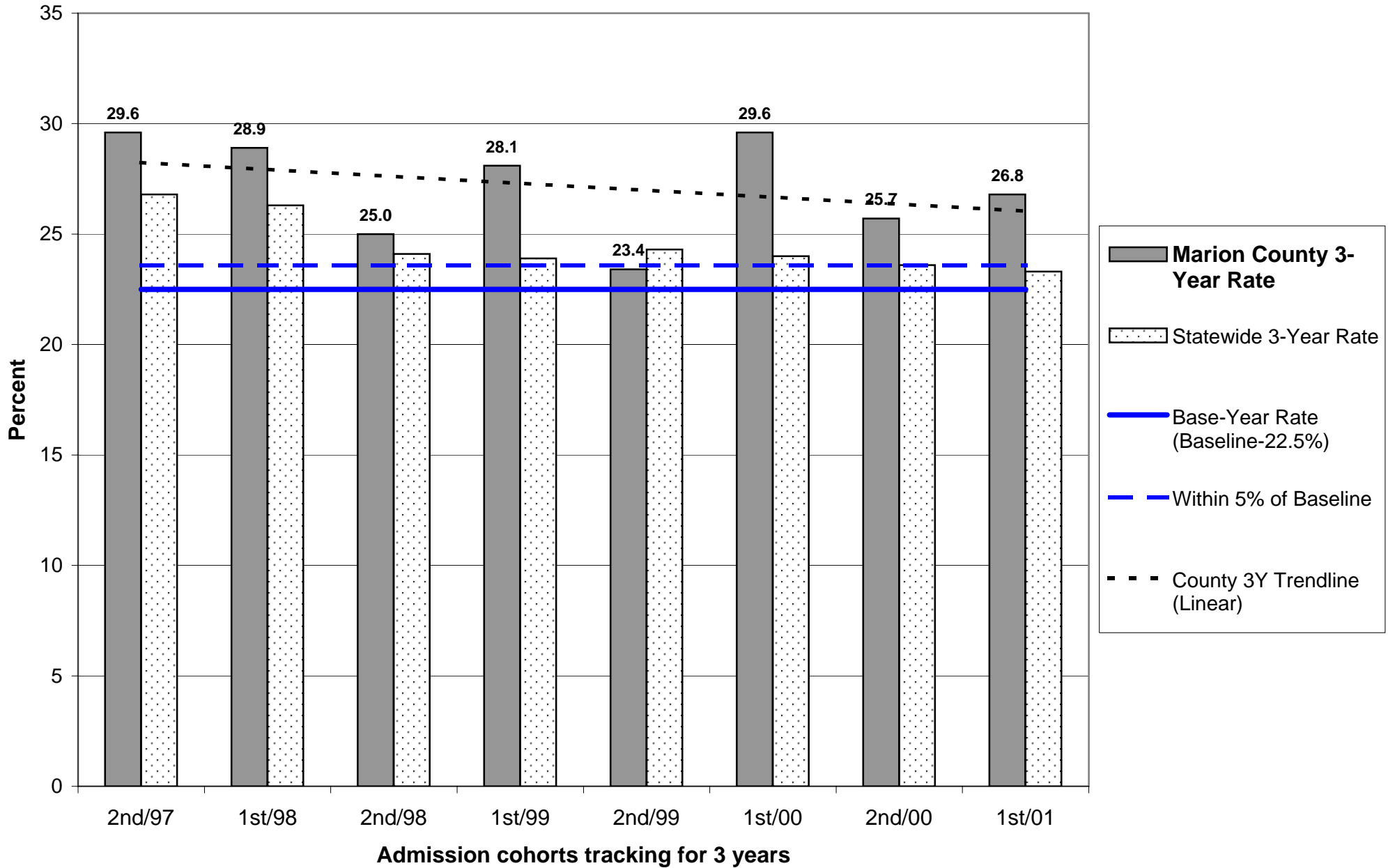
A county's release cohorts are defined as offenders under the county's supervision at the end of the specified number of months following release from incarceration, plus offenders who committed new felonies within that period.

Probation: Recidivism is defined as the total percentage of an admission cohort that was convicted of any felony at any time within the specified number of months after beginning probation

An admission cohort is defined as comprising all individuals who were sentenced for the first time to felony probation during the same six month period. Some offenders have been sentenced to probation more than once. Each new probation admission is considered a separate case

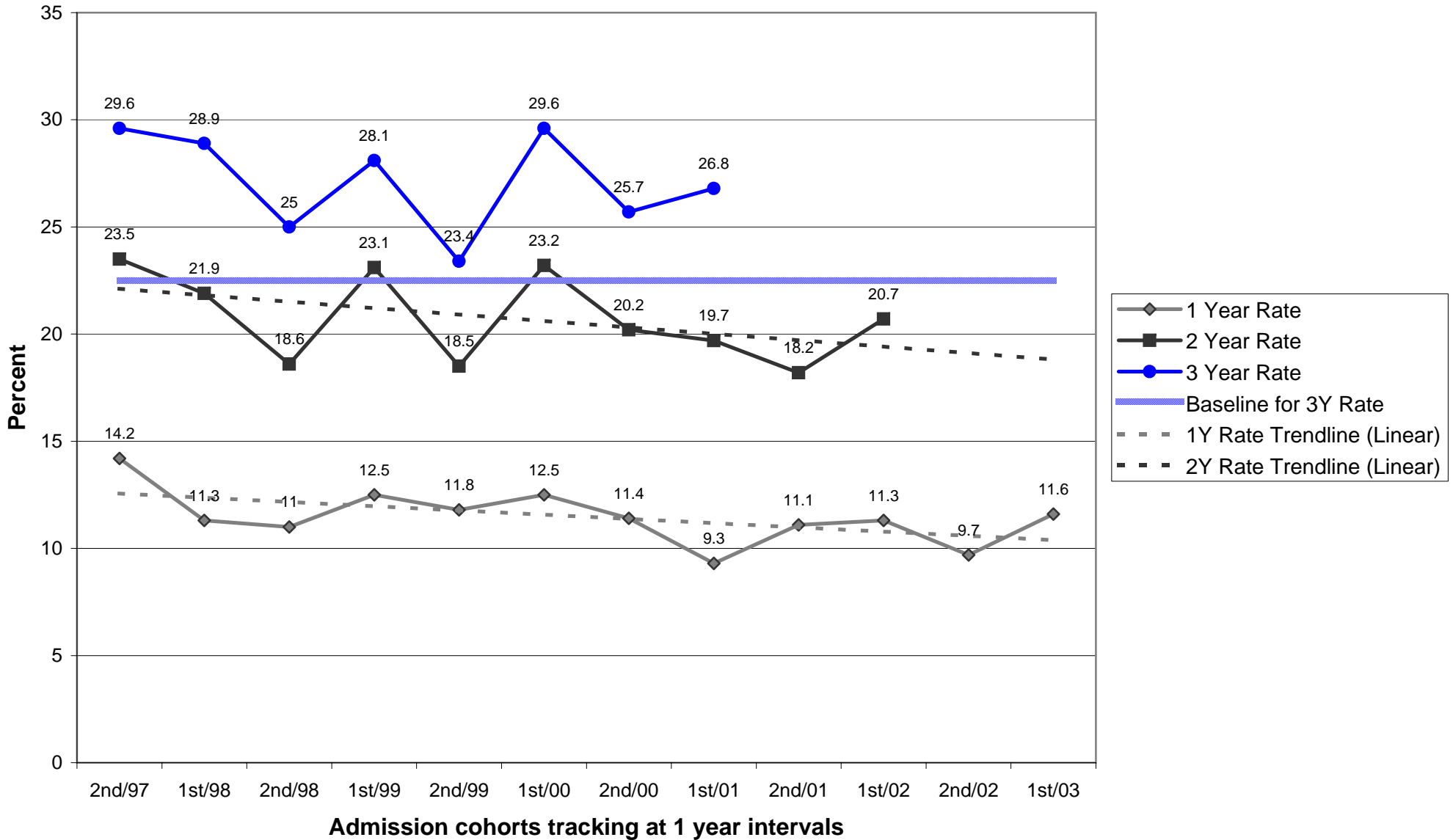
A county's admission cohorts are defined as offenders under the county's supervision at the end of the specified number of months following admission to probation, plus offenders who committed new felonies within that period.

Probation Recidivism Rates - 1st Half 2004

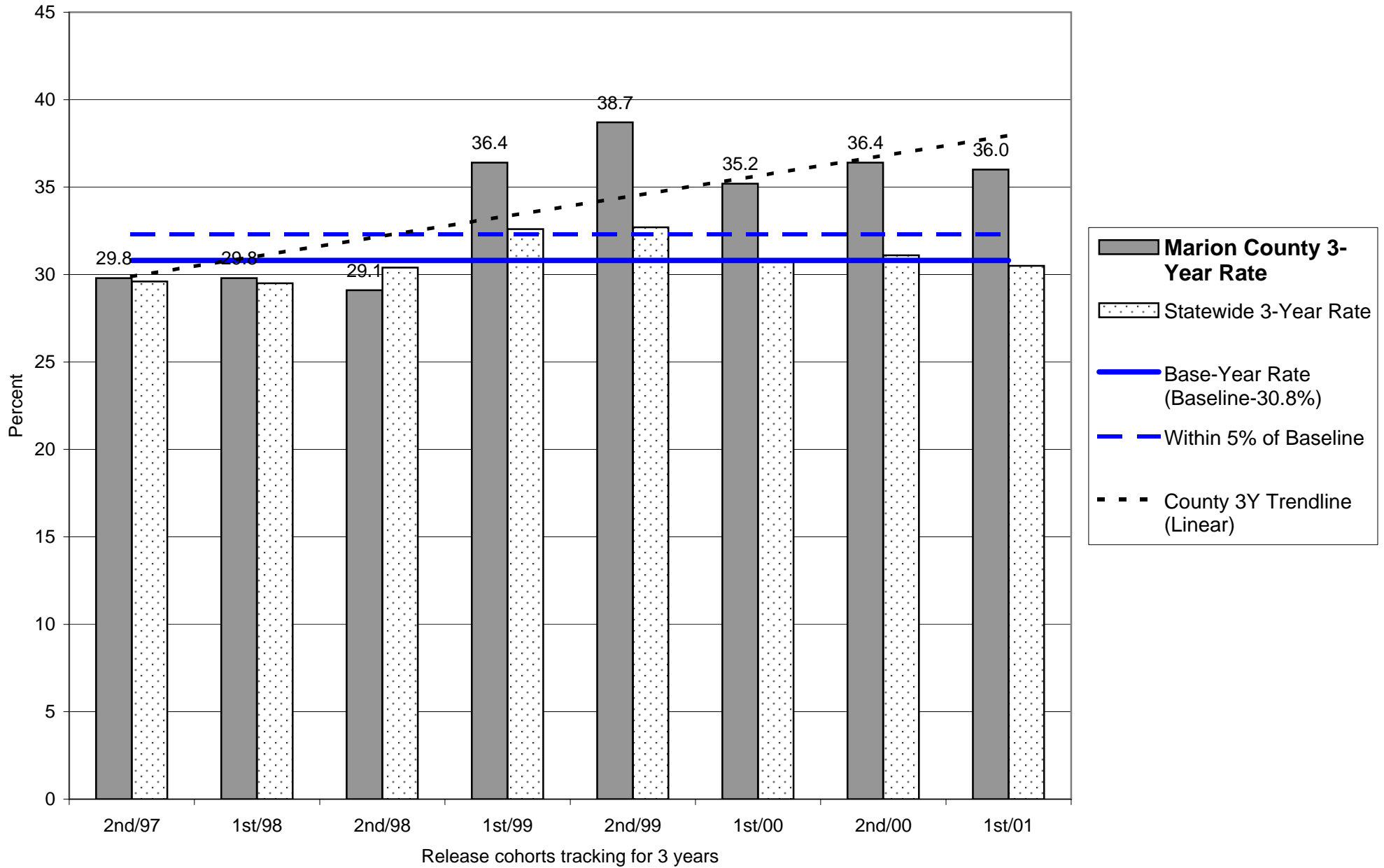


Probation Recidivism Rates - 1st Half 2004

Marion County

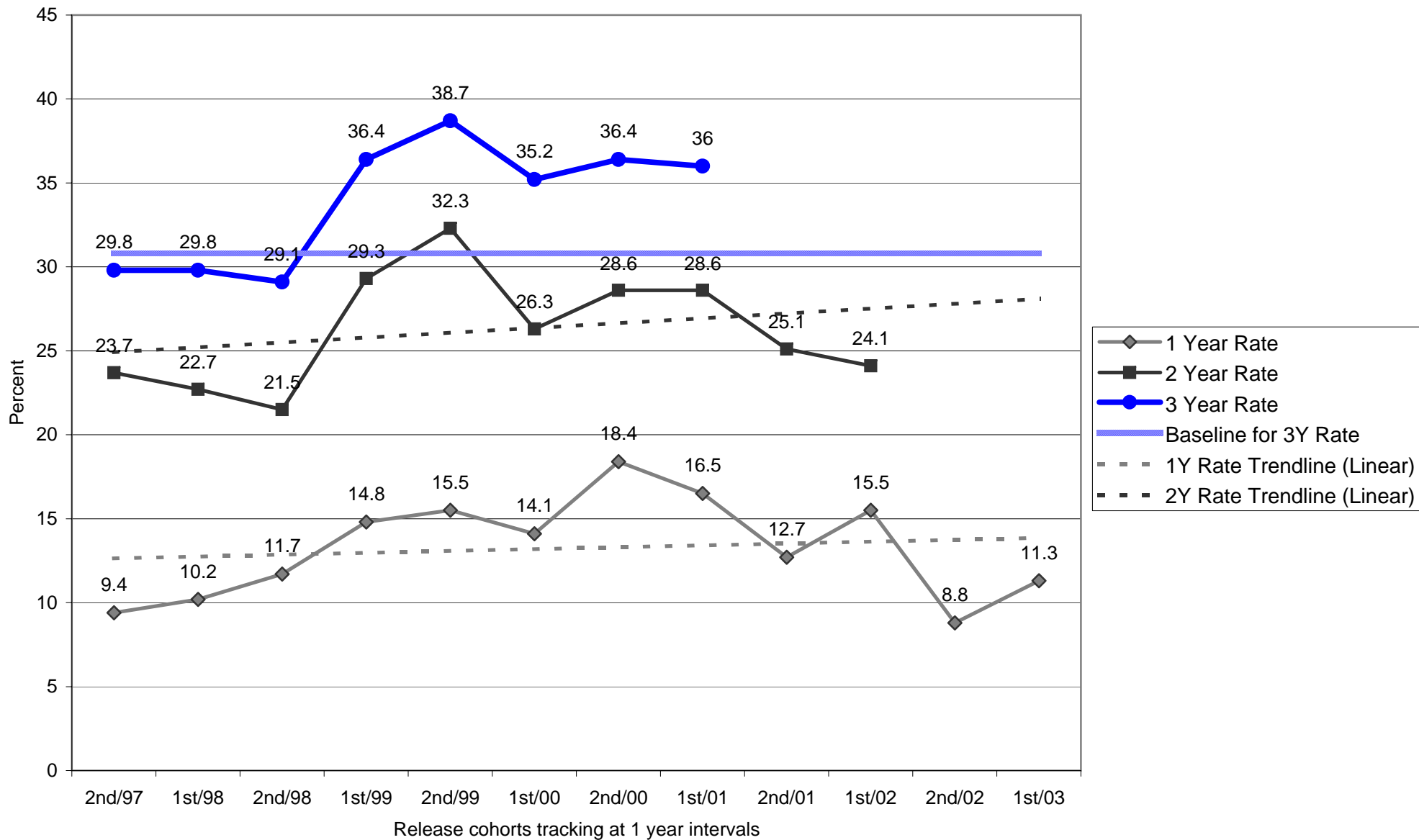


Parole/Post-Prison Supervision Recidivism Rates - 1st Half 2004



Parole/Post-Prison Supervision Recidivism Rates - 1st Half 2004

Marion County



**OREGON DEPARTMENT OF CORRECTIONS
 RECIDIVISM OF NEW PAROLEES AND PROBATIONERS
 Morrow - Updated: November 2, 2004**

	PAROLE-PPS			PROBATION		
	Cumulative Percent Convicted of Any Felony After First Release to Parole-PPS			Cumulative Percent Convicted of Any Felony After First Sentence to Felony Probation		
	Percent convicted in ...months			Percent convicted in ...months		
Cohort	12	24	36	12	24	36
2nd/94	0.0	0.0	0.0	0.0	0.0	0.0
1st/95	0.0	0.0	0.0	0.0	0.0	33.3
2nd/95	0.0	0.0	33.3	0.0	0.0	0.0
1st/96	0.0	0.0	0.0	0.0	20.0	18.2
2nd/96	0.0	66.7	50.0	20.0	28.6	28.6
1st/97	0.0	50.0	50.0	11.1	8.3	9.1
2nd/97	0.0	0.0	0.0	18.8	30.8	33.3
1st/98	0.0	25.0	25.0	0.0	0.0	0.0
2nd/98	0.0	33.3	33.3	25.0	42.9	50.0
1st/99	0.0	0.0	0.0	6.3	13.3	25.0
2nd/99	0.0	0.0	0.0	12.5	12.5	12.5
1st/00	0.0	33.3	33.3	17.6	21.4	20.0
2nd/00	0.0	0.0	12.5	6.7	12.5	14.3
1st/01	14.3	10.0	10.0	0.0	8.3	6.7
2nd/01	12.5	20.0		8.3	6.7	
1st/02	0.0	33.3		50.0	60.0	
2nd/02	16.7			9.5		
1st/03	0.0			0.0		

Note: Slight changes from previous reports may occur due to data updating

Parole: Recidivism is defined as the total percentage of a release cohort that was convicted of any felony at any time within the specified number of months following release from prison.

A release cohort is defined as comprising all individuals who were released to parole or PPS during a six month period. It excludes those released from prison following a revocation from parole/PPS. Inmates initially released on temporary or transitional leave are also included as of their parole or PPS date

A county's release cohorts are defined as offenders under the county's supervision at the end of the specified number of months following release from incarceration, plus offenders who committed new felonies within that period.

Probation: Recidivism is defined as the total percentage of an admission cohort that was convicted of any felony at any time within the specified number of months after beginning probation

An admission cohort is defined as comprising all individuals who were sentenced for the first time to felony probation during the same six month period. Some offenders have been sentenced to probation more than once. Each new probation admission is considered a separate case

A county's admission cohorts are defined as offenders under the county's supervision at the end of the specified number of months following admission to probation, plus offenders who committed new felonies within that period.

**OREGON DEPARTMENT OF CORRECTIONS
 RECIDIVISM OF NEW PAROLEES AND PROBATIONERS
 MTCB - Updated: November 2, 2004**

	PAROLE-PPS			PROBATION		
	Cumulative Percent Convicted of Any Felony After First Release to Parole-PPS			Cumulative Percent Convicted of Any Felony After First Sentence to Felony Probation		
	Percent convicted in ...months			Percent convicted in ...months		
Cohort	12	24	36	12	24	36
2nd/94	0.0	0.0	0.0	0.0	0.0	3.8
1st/95	0.0	0.0	5.6	0.0	2.4	4.3
2nd/95	0.0	0.0	0.0	1.6	3.6	6.8
1st/96	0.0	3.4	24.1	3.0	6.0	9.5
2nd/96	0.0	11.9	18.0	3.0	7.4	11.7
1st/97	4.3	17.9	27.9	7.6	13.3	16.2
2nd/97	6.3	21.2	25.0	11.6	18.0	22.1
1st/98	0.0	8.6	14.3	10.1	15.9	19.6
2nd/98	0.0	0.0	8.0	4.4	11.7	15.2
1st/99	3.7	2.6	12.8	6.0	11.8	17.2
2nd/99	0.0	11.5	13.7	11.5	17.8	20.9
1st/00	2.1	9.7	15.8	9.7	17.8	20.3
2nd/00	6.3	11.1	10.3	10.9	14.6	18.2
1st/01	0.0	2.2	5.9	10.1	12.5	14.7
2nd/01	0.0	1.3		6.6	9.7	
1st/02	2.2	1.6		6.7	10.3	
2nd/02	0.0			2.7		
1st/03	0.0			5.3		

Note: Slight changes from previous reports may occur due to data updating

Parole: Recidivism is defined as the total percentage of a release cohort that was convicted of any felony at any time within the specified number of months following release from prison.

A release cohort is defined as comprising all individuals who were released to parole or PPS during a six month period. It excludes those released from prison following a revocation from parole/PPS. Inmates initially released on temporary or transitional leave are also included as of their parole or PPS date

A county's release cohorts are defined as offenders under the county's supervision at the end of the specified number of months following release from incarceration, plus offenders who committed new felonies within that period.

Probation: Recidivism is defined as the total percentage of an admission cohort that was convicted of any felony at any time within the specified number of months after beginning probation

An admission cohort is defined as comprising all individuals who were sentenced for the first time to felony probation during the same six month period. Some offenders have been sentenced to probation more than once. Each new probation admission is considered a separate case

A county's admission cohorts are defined as offenders under the county's supervision at the end of the specified number of months following admission to probation, plus offenders who committed new felonies within that period.

**OREGON DEPARTMENT OF CORRECTIONS
 RECIDIVISM OF NEW PAROLEES AND PROBATIONERS
 MTCE - Updated: November 2, 2004**

	PAROLE-PPS			PROBATION		
	Cumulative Percent Convicted of Any Felony After First Release to Parole-PPS			Cumulative Percent Convicted of Any Felony After First Sentence to Felony Probation		
	Percent convicted in ...months			Percent convicted in ...months		
Cohort	12	24	36	12	24	36
2nd/94	14.7	25.8	33.8	15.0	25.4	26.5
1st/95	16.1	30.0	34.8	12.8	19.3	25.2
2nd/95	9.6	15.9	31.4	8.5	19.5	21.3
1st/96	9.6	21.8	30.5	11.3	25.2	29.1
2nd/96	8.3	19.6	29.0	18.7	27.7	27.7
1st/97	14.6	23.6	34.7	14.1	26.8	34.0
2nd/97	15.6	24.4	26.7	18.2	21.3	21.7
1st/98	14.6	26.7	30.2	9.2	19.2	29.4
2nd/98	18.5	28.3	40.0	17.2	23.7	28.6
1st/99	9.8	19.4	25.8	25.8	36.4	41.0
2nd/99	19.1	26.4	36.1	15.8	21.3	32.8
1st/00	16.4	25.9	33.9	14.5	23.3	29.5
2nd/00	15.7	26.8	37.7	15.6	20.4	23.4
1st/01	15.2	18.9	28.1	15.7	23.9	32.4
2nd/01	13.0	27.9		21.8	34.2	
1st/02	12.5	22.2		17.6	29.4	
2nd/02	11.8			14.3		
1st/03	14.1			14.6		

Note: Slight changes from previous reports may occur due to data updating

Parole: Recidivism is defined as the total percentage of a release cohort that was convicted of any felony at any time within the specified number of months following release from prison.

A release cohort is defined as comprising all individuals who were released to parole or PPS during a six month period. It excludes those released from prison following a revocation from parole/PPS. Inmates initially released on temporary or transitional leave are also included as of their parole or PPS date

A county's release cohorts are defined as offenders under the county's supervision at the end of the specified number of months following release from incarceration, plus offenders who committed new felonies within that period.

Probation: Recidivism is defined as the total percentage of an admission cohort that was convicted of any felony at any time within the specified number of months after beginning probation

An admission cohort is defined as comprising all individuals who were sentenced for the first time to felony probation during the same six month period. Some offenders have been sentenced to probation more than once. Each new probation admission is considered a separate case

A county's admission cohorts are defined as offenders under the county's supervision at the end of the specified number of months following admission to probation, plus offenders who committed new felonies within that period.

**OREGON DEPARTMENT OF CORRECTIONS
 RECIDIVISM OF NEW PAROLEES AND PROBATIONERS
 MTEA - Updated: November 2, 2004**

	PAROLE-PPS			PROBATION		
	Cumulative Percent Convicted of Any Felony After First Release to Parole-PPS			Cumulative Percent Convicted of Any Felony After First Sentence to Felony Probation		
	Percent convicted in ...months			Percent convicted in ...months		
Cohort	12	24	36	12	24	36
2nd/94	8.2	19.6	24.5	10.0	15.1	25.8
1st/95	8.3	11.4	20.9	10.5	18.2	24.5
2nd/95	28.3	43.5	53.3	10.3	26.1	28.3
1st/96	12.7	28.3	34.0	11.7	19.3	22.9
2nd/96	11.1	23.6	30.8	14.3	15.9	18.4
1st/97	19.2	26.5	34.0	20.3	27.6	36.2
2nd/97	13.0	27.3	39.6	5.9	10.0	21.4
1st/98	13.5	22.0	31.3	12.5	18.2	24.2
2nd/98	14.1	18.8	23.0	13.3	20.6	26.0
1st/99	13.9	23.8	32.8	14.1	25.6	29.0
2nd/99	16.5	24.4	34.6	13.1	23.1	25.0
1st/00	16.2	31.6	34.3	12.4	21.2	27.4
2nd/00	12.3	23.0	32.1	10.3	21.3	30.5
1st/01	13.6	21.2	28.6	9.2	28.6	34.7
2nd/01	9.4	23.7		15.5	24.1	
1st/02	12.3	24.7		10.7	22.1	
2nd/02	15.7			12.9		
1st/03	15.1			6.8		

Note: Slight changes from previous reports may occur due to data updating

Parole: Recidivism is defined as the total percentage of a release cohort that was convicted of any felony at any time within the specified number of months following release from prison.

A release cohort is defined as comprising all individuals who were released to parole or PPS during a six month period. It excludes those released from prison following a revocation from parole/PPS. Inmates initially released on temporary or transitional leave are also included as of their parole or PPS date

A county's release cohorts are defined as offenders under the county's supervision at the end of the specified number of months following release from incarceration, plus offenders who committed new felonies within that period.

Probation: Recidivism is defined as the total percentage of an admission cohort that was convicted of any felony at any time within the specified number of months after beginning probation

An admission cohort is defined as comprising all individuals who were sentenced for the first time to felony probation during the same six month period. Some offenders have been sentenced to probation more than once. Each new probation admission is considered a separate case

A county's admission cohorts are defined as offenders under the county's supervision at the end of the specified number of months following admission to probation, plus offenders who committed new felonies within that period.

**OREGON DEPARTMENT OF CORRECTIONS
 RECIDIVISM OF NEW PAROLEES AND PROBATIONERS
 MTGR - Updated: November 2, 2004**

	PAROLE-PPS			PROBATION		
	Cumulative Percent Convicted of Any Felony After First Release to Parole-PPS			Cumulative Percent Convicted of Any Felony After First Sentence to Felony Probation		
	Percent convicted in ...months			Percent convicted in ...months		
Cohort	12	24	36	12	24	36
2nd/94	22.6	34.5	38.7	13.9	23.2	26.3
1st/95	10.7	21.4	21.2	15.5	31.3	34.4
2nd/95	11.1	10.5	14.8	22.0	23.4	27.8
1st/96	6.7	14.1	18.3	13.4	13.8	20.3
2nd/96	4.5	6.8	9.6	3.8	9.4	10.6
1st/97	4.3	10.0	12.5	4.0	9.3	10.1
2nd/97	8.1	16.2	20.9	8.4	11.8	14.3
1st/98	5.7	7.1	10.7	5.5	8.0	9.8
2nd/98	5.9	10.1	13.7	6.7	8.2	10.9
1st/99	7.4	12.5	16.4	8.3	15.2	16.1
2nd/99	8.7	13.1	21.5	7.6	12.1	15.9
1st/00	8.9	20.5	24.7	1.9	8.7	9.3
2nd/00	8.3	14.4	17.9	8.0	12.9	14.1
1st/01	7.9	10.2	12.7	7.7	16.1	17.7
2nd/01	6.2	11.9		5.1	9.6	
1st/02	11.4	13.2		3.6	5.3	
2nd/02	3.1			1.4		
1st/03	4.2			3.7		

Note: Slight changes from previous reports may occur due to data updating

Parole: Recidivism is defined as the total percentage of a release cohort that was convicted of any felony at any time within the specified number of months following release from prison.

A release cohort is defined as comprising all individuals who were released to parole or PPS during a six month period. It excludes those released from prison following a revocation from parole/PPS. Inmates initially released on temporary or transitional leave are also included as of their parole or PPS date

A county's release cohorts are defined as offenders under the county's supervision at the end of the specified number of months following release from incarceration, plus offenders who committed new felonies within that period.

Probation: Recidivism is defined as the total percentage of an admission cohort that was convicted of any felony at any time within the specified number of months after beginning probation

An admission cohort is defined as comprising all individuals who were sentenced for the first time to felony probation during the same six month period. Some offenders have been sentenced to probation more than once. Each new probation admission is considered a separate case

A county's admission cohorts are defined as offenders under the county's supervision at the end of the specified number of months following admission to probation, plus offenders who committed new felonies within that period.

**OREGON DEPARTMENT OF CORRECTIONS
 RECIDIVISM OF NEW PAROLEES AND PROBATIONERS
 MTNO - Updated: November 2, 2004**

	PAROLE-PPS			PROBATION		
	Cumulative Percent Convicted of Any Felony After First Release to Parole-PPS			Cumulative Percent Convicted of Any Felony After First Sentence to Felony Probation		
	Percent convicted in ...months			Percent convicted in ...months		
Cohort	12	24	36	12	24	36
2nd/94	22.9	36.6	44.9	15.1	25.0	28.7
1st/95	17.5	31.3	39.1	23.4	37.8	48.5
2nd/95	18.9	31.0	41.6	19.6	29.1	35.3
1st/96	8.8	21.8	33.8	12.6	26.6	35.3
2nd/96	18.0	35.9	42.5	20.8	32.3	35.6
1st/97	15.0	27.8	37.2	24.2	31.3	34.2
2nd/97	17.5	28.1	33.0	22.6	30.6	32.9
1st/98	13.8	30.4	37.6	20.5	32.2	37.0
2nd/98	13.9	23.7	31.0	20.8	30.5	35.1
1st/99	20.3	34.4	38.6	11.0	19.1	27.4
2nd/99	20.4	29.0	34.9	12.7	17.0	26.5
1st/00	10.1	21.4	30.0	10.8	17.0	23.5
2nd/00	11.5	22.5	28.2	18.9	26.3	32.0
1st/01	12.6	18.9	27.3	14.5	21.1	23.3
2nd/01	10.1	20.0		14.9	18.4	
1st/02	10.2	19.2		9.4	16.5	
2nd/02	8.4			9.9		
1st/03	7.8			5.9		

Note: Slight changes from previous reports may occur due to data updating

Parole: Recidivism is defined as the total percentage of a release cohort that was convicted of any felony at any time within the specified number of months following release from prison.

A release cohort is defined as comprising all individuals who were released to parole or PPS during a six month period. It excludes those released from prison following a revocation from parole/PPS. Inmates initially released on temporary or transitional leave are also included as of their parole or PPS date

A county's release cohorts are defined as offenders under the county's supervision at the end of the specified number of months following release from incarceration, plus offenders who committed new felonies within that period.

Probation: Recidivism is defined as the total percentage of an admission cohort that was convicted of any felony at any time within the specified number of months after beginning probation

An admission cohort is defined as comprising all individuals who were sentenced for the first time to felony probation during the same six month period. Some offenders have been sentenced to probation more than once. Each new probation admission is considered a separate case

A county's admission cohorts are defined as offenders under the county's supervision at the end of the specified number of months following admission to probation, plus offenders who committed new felonies within that period.

**OREGON DEPARTMENT OF CORRECTIONS
 RECIDIVISM OF NEW PAROLEES AND PROBATIONERS
 MTPN - Updated: November 2, 2004**

	PAROLE-PPS			PROBATION		
	Cumulative Percent Convicted of Any Felony After First Release to Parole-PPS			Cumulative Percent Convicted of Any Felony After First Sentence to Felony Probation		
	Percent convicted in ...months			Percent convicted in ...months		
Cohort	12	24	36	12	24	36
2nd/94	0.0	0.0	0.0	0.0	0.0	5.6
1st/95	0.0	9.1	13.3	0.0	11.1	16.2
2nd/95	6.7	16.0	34.6	1.9	8.3	17.5
1st/96	14.6	18.4	30.4	9.6	20.0	32.3
2nd/96	10.6	23.1	41.5	11.4	28.6	32.6
1st/97	8.3	32.0	41.7	14.3	25.7	30.0
2nd/97	12.0	25.0	34.6	17.4	47.8	50.0
1st/98	30.4	51.1	55.8	10.0	29.6	36.0
2nd/98	17.5	36.8	39.5	6.7	18.4	35.0
1st/99	22.4	32.0	39.2	20.7	25.0	28.2
2nd/99	13.8	33.3	34.5	26.5	30.0	32.4
1st/00	15.0	33.3	41.7	24.4	28.9	33.3
2nd/00	18.8	25.0	35.9	29.7	43.6	56.3
1st/01	11.1	22.9	34.6	15.0	22.6	40.9
2nd/01	23.1	53.3		16.7	37.5	
1st/02	14.8	35.7		12.5	20.8	
2nd/02	0.0			0.0		
1st/03	0.0			0.0		

Note: Slight changes from previous reports may occur due to data updating

Parole: Recidivism is defined as the total percentage of a release cohort that was convicted of any felony at any time within the specified number of months following release from prison.

A release cohort is defined as comprising all individuals who were released to parole or PPS during a six month period. It excludes those released from prison following a revocation from parole/PPS. Inmates initially released on temporary or transitional leave are also included as of their parole or PPS date

A county's release cohorts are defined as offenders under the county's supervision at the end of the specified number of months following release from incarceration, plus offenders who committed new felonies within that period.

Probation: Recidivism is defined as the total percentage of an admission cohort that was convicted of any felony at any time within the specified number of months after beginning probation

An admission cohort is defined as comprising all individuals who were sentenced for the first time to felony probation during the same six month period. Some offenders have been sentenced to probation more than once. Each new probation admission is considered a separate case

A county's admission cohorts are defined as offenders under the county's supervision at the end of the specified number of months following admission to probation, plus offenders who committed new felonies within that period.

**OREGON DEPARTMENT OF CORRECTIONS
 RECIDIVISM OF NEW PAROLEES AND PROBATIONERS
 MTSW - Updated: November 2, 2004**

	PAROLE-PPS			PROBATION		
	Cumulative Percent Convicted of Any Felony After First Release to Parole-PPS			Cumulative Percent Convicted of Any Felony After First Sentence to Felony Probation		
	Percent convicted in ...months			Percent convicted in ...months		
Cohort	12	24	36	12	24	36
2nd/94	19.7	28.0	38.5	8.9	17.0	21.2
1st/95	16.3	24.3	39.5	9.6	20.7	26.4
2nd/95	19.1	30.6	42.3	13.4	30.5	34.0
1st/96	17.6	38.8	47.5	21.2	38.3	47.4
2nd/96	16.8	32.5	44.0	20.9	36.3	42.0
1st/97	17.7	29.0	32.8	26.7	32.7	42.3
2nd/97	31.7	36.7	36.5	28.8	40.0	38.6
1st/98	14.1	24.0	28.6	17.7	28.4	31.0
2nd/98	26.1	35.7	39.6	15.0	28.7	33.6
1st/99	20.5	27.2	36.8	41.7	44.0	43.8
2nd/99	15.8	29.6	40.2	28.2	32.4	47.8
1st/00	9.0	21.3	26.2	19.7	25.8	33.8
2nd/00	18.4	32.7	41.2	19.3	28.6	27.9
1st/01	21.4	32.7	37.7	14.3	27.5	30.1
2nd/01	21.8	29.7		15.0	19.7	
1st/02	13.0	23.9		16.0	30.4	
2nd/02	9.2			14.9		
1st/03	19.2			6.9		

Note: Slight changes from previous reports may occur due to data updating

Parole: Recidivism is defined as the total percentage of a release cohort that was convicted of any felony at any time within the specified number of months following release from prison.

A release cohort is defined as comprising all individuals who were released to parole or PPS during a six month period. It excludes those released from prison following a revocation from parole/PPS. Inmates initially released on temporary or transitional leave are also included as of their parole or PPS date

A county's release cohorts are defined as offenders under the county's supervision at the end of the specified number of months following release from incarceration, plus offenders who committed new felonies within that period.

Probation: Recidivism is defined as the total percentage of an admission cohort that was convicted of any felony at any time within the specified number of months after beginning probation

An admission cohort is defined as comprising all individuals who were sentenced for the first time to felony probation during the same six month period. Some offenders have been sentenced to probation more than once. Each new probation admission is considered a separate case

A county's admission cohorts are defined as offenders under the county's supervision at the end of the specified number of months following admission to probation, plus offenders who committed new felonies within that period.

OREGON DEPARTMENT OF CORRECTIONS
RECIDIVISM OF NEW PAROLEES AND PROBATIONERS
Mult-Other - Updated: November 2, 2004

	PAROLE-PPS			PROBATION		
	Cumulative Percent Convicted of Any Felony After First Release to Parole-PPS			Cumulative Percent Convicted of Any Felony After First Sentence to Felony Probation		
	Percent convicted in ...months			Percent convicted in ...months		
Cohort	12	24	36	12	24	36
2nd/94	21.2	33.3	51.7	10.4	23.6	32.4
1st/95	26.0	50.6	70.8	11.3	24.3	34.3
2nd/95	17.2	41.2	46.5	13.1	26.5	33.9
1st/96	28.7	52.8	65.2	17.5	32.2	37.9
2nd/96	41.0	52.8	60.0	22.2	32.8	41.3
1st/97	55.6	65.6	61.5	24.5	43.3	51.4
2nd/97	31.6	40.5	52.3	30.0	42.5	50.2
1st/98	44.2	64.6	68.6	28.1	38.3	45.7
2nd/98	36.4	47.8	53.7	23.0	39.0	43.9
1st/99	50.6	60.0	64.0	25.3	38.5	45.1
2nd/99	49.3	58.0	62.8	20.9	31.9	36.1
1st/00	35.7	46.3	53.7	18.2	27.4	34.2
2nd/00	33.3	43.8	52.7	17.0	29.8	34.5
1st/01	31.9	48.1	50.0	14.3	26.7	32.0
2nd/01	21.6	36.3		17.4	28.3	
1st/02	32.7	40.6		22.4	35.2	
2nd/02	19.2			15.6		
1st/03	32.1			11.7		

Note: Slight changes from previous reports may occur due to data updating

Parole: Recidivism is defined as the total percentage of a release cohort that was convicted of any felony at any time within the specified number of months following release from prison.

A release cohort is defined as comprising all individuals who were released to parole or PPS during a six month period. It excludes those released from prison following a revocation from parole/PPS. Inmates initially released on temporary or transitional leave are also included as of their parole or PPS date

A county's release cohorts are defined as offenders under the county's supervision at the end of the specified number of months following release from incarceration, plus offenders who committed new felonies within that period.

Probation: Recidivism is defined as the total percentage of an admission cohort that was convicted of any felony at any time within the specified number of months after beginning probation

An admission cohort is defined as comprising all individuals who were sentenced for the first time to felony probation during the same six month period. Some offenders have been sentenced to probation more than once. Each new probation admission is considered a separate case

A county's admission cohorts are defined as offenders under the county's supervision at the end of the specified number of months following admission to probation, plus offenders who committed new felonies within that period.

**OREGON DEPARTMENT OF CORRECTIONS
 RECIDIVISM OF NEW PAROLEES AND PROBATIONERS
 Mult-Total - Updated: November 2, 2004**

	PAROLE-PPS			PROBATION		
	Cumulative Percent Convicted of Any Felony After First Release to Parole-PPS			Cumulative Percent Convicted of Any Felony After First Sentence to Felony Probation		
	Percent convicted in ...months			Percent convicted in ...months		
Cohort	12	24	36	12	24	36
2nd/94	19.4	30.2	37.9	11.5	19.8	24.1
1st/95	17.4	29.2	37.9	13.1	21.6	27.8
2nd/95	17.1	27.5	36.9	11.5	19.7	24.2
1st/96	14.4	26.4	35.8	11.1	18.5	24.2
2nd/96	12.7	24.1	32.2	10.5	17.3	21.2
1st/97	13.1	23.7	30.5	11.1	19.3	23.2
2nd/97	15.5	25.3	30.6	16.2	23.9	28.1
1st/98	15.3	25.9	31.0	15.3	22.7	27.5
2nd/98	16.3	24.1	29.9	12.9	21.4	26.1
1st/99	18.0	26.8	33.2	15.0	23.0	28.1
2nd/99	18.2	27.5	34.9	14.8	21.7	26.7
1st/00	13.5	25.3	31.2	12.5	20.6	24.8
2nd/00	15.3	25.2	31.8	14.1	21.5	25.1
1st/01	15.8	22.1	27.8	12.2	19.6	23.3
2nd/01	12.9	21.8		12.6	18.7	
1st/02	14.5	21.8		12.2	19.3	
2nd/02	9.8			9.0		
1st/03	14.0			7.7		

Note: Slight changes from previous reports may occur due to data updating

Parole: Recidivism is defined as the total percentage of a release cohort that was convicted of any felony at any time within the specified number of months following release from prison.

A release cohort is defined as comprising all individuals who were released to parole or PPS during a six month period. It excludes those released from prison following a revocation from parole/PPS. Inmates initially released on temporary or transitional leave are also included as of their parole or PPS date

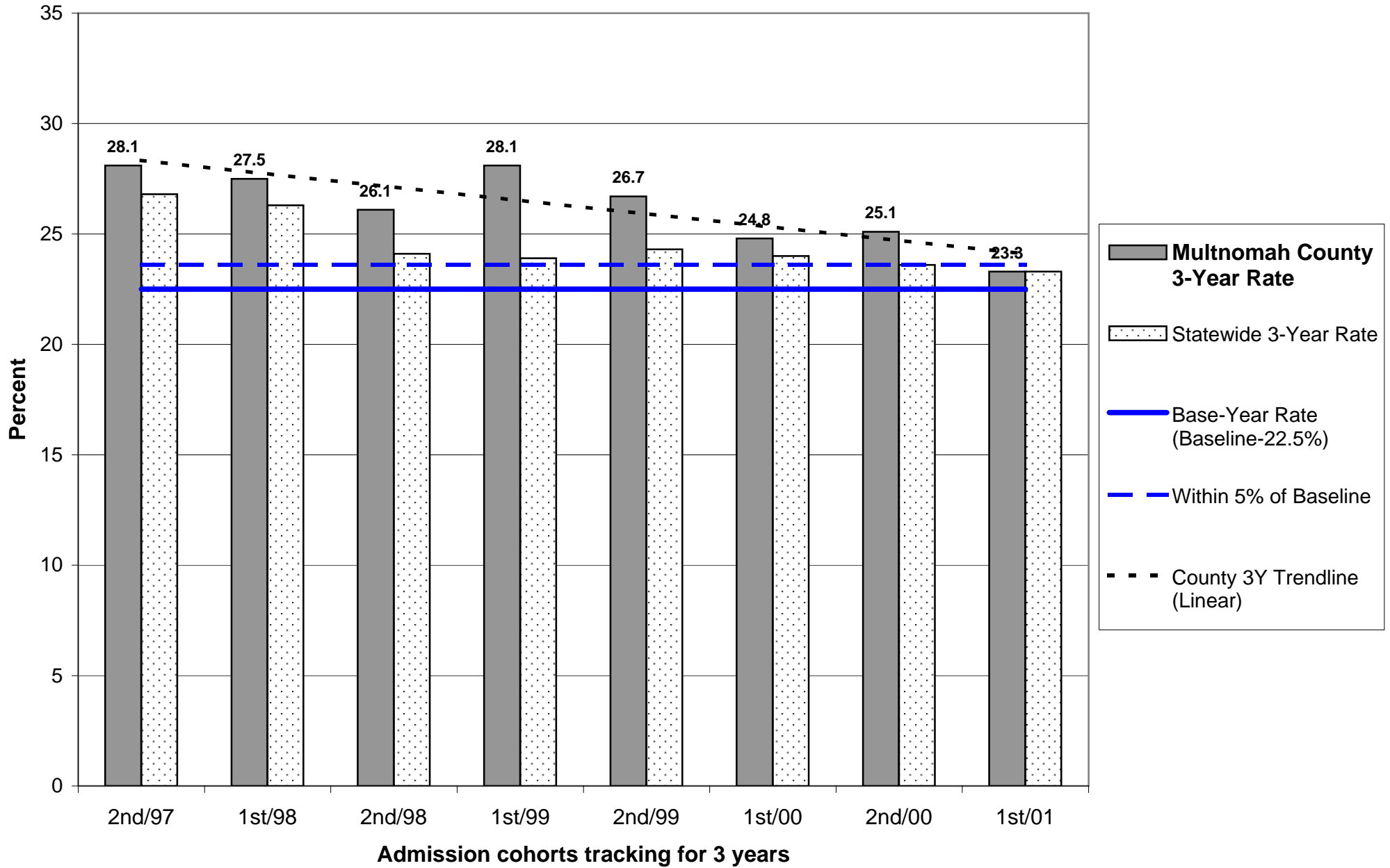
A county's release cohorts are defined as offenders under the county's supervision at the end of the specified number of months following release from incarceration, plus offenders who committed new felonies within that period.

Probation: Recidivism is defined as the total percentage of an admission cohort that was convicted of any felony at any time within the specified number of months after beginning probation

An admission cohort is defined as comprising all individuals who were sentenced for the first time to felony probation during the same six month period. Some offenders have been sentenced to probation more than once. Each new probation admission is considered a separate case

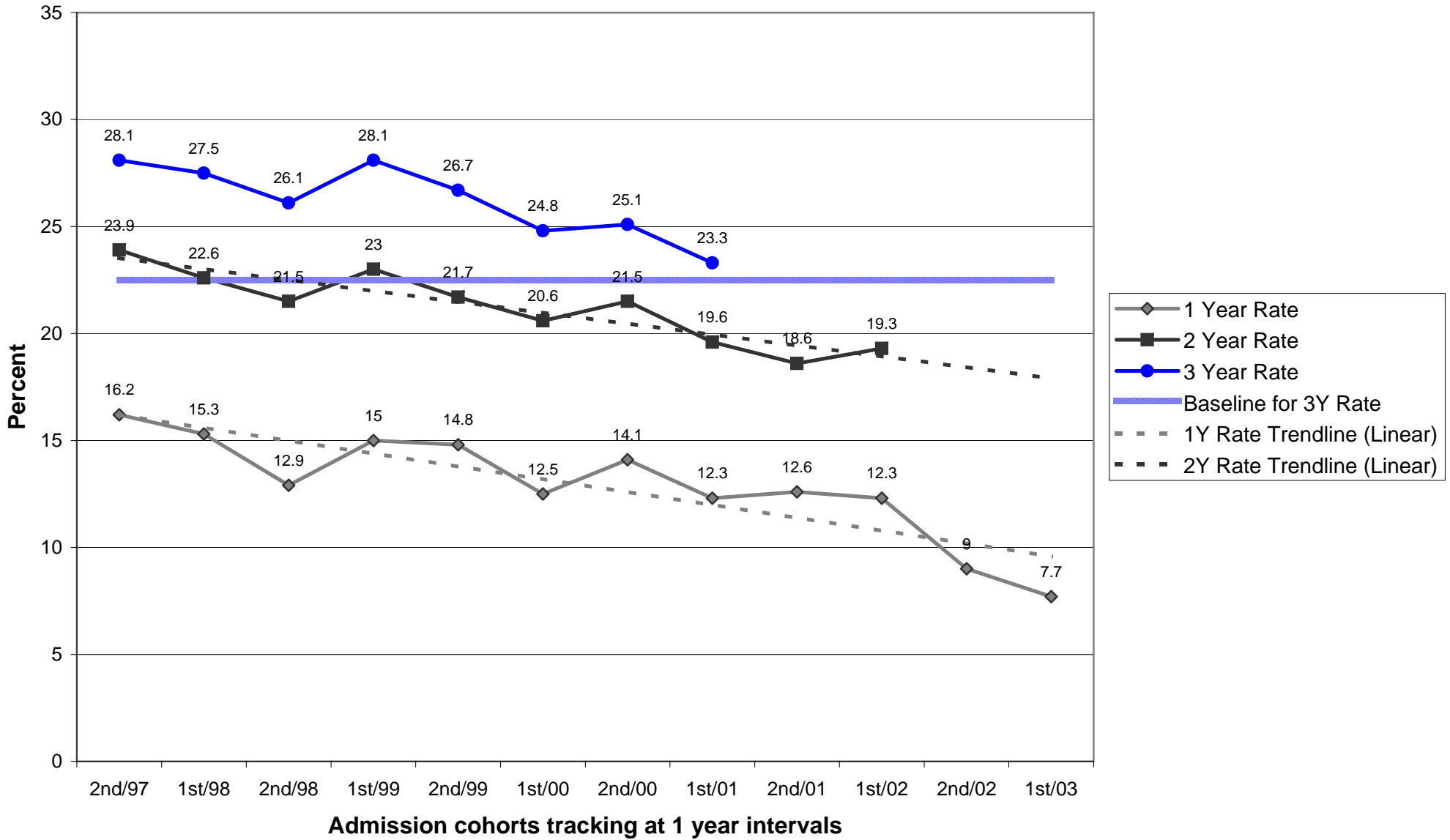
A county's admission cohorts are defined as offenders under the county's supervision at the end of the specified number of months following admission to probation, plus offenders who committed new felonies within that period.

Probation Recidivism Rates - 1st Half 2004

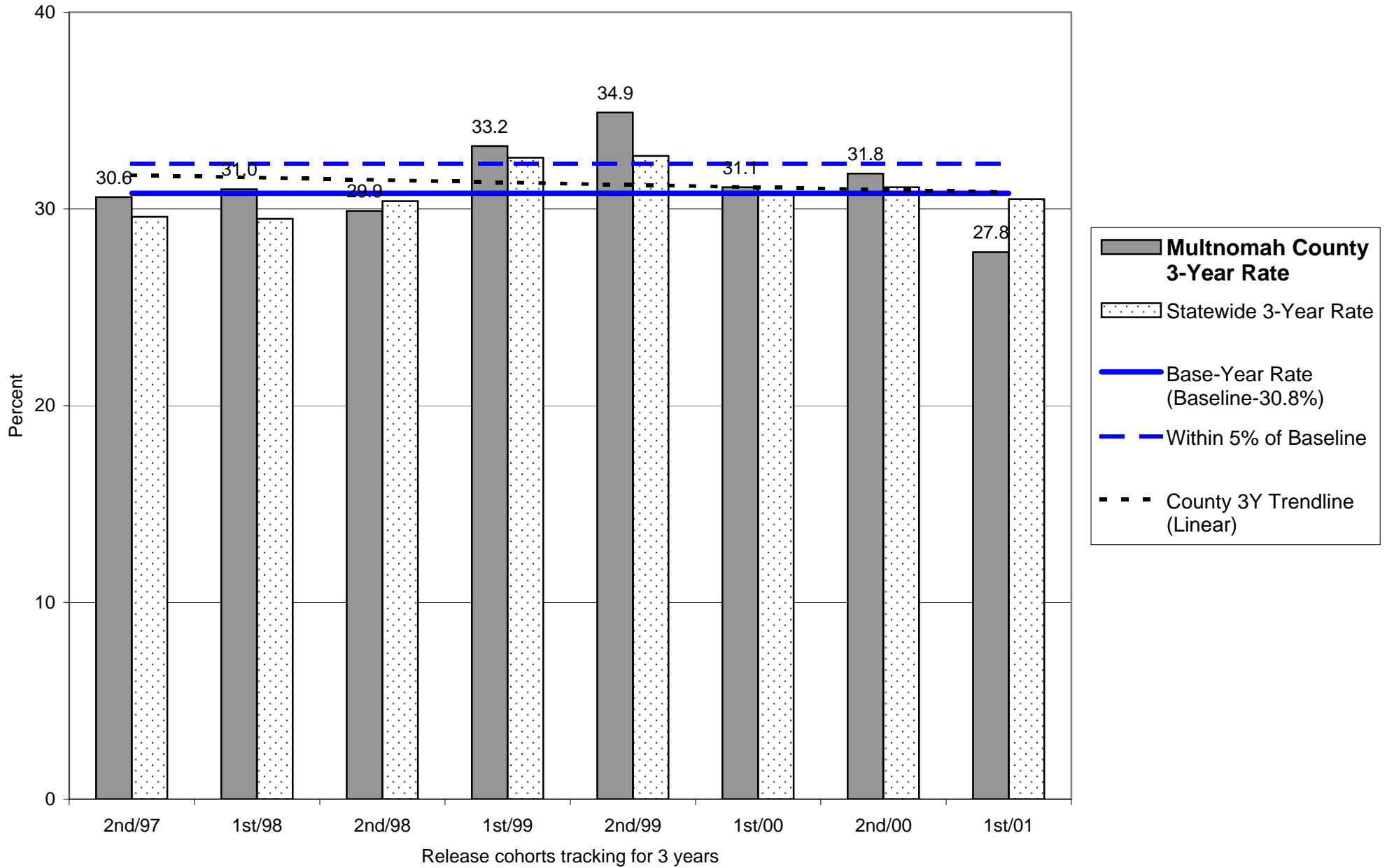


Probation Recidivism Rates - 1st Half 2004

Multnomah County

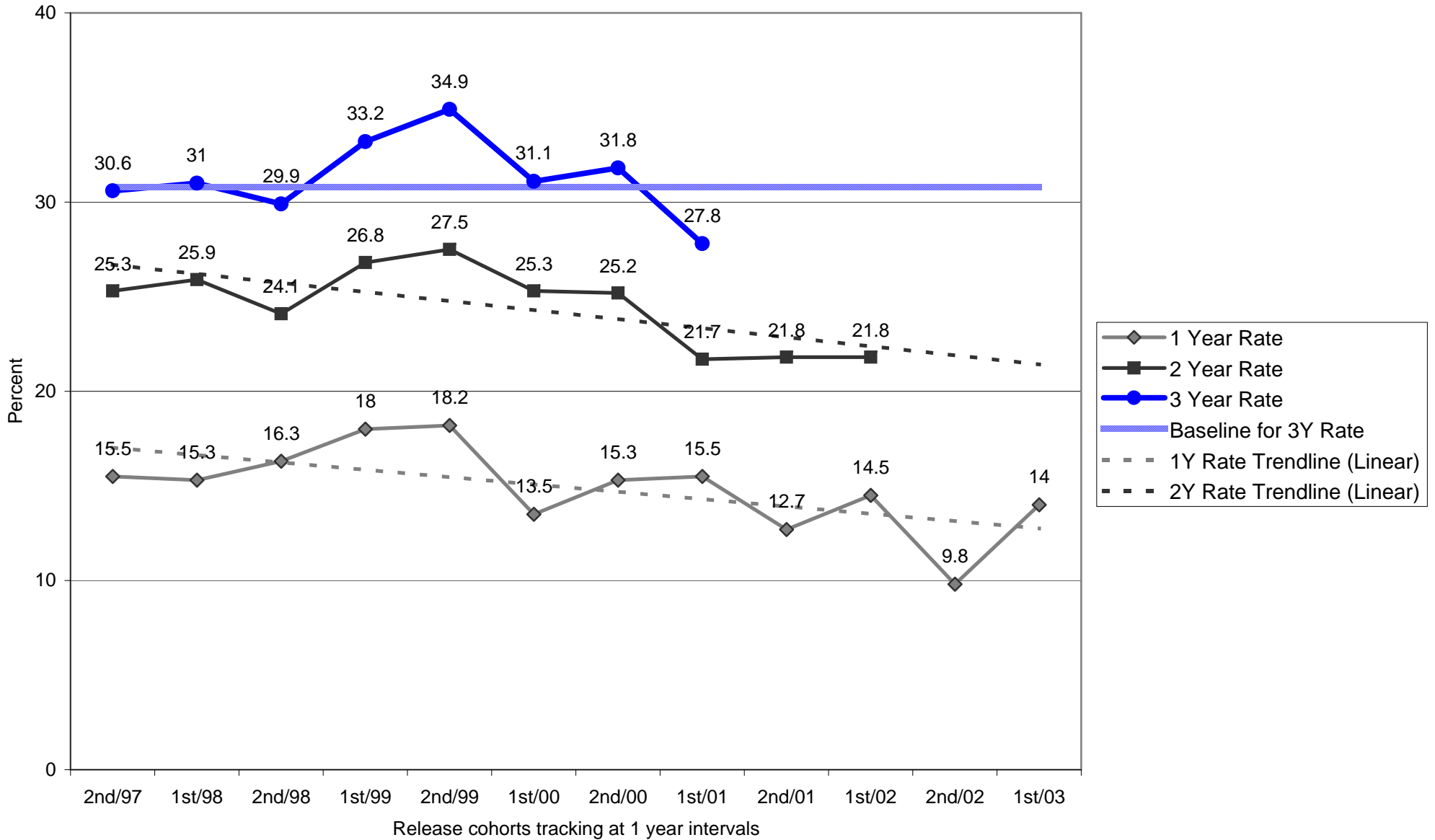


Parole/Post-Prison Supervision Recidivism Rates - 1st Half 2004



Parole/Post-Prison Supervision Recidivism Rates - 1st Half 2004

Multnomah County



**OREGON DEPARTMENT OF CORRECTIONS
 RECIDIVISM OF NEW PAROLEES AND PROBATIONERS
 Polk - Updated: November 2, 2004**

	PAROLE-PPS			PROBATION		
	Cumulative Percent Convicted of Any Felony After First Release to Parole-PPS			Cumulative Percent Convicted of Any Felony After First Sentence to Felony Probation		
	Percent convicted in ...months			Percent convicted in ...months		
Cohort	12	24	36	12	24	36
2nd/94	0.0	0.0	9.1	13.6	20.6	30.4
1st/95	7.1	7.1	7.1	13.2	17.9	20.3
2nd/95	17.4	30.4	36.0	3.4	12.3	17.9
1st/96	4.8	19.0	23.8	19.7	32.8	43.4
2nd/96	20.7	35.7	39.3	11.7	24.1	30.2
1st/97	17.6	17.6	26.3	10.3	30.5	34.5
2nd/97	20.0	25.9	33.3	7.0	20.8	28.9
1st/98	7.4	7.4	18.5	8.9	13.2	21.2
2nd/98	16.7	30.4	30.4	12.3	16.4	18.2
1st/99	4.0	15.4	25.9	5.8	9.3	13.5
2nd/99	6.3	10.3	22.2	11.9	17.0	18.2
1st/00	6.9	11.1	17.9	15.4	19.2	24.0
2nd/00	19.4	26.7	38.7	9.0	13.4	14.9
1st/01	14.6	20.5	22.5	10.3	13.8	18.2
2nd/01	12.1	12.9		20.0	29.2	
1st/02	9.5	23.7		14.8	15.5	
2nd/02	10.0			4.8		
1st/03	22.7			14.0		

Note: Slight changes from previous reports may occur due to data updating

Parole: Recidivism is defined as the total percentage of a release cohort that was convicted of any felony at any time within the specified number of months following release from prison.

A release cohort is defined as comprising all individuals who were released to parole or PPS during a six month period. It excludes those released from prison following a revocation from parole/PPS. Inmates initially released on temporary or transitional leave are also included as of their parole or PPS date

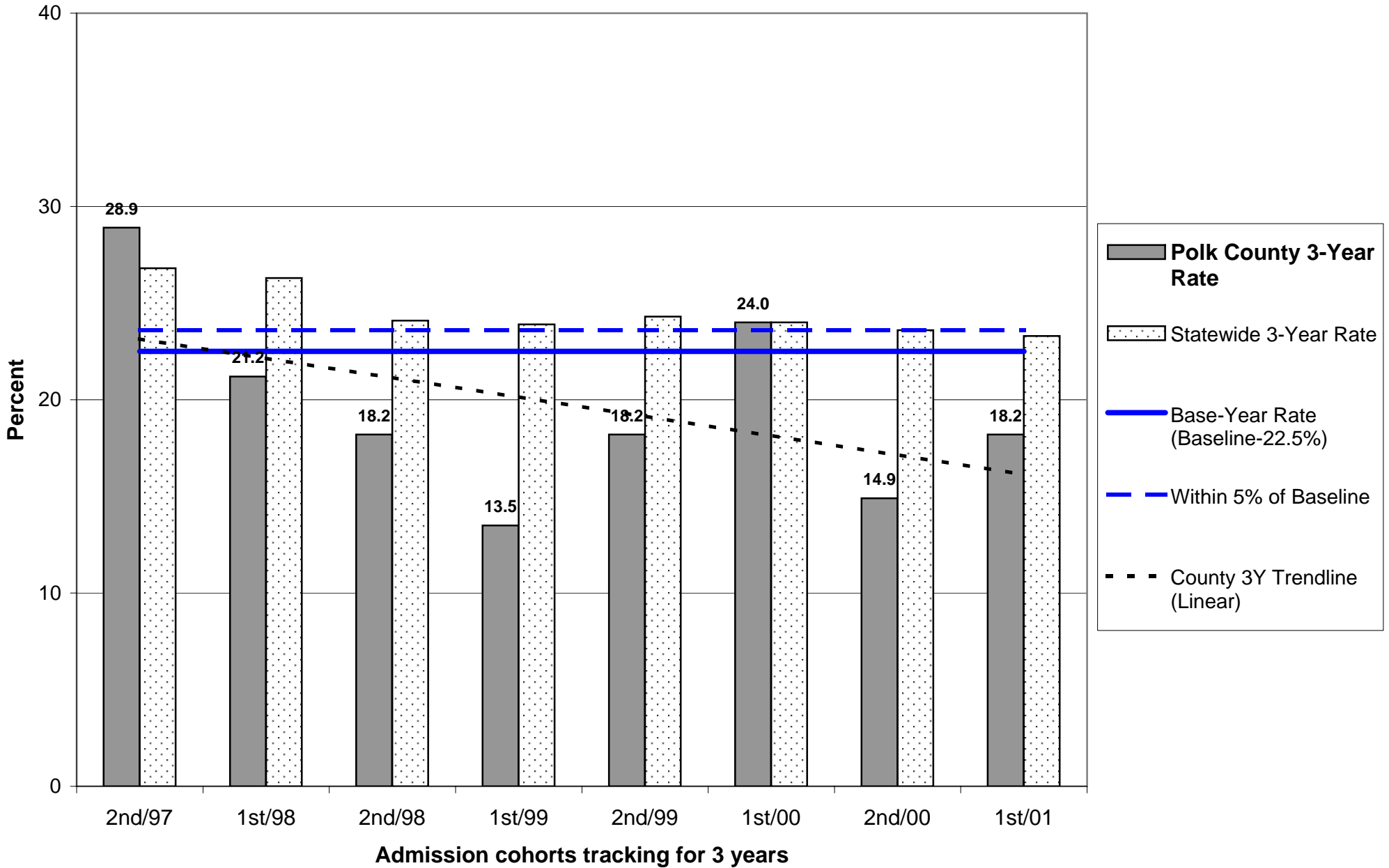
A county's release cohorts are defined as offenders under the county's supervision at the end of the specified number of months following release from incarceration, plus offenders who committed new felonies within that period.

Probation: Recidivism is defined as the total percentage of an admission cohort that was convicted of any felony at any time within the specified number of months after beginning probation

An admission cohort is defined as comprising all individuals who were sentenced for the first time to felony probation during the same six month period. Some offenders have been sentenced to probation more than once. Each new probation admission is considered a separate case

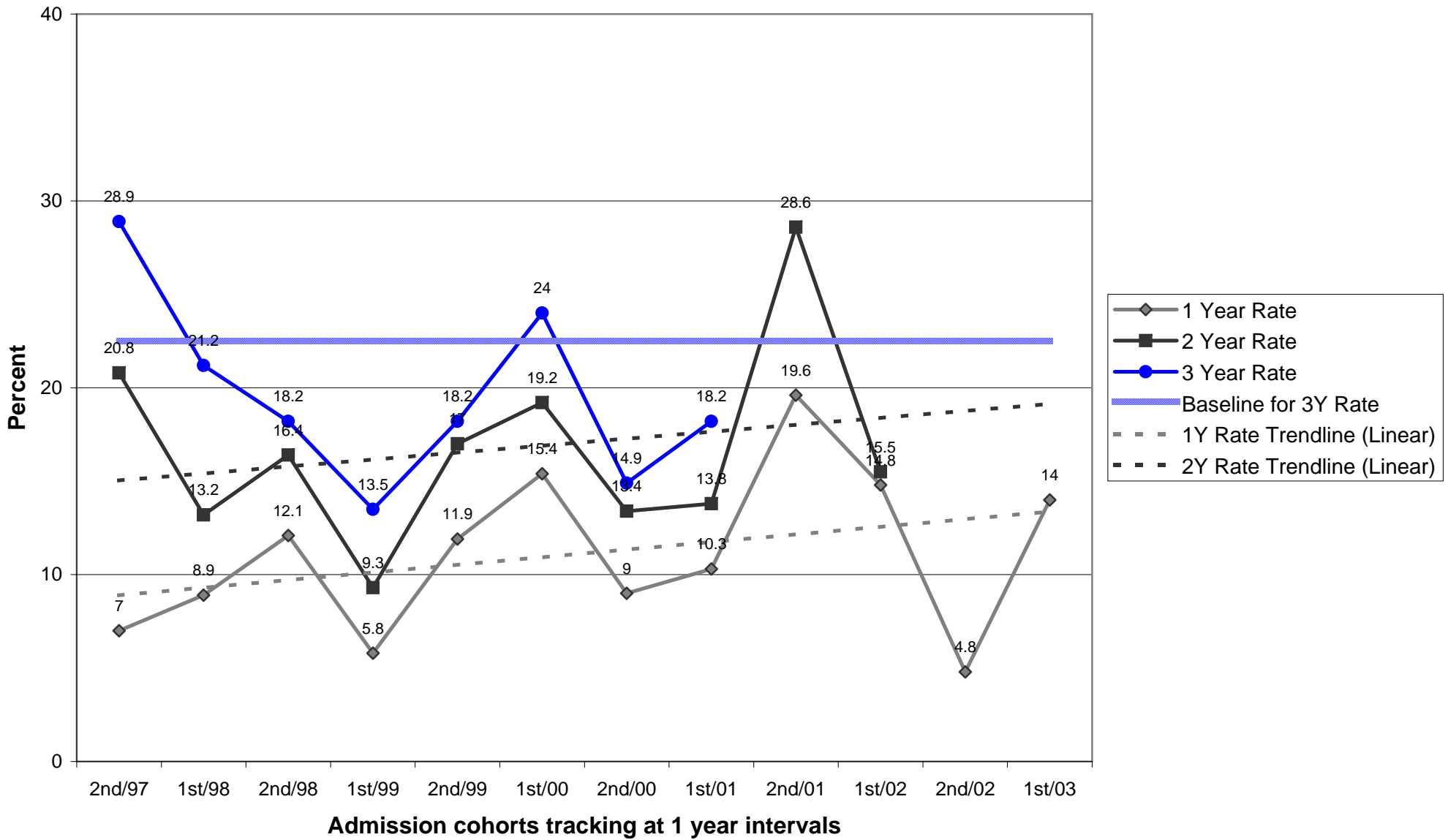
A county's admission cohorts are defined as offenders under the county's supervision at the end of the specified number of months following admission to probation, plus offenders who committed new felonies within that period.

Probation Recidivism Rates - 1st Half 2004

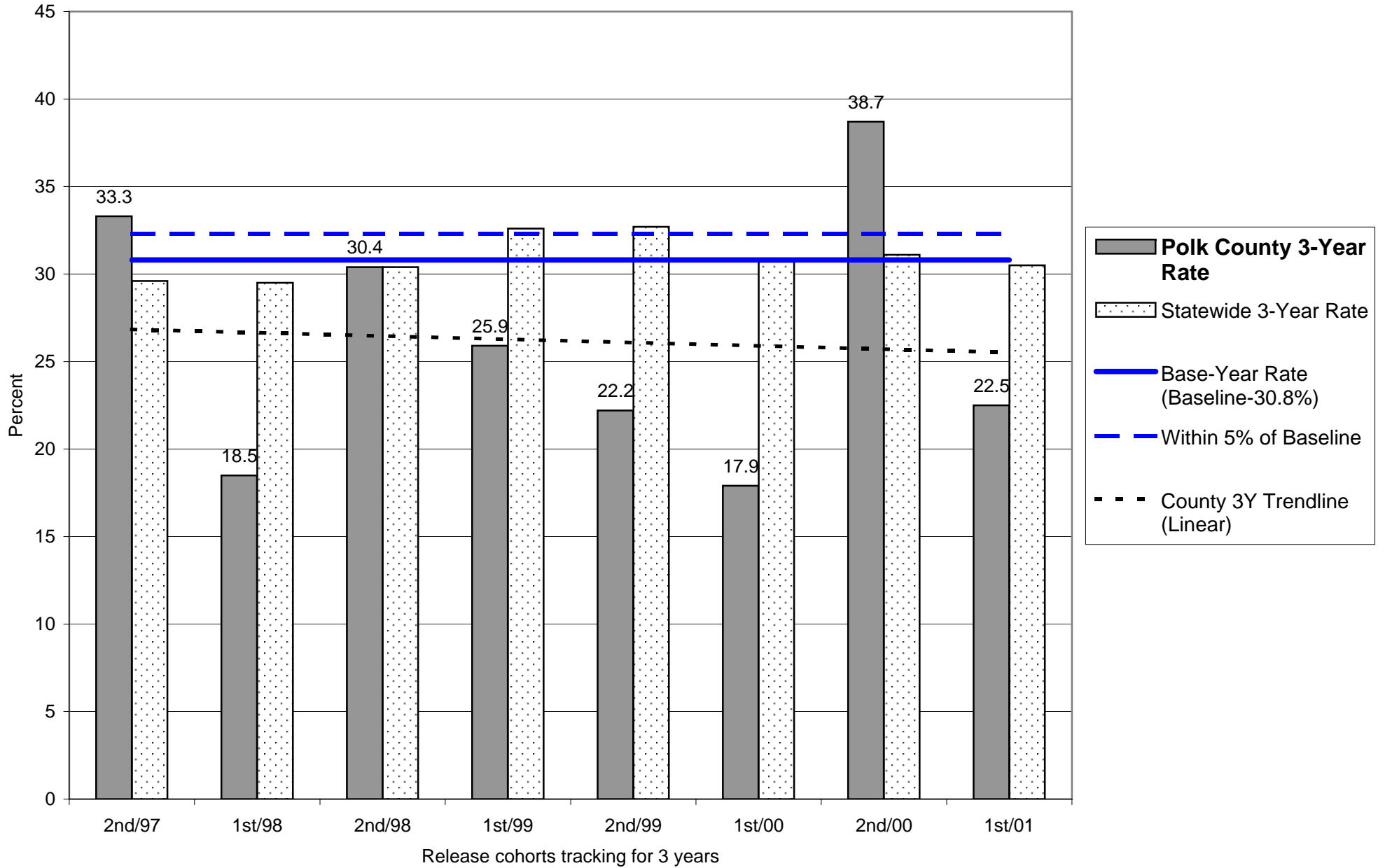


Probation Recidivism Rates - 1st Half 2004

Polk County

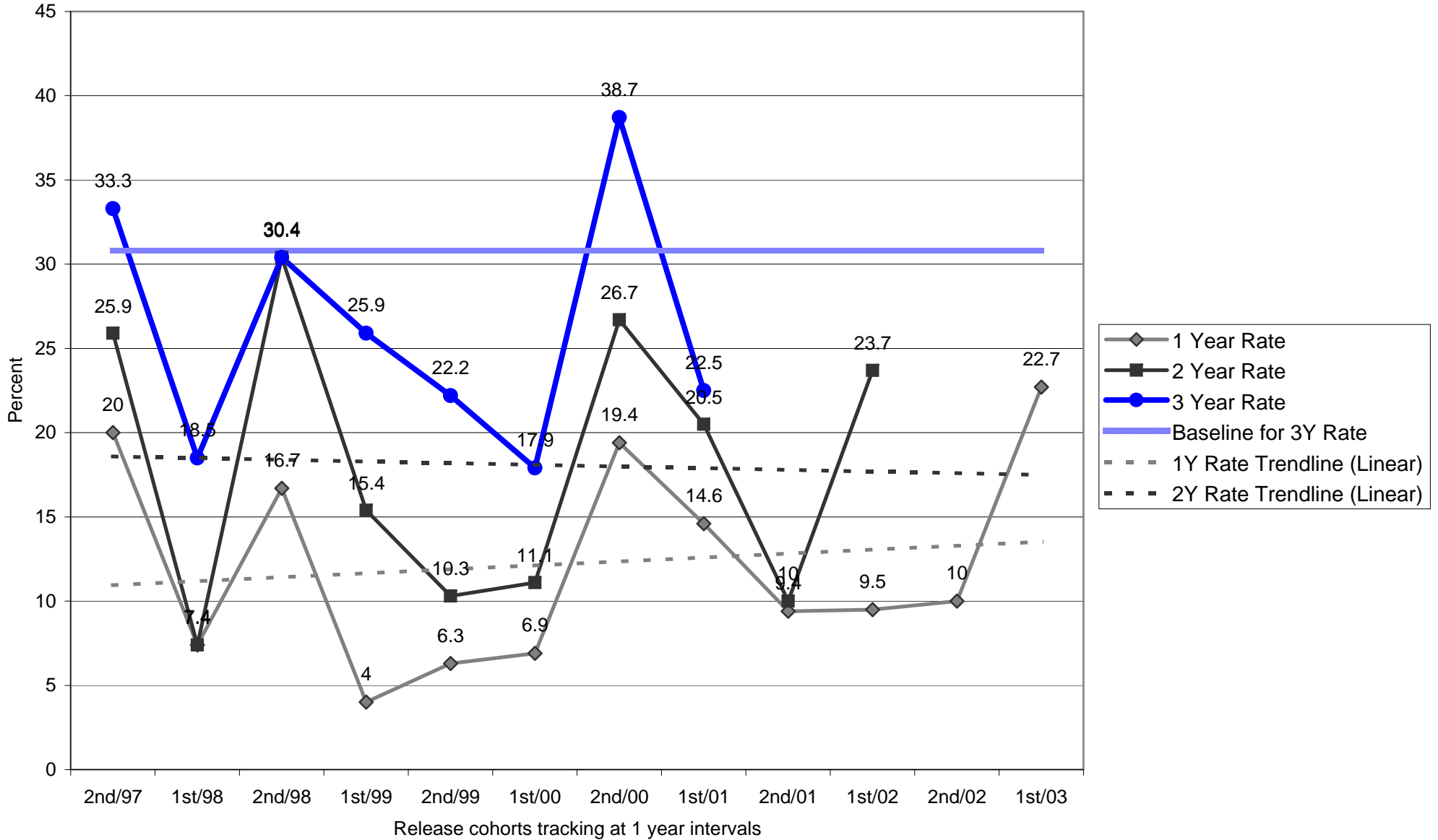


Parole/Post-Prison Supervision Recidivism Rates - 1st Half 2004



Parole/Post-Prison Supervision Recidivism Rates - 1st Half 2004

Polk County



**OREGON DEPARTMENT OF CORRECTIONS
 RECIDIVISM OF NEW PAROLEES AND PROBATIONERS
 Tillamook - Updated: November 2, 2004**

	PAROLE-PPS			PROBATION		
	Cumulative Percent Convicted of Any Felony After First Release to Parole-PPS			Cumulative Percent Convicted of Any Felony After First Sentence to Felony Probation		
	Percent convicted in ...months			Percent convicted in ...months		
Cohort	12	24	36	12	24	36
2nd/94	35.3	37.5	37.5	3.3	29.6	42.3
1st/95	0.0	11.1	11.1	27.3	38.1	38.1
2nd/95	0.0	10.0	26.3	21.7	36.0	43.5
1st/96	20.0	41.7	41.7	6.1	12.1	20.0
2nd/96	8.3	33.3	43.8	3.3	23.3	27.6
1st/97	11.8	11.8	11.1	9.1	17.4	26.1
2nd/97	0.0	15.4	14.3	13.0	20.0	30.8
1st/98	4.8	25.0	25.0	14.3	31.6	40.0
2nd/98	19.0	28.6	45.0	6.9	16.0	16.7
1st/99	16.7	28.0	32.0	9.1	15.6	15.6
2nd/99	12.0	16.7	30.4	8.6	10.8	12.1
1st/00	26.3	45.0	55.0	5.6	12.8	15.8
2nd/00	11.8	29.4	35.3	7.3	7.5	10.5
1st/01	11.8	26.7	26.7	9.7	12.5	12.5
2nd/01	4.8	5.0		14.0	19.6	
1st/02	0.0	8.3		0.0	0.0	
2nd/02	15.6			15.6		
1st/03	7.4			21.1		

Note: Slight changes from previous reports may occur due to data updating

Parole: Recidivism is defined as the total percentage of a release cohort that was convicted of any felony at any time within the specified number of months following release from prison.

A release cohort is defined as comprising all individuals who were released to parole or PPS during a six month period. It excludes those released from prison following a revocation from parole/PPS. Inmates initially released on temporary or transitional leave are also included as of their parole or PPS date

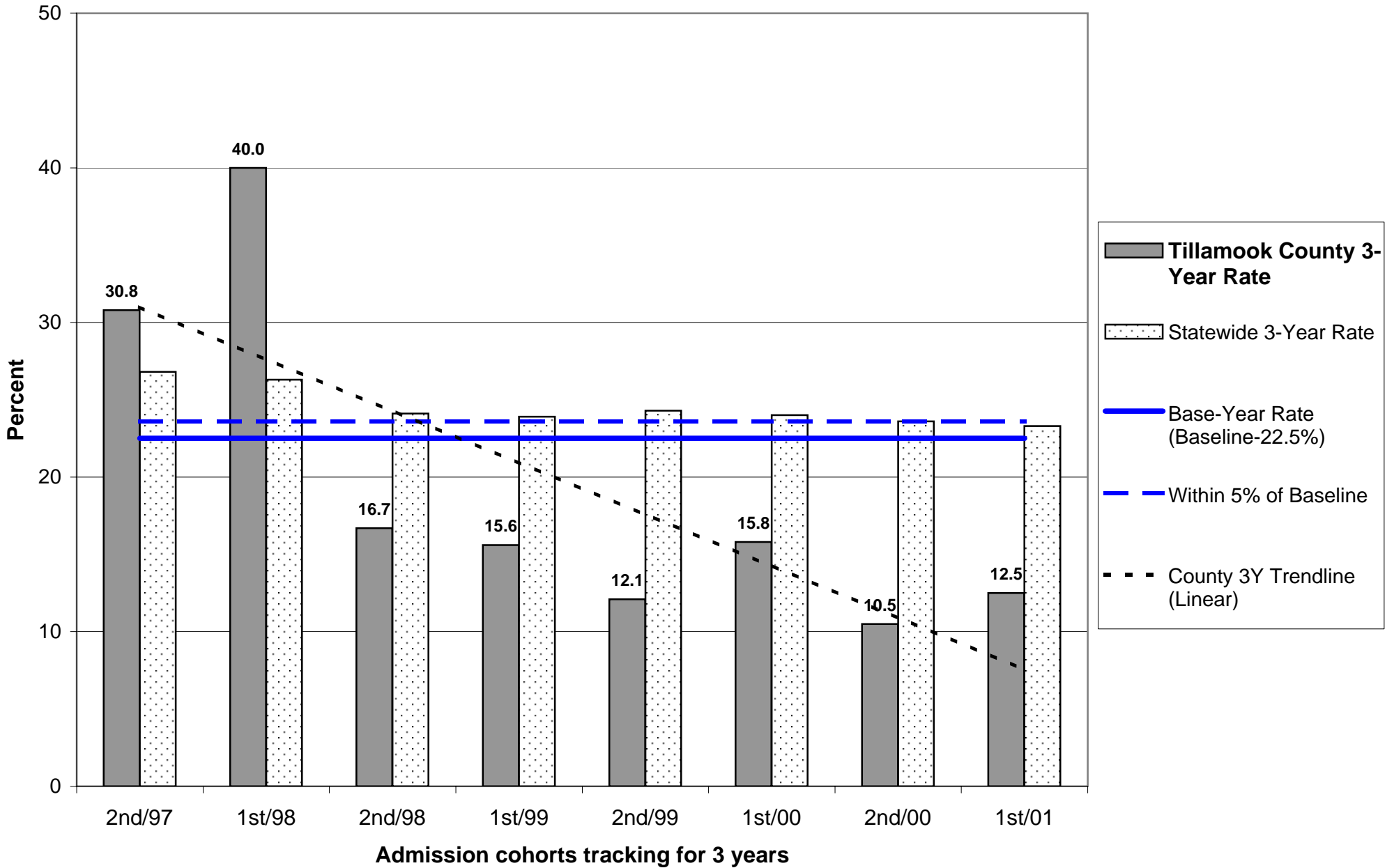
A county's release cohorts are defined as offenders under the county's supervision at the end of the specified number of months following release from incarceration, plus offenders who committed new felonies within that period.

Probation: Recidivism is defined as the total percentage of an admission cohort that was convicted of any felony at any time within the specified number of months after beginning probation

An admission cohort is defined as comprising all individuals who were sentenced for the first time to felony probation during the same six month period. Some offenders have been sentenced to probation more than once. Each new probation admission is considered a separate case

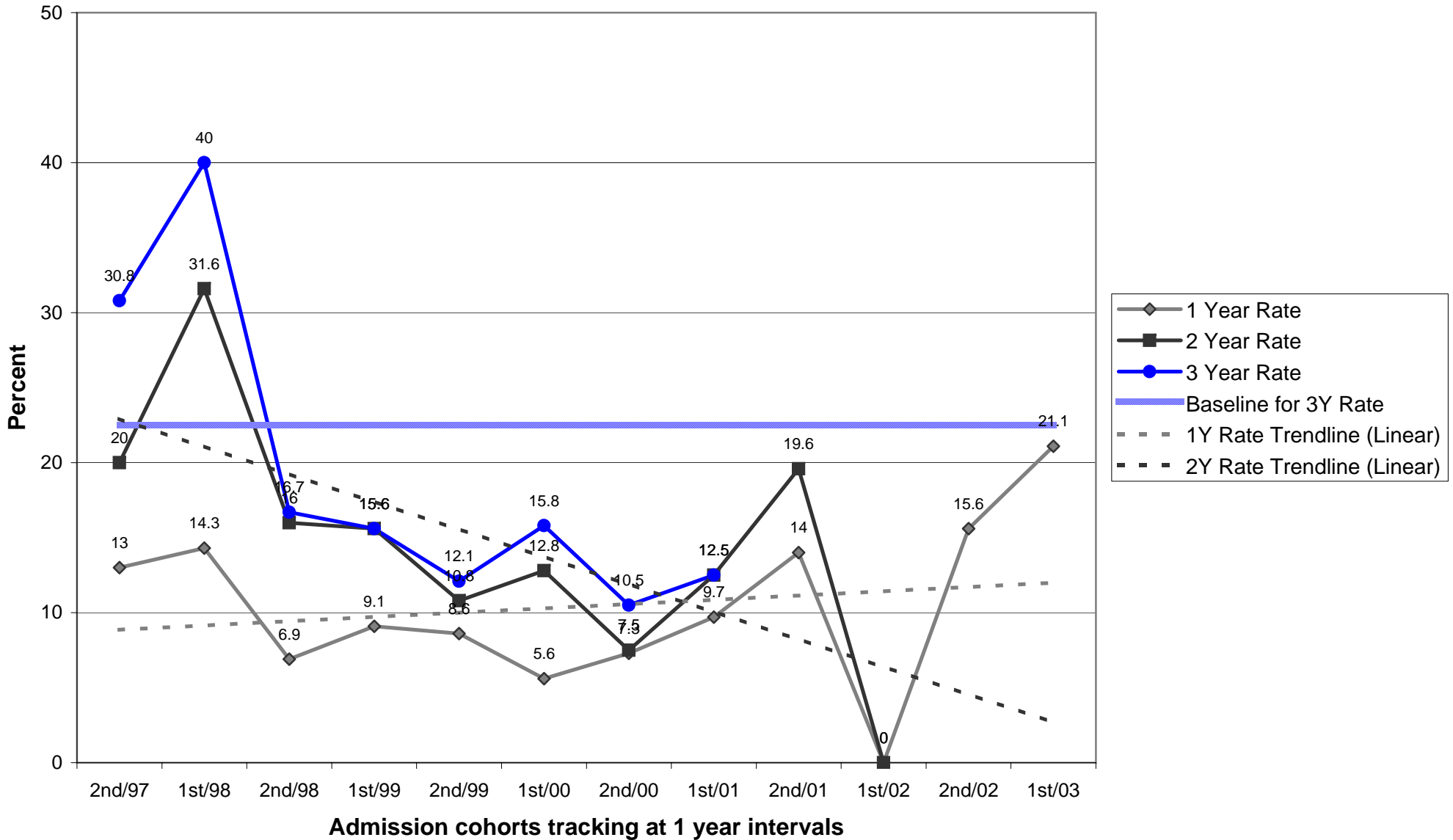
A county's admission cohorts are defined as offenders under the county's supervision at the end of the specified number of months following admission to probation, plus offenders who committed new felonies within that period.

Probation Recidivism Rates - 1st Half 2004



Probation Recidivism Rates - 1st Half 2004

Tillamook County



**OREGON DEPARTMENT OF CORRECTIONS
 RECIDIVISM OF NEW PAROLEES AND PROBATIONERS
 Wheeler/Sherman/Gilliam - Updated: November 2, 2004**

	PAROLE-PPS			PROBATION		
	Cumulative Percent Convicted of Any Felony After First Release to Parole-PPS			Cumulative Percent Convicted of Any Felony After First Sentence to Felony Probation		
	Percent convicted in ...months			Percent convicted in ...months		
Cohort	12	24	36	12	24	36
2nd/94	0.0	0.0	0.0	0.0	0.0	0.0
1st/95	0.0	0.0	0.0	0.0	0.0	0.0
2nd/95	0.0	0.0	0.0	0.0	0.0	0.0
1st/96	0.0	0.0	0.0	0.0	33.3	33.3
2nd/96	0.0	0.0	0.0	16.7	20.0	16.7
1st/97	0.0	0.0	100.0	0.0	0.0	0.0
2nd/97	0.0	0.0	0.0	0.0	7.7	8.3
1st/98	0.0	0.0	0.0	0.0	0.0	0.0
2nd/98	0.0	33.3	50.0	14.3	16.7	33.3
1st/99	25.0	20.0	20.0	14.3	25.0	25.0
2nd/99	0.0	0.0	0.0	0.0	0.0	0.0
1st/00	0.0	0.0	0.0	14.3	11.1	25.0
2nd/00	0.0	16.7	16.7	0.0	0.0	14.3
1st/01	0.0	0.0	0.0	14.3	16.7	16.7
2nd/01	25.0	25.0		0.0	0.0	
1st/02	0.0	0.0		12.5	12.5	
2nd/02	0.0			0.0		
1st/03	0.0			0.0		

Note: Slight changes from previous reports may occur due to data updating

Parole: Recidivism is defined as the total percentage of a release cohort that was convicted of any felony at any time within the specified number of months following release from prison.

A release cohort is defined as comprising all individuals who were released to parole or PPS during a six month period. It excludes those released from prison following a revocation from parole/PPS. Inmates initially released on temporary or transitional leave are also included as of their parole or PPS date

A county's release cohorts are defined as offenders under the county's supervision at the end of the specified number of months following release from incarceration, plus offenders who committed new felonies within that period.

Probation: Recidivism is defined as the total percentage of an admission cohort that was convicted of any felony at any time within the specified number of months after beginning probation

An admission cohort is defined as comprising all individuals who were sentenced for the first time to felony probation during the same six month period. Some offenders have been sentenced to probation more than once. Each new probation admission is considered a separate case

A county's admission cohorts are defined as offenders under the county's supervision at the end of the specified number of months following admission to probation, plus offenders who committed new felonies within that period.

**OREGON DEPARTMENT OF CORRECTIONS
 RECIDIVISM OF NEW PAROLEES AND PROBATIONERS
 Umatilla - Updated: November 2, 2004**

	PAROLE-PPS			PROBATION		
	Cumulative Percent Convicted of Any Felony After First Release to Parole-PPS			Cumulative Percent Convicted of Any Felony After First Sentence to Felony Probation		
	Percent convicted in ...months			Percent convicted in ...months		
Cohort	12	24	36	12	24	36
2nd/94	17.4	29.2	39.1	11.1	24.2	31.9
1st/95	17.2	29.0	40.0	15.9	21.5	27.8
2nd/95	10.5	22.2	29.7	21.7	32.7	39.6
1st/96	25.9	41.4	43.3	18.4	31.5	33.0
2nd/96	13.0	16.3	25.6	9.6	20.5	26.5
1st/97	28.2	37.8	42.1	14.9	21.7	27.3
2nd/97	12.1	30.3	40.6	19.7	28.9	34.8
1st/98	17.6	26.5	29.4	23.1	35.8	41.1
2nd/98	13.3	21.4	20.7	16.5	25.2	30.7
1st/99	12.8	17.1	26.8	16.3	21.6	24.2
2nd/99	8.7	17.4	24.4	15.1	21.0	27.2
1st/00	7.5	11.8	20.0	7.1	19.3	24.8
2nd/00	8.0	23.5	29.8	6.8	9.8	18.9
1st/01	12.9	20.6	27.0	16.1	22.8	26.8
2nd/01	9.8	21.8		12.0	17.6	
1st/02	6.0	11.8		13.3	28.7	
2nd/02	13.6			13.4		
1st/03	12.8			14.6		

Note: Slight changes from previous reports may occur due to data updating

Parole: Recidivism is defined as the total percentage of a release cohort that was convicted of any felony at any time within the specified number of months following release from prison.

A release cohort is defined as comprising all individuals who were released to parole or PPS during a six month period. It excludes those released from prison following a revocation from parole/PPS. Inmates initially released on temporary or transitional leave are also included as of their parole or PPS date

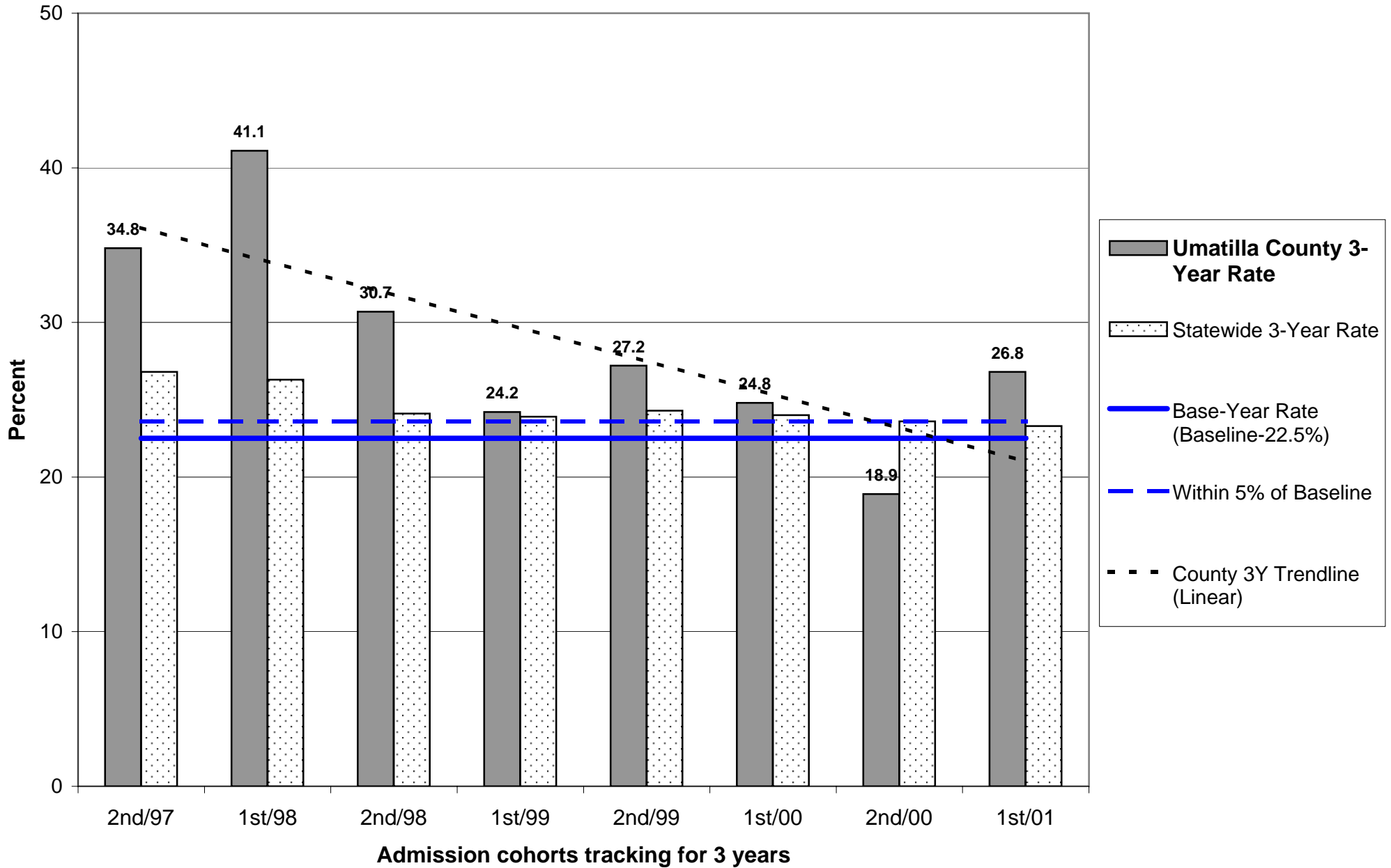
A county's release cohorts are defined as offenders under the county's supervision at the end of the specified number of months following release from incarceration, plus offenders who committed new felonies within that period.

Probation: Recidivism is defined as the total percentage of an admission cohort that was convicted of any felony at any time within the specified number of months after beginning probation

An admission cohort is defined as comprising all individuals who were sentenced for the first time to felony probation during the same six month period. Some offenders have been sentenced to probation more than once. Each new probation admission is considered a separate case

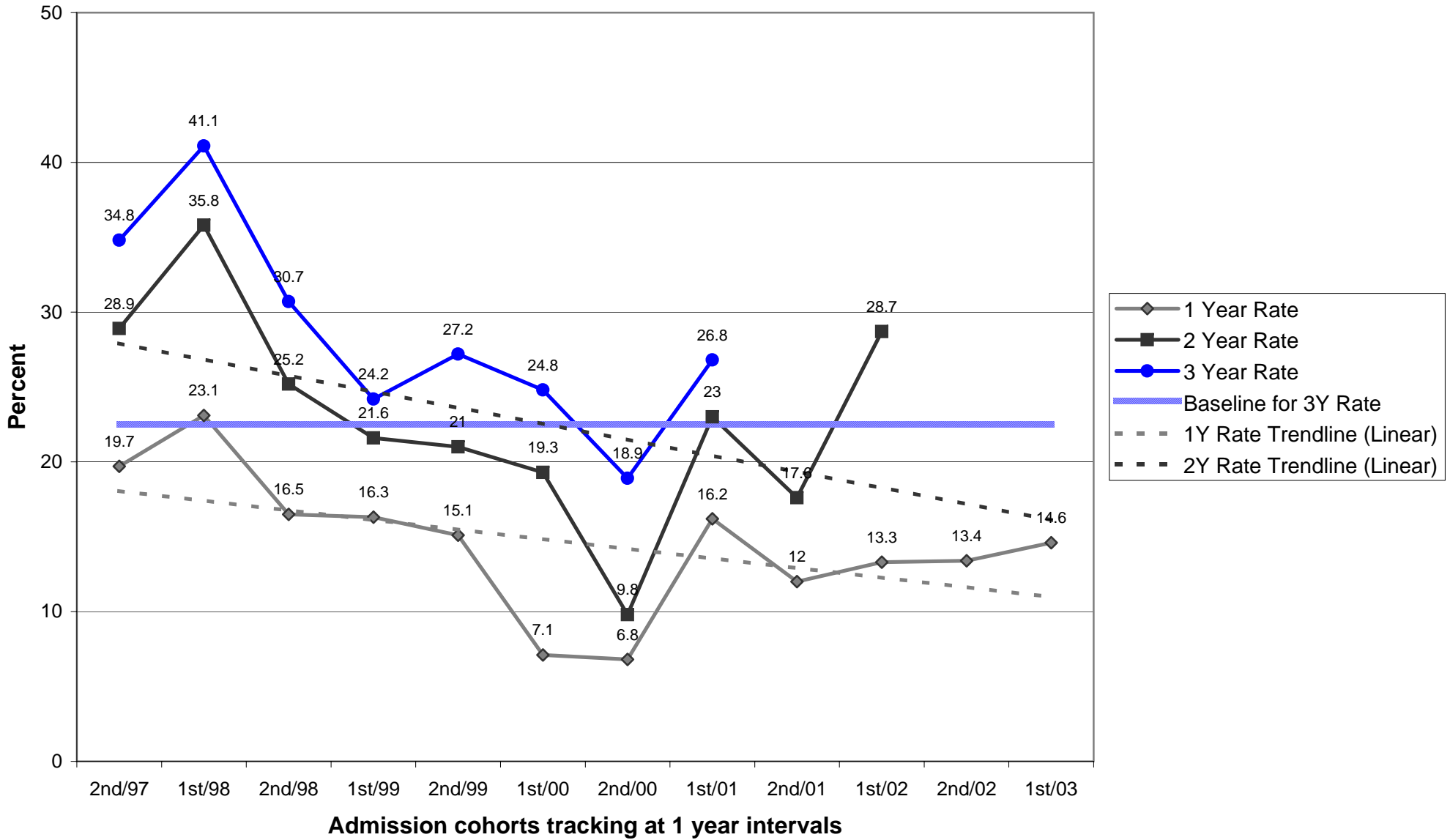
A county's admission cohorts are defined as offenders under the county's supervision at the end of the specified number of months following admission to probation, plus offenders who committed new felonies within that period.

Probation Recidivism Rates - 1st Half 2004

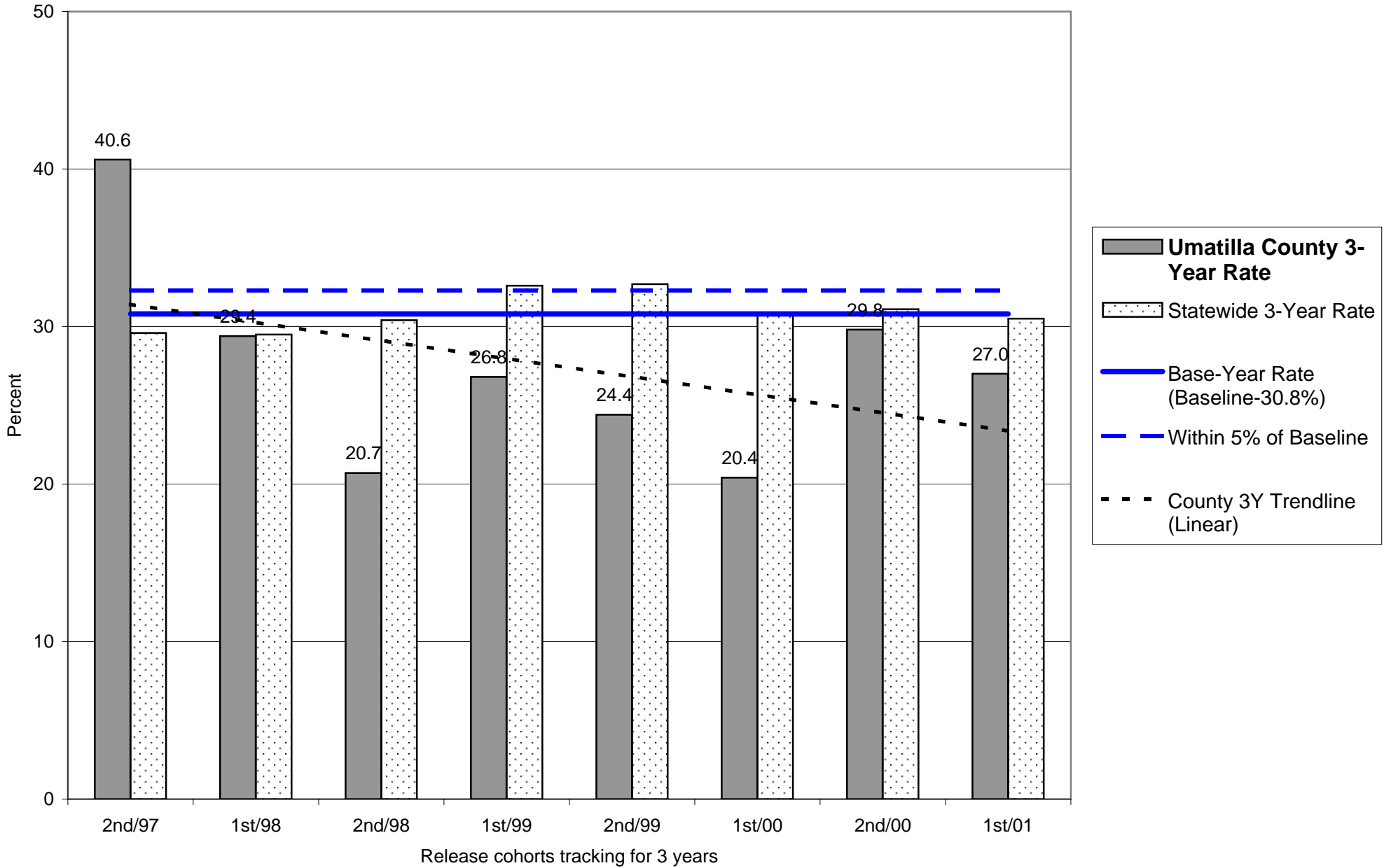


Probation Recidivism Rates - 1st Half 2004

Umatilla County

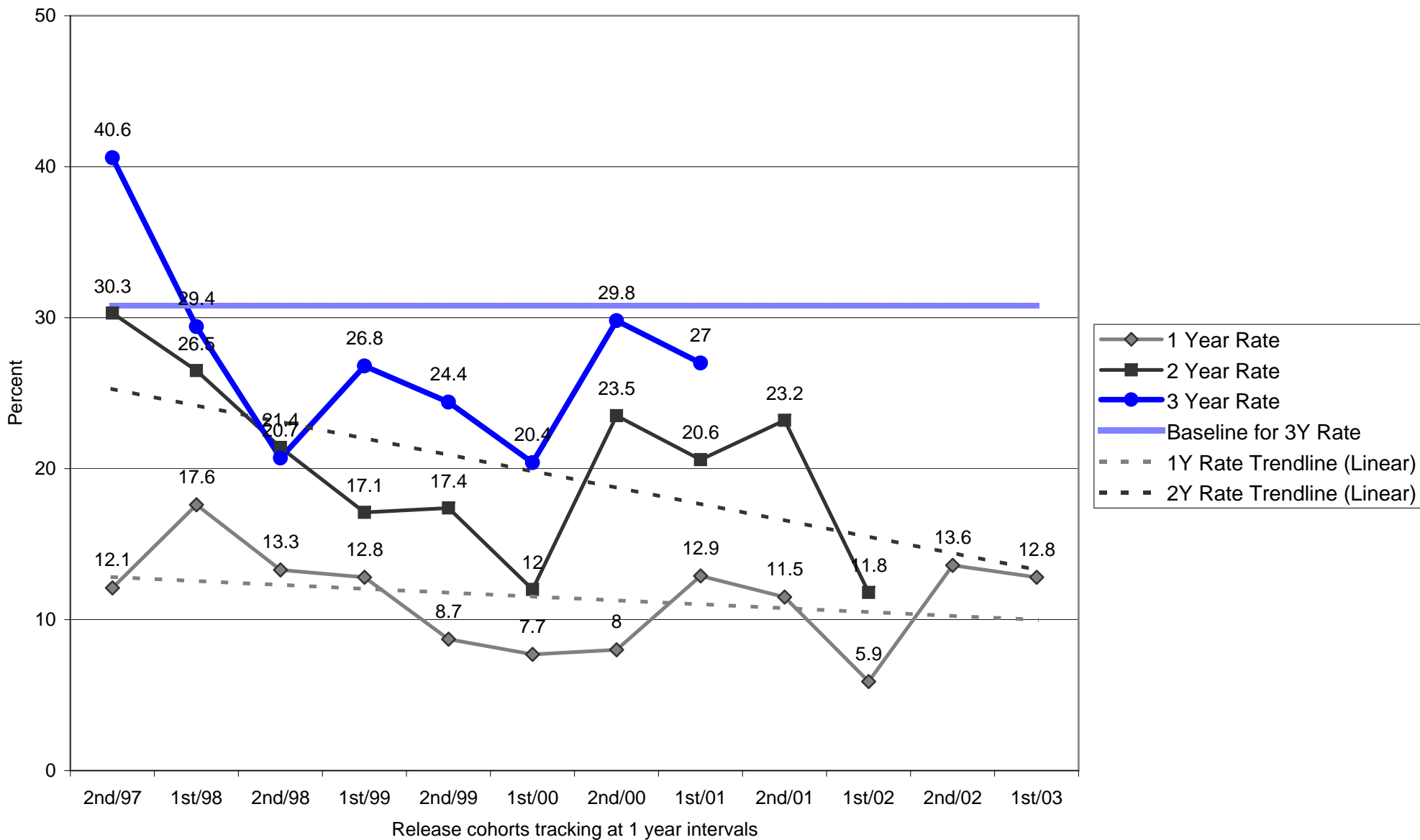


Parole/Post-Prison Supervision Recidivism Rates - 1st Half 2004



Parole/Post-Prison Supervision Recidivism Rates - 1st Half 2004

Umatilla County



**OREGON DEPARTMENT OF CORRECTIONS
 RECIDIVISM OF NEW PAROLEES AND PROBATIONERS
 Union - Updated: November 2, 2004**

	PAROLE-PPS			PROBATION		
	Cumulative Percent Convicted of Any Felony After First Release to Parole-PPS			Cumulative Percent Convicted of Any Felony After First Sentence to Felony Probation		
	Percent convicted in ...months			Percent convicted in ...months		
Cohort	12	24	36	12	24	36
2nd/94	0.0	25.0	25.0	3.4	7.1	17.2
1st/95	0.0	40.0	40.0	17.5	27.0	34.2
2nd/95	36.8	52.6	55.0	16.2	35.3	45.7
1st/96	0.0	66.7	40.0	13.5	18.2	26.5
2nd/96	22.2	37.5	44.4	7.7	26.3	34.2
1st/97	50.0	50.0	50.0	17.0	26.1	33.3
2nd/97	40.0	50.0	50.0	12.5	22.7	28.6
1st/98	0.0	0.0	10.0	21.6	27.0	33.3
2nd/98	27.3	36.4	50.0	17.2	31.0	29.0
1st/99	9.5	42.9	57.1	15.0	28.9	30.8
2nd/99	11.8	17.6	23.5	7.9	26.3	28.9
1st/00	0.0	7.7	16.7	20.0	22.6	25.8
2nd/00	18.2	27.3	45.5	17.6	26.5	28.6
1st/01	13.6	20.0	35.0	17.1	21.9	21.9
2nd/01	0.0	22.2		14.3	23.8	
1st/02	13.3	20.0		14.3	27.9	
2nd/02	18.8			2.8		
1st/03	7.7			3.0		

Note: Slight changes from previous reports may occur due to data updating

Parole: Recidivism is defined as the total percentage of a release cohort that was convicted of any felony at any time within the specified number of months following release from prison.

A release cohort is defined as comprising all individuals who were released to parole or PPS during a six month period. It excludes those released from prison following a revocation from parole/PPS. Inmates initially released on temporary or transitional leave are also included as of their parole or PPS date

A county's release cohorts are defined as offenders under the county's supervision at the end of the specified number of months following release from incarceration, plus offenders who committed new felonies within that period.

Probation: Recidivism is defined as the total percentage of an admission cohort that was convicted of any felony at any time within the specified number of months after beginning probation

An admission cohort is defined as comprising all individuals who were sentenced for the first time to felony probation during the same six month period. Some offenders have been sentenced to probation more than once. Each new probation admission is considered a separate case

A county's admission cohorts are defined as offenders under the county's supervision at the end of the specified number of months following admission to probation, plus offenders who committed new felonies within that period.

**OREGON DEPARTMENT OF CORRECTIONS
 RECIDIVISM OF NEW PAROLEES AND PROBATIONERS
 Wallowa - Updated: November 2, 2004**

	PAROLE-PPS			PROBATION		
	Cumulative Percent Convicted of Any Felony After First Release to Parole-PPS			Cumulative Percent Convicted of Any Felony After First Sentence to Felony Probation		
	Percent convicted in ...months			Percent convicted in ...months		
Cohort	12	24	36	12	24	36
2nd/94	0.0	0.0	0.0	0.0	0.0	0.0
1st/95	0.0	0.0	0.0	0.0	0.0	0.0
2nd/95	0.0	0.0	0.0	0.0	0.0	0.0
1st/96	0.0	100.0	100.0	0.0	33.3	33.3
2nd/96	0.0	0.0	0.0	0.0	0.0	33.3
1st/97	20.0	20.0	40.0	0.0	0.0	0.0
2nd/97	0.0	0.0	0.0	0.0	0.0	0.0
1st/98	0.0	0.0	0.0	0.0	0.0	0.0
2nd/98	0.0	0.0	0.0	20.0	37.5	37.5
1st/99	0.0	0.0	0.0	0.0	0.0	0.0
2nd/99	0.0	100.0	100.0	16.7	14.3	14.3
1st/00	33.3	33.3	33.3	25.0	66.7	50.0
2nd/00	0.0	0.0	0.0	0.0	25.0	25.0
1st/01	0.0	0.0	0.0	20.0	50.0	50.0
2nd/01	0.0	0.0	0.0	0.0	0.0	
1st/02	0.0	0.0	0.0	40.0	40.0	
2nd/02	0.0			11.1		
1st/03	0.0			25.0		

Note: Slight changes from previous reports may occur due to data updating

Parole: Recidivism is defined as the total percentage of a release cohort that was convicted of any felony at any time within the specified number of months following release from prison.

A release cohort is defined as comprising all individuals who were released to parole or PPS during a six month period. It excludes those released from prison following a revocation from parole/PPS. Inmates initially released on temporary or transitional leave are also included as of their parole or PPS date

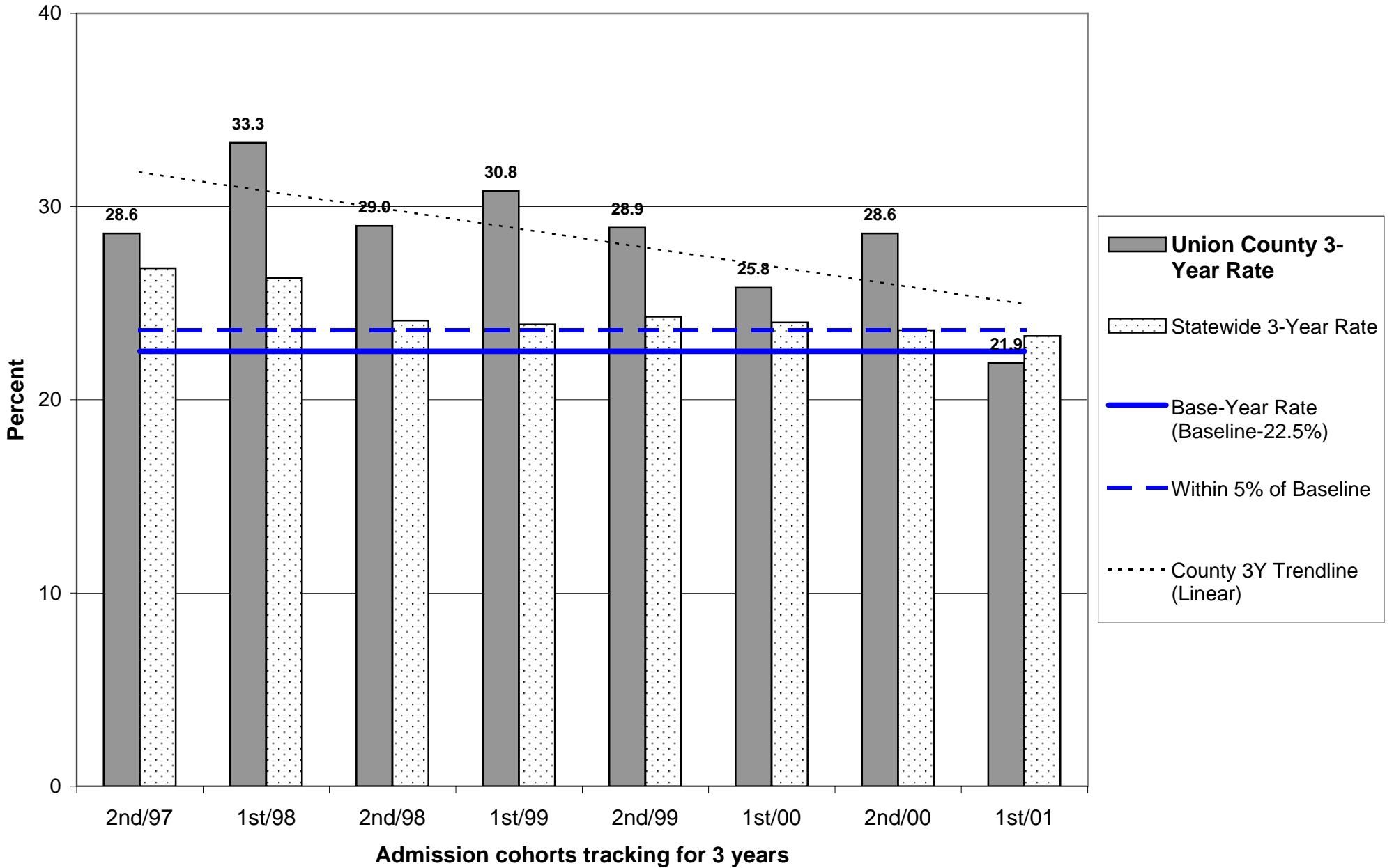
A county's release cohorts are defined as offenders under the county's supervision at the end of the specified number of months following release from incarceration, plus offenders who committed new felonies within that period.

Probation: Recidivism is defined as the total percentage of an admission cohort that was convicted of any felony at any time within the specified number of months after beginning probation

An admission cohort is defined as comprising all individuals who were sentenced for the first time to felony probation during the same six month period. Some offenders have been sentenced to probation more than once. Each new probation admission is considered a separate case

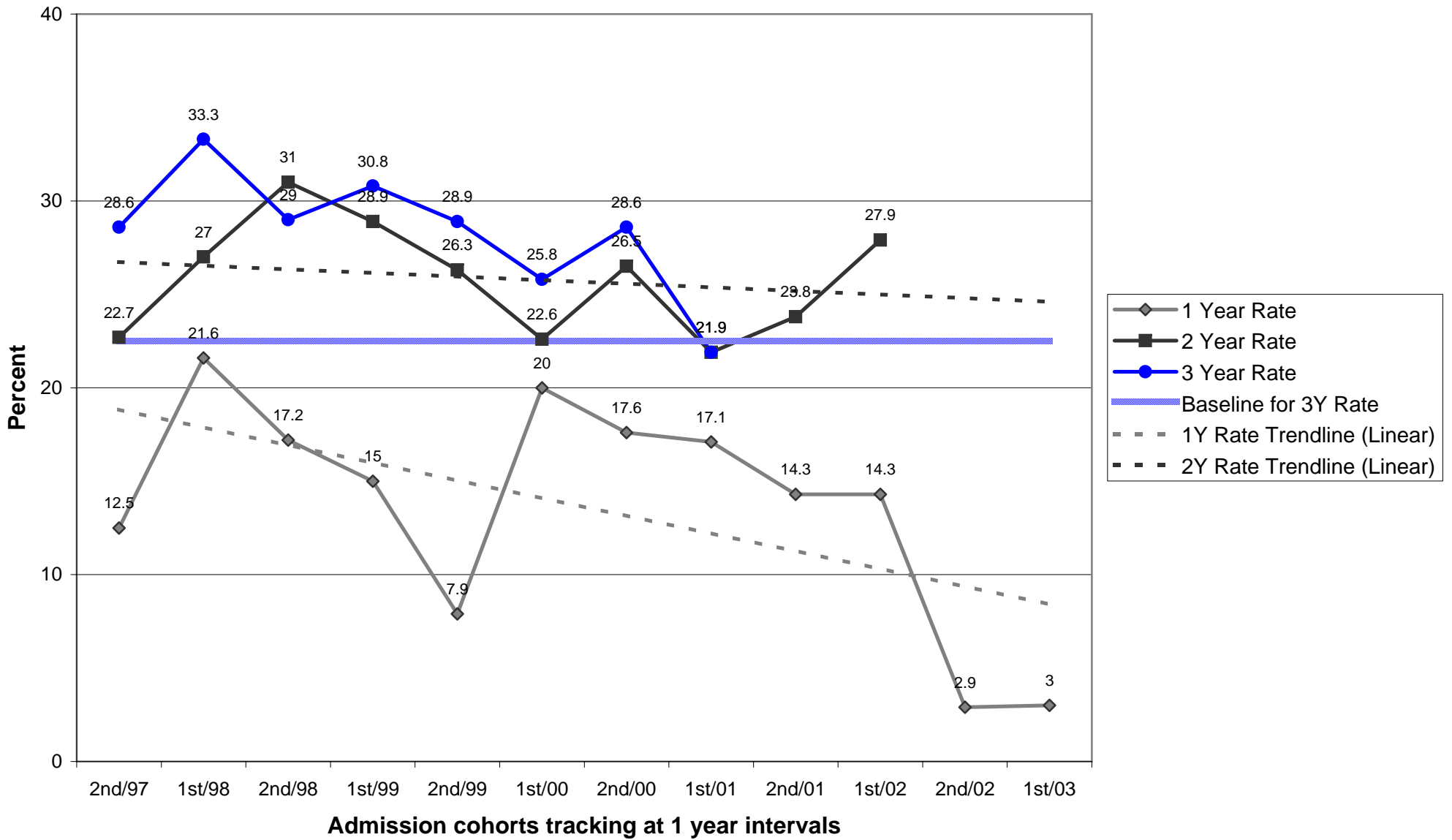
A county's admission cohorts are defined as offenders under the county's supervision at the end of the specified number of months following admission to probation, plus offenders who committed new felonies within that period.

Probation Recidivism Rates - 1st Half 2004



Probation Recidivism Rates - 1st Half 2004

Union County



**OREGON DEPARTMENT OF CORRECTIONS
 RECIDIVISM OF NEW PAROLEES AND PROBATIONERS
 Wasco - Updated: November 2, 2004**

	PAROLE-PPS			PROBATION		
	Cumulative Percent Convicted of Any Felony After First Release to Parole-PPS			Cumulative Percent Convicted of Any Felony After First Sentence to Felony Probation		
	Percent convicted in ...months			Percent convicted in ...months		
Cohort	12	24	36	12	24	36
2nd/94	22.2	44.4	44.4	15.6	29.0	33.3
1st/95	28.6	43.8	50.0	19.6	32.7	37.7
2nd/95	35.0	47.6	50.0	11.1	22.7	27.9
1st/96	17.2	36.7	48.4	13.0	21.6	21.6
2nd/96	23.5	35.3	38.9	11.3	19.6	28.8
1st/97	9.1	18.2	23.8	16.4	25.0	25.0
2nd/97	14.3	16.7	40.0	16.2	26.2	28.1
1st/98	0.0	6.7	13.3	13.4	22.2	24.2
2nd/98	20.0	20.0	20.0	13.0	19.6	27.7
1st/99	25.0	33.3	45.5	10.9	15.9	20.5
2nd/99	11.1	27.8	31.6	7.8	9.8	15.4
1st/00	4.2	8.7	13.6	8.3	12.0	11.5
2nd/00	8.7	13.0	17.4	10.7	17.9	17.9
1st/01	15.8	22.2	27.8	3.4	11.1	18.5
2nd/01	12.5	21.7		5.6	11.1	
1st/02	0.0	9.1		0.0	7.9	
2nd/02	9.5			12.5		
1st/03	0.0			4.9		

Note: Slight changes from previous reports may occur due to data updating

Parole: Recidivism is defined as the total percentage of a release cohort that was convicted of any felony at any time within the specified number of months following release from prison.

A release cohort is defined as comprising all individuals who were released to parole or PPS during a six month period. It excludes those released from prison following a revocation from parole/PPS. Inmates initially released on temporary or transitional leave are also included as of their parole or PPS date

A county's release cohorts are defined as offenders under the county's supervision at the end of the specified number of months following release from incarceration, plus offenders who committed new felonies within that period.

Probation: Recidivism is defined as the total percentage of an admission cohort that was convicted of any felony at any time within the specified number of months after beginning probation

An admission cohort is defined as comprising all individuals who were sentenced for the first time to felony probation during the same six month period. Some offenders have been sentenced to probation more than once. Each new probation admission is considered a separate case

A county's admission cohorts are defined as offenders under the county's supervision at the end of the specified number of months following admission to probation, plus offenders who committed new felonies within that period.

**OREGON DEPARTMENT OF CORRECTIONS
 RECIDIVISM OF NEW PAROLEES AND PROBATIONERS
 Washington - Updated: November 2, 2004**

	PAROLE-PPS			PROBATION		
	Cumulative Percent Convicted of Any Felony After First Release to Parole-PPS			Cumulative Percent Convicted of Any Felony After First Sentence to Felony Probation		
	Percent convicted in ...months			Percent convicted in ...months		
Cohort	12	24	36	12	24	36
2nd/94	13.6	29.9	33.3	10.6	21.7	25.3
1st/95	15.9	28.0	34.5	17.2	24.6	30.6
2nd/95	18.4	25.0	32.1	10.7	18.6	25.6
1st/96	17.0	26.5	35.4	11.6	22.3	28.8
2nd/96	14.8	30.5	37.5	11.7	20.2	25.0
1st/97	16.5	31.9	39.1	12.8	20.8	23.9
2nd/97	12.6	23.6	27.2	15.4	22.7	27.3
1st/98	14.9	27.6	33.3	14.8	22.9	26.7
2nd/98	14.6	27.6	32.0	11.2	18.4	22.9
1st/99	17.6	29.1	36.8	9.0	16.1	20.8
2nd/99	15.9	23.9	31.5	13.1	19.8	25.3
1st/00	10.7	20.6	31.6	11.2	18.3	21.8
2nd/00	12.3	21.5	30.7	10.3	16.7	21.4
1st/01	15.1	26.9	31.8	9.8	17.8	21.8
2nd/01	14.2	25.3		11.5	18.3	
1st/02	13.3	22.9		11.5	18.6	
2nd/02	9.3			8.2		
1st/03	8.9			8.1		

Note: Slight changes from previous reports may occur due to data updating

Parole: Recidivism is defined as the total percentage of a release cohort that was convicted of any felony at any time within the specified number of months following release from prison.

A release cohort is defined as comprising all individuals who were released to parole or PPS during a six month period. It excludes those released from prison following a revocation from parole/PPS. Inmates initially released on temporary or transitional leave are also included as of their parole or PPS date

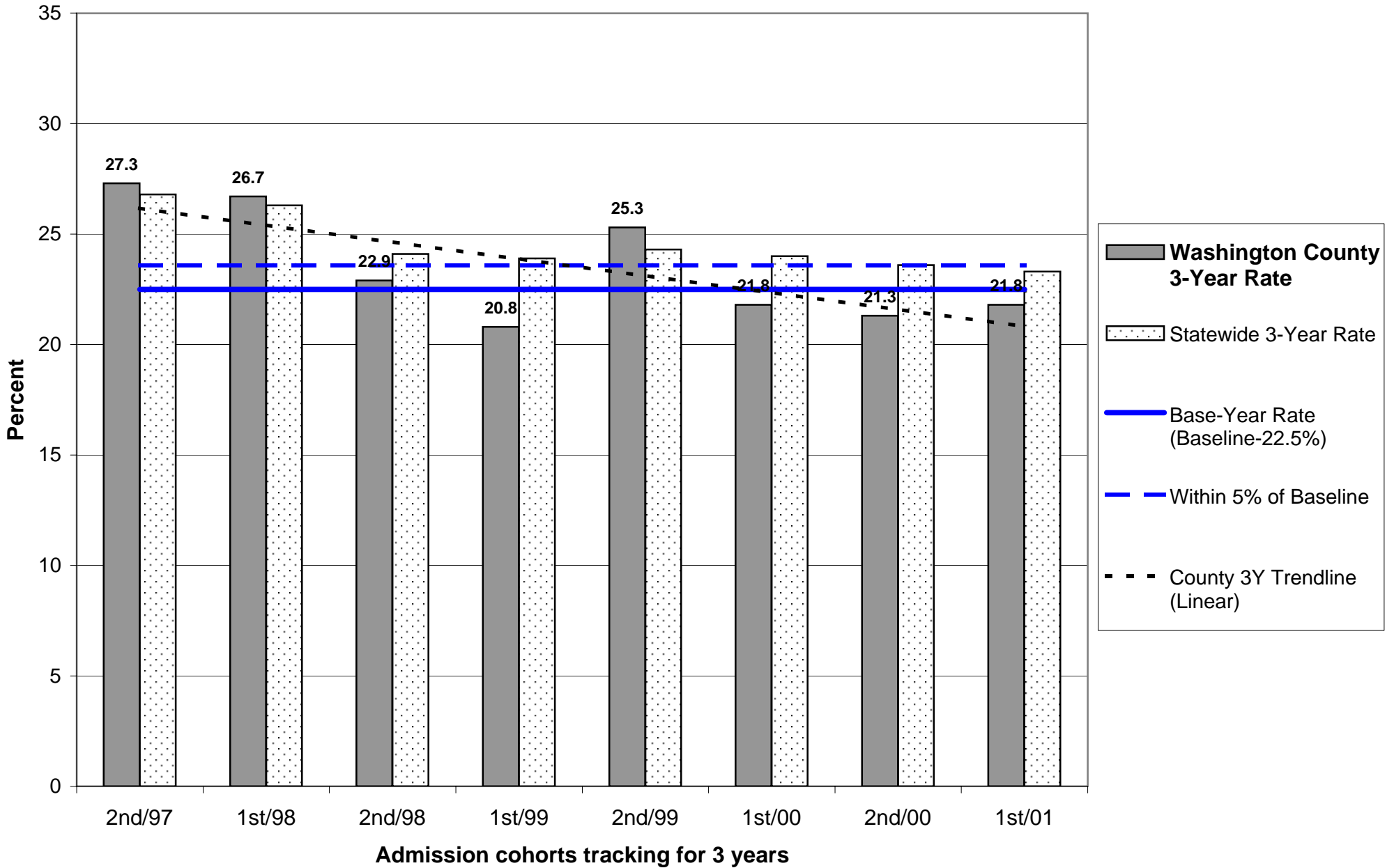
A county's release cohorts are defined as offenders under the county's supervision at the end of the specified number of months following release from incarceration, plus offenders who committed new felonies within that period.

Probation: Recidivism is defined as the total percentage of an admission cohort that was convicted of any felony at any time within the specified number of months after beginning probation

An admission cohort is defined as comprising all individuals who were sentenced for the first time to felony probation during the same six month period. Some offenders have been sentenced to probation more than once. Each new probation admission is considered a separate case

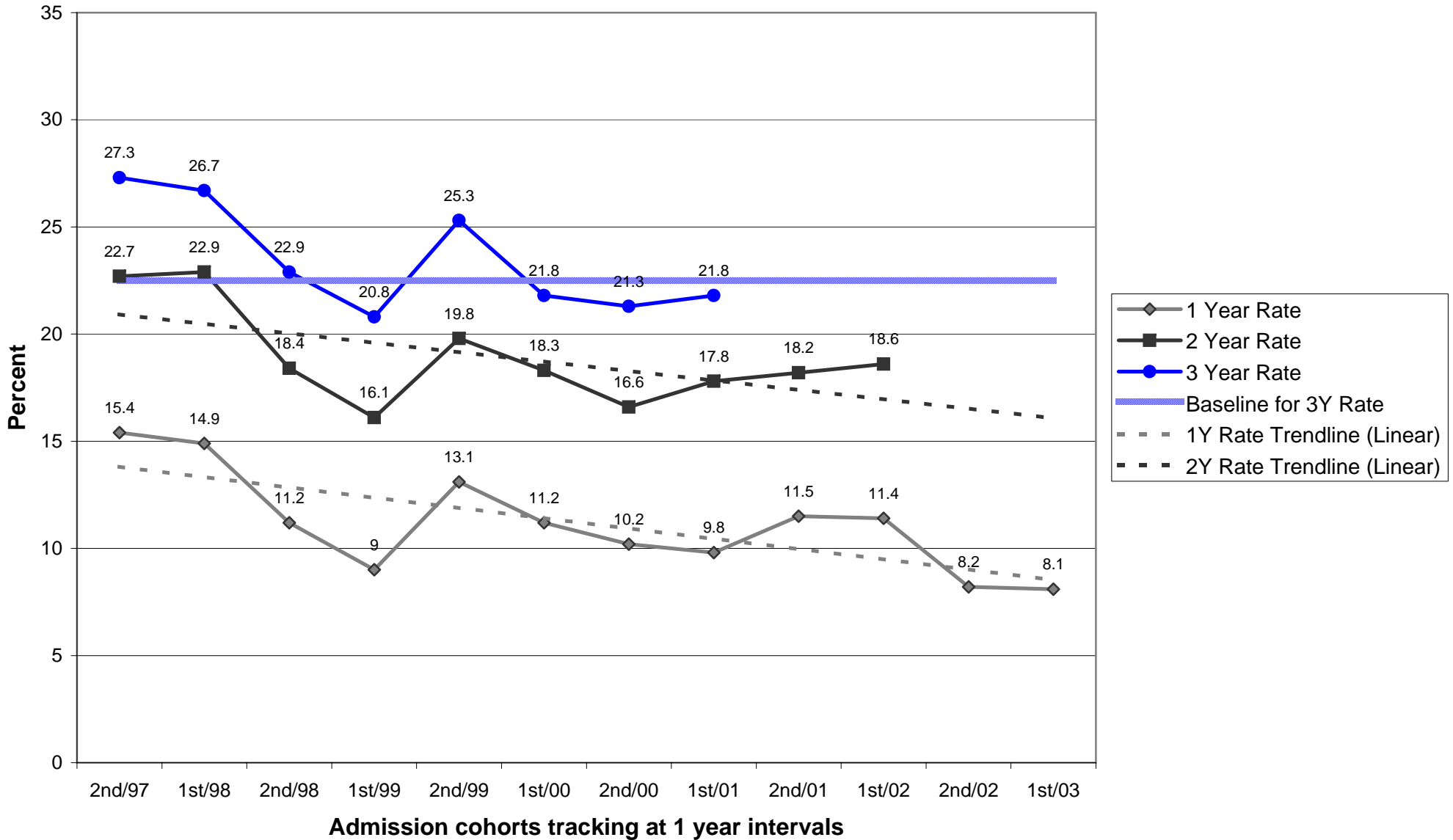
A county's admission cohorts are defined as offenders under the county's supervision at the end of the specified number of months following admission to probation, plus offenders who committed new felonies within that period.

Probation Recidivism Rates - 1st Half 2004

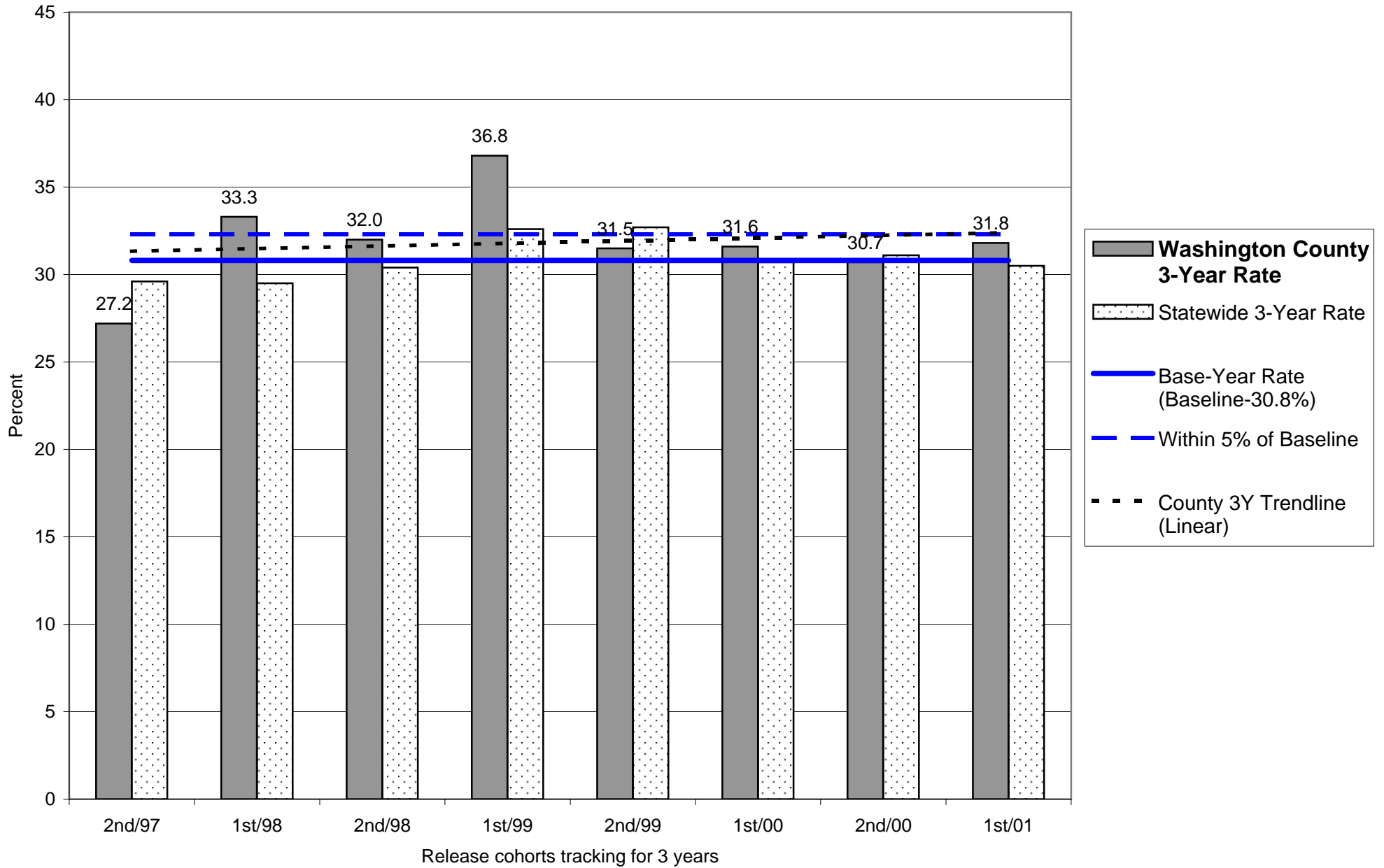


Probation Recidivism Rates - 1st Half 2004

Washington County

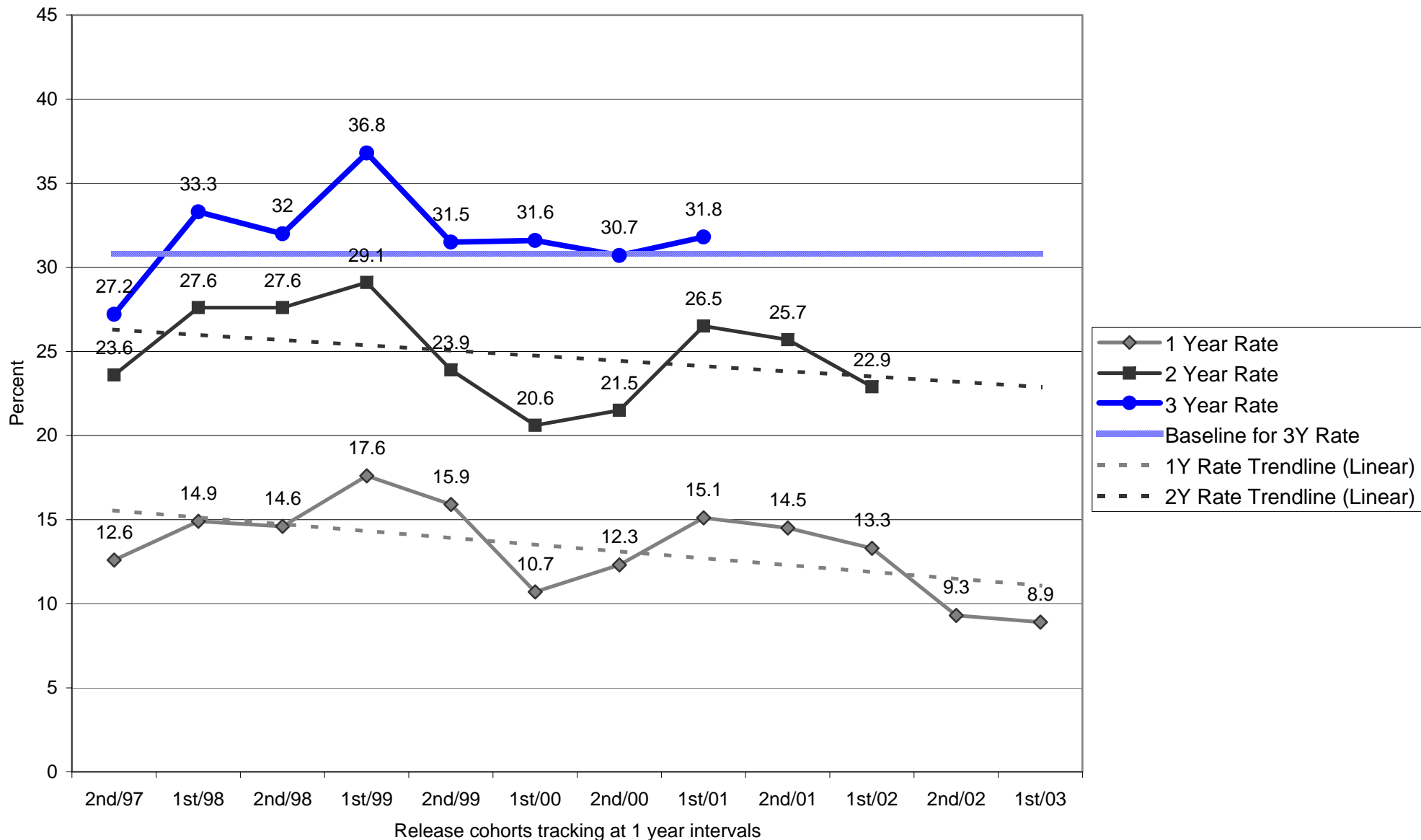


Parole/Post-Prison Supervision Recidivism Rates - 1st Half 2004



Parole/Post-Prison Supervision Recidivism Rates - 1st Half 2004

Washington County



**OREGON DEPARTMENT OF CORRECTIONS
 RECIDIVISM OF NEW PAROLEES AND PROBATIONERS
 Yamhill - Updated: November 2, 2004**

	PAROLE-PPS			PROBATION		
	Cumulative Percent Convicted of Any Felony After First Release to Parole-PPS			Cumulative Percent Convicted of Any Felony After First Sentence to Felony Probation		
	Percent convicted in ...months			Percent convicted in ...months		
Cohort	12	24	36	12	24	36
2nd/94	5.6	23.5	37.5	14.4	21.4	25.2
1st/95	23.5	47.1	56.3	11.5	18.4	23.5
2nd/95	15.2	26.7	33.3	11.4	18.4	24.7
1st/96	11.4	25.8	31.3	12.9	23.1	25.6
2nd/96	8.7	33.3	34.8	14.9	23.6	26.4
1st/97	7.7	21.6	27.0	11.9	19.8	26.0
2nd/97	5.1	19.5	25.0	16.9	21.5	24.7
1st/98	15.0	24.4	41.5	5.9	14.3	16.3
2nd/98	13.5	24.5	33.3	8.4	15.1	17.3
1st/99	10.0	16.0	31.4	8.3	13.3	16.8
2nd/99	15.2	34.0	33.3	7.1	13.4	19.8
1st/00	14.0	26.2	33.3	9.3	21.7	27.4
2nd/00	12.8	27.7	37.0	7.8	9.1	11.5
1st/01	18.9	26.9	34.6	7.9	16.8	20.0
2nd/01	4.4	15.2		15.0	20.8	
1st/02	11.9	16.7		13.5	21.0	
2nd/02	11.9			9.8		
1st/03	12.9			12.6		

Note: Slight changes from previous reports may occur due to data updating

Parole: Recidivism is defined as the total percentage of a release cohort that was convicted of any felony at any time within the specified number of months following release from prison.

A release cohort is defined as comprising all individuals who were released to parole or PPS during a six month period. It excludes those released from prison following a revocation from parole/PPS. Inmates initially released on temporary or transitional leave are also included as of their parole or PPS date

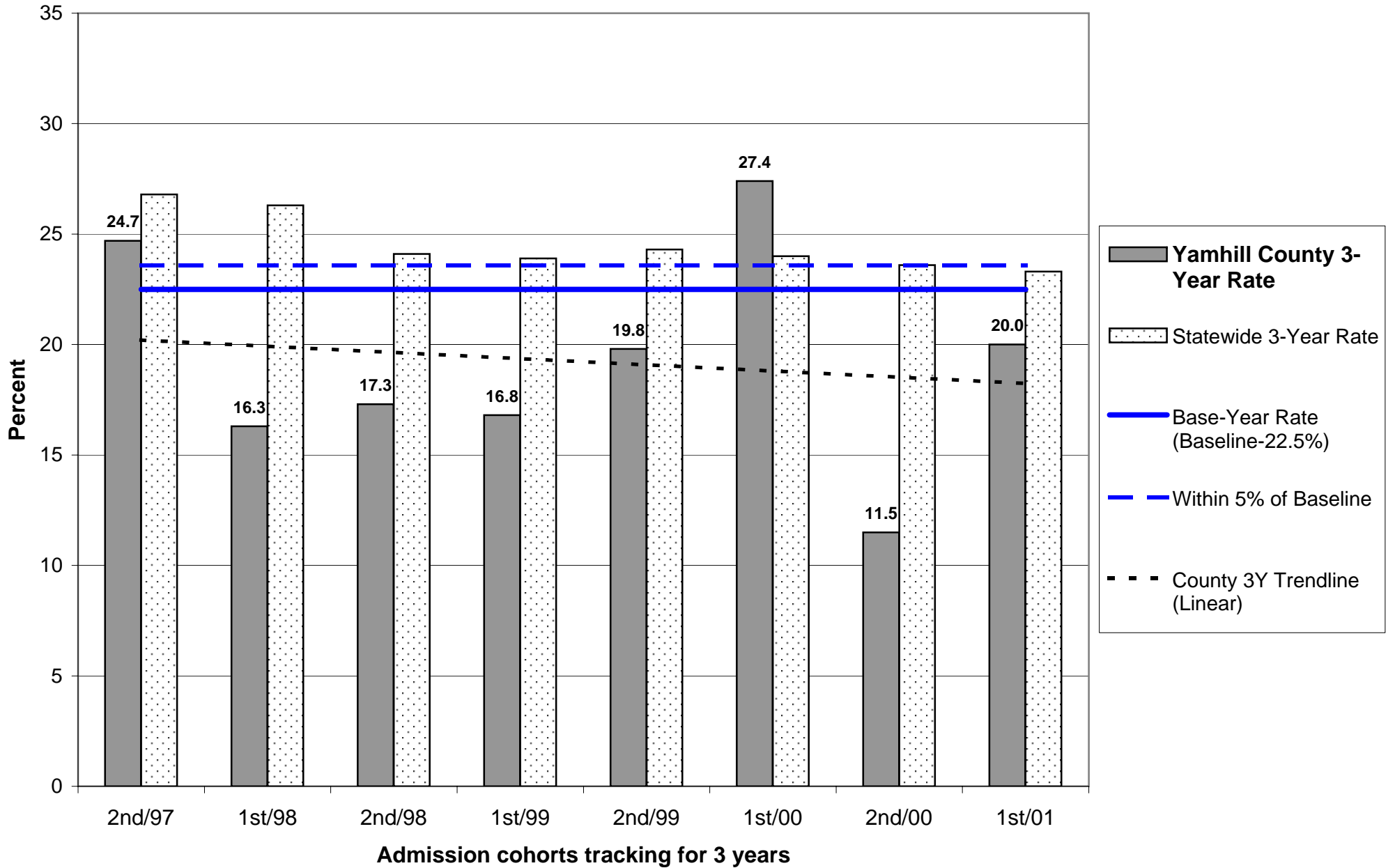
A county's release cohorts are defined as offenders under the county's supervision at the end of the specified number of months following release from incarceration, plus offenders who committed new felonies within that period.

Probation: Recidivism is defined as the total percentage of an admission cohort that was convicted of any felony at any time within the specified number of months after beginning probation

An admission cohort is defined as comprising all individuals who were sentenced for the first time to felony probation during the same six month period. Some offenders have been sentenced to probation more than once. Each new probation admission is considered a separate case

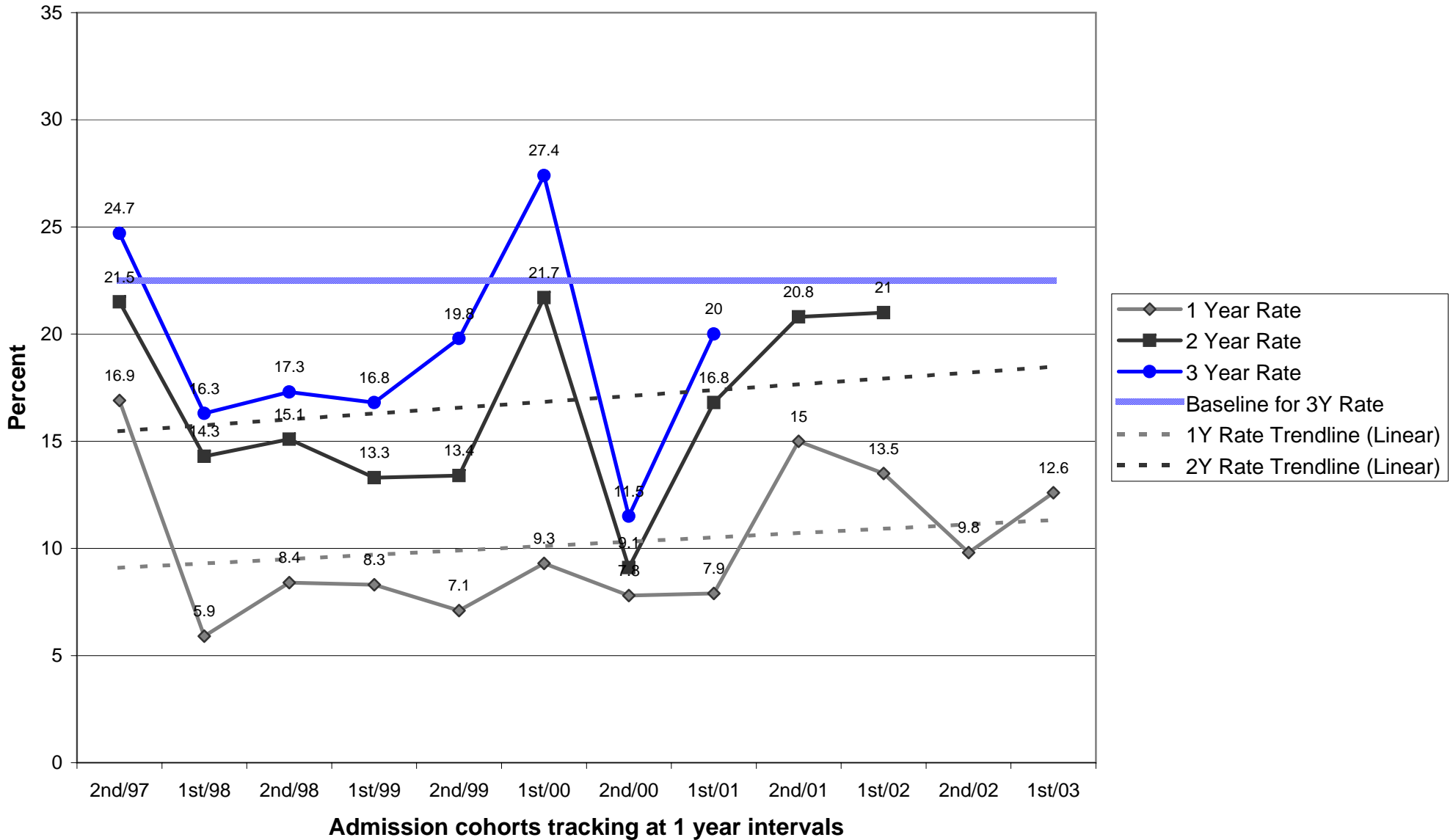
A county's admission cohorts are defined as offenders under the county's supervision at the end of the specified number of months following admission to probation, plus offenders who committed new felonies within that period.

Probation Recidivism Rates - 1st Half 2004

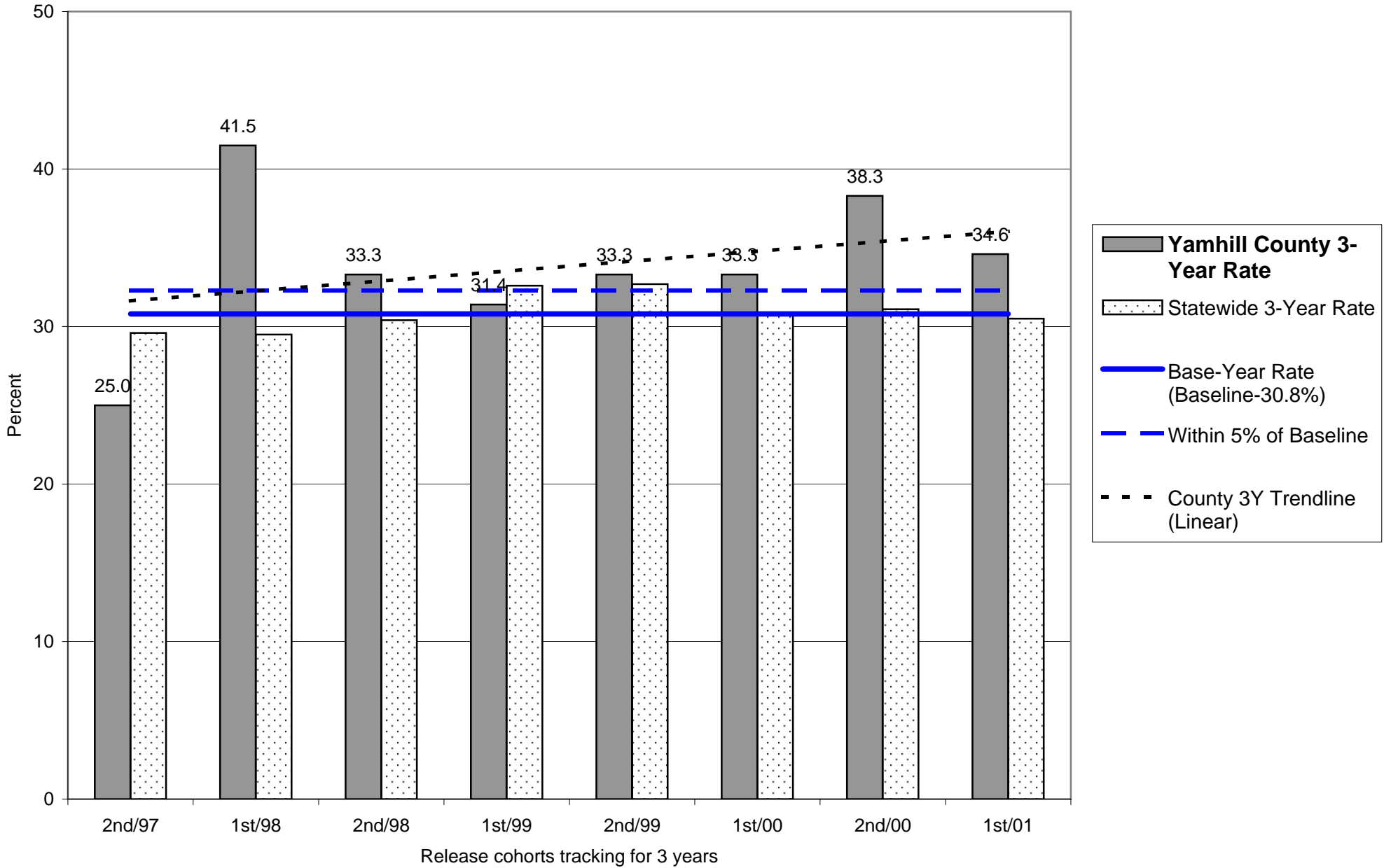


Probation Recidivism Rates - 1st Half 2004

Yamhill County

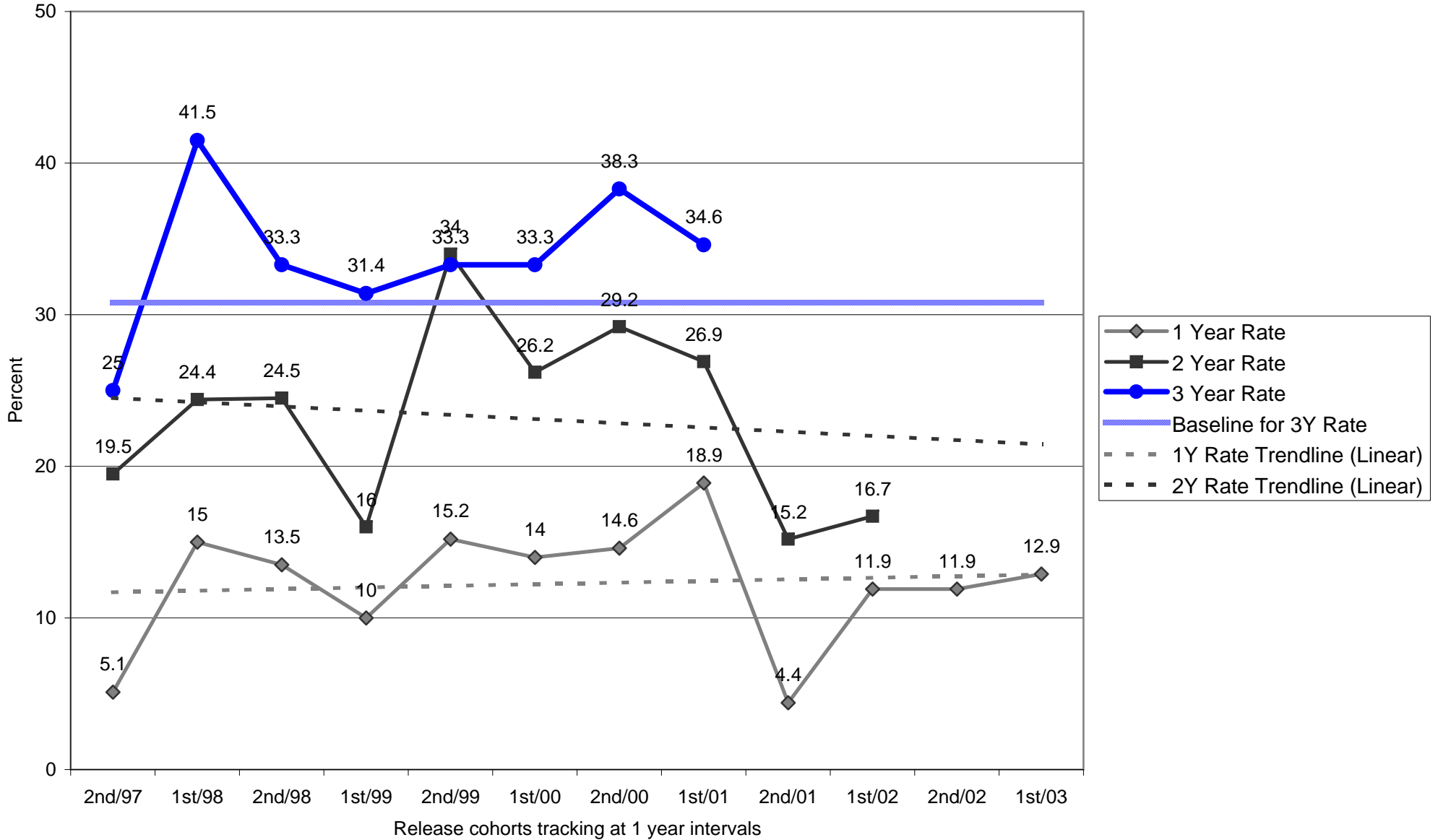


Parole/Post-Prison Supervision Recidivism Rates - 1st Half 2004



Parole/Post-Prison Supervision Recidivism Rates - 1st Half 2004

Yamhill County



DEPARTMENT OF CORRECTIONS
Offender Status Change Report - January through June, 2004
Probation - All Initial Risk Scores

County	Positive	Negative			Pct. Positive	Neutral		Moved to Outcount	Total
		Inmate	Local Control	Discharge		Closed	Parole		
BAKER	13	5	2	1	61.9	3	0	0	23
BENTON	44	7	17	1	63.8	4	0	0	72
COMPACT	0	0	0	0	0.0	1	0	0	1
CLACKAMAS	131	17	90	10	52.8	12	2	0	252
CLATSOP	38	1	20	0	64.4	1	0	0	60
COLUMBIA	35	8	27	0	50.0	2	0	0	72
COOS	75	2	14	0	82.4	9	1	0	101
CROOK	11	0	9	0	55.0	0	0	0	20
CURRY	36	3	3	1	83.7	1	0	0	43
DESCHUTES	84	29	72	0	45.4	12	0	0	197
DOUGLAS	132	5	43	1	72.9	3	0	0	183
GILLIAM	2	0	1	0	66.7	0	0	0	3
GRANT	9	0	4	0	69.2	1	0	0	14
HARNEY	10	0	1	0	90.9	1	0	0	12
HOOD RIVER	16	0	4	2	72.7	0	0	0	20
JACKSON	252	30	64	2	72.4	29	5	0	380
JEFFERSON	22	2	13	1	57.9	1	0	0	38
JOSEPHINE	87	13	26	0	69.0	6	0	0	132
KLAMATH	84	24	28	1	61.3	8	0	0	144
LAKE	8	1	3	0	66.7	0	0	0	12
LANE	297	45	166	1	58.3	23	1	0	532
LINCOLN	62	5	17	0	73.8	6	1	0	91
LINN	78	24	56	0	49.4	1	0	0	159
MALHEUR	26	3	28	0	45.6	4	0	0	61
MARION	246	70	129	1	55.2	12	2	0	459
MORROW	8	1	4	0	61.5	0	0	0	13
MULTNOMAH	646	82	328	12	60.5	55	9	0	1,120
Multnomah Central Office	34	6	20	0	56.7	3	2	0	65
Multnomah Centralized Intake	16	8	24	2	32.0	2	2	0	52
Multnomah Clean Court	49	8	119	0	27.8	2	0	0	178
Multnomah DUII Unit	2	1	1	1	40.0	0	0	0	4
Multnomah Domestic Violence Unit	10	11	18	1	25.0	2	0	0	41
Multnomah East Office	24	13	27	1	36.9	6	1	0	71
Multnomah Family Services Unit	12	2	10	0	50.0	1	0	0	25
Multnomah Gresham Office	87	5	27	1	72.5	4	1	0	124
Multnomah North Office	36	14	41	1	39.1	8	3	0	102
Multnomah Reduced Supervision Team	362	9	27	4	90.0	24	0	0	422
Multnomah Southeast	0	0	0	0	0.0	0	0	0	0
Multnomah West Office	14	5	14	1	41.2	3	0	0	36
POLK	38	8	22	0	55.9	3	0	0	71
SHERMAN	2	0	1	0	66.7	0	0	0	3
TILLAMOOK	23	4	11	0	60.5	0	0	0	38
UMATILLA	95	11	30	0	69.9	14	0	0	150
UNION	40	1	5	0	87.0	3	0	0	49
WALLOWA	9	0	0	0	100.0	0	0	0	9
WASCO	19	1	19	2	46.3	1	0	0	40
WASHINGTON	260	33	118	22	60.0	12	2	0	425
WHEELER	2	0	1	0	66.7	0	0	0	3
YAMHILL	52	13	46	3	45.6	1	0	0	112
UNASSIGNED	0	2	4	0	0.0	0	0	0	6
TOTAL	3,638	532	1,754	73	60.7	284	32	0	6,240

*Note: Total excludes discharge negative closures. Column totals will not equal the sum of the rows due to sub-categories of Multnomah Data.
Source Data: DOC Research and Evaluation Unit, 01/07/2005*

DEPARTMENT OF CORRECTIONS
Offender Status Change Report - January through June, 2004
Probation - High Initial Risk Score

County	Positive	Negative			Pct. Positive	Neutral		Moved to Outcount	Total
		Inmate	Local Control	Discharge		Closed	Parole		
BAKER	0	2	0	1	0.0	0	0	0	2
BENTON	0	0	0	0	0.0	0	0	0	
CLACKAMAS	1	1	6	0	12.5	0	0	0	8
CLATSOP	1	0	0	0	100.0	0	0	0	1
COLUMBIA	1	1	1	0	33.3	0	0	0	3
COOS	6	0	1	0	85.7	1	0	0	8
CROOK	0	0	0	0	0.0	0	0	0	
CURRY	4	0	1	0	80.0	0	0	0	5
DESCHUTES	0	5	3	0	0.0	0	0	0	8
DOUGLAS	5	0	4	0	55.6	0	0	0	9
GRANT	0	0	1	0	0.0	0	0	0	1
HARNEY	0	0	0	0	0.0	0	0	0	
HOOD RIVER	0	0	0	0	0.0	0	0	0	
JACKSON	3	3	10	0	18.8	1	0	0	17
JEFFERSON	0	0	0	0	0.0	0	0	0	
JOSEPHINE	2	1	2	0	40.0	0	0	0	5
KLAMATH	1	2	1	0	25.0	0	0	0	4
LAKE	0	0	0	0	0.0	0	0	0	
LANE	5	2	7	0	35.7	3	0	0	17
LINCOLN	2	0	1	0	66.7	0	0	0	3
LINN	2	1	1	0	50.0	0	0	0	4
MALHEUR	0	0	0	0	0.0	0	0	0	
MARION	4	7	7	0	22.2	0	0	0	18
MORROW	0	0	0	0	0.0	0	0	0	
MULTNOMAH	27	14	54	1	28.1	3	1	0	99
Multnomah Central Office	3	2	4	0	33.3	0	0	0	9
Multnomah Centralized Intake	1	1	3	0	20.0	0	0	0	5
Multnomah Clean Court	3	3	31	0	8.1	0	0	0	37
Multnomah DUII Unit	0	0	0	0	0.0	0	0	0	
Multnomah Domestic Violence Unit	0	0	1	0	0.0	0	0	0	1
Multnomah East Office	1	2	2	0	20.0	1	0	0	6
Multnomah Family Services Unit	0	2	1	0	0.0	0	0	0	3
Multnomah Gresham Office	6	0	1	0	85.7	0	1	0	8
Multnomah North Office	4	3	6	1	28.6	1	0	0	14
Multnomah Reduced Supervision Team	9	0	1	0	90.0	1	0	0	11
Multnomah West Office	0	1	4	0	0.0	0	0	0	5
POLK	0	0	0	0	0.0	0	0	0	
TILLAMOOK	0	0	0	0	0.0	0	0	0	
UMATILLA	2	0	2	0	50.0	2	0	0	6
UNION	0	0	0	0	0.0	0	0	0	
WASCO	0	0	2	0	0.0	0	0	0	2
WASHINGTON	5	2	6	0	38.5	0	0	0	13
YAMHILL	2	2	2	0	33.3	0	0	0	6
TOTAL	100	57	166	3	30.7	13	2	0	338

*Note: Total excludes discharge negative closures. Column totals will not equal the sum of the rows due to sub-categories of Multnomah Data.
Source Data: DOC Research and Evaluation Unit, 01/07/2005*

DEPARTMENT OF CORRECTIONS
Offender Status Change Report - January through June, 2004
Probation - Medium Initial Risk Score

County	Positive	Negative			Pct. Positive	Neutral		Moved to Outcount	Total
		Inmate	Local Control	Discharge		Closed	Parole		
BAKER	2	0	1	0	66.7	1	0	0	4
BENTON	2	1	0	0	66.7	0	0	0	3
CLACKAMAS	7	2	19	1	24.1	2	1	0	31
CLATSOP	3	0	7	0	30.0	1	0	0	11
COLUMBIA	2	2	5	0	22.2	0	0	0	9
COOS	6	0	0	0	100.0	0	0	0	6
CROOK	2	0	2	0	50.0	0	0	0	4
CURRY	1	0	0	0	100.0	0	0	0	1
DESCHUTES	8	7	11	0	30.8	3	0	0	29
DOUGLAS	14	0	7	0	66.7	1	0	0	22
GILLIAM	0	0	0	0	0.0	0	0	0	
GRANT	2	0	1	0	66.7	0	0	0	3
HARNEY	1	0	1	0	50.0	0	0	0	2
HOOD RIVER	1	0	0	1	50.0	0	0	0	1
JACKSON	21	7	15	0	48.8	4	1	0	48
JEFFERSON	3	1	5	0	33.3	0	0	0	9
JOSEPHINE	9	4	6	0	47.4	0	0	0	19
KLAMATH	10	5	13	1	34.5	1	0	0	29
LAKE	1	0	2	0	33.3	0	0	0	3
LANE	20	11	25	0	35.7	3	0	0	59
LINCOLN	3	1	7	0	27.3	0	0	0	11
LINN	7	11	12	0	23.3	0	0	0	30
MALHEUR	4	0	8	0	33.3	0	0	0	12
MARION	18	9	17	0	40.9	1	0	0	45
MORROW	1	1	1	0	33.3	0	0	0	3
MULTNOMAH	87	26	76	0	46.0	7	2	0	198
Multnomah Central Office	8	2	5	0	53.3	0	1	0	16
Multnomah Centralized Intake	2	3	12	0	11.8	0	0	0	17
Multnomah Clean Court	13	4	23	0	32.5	0	0	0	40
Multnomah DUII Unit	0	0	0	0	0.0	0	0	0	
Multnomah Domestic Violence Unit	1	2	3	0	16.7	1	0	0	7
Multnomah East Office	8	4	11	0	34.8	0	0	0	23
Multnomah Family Services Unit	0	0	2	0	0.0	0	0	0	2
Multnomah Gresham Office	10	2	5	0	58.8	1	0	0	18
Multnomah North Office	9	5	10	0	37.5	2	1	0	27
Multnomah Reduced Supervision Team	31	2	0	0	93.9	2	0	0	35
Multnomah West Office	5	2	5	0	41.7	1	0	0	13
POLK	4	0	5	0	44.4	0	0	0	9
SHERMAN	0	0	0	0	0.0	0	0	0	
TILLAMOOK	0	0	1	0	0.0	0	0	0	1
UMATILLA	8	1	7	0	50.0	1	0	0	17
UNION	3	1	1	0	60.0	1	0	0	6
WALLOWA	0	0	0	0	0.0	0	0	0	
WASCO	1	1	3	0	20.0	0	0	0	5
WASHINGTON	27	6	18	3	50.0	1	0	0	52
WHEELER	0	0	0	0	0.0	0	0	0	
YAMHILL	2	3	7	1	15.4	0	0	0	12
UNASSIGNED	0	0	1	0	0.0	0	0	0	1
TOTAL	367	126	360	7	42.7	34	6	0	893

Note: Total excludes discharge negative closures. Column totals will not equal the sum of the rows due to sub-categories of Multnomah Data.
Source Data: DOC Research and Evaluation Unit, 01/07/2005

DEPARTMENT OF CORRECTIONS
Offender Status Change Report - January through June, 2004
Probation - Low Initial Risk Scores

County	Positive	Negative			Pct. Positive	Neutral		Moved to Outcount	Total
		Inmate	Local Control	Discharge		Closed	Parole		
BAKER	11	2	1	0	78.6	2	0	0	16
BENTON	38	3	14	1	67.9	4	0	0	59
CLACKAMAS	111	10	57	9	59.4	8	1	0	187
CLATSOP	32	0	10	0	76.2	0	0	0	42
COLUMBIA	27	3	20	0	54.0	2	0	0	52
COOS	52	1	8	0	85.2	6	0	0	67
CROOK	7	0	6	0	53.8	0	0	0	13
CURRY	26	1	1	1	89.7	0	0	0	28
DESCHUTES	71	14	51	0	52.2	9	0	0	145
DOUGLAS	94	3	25	1	76.4	1	0	0	123
GILLIAM	2	0	1	0	66.7	0	0	0	3
GRANT	7	0	2	0	77.8	0	0	0	9
HARNEY	7	0	0	0	100.0	1	0	0	8
HOOD RIVER	13	0	4	1	72.2	0	0	0	17
JACKSON	180	16	28	2	79.6	16	3	0	243
JEFFERSON	16	1	7	1	64.0	1	0	0	25
JOSEPHINE	75	8	16	0	75.8	6	0	0	105
KLAMATH	56	14	11	0	69.1	4	0	0	85
LAKE	6	1	1	0	75.0	0	0	0	8
LANE	243	23	113	1	63.9	16	0	0	395
LINCOLN	50	4	6	0	83.3	5	1	0	66
LINN	64	12	38	0	56.1	1	0	0	115
MALHEUR	20	3	18	0	48.8	4	0	0	45
MARION	204	45	93	1	59.5	9	2	0	353
MORROW	7	0	3	0	70.0	0	0	0	10
MULTNOMAH	488	35	163	11	70.0	35	5	0	726
Multnomah Central Office	17	2	10	0	58.6	3	1	0	33
Multnomah Centralized Intake	9	3	7	2	42.9	2	2	0	23
Multnomah Clean Court	30	0	55	0	35.3	1	0	0	86
Multnomah DUII Unit	2	1	1	1	40.0	0	0	0	4
Multnomah Domestic Violence Unit	9	9	12	1	29.0	0	0	0	30
Multnomah East Office	12	5	7	1	48.0	2	0	0	26
Multnomah Family Services Unit	12	0	7	0	63.2	1	0	0	20
Multnomah Gresham Office	63	2	20	1	73.3	3	0	0	88
Multnomah North Office	20	5	14	0	51.3	3	2	0	44
Multnomah Reduced Supervision Team	307	6	26	4	89.5	19	0	0	358
Multnomah West Office	7	2	4	1	50.0	1	0	0	14
POLK	33	8	17	0	56.9	1	0	0	59
SHERMAN	2	0	1	0	66.7	0	0	0	3
TILLAMOOK	20	3	9	0	62.5	0	0	0	32
UMATILLA	82	8	21	0	73.9	11	0	0	122
UNION	37	0	3	0	92.5	2	0	0	42
WALLOWA	9	0	0	0	100.0	0	0	0	9
WASCO	16	0	9	1	61.5	1	0	0	26
WASHINGTON	190	15	63	15	67.1	8	1	0	277
WHEELER	2	0	1	0	66.7	0	0	0	3
YAMHILL	43	6	33	2	51.2	1	0	0	83
UNASSIGNED	0	1	2	0	0.0	0	0	0	3
TOTAL	2,829	275	1,019	58	67.7	189	18	0	4,330

*Note: Total excludes discharge negative closures. Column totals will not equal the sum of the rows due to sub-categories of Multnomah Data.
Source Data: DOC Research and Evaluation Unit, 01/07/2005*

DEPARTMENT OF CORRECTIONS
Offender Status Change Report - January through June, 2004
Probation - No Initial Risk Score

County	Positive	Negative			Pct. Positive	Neutral		Moved to Outcount	Total
		Inmate	Local Control	Discharge		Closed	Parole		
BAKER	0	1	0	0	0.0	0	0	0	1
BENTON	4	3	3	0	40.0	0	0	0	10
COMPACT	0	0	0	0	0.0	1	0	0	1
CLACKAMAS	12	4	8	0	50.0	2	0	0	26
CLATSOP	2	1	3	0	33.3	0	0	0	6
COLUMBIA	5	2	1	0	62.5	0	0	0	8
COOS	11	1	5	0	64.7	2	1	0	20
CROOK	2	0	1	0	66.7	0	0	0	3
CURRY	5	2	1	0	62.5	1	0	0	9
DESCHUTES	5	3	7	0	33.3	0	0	0	15
DOUGLAS	19	2	7	0	67.9	1	0	0	29
GILLIAM	0	0	0	0	0.0	0	0	0	
GRANT	0	0	0	0	0.0	1	0	0	1
HARNEY	2	0	0	0	100.0	0	0	0	2
HOOD RIVER	2	0	0	0	100.0	0	0	0	2
JACKSON	48	4	11	0	76.2	8	1	0	72
JEFFERSON	3	0	1	0	75.0	0	0	0	4
JOSEPHINE	1	0	2	0	33.3	0	0	0	3
KLAMATH	17	3	3	0	73.9	3	0	0	26
LAKE	1	0	0	0	100.0	0	0	0	1
LANE	29	9	21	0	49.2	1	1	0	61
LINCOLN	7	0	3	0	70.0	1	0	0	11
LINN	5	0	5	0	50.0	0	0	0	10
MALHEUR	2	0	2	0	50.0	0	0	0	4
MARION	20	9	12	0	48.8	2	0	0	43
MORROW	0	0	0	0	0.0	0	0	0	
MULTNOMAH	44	7	35	0	51.2	10	1	0	97
Multnomah Central Office	6	0	1	0	85.7	0	0	0	7
Multnomah Centralized Intake	4	1	2	0	57.1	0	0	0	7
Multnomah Clean Court	3	1	10	0	21.4	1	0	0	15
Multnomah DUII Unit	0	0	0	0	0.0	0	0	0	
Multnomah Domestic Violence Unit	0	0	2	0	0.0	1	0	0	3
Multnomah East Office	3	2	7	0	25.0	3	1	0	16
Multnomah Family Services Unit	0	0	0	0	0.0	0	0	0	
Multnomah Gresham Office	8	1	1	0	80.0	0	0	0	10
Multnomah North Office	3	1	11	0	20.0	2	0	0	17
Multnomah Reduced Supervision Team	15	1	0	0	93.8	2	0	0	18
Multnomah Southeast	0	0	0	0	0.0	0	0	0	
Multnomah West Office	2	0	1	0	66.7	1	0	0	4
POLK	1	0	0	0	100.0	2	0	0	3
SHERMAN	0	0	0	0	0.0	0	0	0	
TILLAMOOK	3	1	1	0	60.0	0	0	0	5
UMATILLA	3	2	0	0	60.0	0	0	0	5
UNION	0	0	1	0	0.0	0	0	0	1
WALLOWA	0	0	0	0	0.0	0	0	0	
WASCO	2	0	5	1	25.0	0	0	0	7
WASHINGTON	38	10	31	4	45.8	3	1	0	83
WHEELER	0	0	0	0	0.0	0	0	0	
YAMHILL	5	2	4	0	45.5	0	0	0	11
UNASSIGNED	0	1	1	0	0.0	0	0	0	2
TOTAL	342	74	209	5	54.3	48	6	0	679

*Note: Total excludes discharge negative closures. Column totals will not equal the sum of the rows due to sub-categories of Multnomah Data.
Source Data: DOC Research and Evaluation Unit, 01/07/2005*

DEPARTMENT OF CORRECTIONS
Offender Status Change Report - January through June, 2004
Parole and Post Prison Supervision - All Initial Risk Scores

County	Positive	Negative			Pct. Positive	Neutral		Moved to Outcount	Total
		Inmate	Local Control	Discharge		Closed	Parole		
BAKER	3	5	0	0	37.5	0	54	0	62
BENTON	17	5	7	0	58.6	0	101	0	130
COMPACT	0	0	0	0	0.0	0	0	0	
CLACKAMAS	98	19	30	0	66.7	4	484	0	635
CLATSOP	19	7	11	1	50.0	3	146	0	186
COLUMBIA	16	8	16	0	40.0	1	126	0	167
COOS	44	6	5	0	80.0	2	154	0	211
CROOK	12	1	1	1	80.0	1	67	0	82
CURRY	12	4	0	1	70.6	0	49	0	65
DESCHUTES	60	27	41	0	46.9	5	336	0	469
DOUGLAS	69	10	14	0	74.2	5	309	0	407
GILLIAM	1	0	0	0	100.0	0	5	0	6
GRANT	3	0	0	0	100.0	0	10	0	13
HARNEY	4	3	0	0	57.1	0	34	0	41
HOOD RIVER	4	1	0	0	80.0	1	24	0	30
JACKSON	78	24	37	0	56.1	11	366	0	516
JEFFERSON	12	1	3	0	75.0	0	67	0	83
JOSEPHINE	61	17	16	0	64.9	8	305	0	407
KLAMATH	34	7	6	0	72.3	1	212	0	260
LAKE	7	1	0	0	87.5	0	15	0	23
LANE	193	52	92	2	56.9	5	1,011	0	1,353
LINCOLN	28	10	12	0	56.0	0	142	0	192
LINN	69	30	33	3	51.1	2	420	0	554
MALHEUR	23	7	8	1	59.0	2	123	0	163
MARION	236	123	61	0	56.2	5	1,166	0	1,591
MORROW	1	1	3	0	20.0	0	21	0	26
MULTNOMAH	592	134	286	6	58.2	35	2,403	0	3,450
Multnomah CCC Parole Transition Project	0	0	0	0	0.0	0	0	0	
Multnomah Central Office	96	25	42	1	58.5	2	239	0	404
Multnomah Centralized Intake	29	16	18	0	46.0	2	587	0	652
Multnomah Clean Court	0	0	20	0	0.0	1	7	0	28
Multnomah DUII Unit	7	0	5	0	58.3	2	17	0	31
Multnomah Domestic Violence Unit	16	4	10	1	51.6	0	78	0	108
Multnomah East Office	55	14	36	1	51.9	2	220	0	327
Multnomah Family Services Unit	7	0	5	0	58.3	0	19	0	31
Multnomah Gresham Office	115	9	31	0	74.2	4	252	0	411
Multnomah North Office	120	39	76	2	50.6	8	496	0	739
Multnomah Reduced Supervision Team	68	4	3	0	90.7	5	202	0	282
Multnomah Southeast	0	0	0	0	0.0	0	0	0	
Multnomah West Office	79	23	40	1	55.2	9	286	0	437
POLK	30	6	9	0	66.7	2	118	0	165
SHERMAN	2	0	0	0	100.0	0	7	0	9
TILLAMOOK	18	2	6	0	69.2	1	85	0	112
UMATILLA	33	11	19	0	52.4	1	173	0	237
UNION	8	5	0	0	61.5	0	73	0	86
WALLOWA	1	0	1	0	50.0	0	9	0	11
WASCO	14	4	4	0	63.6	1	69	0	92
WASHINGTON	168	45	71	4	58.3	5	831	0	1,120
WHEELER	0	0	0	0	0.0	1	1	0	2
YAMHILL	44	6	17	0	65.7	1	174	0	242
UNASSIGNED	1	1	0	0	50.0	0	4	0	6
TOTAL	2,607	717	1,095	25	58.7	138	12,097	0	16,654

*Note: Total excludes discharge negative closures. Column totals will not equal the sum of the rows due to sub-categories of Multnomah Data.
Source Data: DOC Research and Evaluation Unit, 01/07/2005*

DEPARTMENT OF CORRECTIONS
Offender Status Change Report - January through June, 2004
Parole and Post Prison Supervision - High Initial Risk Score

County	Positive	Negative			Pct. Positive	Neutral		Moved to Outcount	Total
		Inmate	Local Control	Discharge		Closed	Parole		
BAKER	1	4	0	0	20.0	0	4	0	9
BENTON	3	0	2	0	60.0	0	20	0	25
CLACKAMAS	14	5	9	0	50.0	0	61	0	89
CLATSOP	3	0	3	0	50.0	0	11	0	17
COLUMBIA	1	1	2	0	25.0	0	11	0	15
COOS	6	2	1	0	66.7	0	16	0	25
CROOK	2	0	0	0	100.0	0	7	0	9
CURRY	0	1	0	0	0.0	0	2	0	3
DESCHUTES	7	4	9	0	35.0	1	52	0	73
DOUGLAS	9	5	3	0	52.9	1	45	0	63
GILLIAM	0	0	0	0	0.0	0	1	0	1
GRANT	0	0	0	0	0.0	0	0	0	
HARNEY	0	1	0	0	0.0	0	2	0	3
HOOD RIVER	0	0	0	0	0.0	0	3	0	3
JACKSON	11	5	11	0	40.7	1	55	0	83
JEFFERSON	1	0	0	0	100.0	0	2	0	3
JOSEPHINE	10	8	5	0	43.5	1	44	0	68
KLAMATH	2	0	3	0	40.0	0	34	0	39
LAKE	0	0	0	0	0.0	0	0	0	
LANE	20	8	28	1	35.1	0	123	0	179
LINCOLN	3	0	0	0	100.0	0	13	0	16
LINN	16	12	11	0	41.0	0	72	0	111
MALHEUR	1	1	1	0	33.3	0	7	0	10
MARION	39	34	12	0	45.9	2	186	0	273
MORROW	0	0	0	0	0.0	0	3	0	3
MULTNOMAH	103	34	73	0	49.0	5	457	0	672
Multnomah Central Office	23	4	10	0	62.2	1	51	0	89
Multnomah Centralized Intake	2	6	4	0	16.7	1	153	0	166
Multnomah Clean Court	0	0	6	0	0.0	0	3	0	9
Multnomah DUII Unit	0	0	1	0	0.0	0	6	0	7
Multnomah Domestic Violence Unit	2	1	1	0	50.0	0	8	0	12
Multnomah East Office	9	2	8	0	47.4	1	36	0	56
Multnomah Family Services Unit	0	0	1	0	0.0	0	4	0	5
Multnomah Gresham Office	11	2	4	0	64.7	0	20	0	37
Multnomah North Office	23	8	25	0	41.1	0	104	0	160
Multnomah Reduced Supervision Team	8	1	0	0	88.9	1	24	0	34
Multnomah West Office	25	10	13	0	52.1	1	48	0	97
POLK	2	0	1	0	66.7	0	12	0	15
SHERMAN	0	0	0	0	0.0	0	3	0	3
TILLAMOOK	1	0	1	0	50.0	0	2	0	4
UMATILLA	7	4	1	0	58.3	0	14	0	26
UNION	1	0	0	0	100.0	0	6	0	7
WALLOWA	0	0	0	0	0.0	0	0	0	
WASCO	2	2	0	0	50.0	0	8	0	12
WASHINGTON	40	14	19	2	53.3	0	111	0	184
WHEELER	0	0	0	0	0.0	0	1	0	1
YAMHILL	7	1	8	0	43.8	0	28	0	44
TOTAL	415	180	276	3	47.5	16	1,873	0	2,760

*Note: Total excludes discharge negative closures. Column totals will not equal the sum of the rows due to sub-categories of Multnomah Data.
Source Data: DOC Research and Evaluation Unit, 01/07/2005*

DEPARTMENT OF CORRECTIONS
Offender Status Change Report - January through June, 2004
Parole and Post Prison Supervision - Medium Initial Risk Score

County	Positive	Negative			Pct. Positive	Neutral		Moved to Outcount	Total
		Inmate	Local Control	Discharge		Closed	Parole		
BAKER	1	0	0	0	100.0	0	11	0	12
BENTON	2	1	1	0	50.0	0	18	0	22
CLACKAMAS	21	5	7	0	63.6	1	104	0	138
CLATSOP	5	4	3	1	38.5	1	33	0	46
COLUMBIA	4	3	4	0	36.4	0	25	0	36
COOS	14	1	1	0	87.5	1	49	0	66
CROOK	2	0	0	0	100.0	1	17	0	20
CURRY	4	1	0	0	80.0	0	8	0	13
DESCHUTES	14	10	14	0	36.8	2	92	0	132
DOUGLAS	14	1	2	0	82.4	1	63	0	81
GILLIAM	0	0	0	0	0.0	0	1	0	1
GRANT	0	0	0	0	0.0	0	0	0	
HARNEY	1	0	0	0	100.0	0	5	0	6
HOOD RIVER	0	0	0	0	0.0	0	1	0	1
JACKSON	17	2	7	0	65.4	3	79	0	108
JEFFERSON	4	0	1	0	80.0	0	16	0	21
JOSEPHINE	12	3	6	0	57.1	1	88	0	110
KLAMATH	9	5	1	0	60.0	0	46	0	61
LAKE	1	0	0	0	100.0	0	2	0	3
LANE	50	15	16	1	61.0	0	247	0	328
LINCOLN	3	4	5	0	25.0	0	37	0	49
LINN	24	7	10	2	55.8	2	117	0	160
MALHEUR	5	2	2	1	50.0	2	16	0	27
MARION	56	31	18	0	53.3	2	299	0	406
MORROW	0	0	1	0	0.0	0	4	0	5
MULTNOMAH	143	38	79	1	54.8	8	622	0	890
Multnomah Central Office	22	10	17	0	44.9	0	60	0	109
Multnomah Centralized Intake	3	4	6	0	23.1	1	176	0	190
Multnomah Clean Court	0	0	6	0	0.0	1	1	0	8
Multnomah DUII Unit	2	0	3	0	40.0	0	10	0	15
Multnomah Domestic Violence Unit	5	0	1	0	83.3	0	16	0	22
Multnomah East Office	17	2	8	0	63.0	0	52	0	79
Multnomah Family Services Unit	3	0	0	0	100.0	0	2	0	5
Multnomah Gresham Office	28	2	10	0	70.0	1	54	0	95
Multnomah North Office	30	12	18	0	50.0	2	131	0	193
Multnomah Reduced Supervision Team	22	2	2	0	84.6	0	53	0	79
Multnomah Southeast	0	0	0	0	0.0	0	0	0	
Multnomah West Office	11	6	8	1	42.3	3	67	0	95
POLK	6	0	3	0	66.7	0	19	0	28
SHERMAN	0	0	0	0	0.0	0	0	0	
TILLAMOOK	2	2	1	0	40.0	0	15	0	20
UMATILLA	4	3	2	0	44.4	0	38	0	47
UNION	4	2	0	0	66.7	0	15	0	21
WALLOWA	0	0	1	0	0.0	0	3	0	4
WASCO	2	1	1	0	50.0	1	15	0	20
WASHINGTON	34	10	15	0	57.6	1	155	0	215
WHEELER	0	0	0	0	0.0	1	0	0	1
YAMHILL	9	3	1	0	69.2	1	39	0	53
UNASSIGNED	0	0	0	0	0.0	0	0	0	
TOTAL	610	192	281	7	56.0	37	2,921	0	4,041

Note: Total excludes discharge negative closures. Column totals will not equal the sum of the rows due to sub-categories of Multnomah Data.
Source Data: DOC Research and Evaluation Unit, 01/07/2005

DEPARTMENT OF CORRECTIONS
Offender Status Change Report - January through June, 2004
Parole and Post Prison Supervision - Low Initial Risk Score

County	Positive	Negative			Pct. Positive	Neutral		Moved to Outcount	Total
		Inmate	Local Control	Discharge		Closed	Parole		
BAKER	0	0	0	0	0.0	0	23	0	23
BENTON	4	1	1	0	66.7	0	31	0	37
CLACKAMAS	26	4	5	0	74.3	3	168	0	206
CLATSOP	7	0	2	0	77.8	0	58	0	67
COLUMBIA	6	3	0	0	66.7	1	36	0	46
COOS	8	3	0	0	72.7	1	42	0	54
CROOK	0	1	0	0	0.0	0	15	0	16
CURRY	4	0	0	0	100.0	0	18	0	22
DESCHUTES	23	2	3	0	82.1	1	99	0	128
DOUGLAS	14	1	2	0	82.4	3	86	0	106
GILLIAM	0	0	0	0	0.0	0	2	0	2
GRANT	1	0	0	0	100.0	0	2	0	3
HARNEY	0	0	0	0	0.0	0	9	0	9
HOOD RIVER	2	1	0	0	66.7	1	12	0	16
JACKSON	17	3	4	0	70.8	5	121	0	150
JEFFERSON	5	1	0	0	83.3	0	29	0	35
JOSEPHINE	20	3	2	0	80.0	4	115	0	144
KLAMATH	9	2	1	0	75.0	1	60	0	73
LAKE	2	0	0	0	100.0	0	4	0	6
LANE	55	4	12	0	77.5	2	300	0	373
LINCOLN	15	2	1	0	83.3	0	46	0	64
LINN	22	4	4	1	71.0	0	152	0	182
MALHEUR	9	3	0	0	75.0	0	61	0	73
MARION	50	17	6	0	68.5	0	394	0	467
MORROW	0	0	0	0	0.0	0	8	0	8
MULTNOMAH	145	18	35	1	72.9	12	773	0	983
Multnomah Central Office	21	1	6	0	75.0	1	78	0	107
Multnomah Centralized Intake	1	2	2	0	20.0	0	159	0	164
Multnomah Clean Court	0	0	1	0	0.0	0	0	0	1
Multnomah DUII Unit	4	0	0	0	100.0	1	0	0	5
Multnomah Domestic Violence Unit	2	2	3	0	28.6	0	19	0	26
Multnomah East Office	13	1	4	0	72.2	1	77	0	96
Multnomah Family Services Unit	2	0	1	0	66.7	0	4	0	7
Multnomah Gresham Office	37	2	4	0	86.0	1	106	0	150
Multnomah North Office	28	8	9	1	60.9	2	142	0	189
Multnomah Reduced Supervision Team	24	1	1	0	92.3	3	80	0	109
Multnomah West Office	13	1	4	0	72.2	3	108	0	129
POLK	5	1	3	0	55.6	2	51	0	62
SHERMAN	1	0	0	0	100.0	0	3	0	4
TILLAMOOK	7	0	2	0	77.8	1	34	0	44
UMATILLA	9	1	3	0	69.2	1	60	0	74
UNION	1	0	0	0	100.0	0	36	0	37
WALLOWA	0	0	0	0	0.0	0	2	0	2
WASCO	3	1	0	0	75.0	0	20	0	24
WASHINGTON	26	4	5	0	74.3	3	282	0	320
YAMHILL	11	1	2	0	78.6	0	56	0	70
UNASSIGNED	1	1	0	0	50.0	0	0	0	2
TOTAL	653	100	128	3	73.9	53	3,981	0	4,915

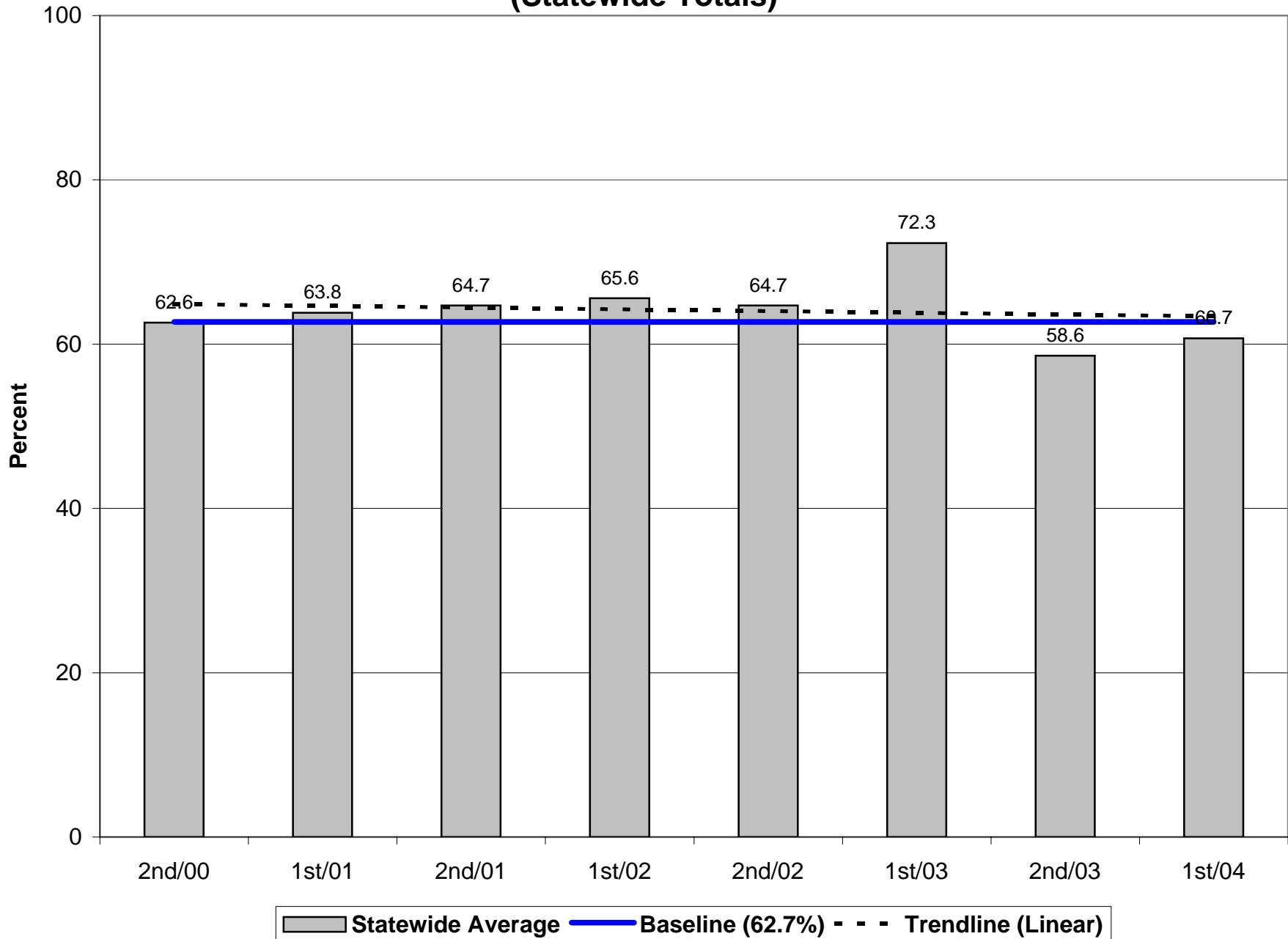
*Note: Total excludes discharge negative closures. Column totals will not equal the sum of the rows due to sub-categories of Multnomah Data.
Source Data: DOC Research and Evaluation Unit, 01/07/2005*

DEPARTMENT OF CORRECTIONS
Offender Status Change Report - January through June, 2004
Parole and Post Prison Supervision - No Initial Risk Score

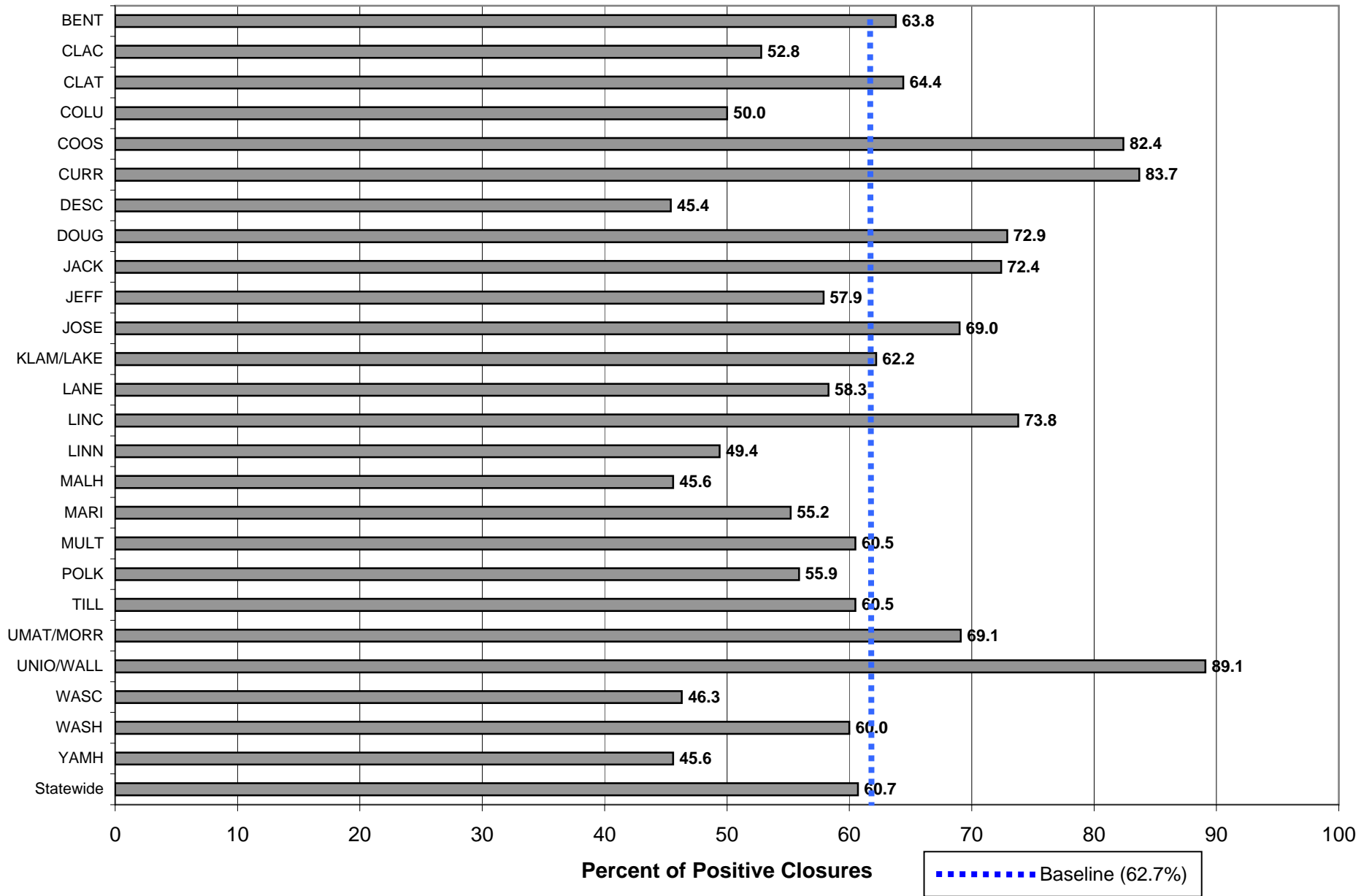
County	Positive	Negative			Pct. Positive	Neutral		Moved to Outcount	Total
		Inmate	Local Control	Discharge		Closed	Parole		
BAKER	1	1	0	0	50.0	0	16	0	18
BENTON	8	3	3	0	57.1	0	32	0	46
COMPACT	0	0	0	0	0.0	0	0	0	
CLACKAMAS	37	5	9	0	72.5	0	151	0	202
CLATSOP	4	3	3	0	40.0	2	44	0	56
COLUMBIA	5	1	10	0	31.3	0	54	0	70
COOS	16	0	3	0	84.2	0	47	0	66
CROOK	8	0	1	1	80.0	0	28	0	37
CURRY	4	2	0	1	57.1	0	21	0	27
DESCHUTES	16	11	15	0	38.1	1	93	0	136
DOUGLAS	32	3	7	0	76.2	0	115	0	157
GILLIAM	1	0	0	0	100.0	0	1	0	2
GRANT	2	0	0	0	100.0	0	8	0	10
HARNEY	3	2	0	0	60.0	0	18	0	23
HOOD RIVER	2	0	0	0	100.0	0	8	0	10
JACKSON	33	14	15	0	53.2	2	111	0	175
JEFFERSON	2	0	2	0	50.0	0	20	0	24
JOSEPHINE	19	3	3	0	76.0	2	58	0	85
KLAMATH	14	0	1	0	93.3	0	72	0	87
LAKE	4	1	0	0	80.0	0	9	0	14
LANE	68	25	36	0	52.7	3	341	0	473
LINCOLN	7	4	6	0	41.2	0	46	0	63
LINN	7	7	8	0	31.8	0	79	0	101
MALHEUR	8	1	5	0	57.1	0	39	0	53
MARION	91	41	25	0	58.0	1	287	0	445
MORROW	1	1	2	0	25.0	0	6	0	10
MULTNOMAH	201	44	99	4	57.8	10	551	0	905
Multnomah CCC Parole Transition Project	0	0	0	0	0.0	0	0	0	
Multnomah Central Office	30	10	9	1	60.0	0	50	0	99
Multnomah Centralized Intake	23	4	6	0	69.7	0	99	0	132
Multnomah Clean Court	0	0	7	0	0.0	0	3	0	10
Multnomah DUII Unit	1	0	1	0	50.0	1	1	0	4
Multnomah Domestic Violence Unit	7	1	5	1	50.0	0	35	0	48
Multnomah East Office	16	9	16	1	38.1	0	55	0	96
Multnomah Family Services Unit	2	0	3	0	40.0	0	9	0	14
Multnomah Gresham Office	39	3	13	0	70.9	2	72	0	129
Multnomah North Office	39	11	24	1	52.0	4	119	0	197
Multnomah Reduced Supervision Team	14	0	0	0	100.0	1	45	0	60
Multnomah Southeast	0	0	0	0	0.0	0	0	0	
Multnomah West Office	30	6	15	0	58.8	2	63	0	116
POLK	17	5	2	0	70.8	0	36	0	60
SHERMAN	1	0	0	0	100.0	0	1	0	2
TILLAMOOK	8	0	2	0	80.0	0	34	0	44
UMATILLA	13	3	13	0	44.8	0	61	0	90
UNION	2	3	0	0	40.0	0	16	0	21
WALLOWA	1	0	0	0	100.0	0	4	0	5
WASCO	7	0	3	0	70.0	0	26	0	36
WASHINGTON	68	17	32	2	57.1	1	283	0	401
YAMHILL	17	1	6	0	70.8	0	51	0	75
UNASSIGNED	0	0	0	0	0.0	0	4	0	4
TOTAL	929	245	410	12	58.2	32	3,322	0	4,938

*Note: Total excludes discharge negative closures. Column totals will not equal the sum of the rows due to sub-categories of Multnomah Data.
Source Data: DOC Research and Evaluation Unit, 01/07/2005*

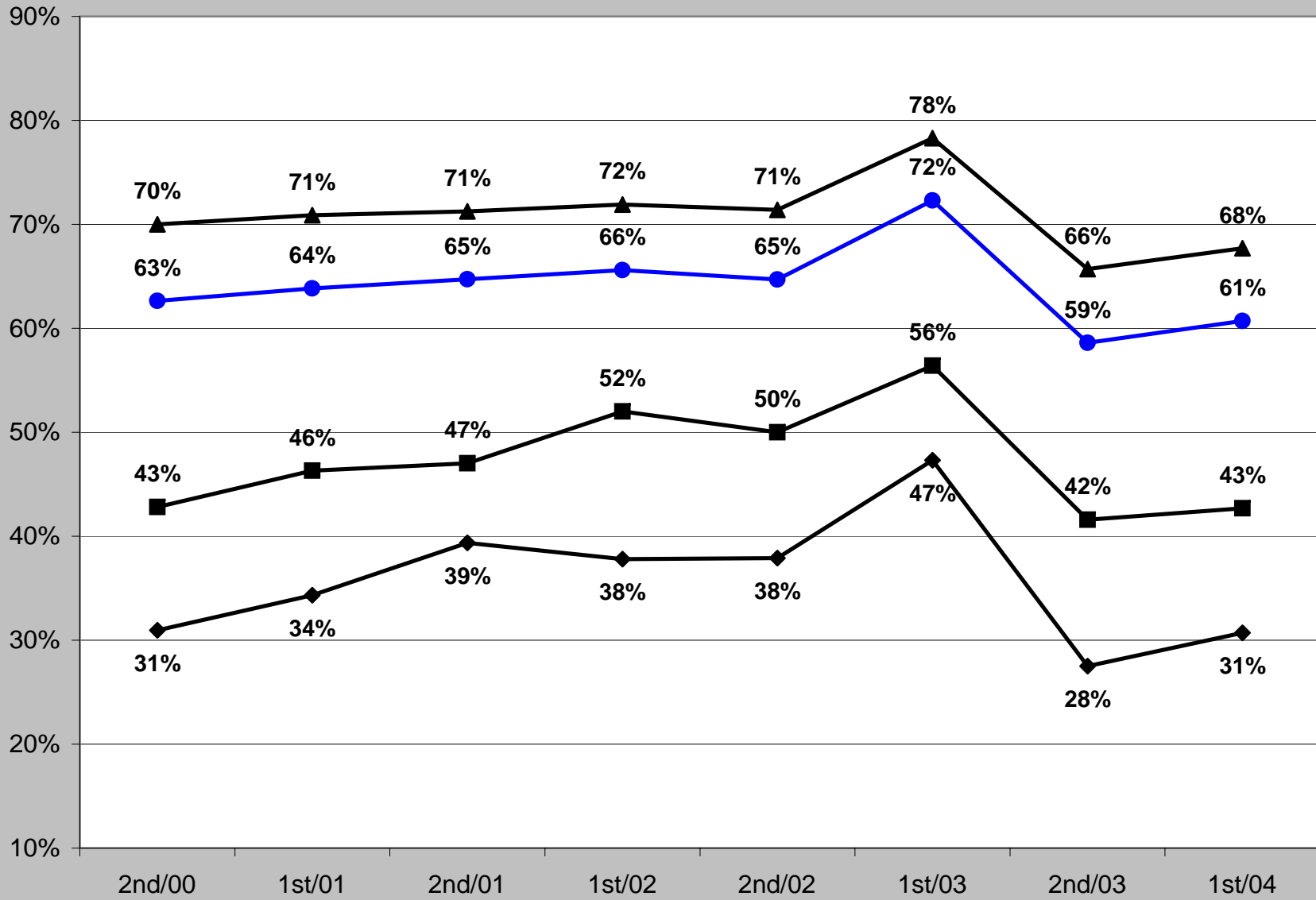
Probation Positive Case Closures through 1st Half 2004 (Statewide Totals)



Probation Positive Case Closures by County for 1st Half 2004 (Number of Closures >30)



Probation Positive Case Closures by Risk Level Statewide Totals through 1st Half 2004



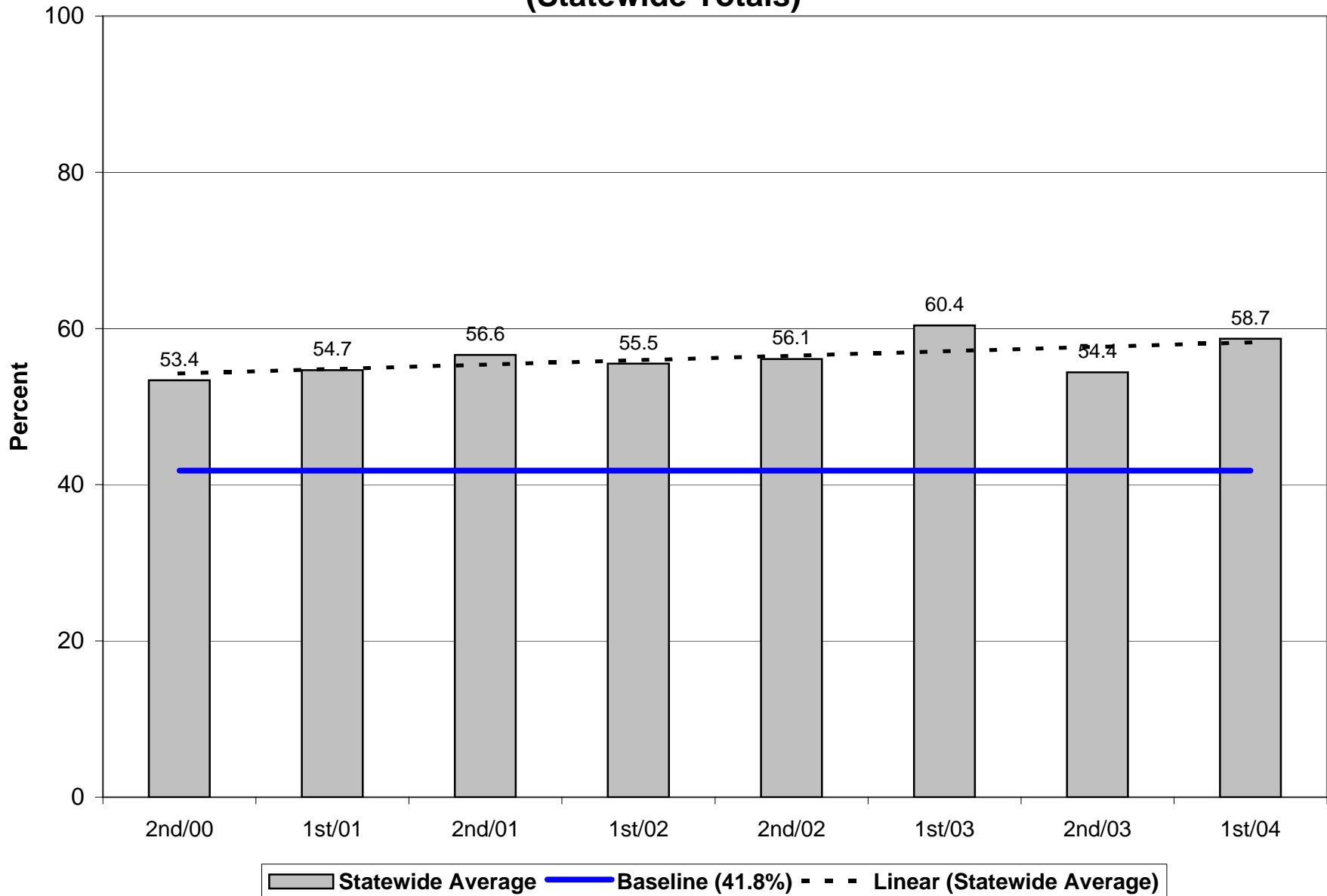
◆ High

■ Medium

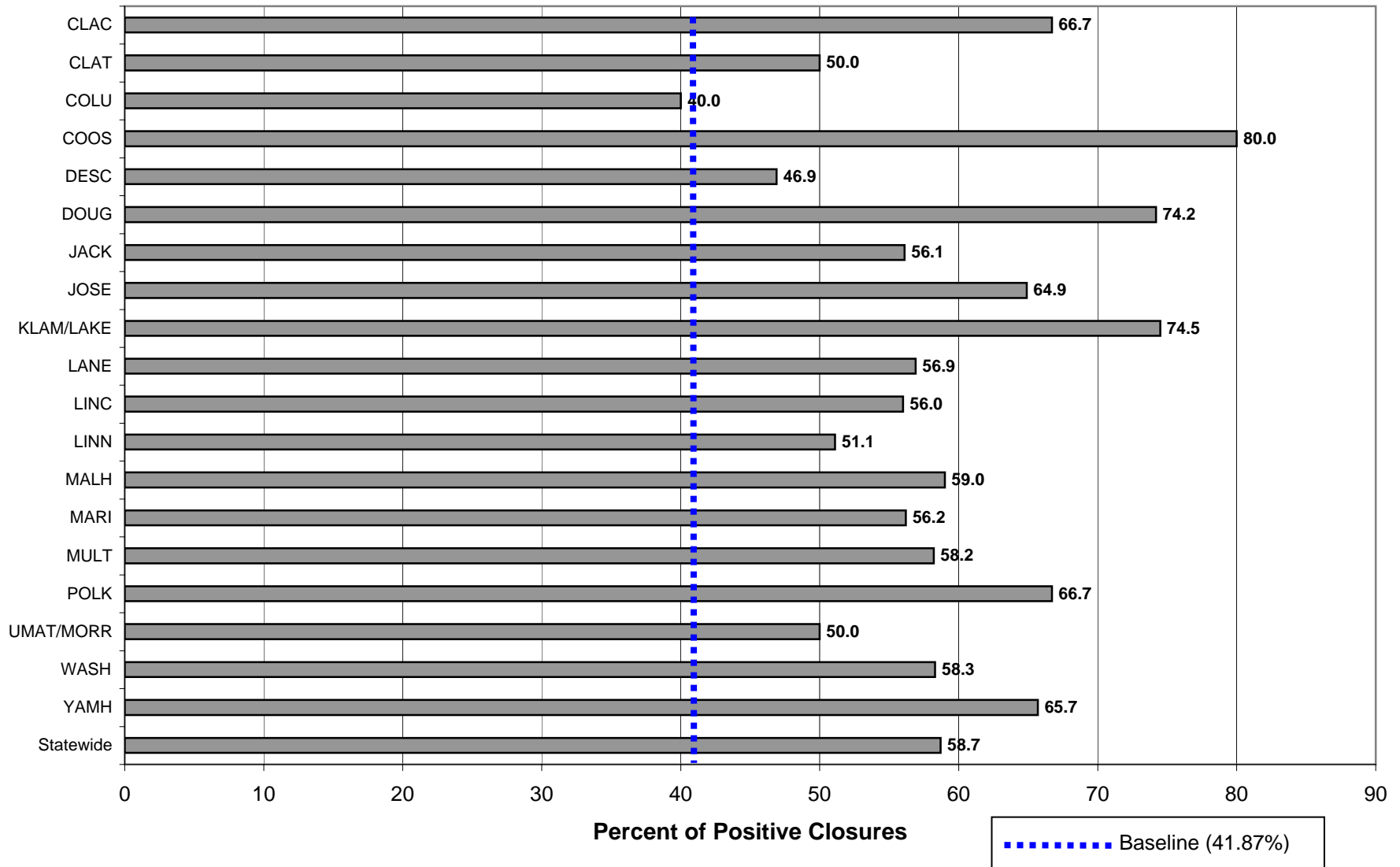
▲ Low/Limited

● Total

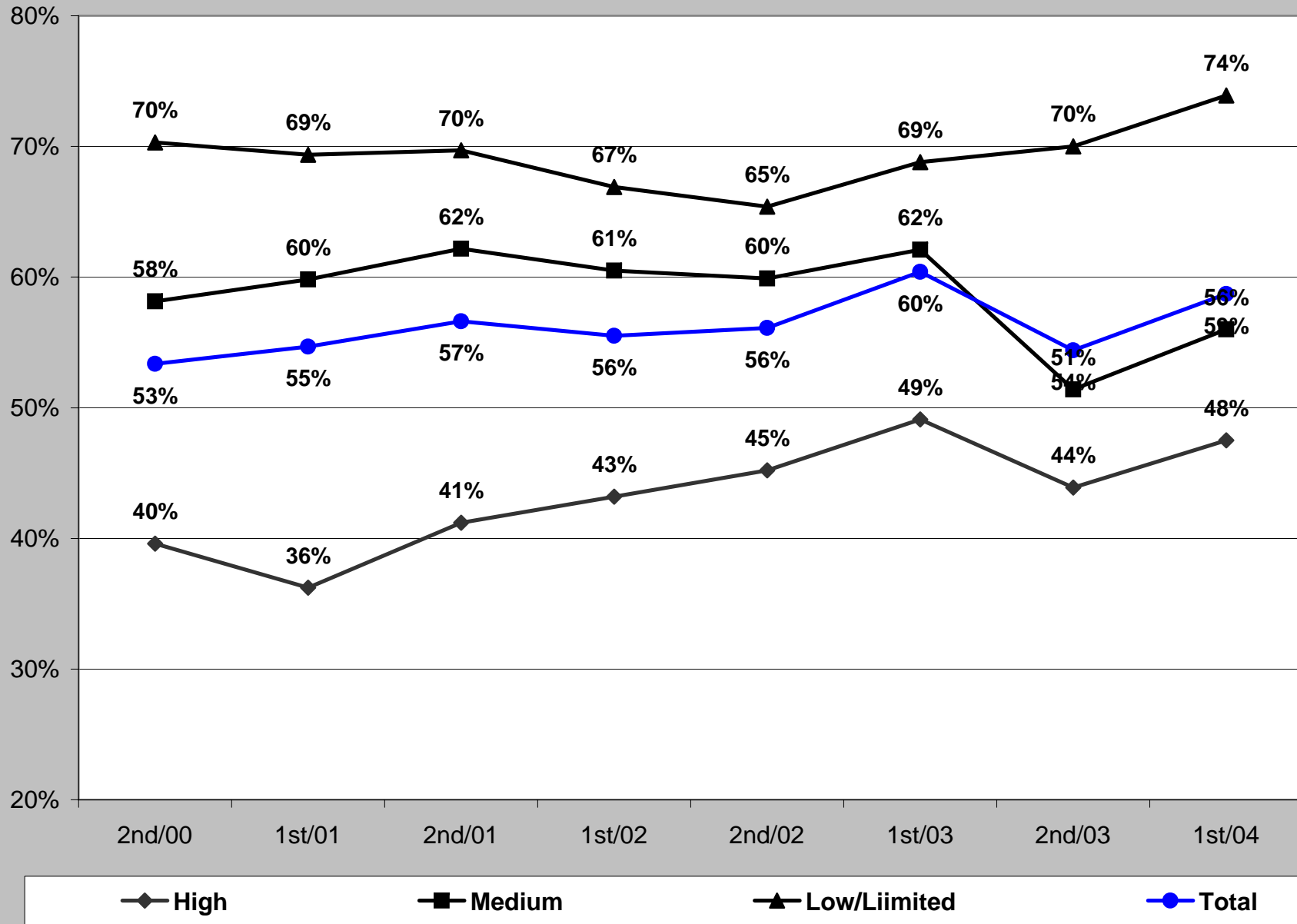
Parole/Post-Prison Supervision Positive Case Closures through 1st Half 2004 (Statewide Totals)



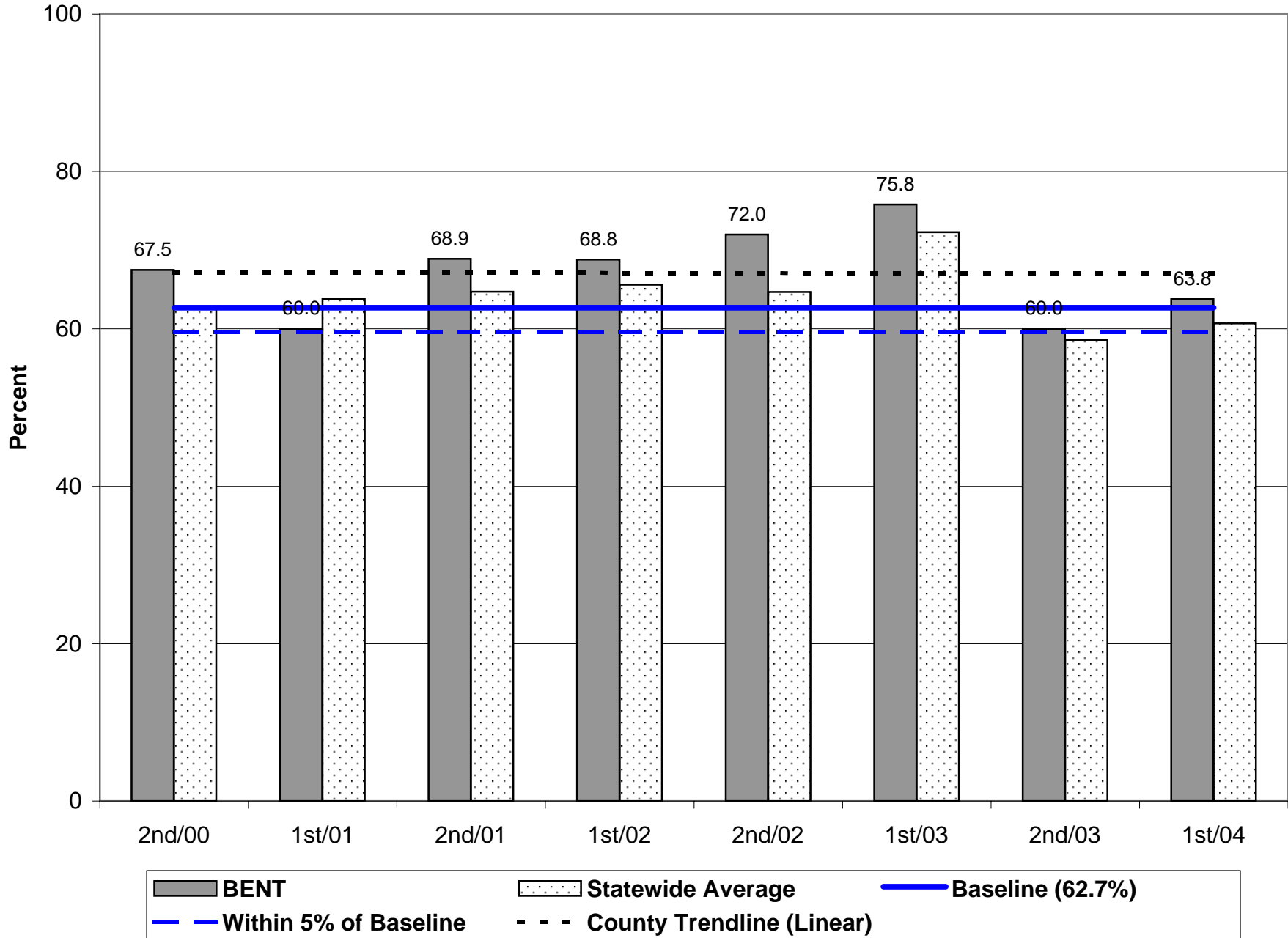
**Parole/Post-Prison Supervision Positive Case Closures by County
for 1st Half 2004
(Number of Closures >30)**



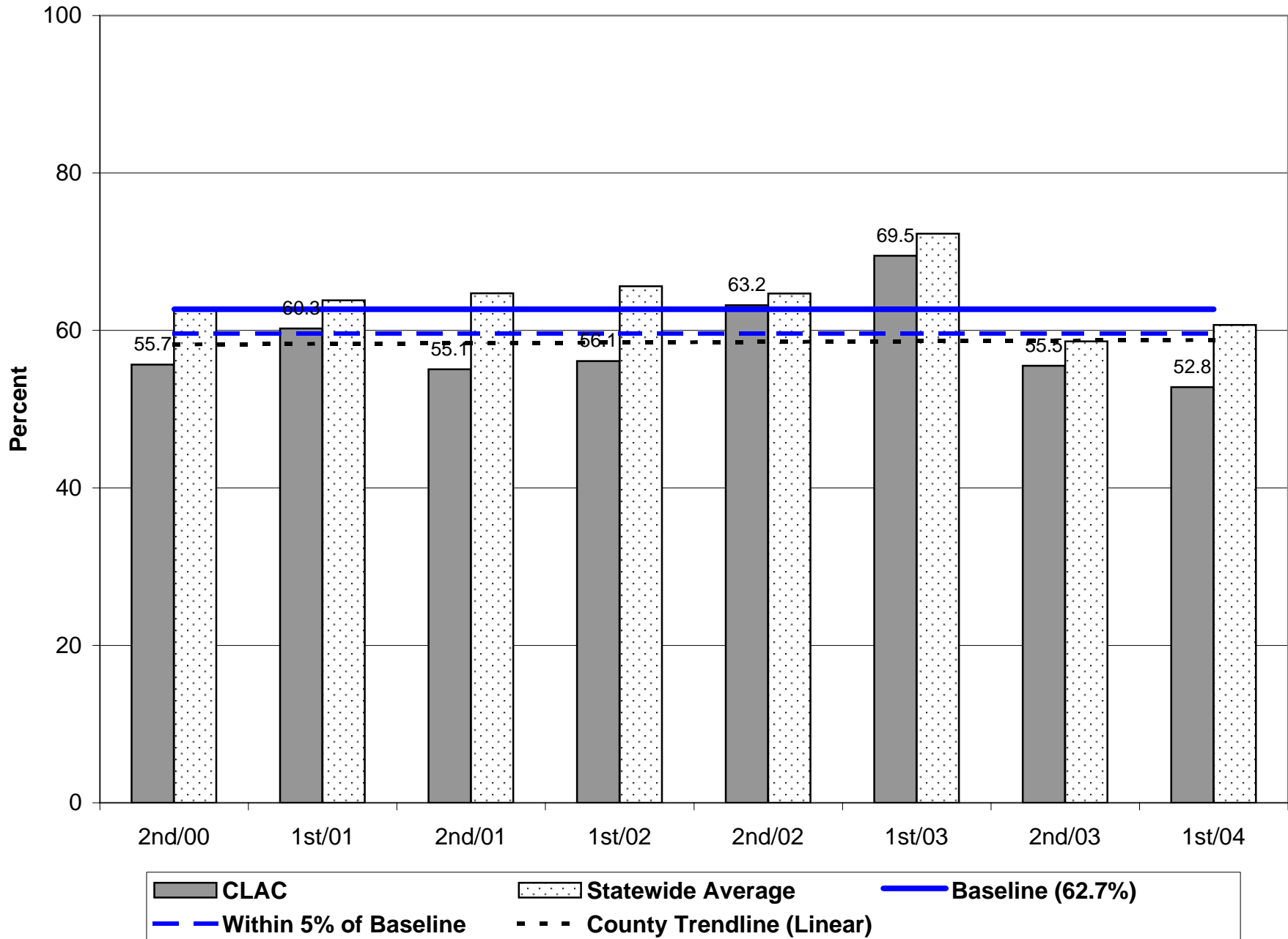
Parole/Post-Prison Supervision Positive Case Closures by Risk Level Statewide Totals through 1st Half 2004



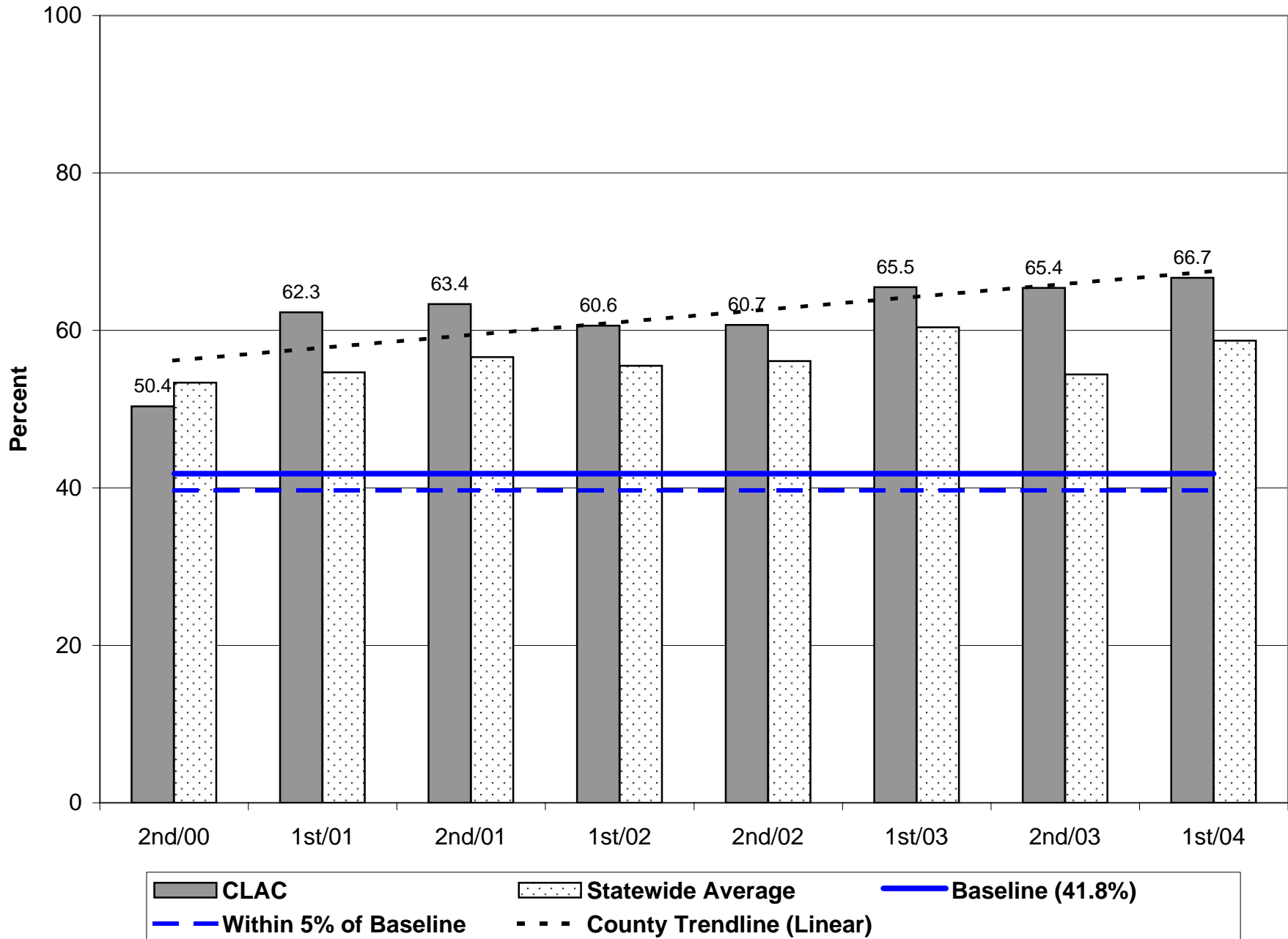
Probation Positive Case Closures - 1st Half 2004



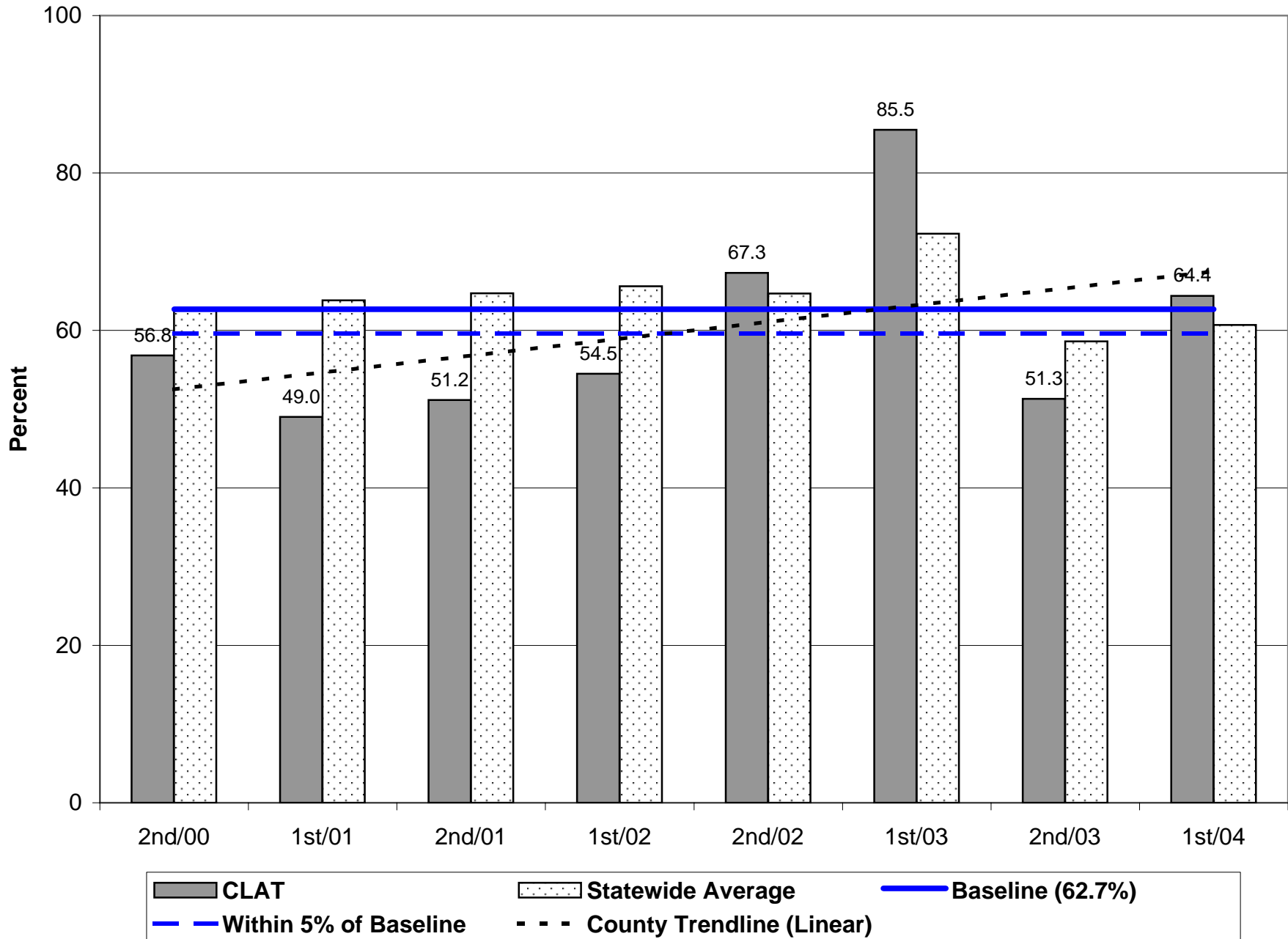
Probation Positive Case Closures - 1st Half 2004



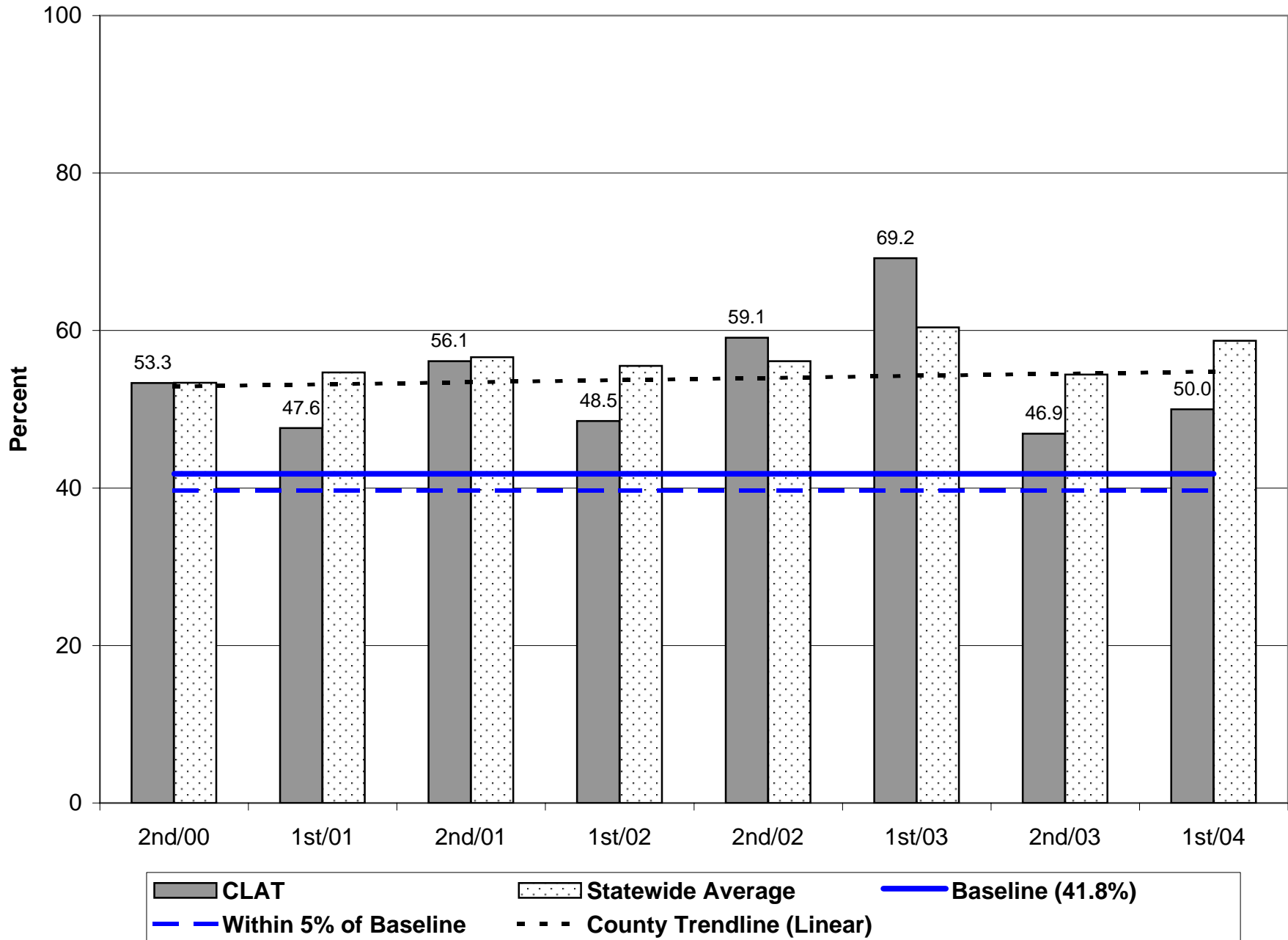
Parole/Post-Prison Supervision Positive Case Closures - 1st Half 2004



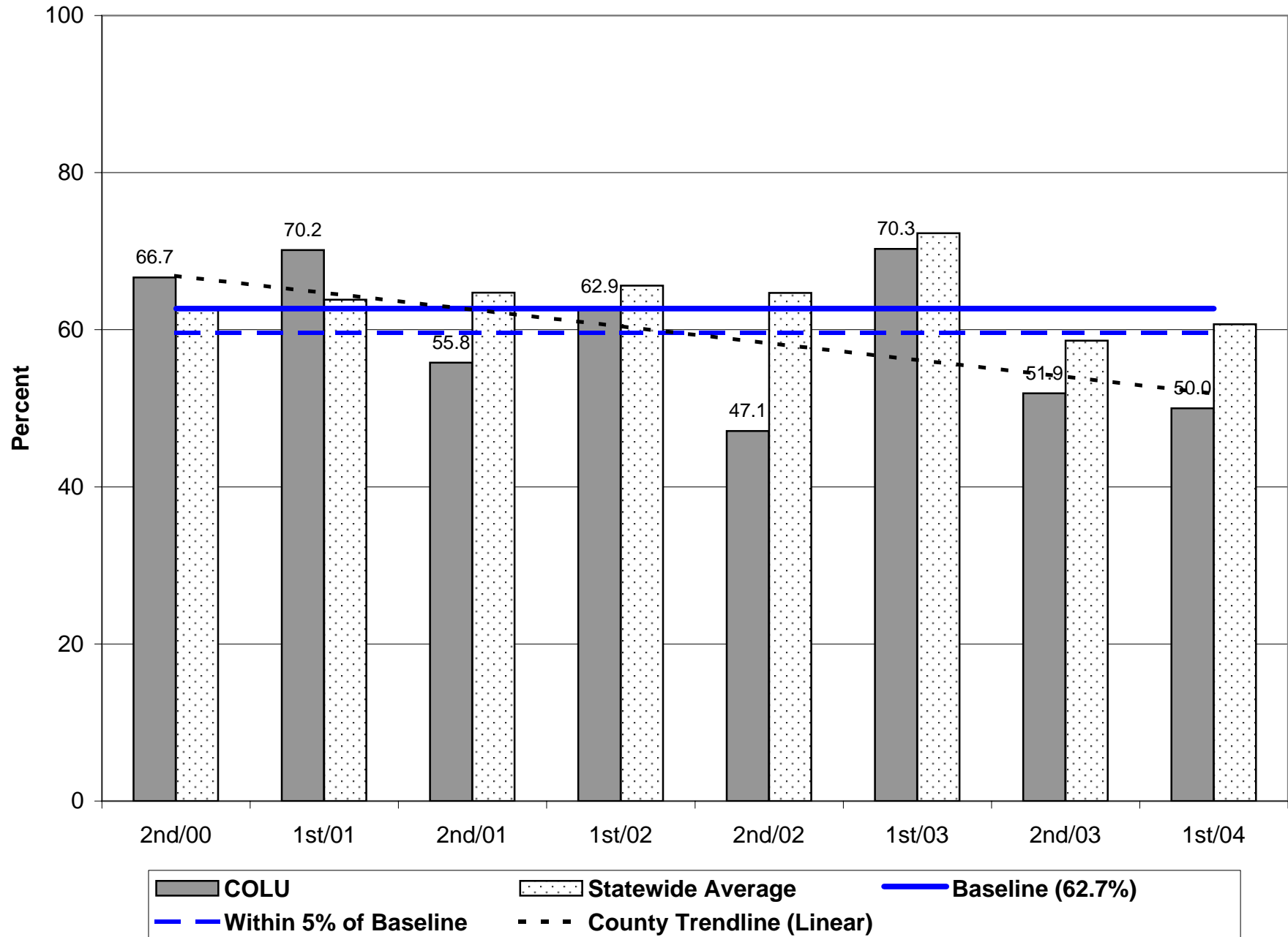
Probation Positive Case Closures - 1st Half 2004



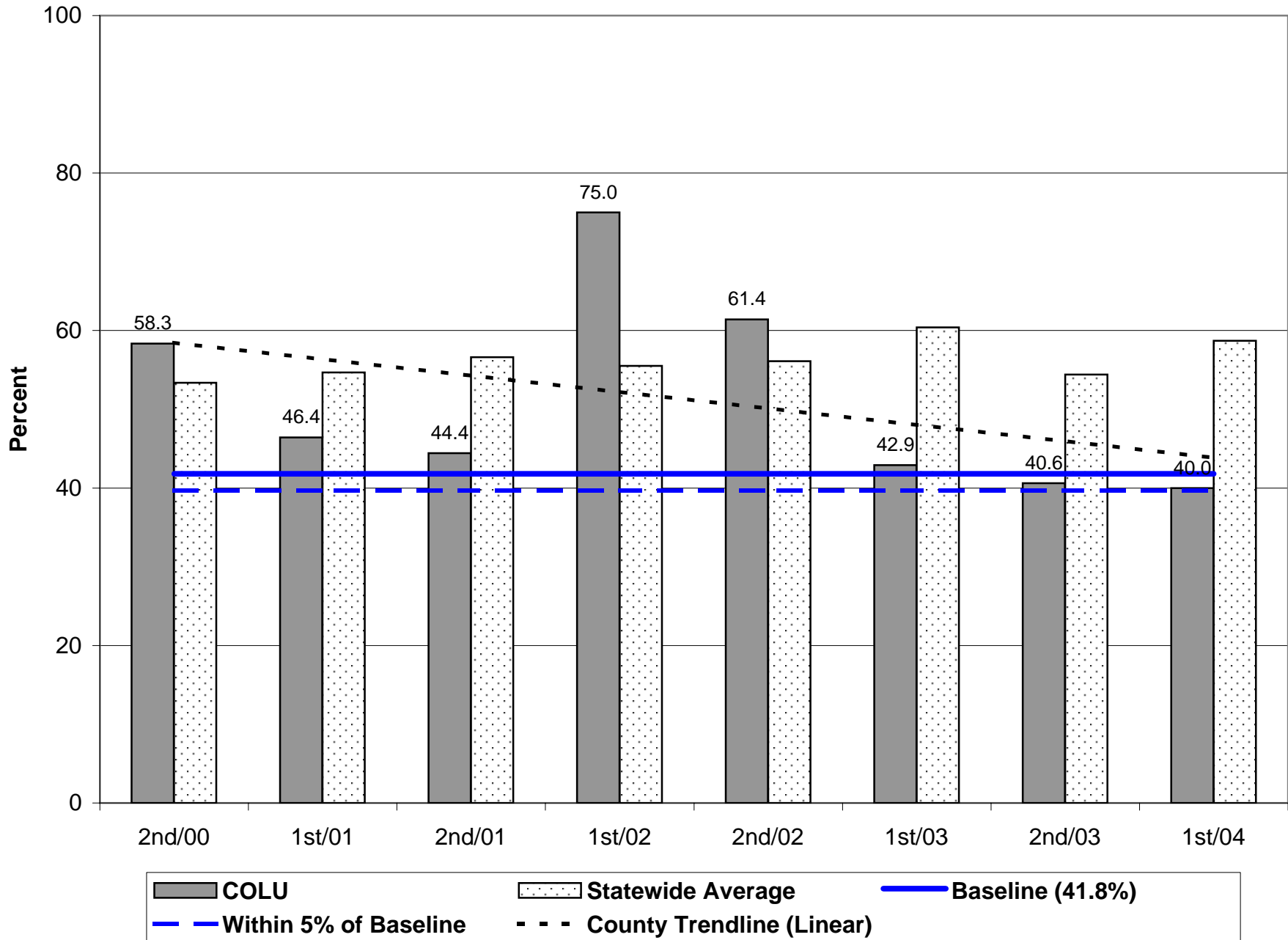
Parole/Post-Prison Supervision Positive Case Closures - 1st Half 2004



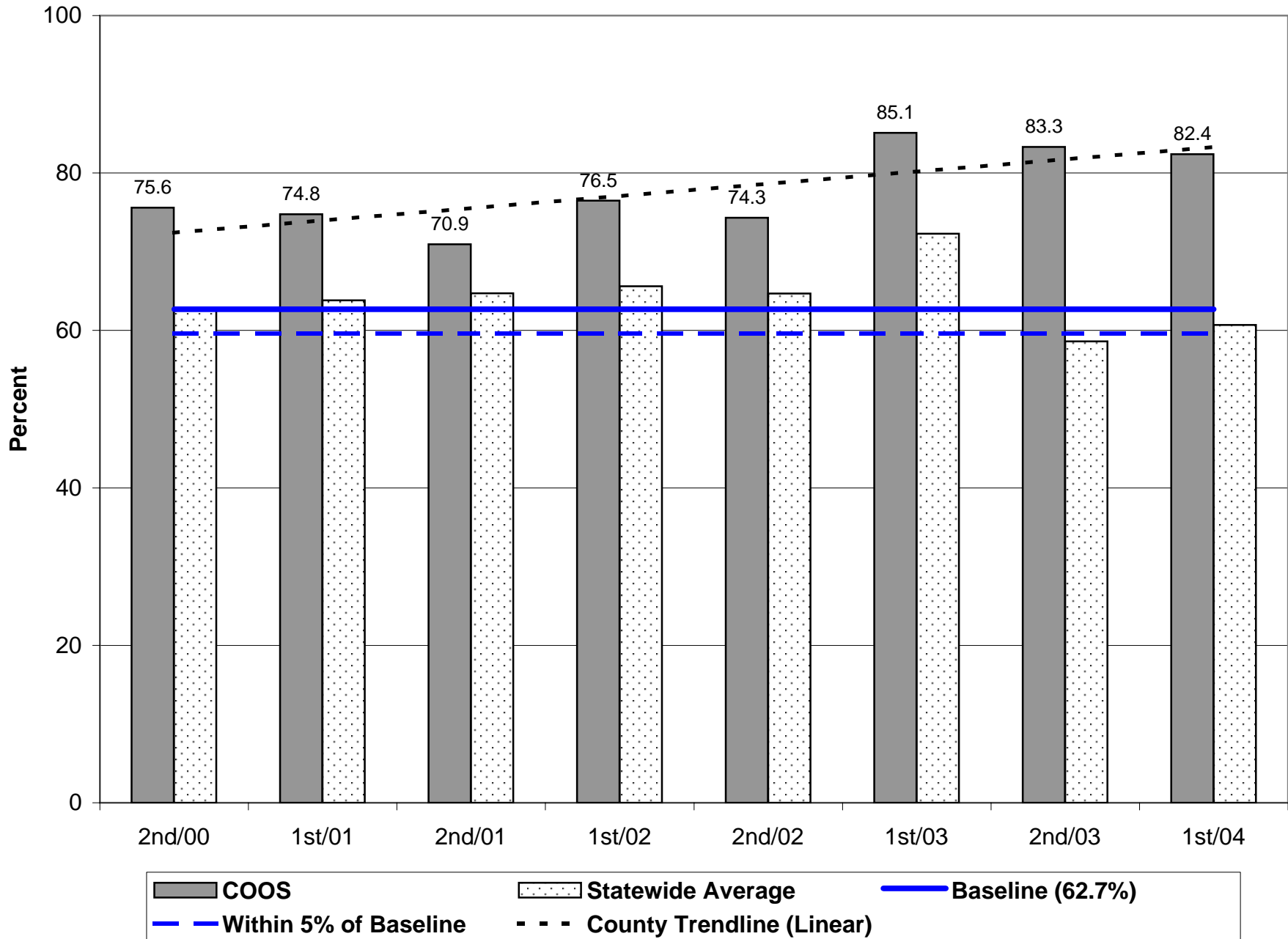
Probation Positive Case Closures - 1st Half 2004



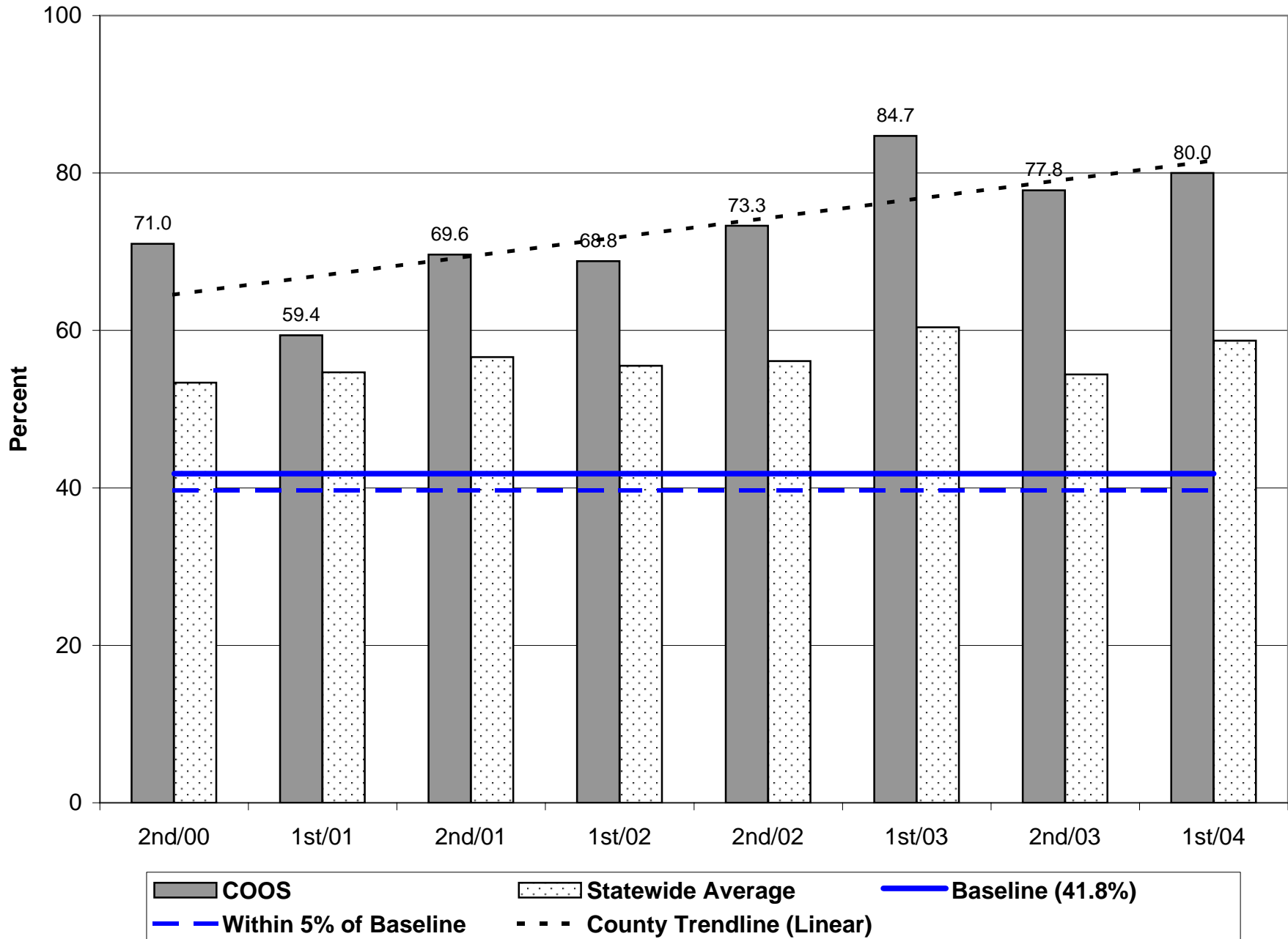
Parole/Post-Prison Supervision Positive Case Closures - 1st Half 2004



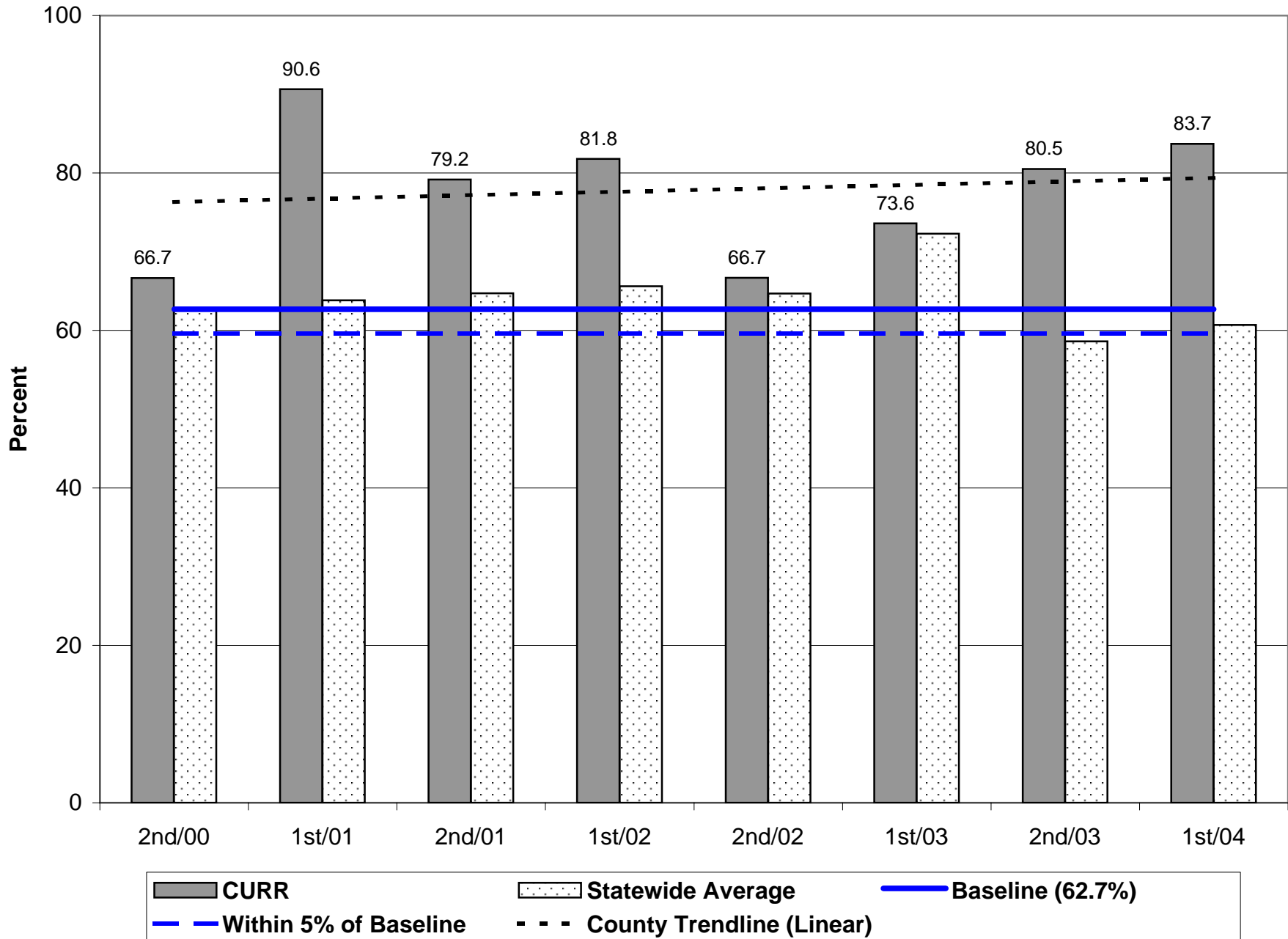
Probation Positive Case Closures - 1st Half 2004



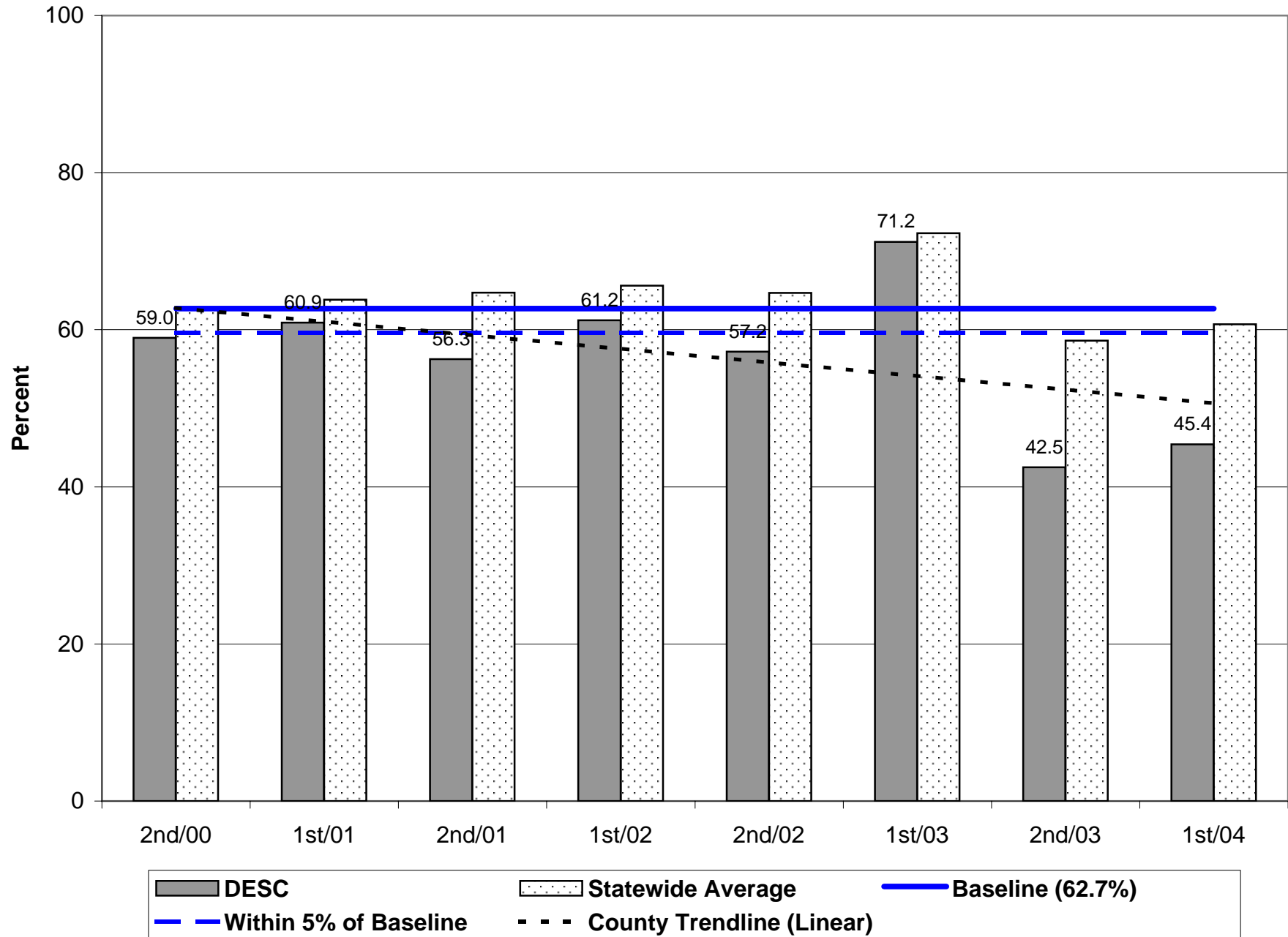
Parole/Post-Prison Supervision Positive Case Closures - 1st Half 2004



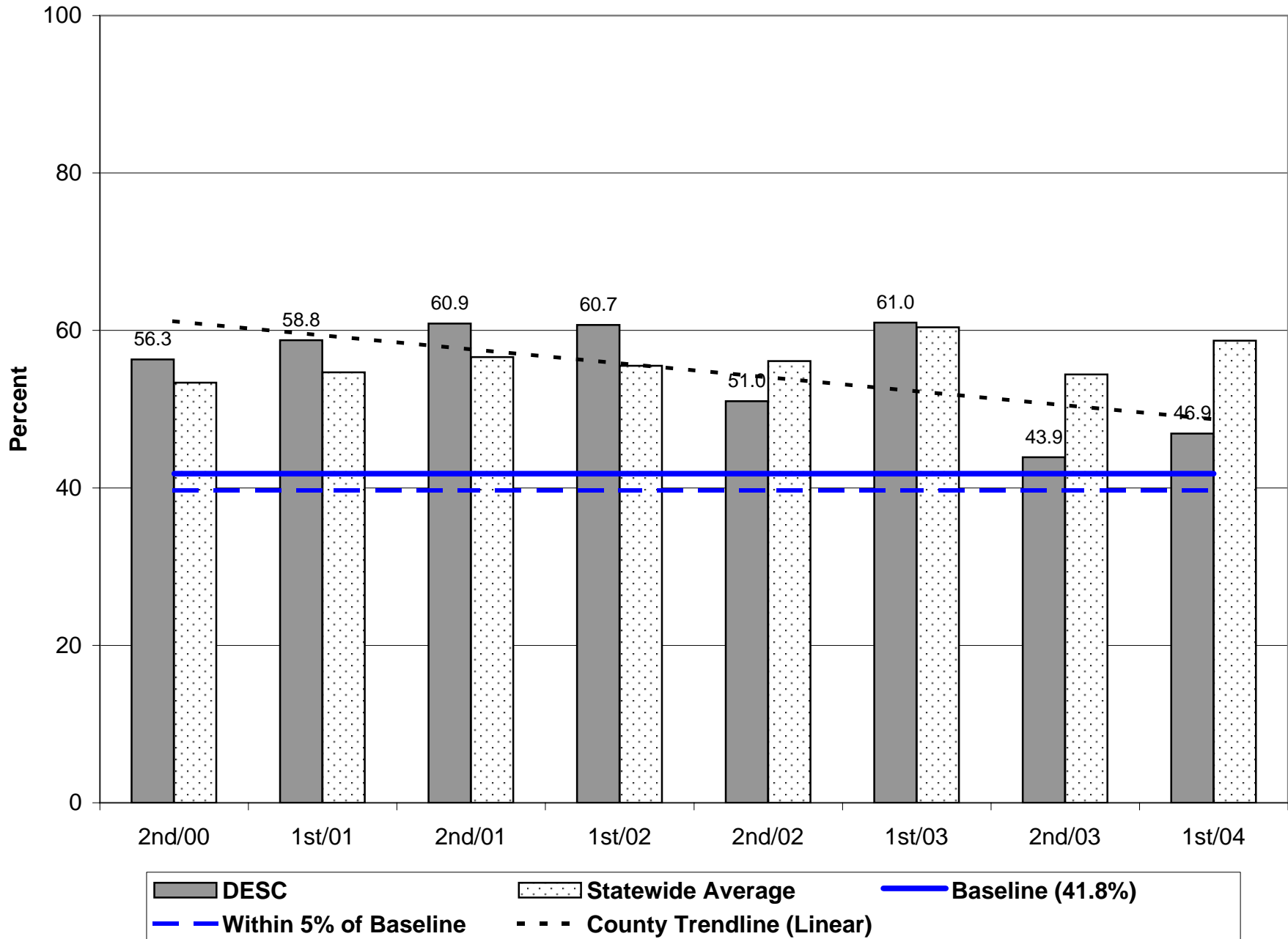
Probation Positive Case Closures - 1st Half 2004



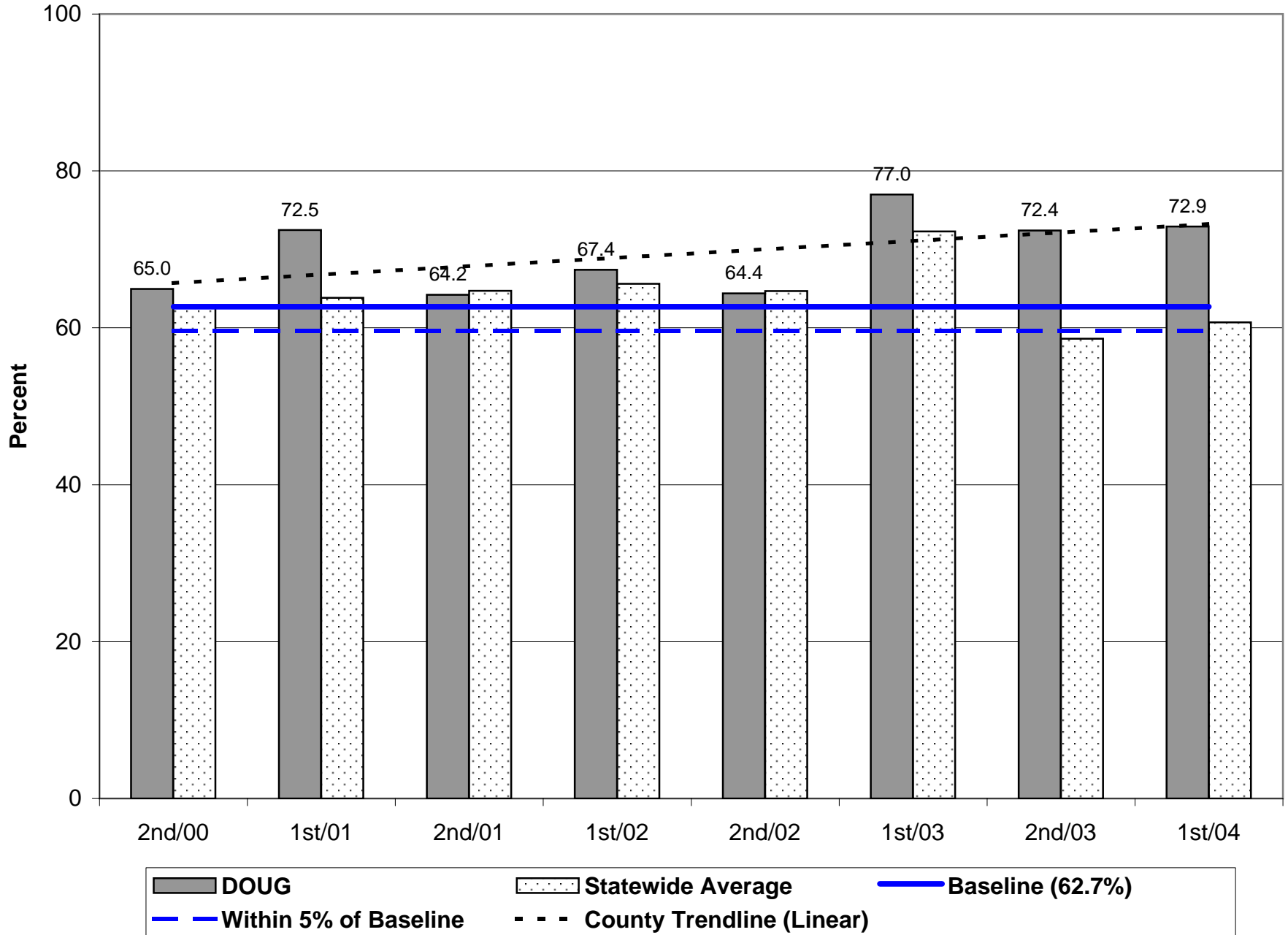
Probation Positive Case Closures - 1st Half 2004



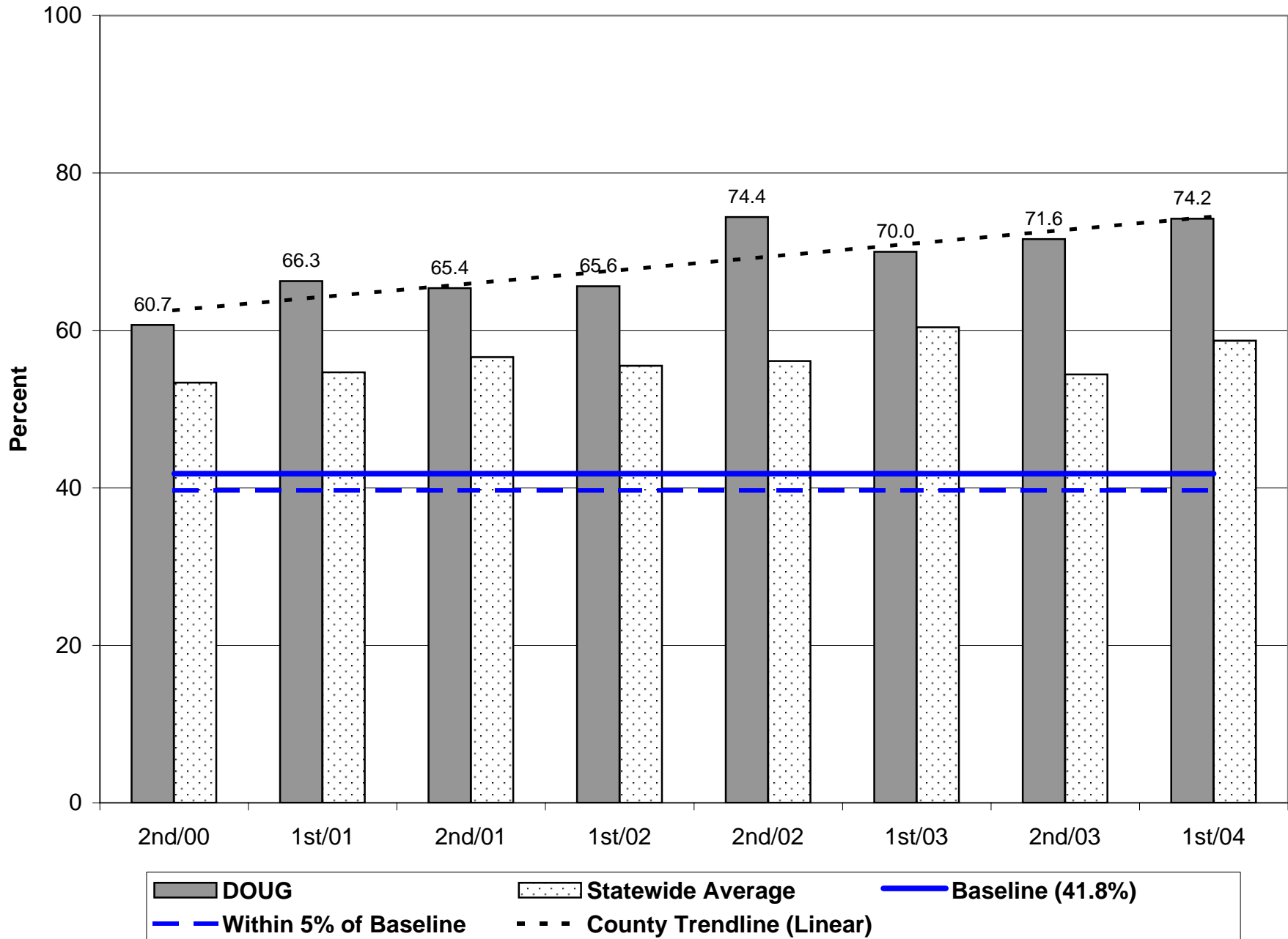
Parole/Post-Prison Supervision Positive Case Closures - 1st Half 2004



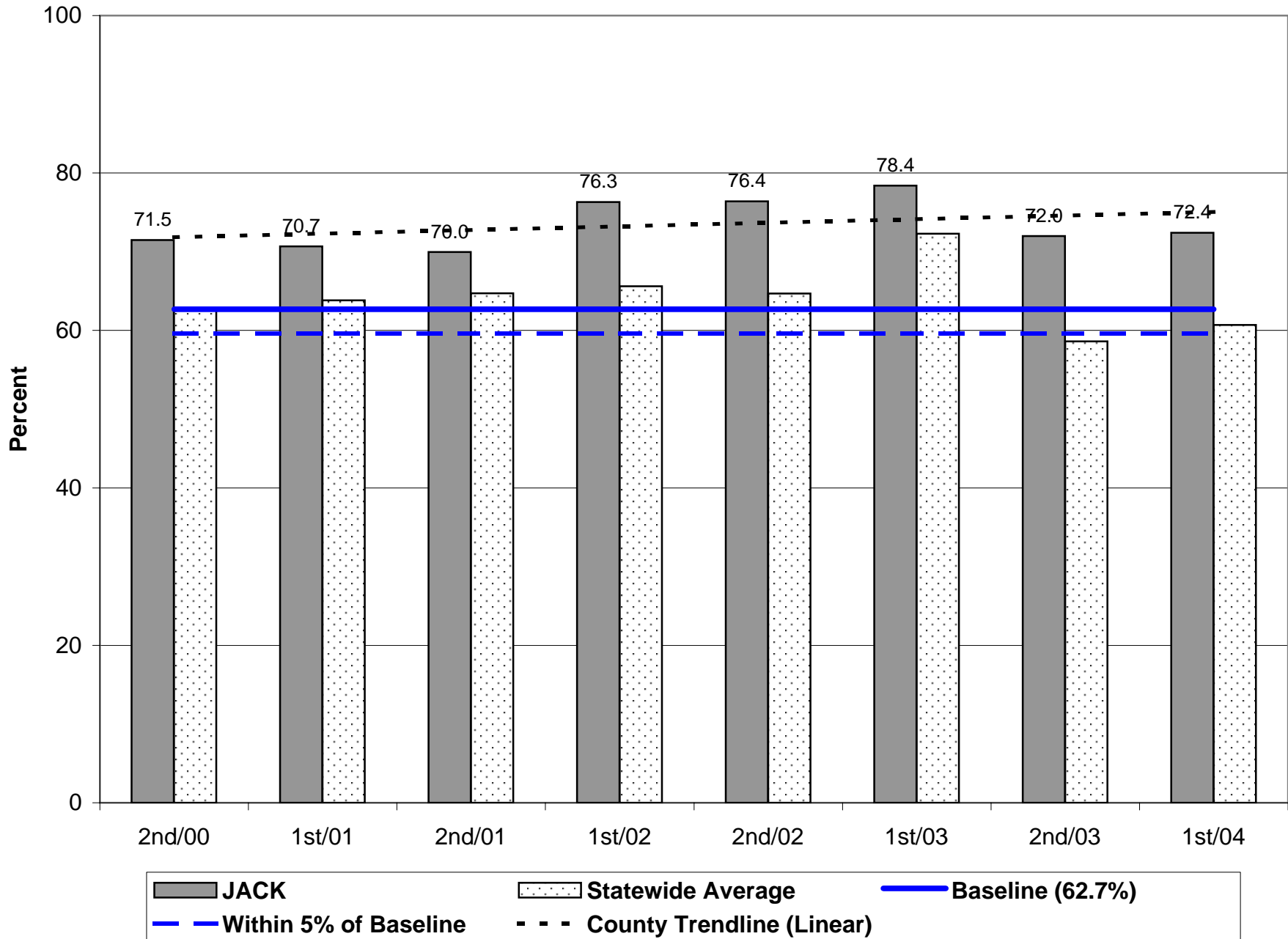
Probation Positive Case Closures - 1st Half 2004



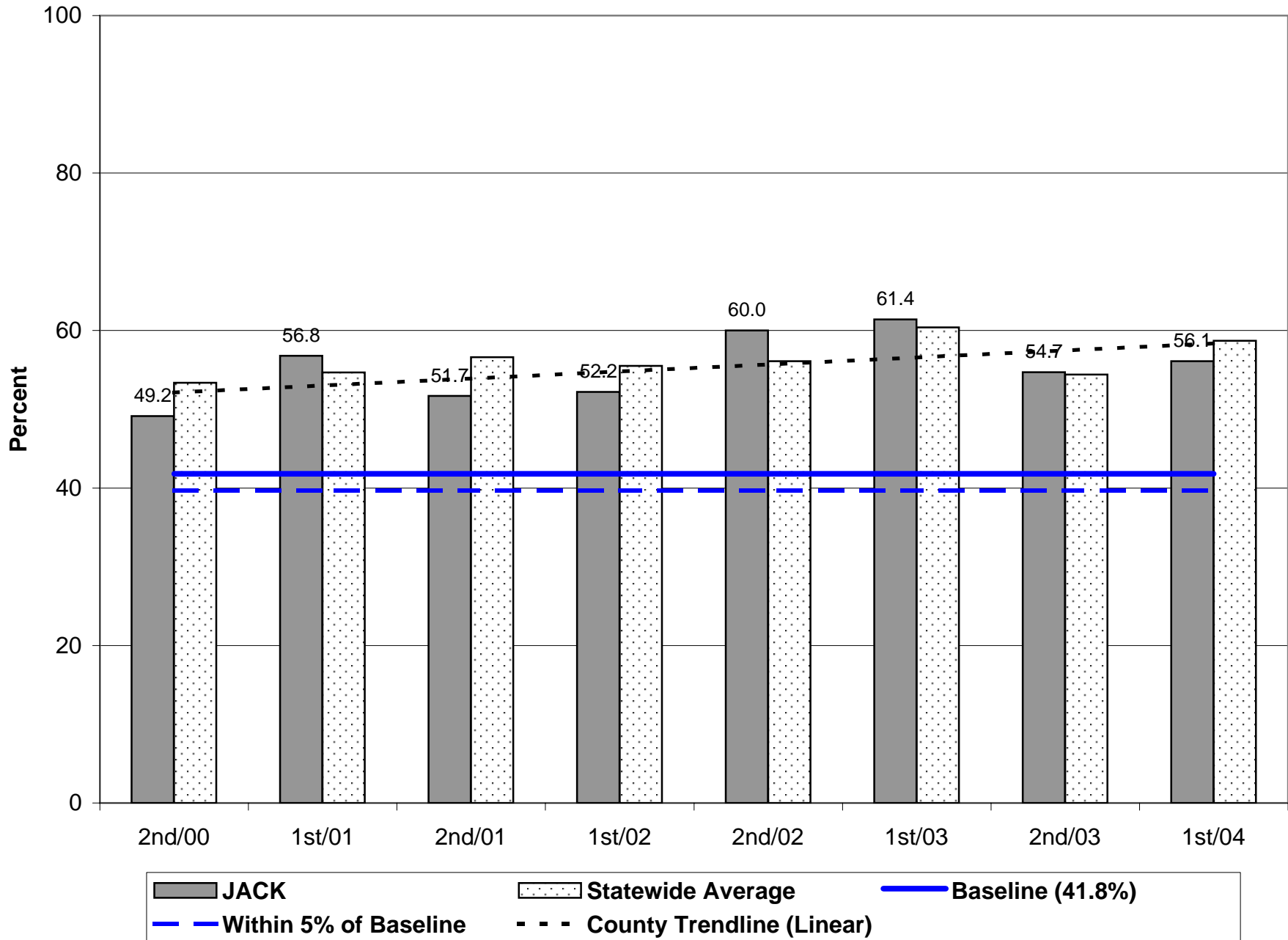
Parole/Post-Prison Supervision Positive Case Closures - 1st Half 2004



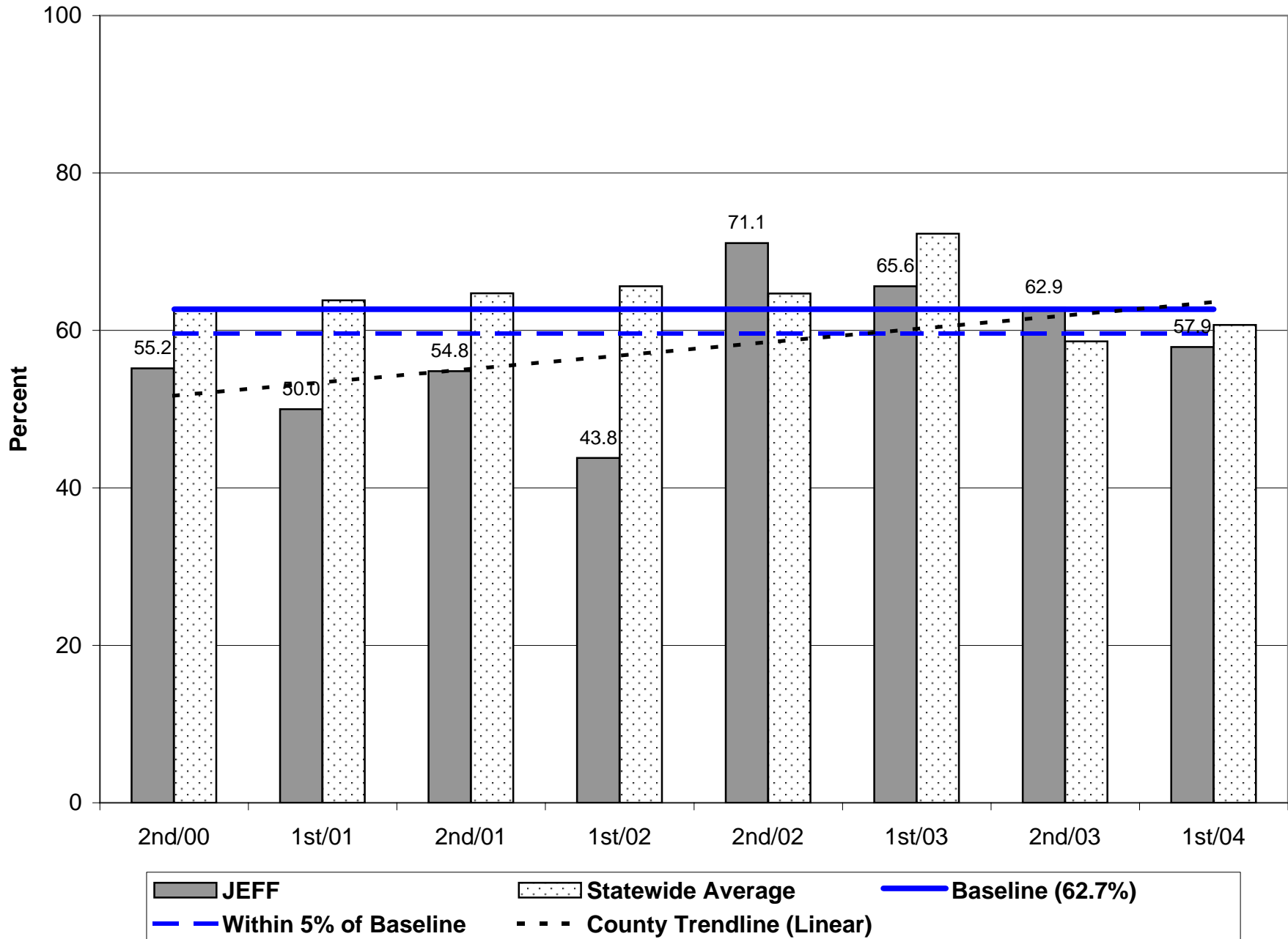
Probation Positive Case Closures - 1st Half 2004



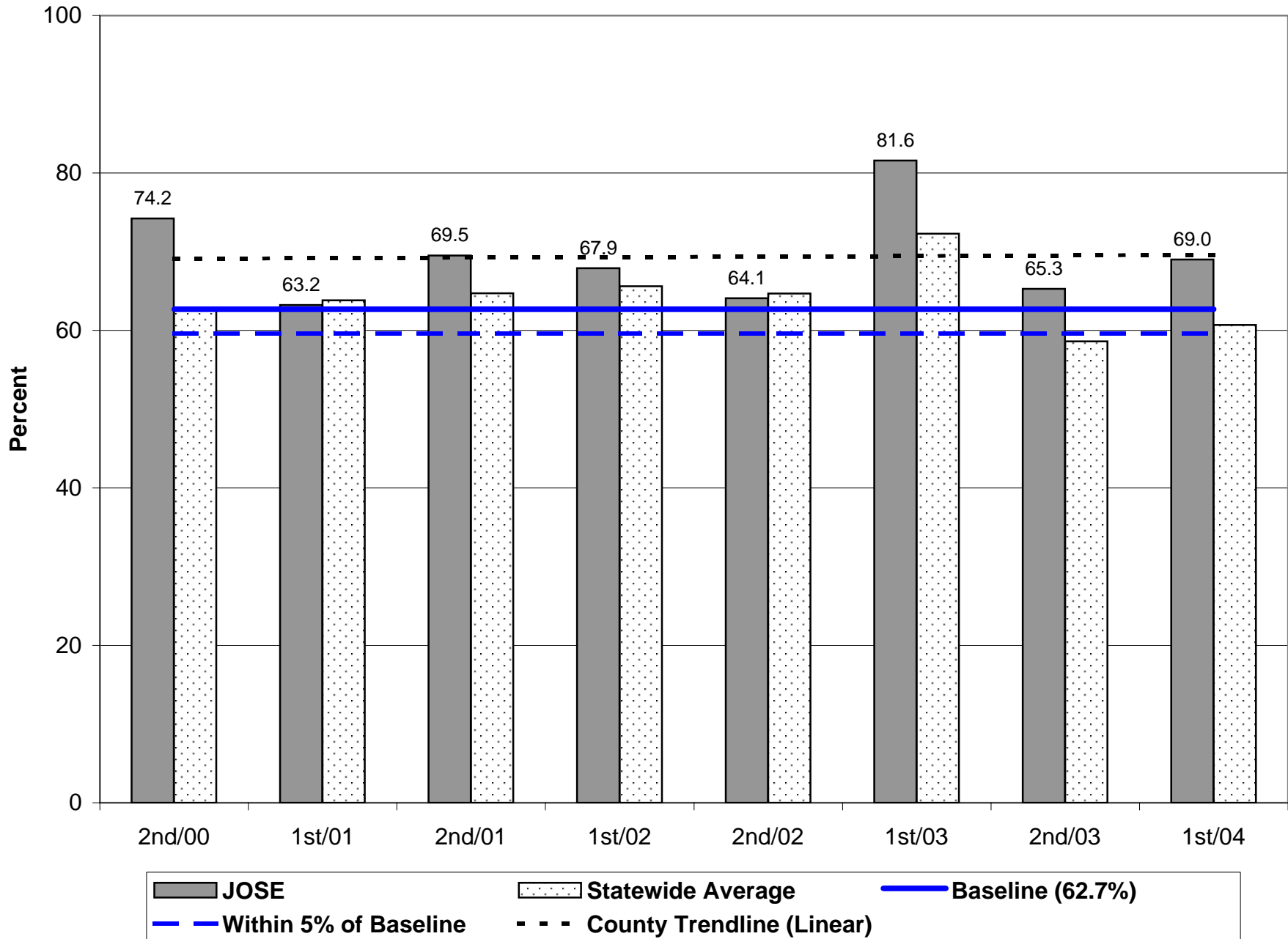
Parole/Post-Prison Supervision Positive Case Closures - 1st Half 2004



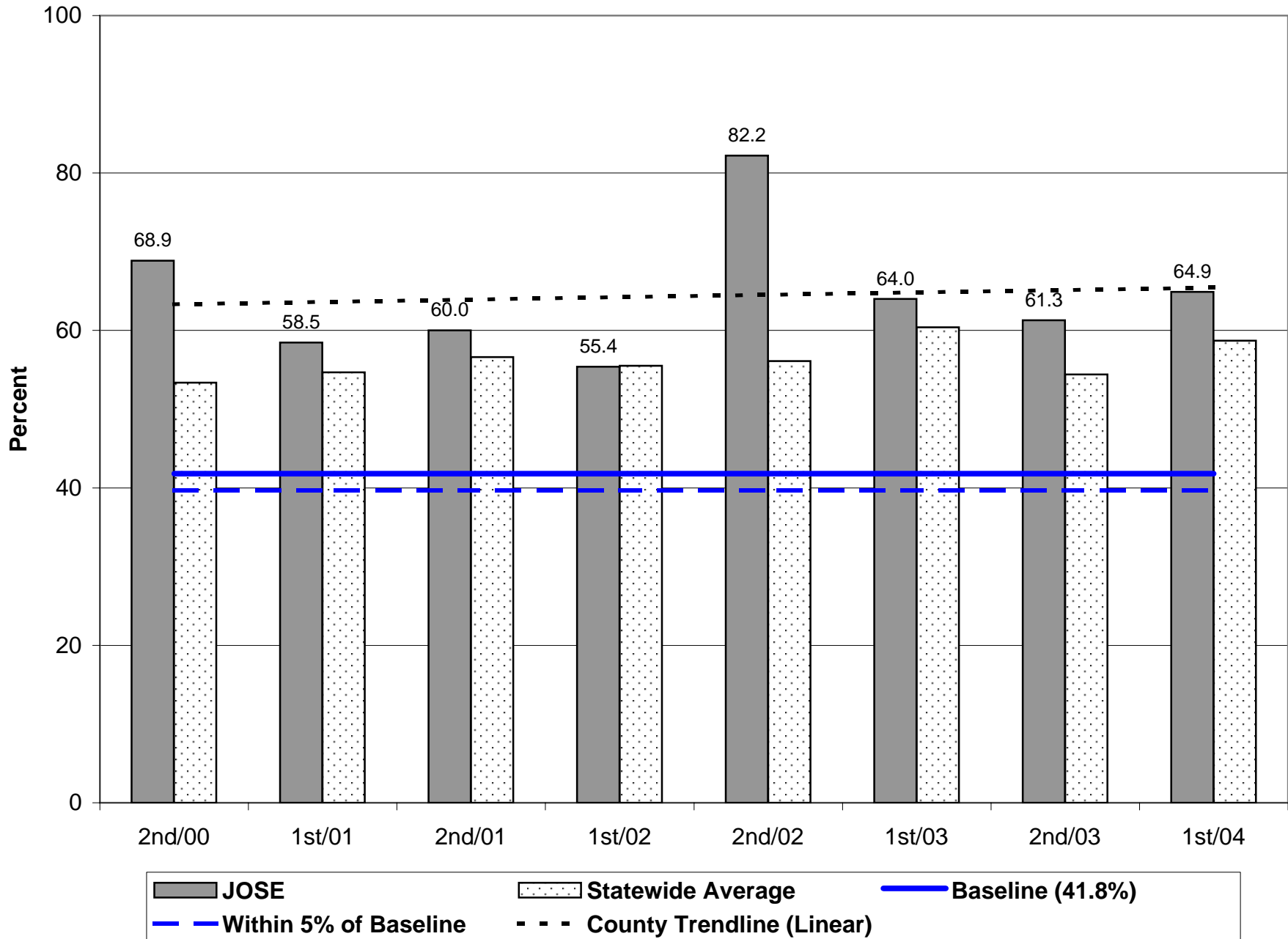
Probation Positive Case Closures - 1st Half 2004



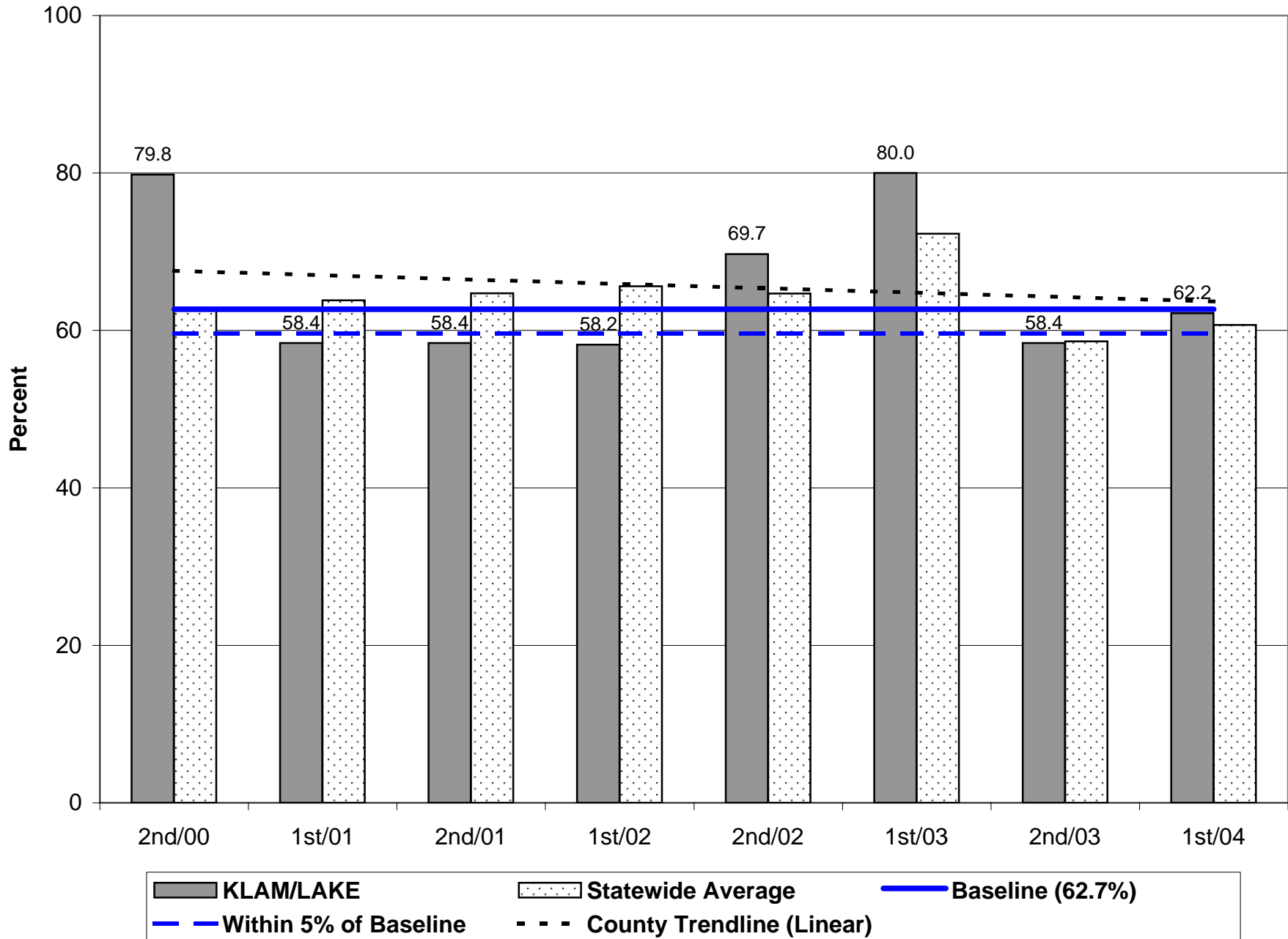
Probation Positive Case Closures - 1st Half 2004



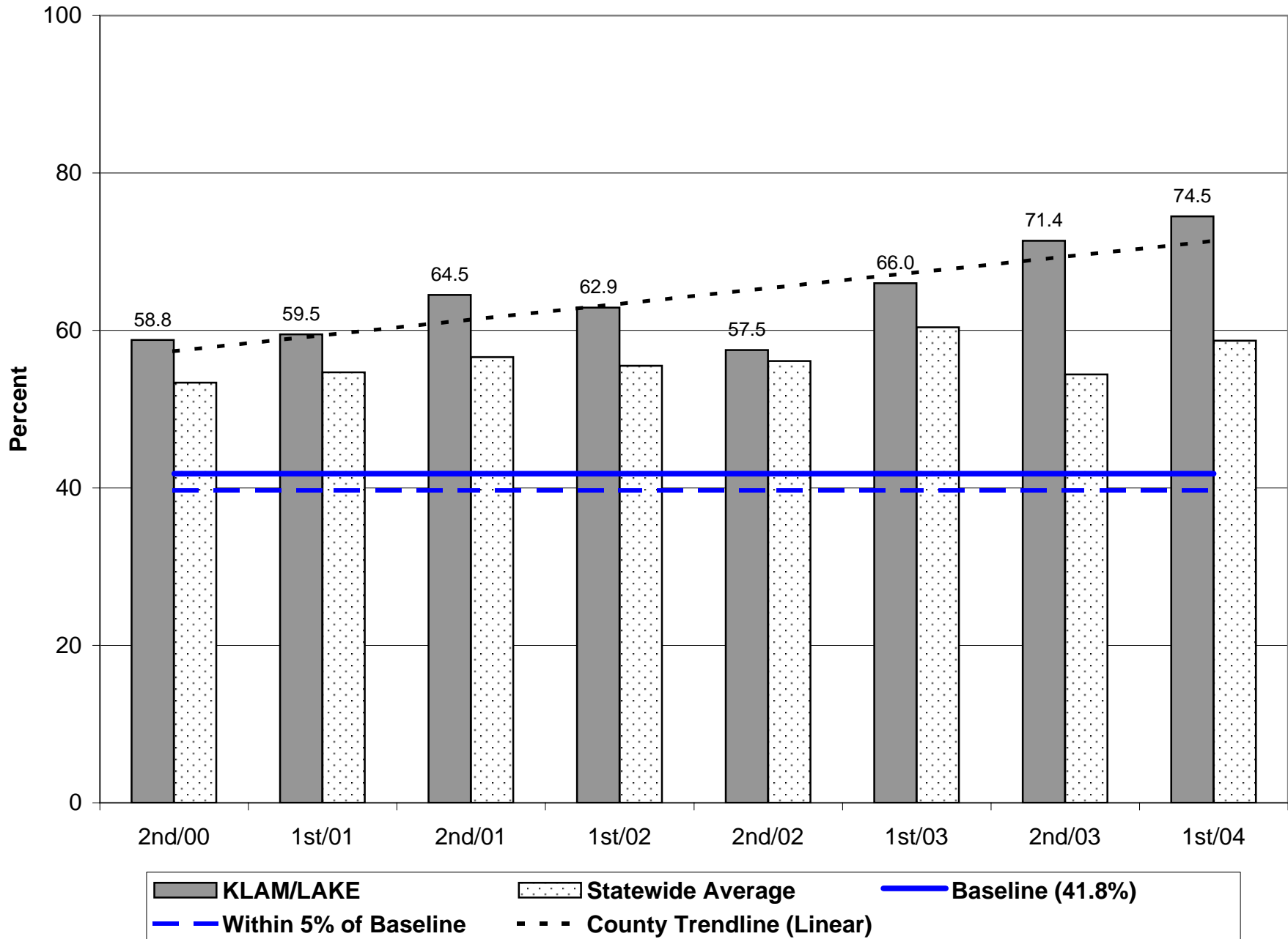
Parole/Post-Prison Supervision Positive Case Closures - 1st Half 2004



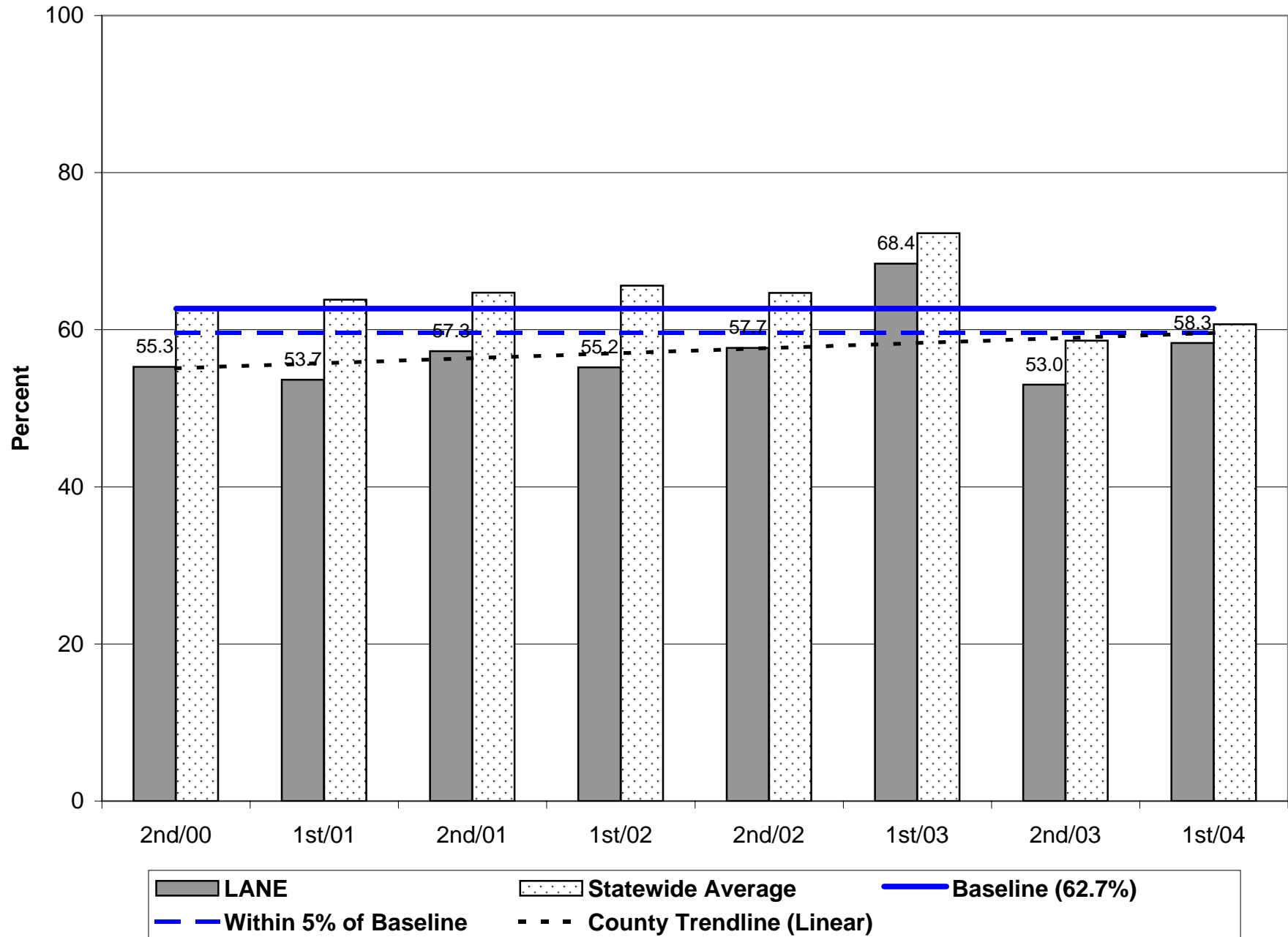
Probation Positive Case Closures - 1st Half 2004



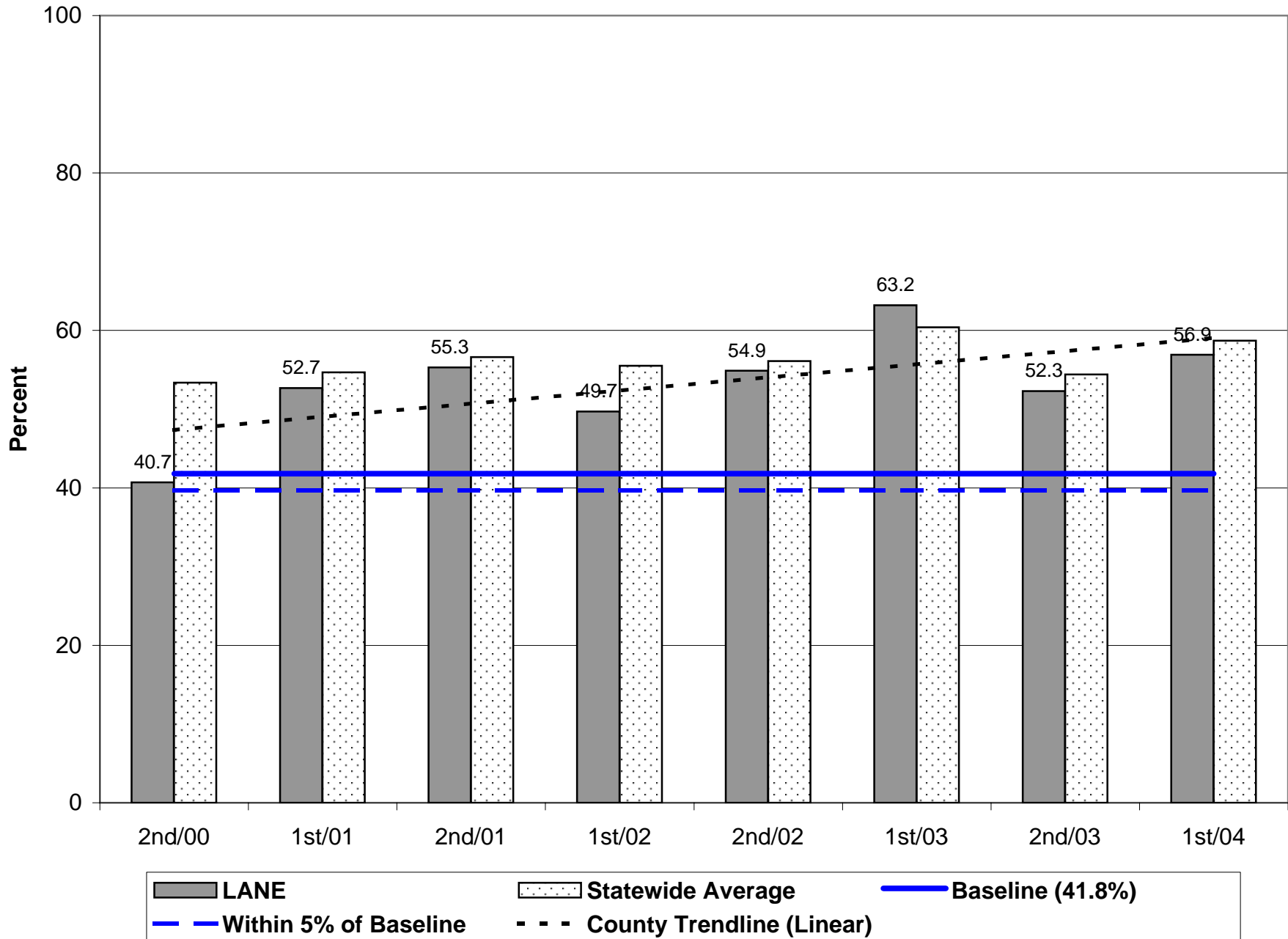
Parole/Post-Prison Supervision Positive Case Closures - 1st Half 2004



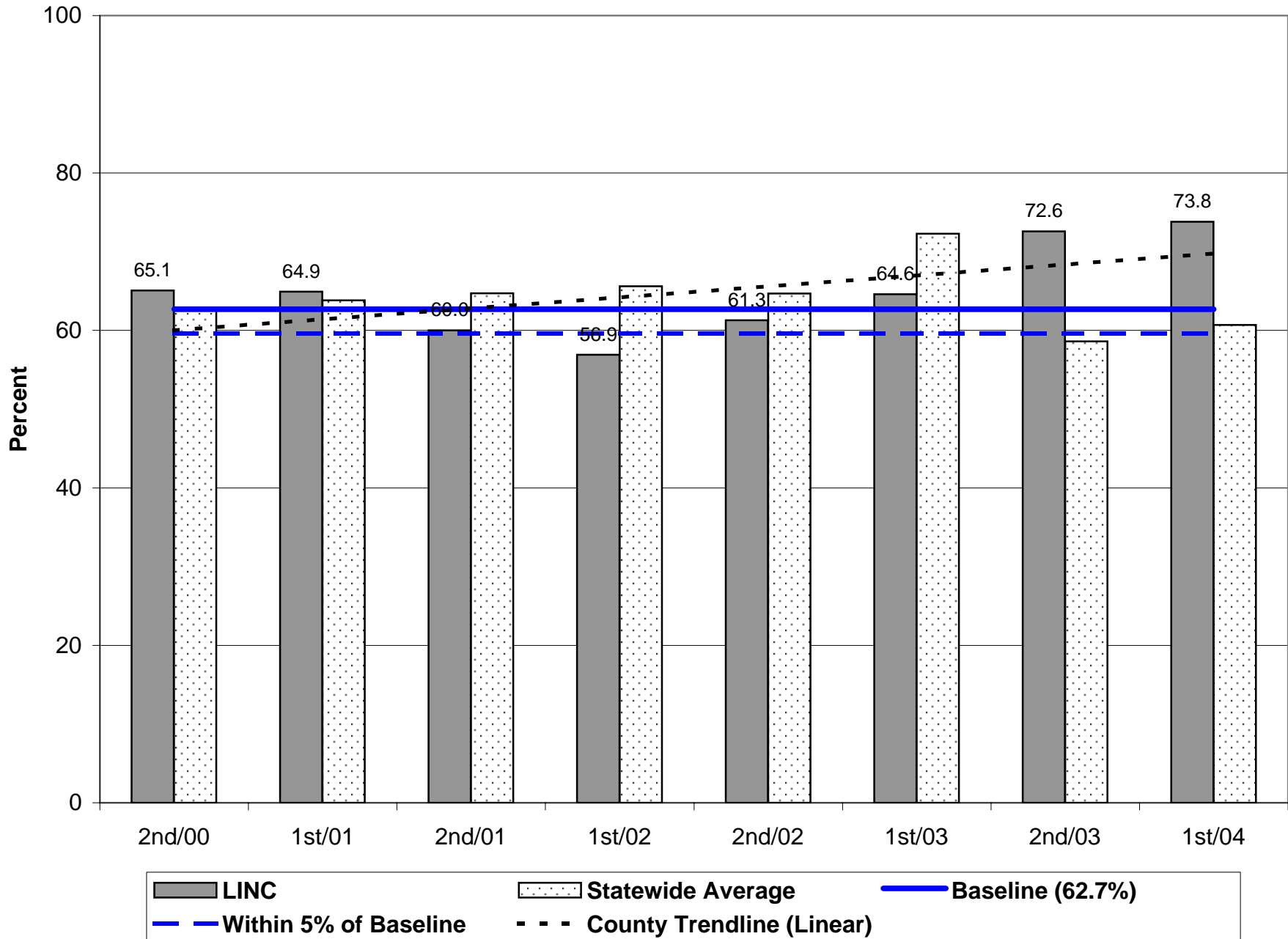
Probation Positive Case Closures - 1st Half 2004



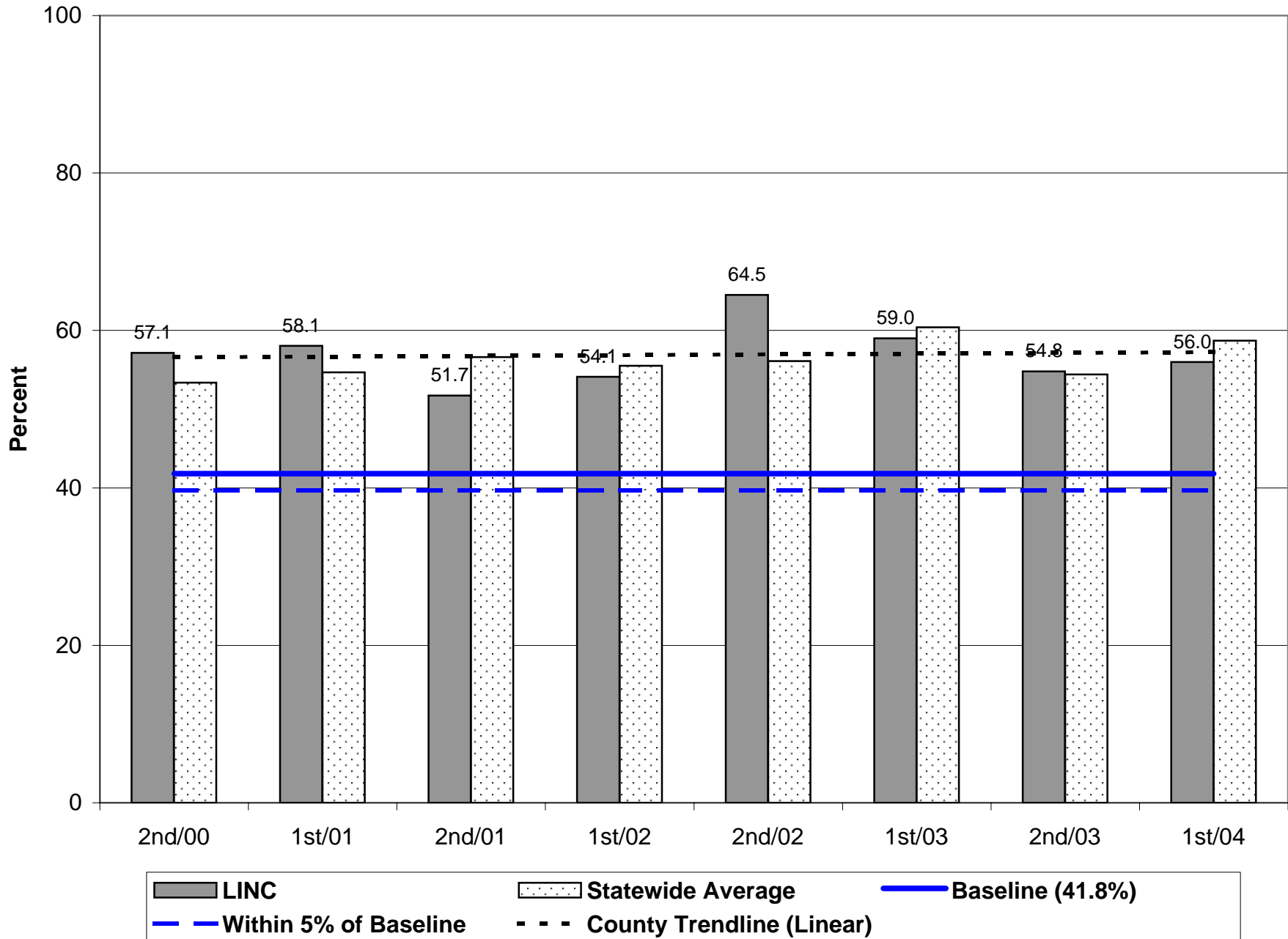
Parole/Post-Prison Supervision Positive Case Closures - 1st Half 2004



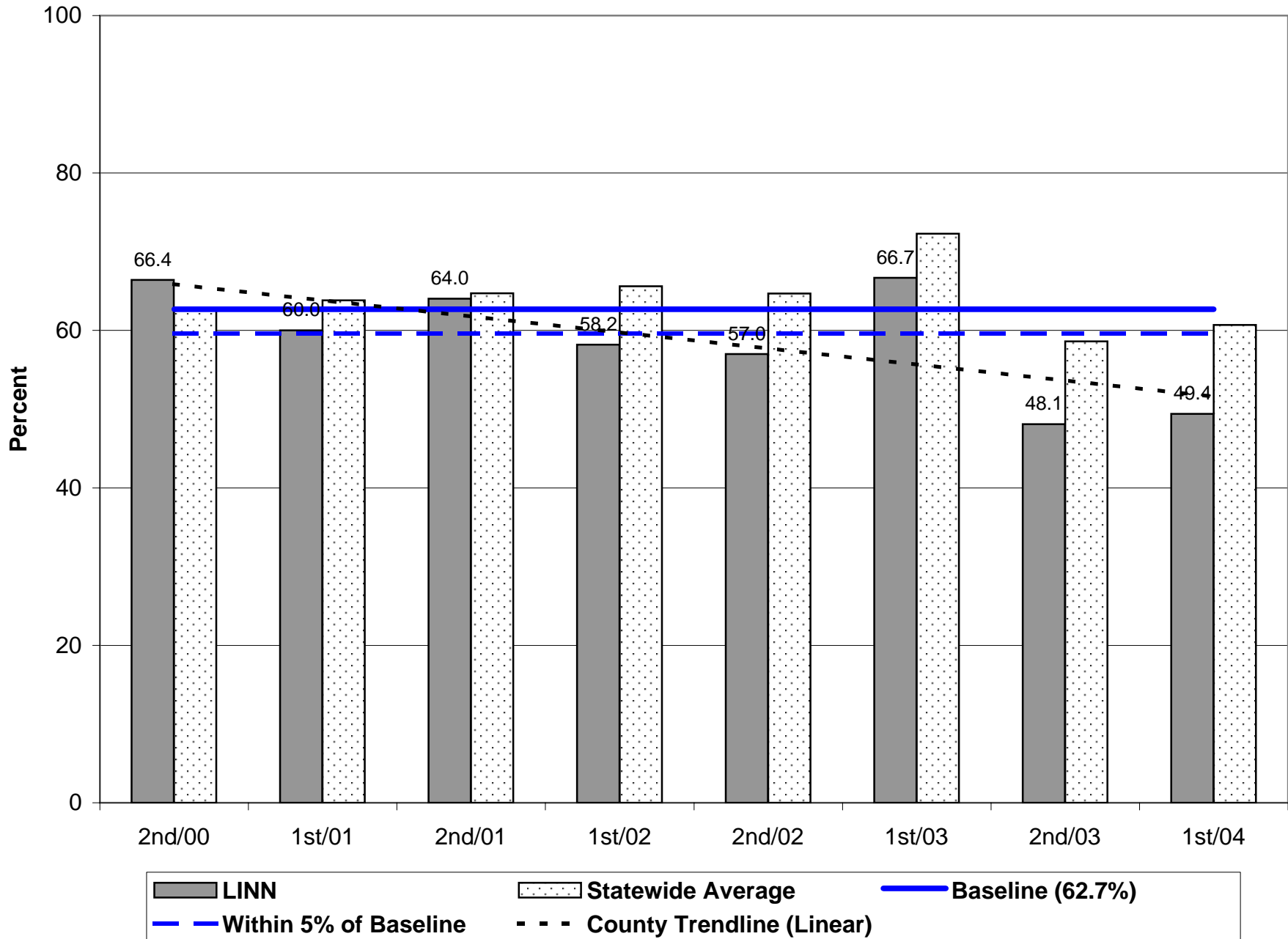
Probation Positive Case Closures - 1st Half 2004



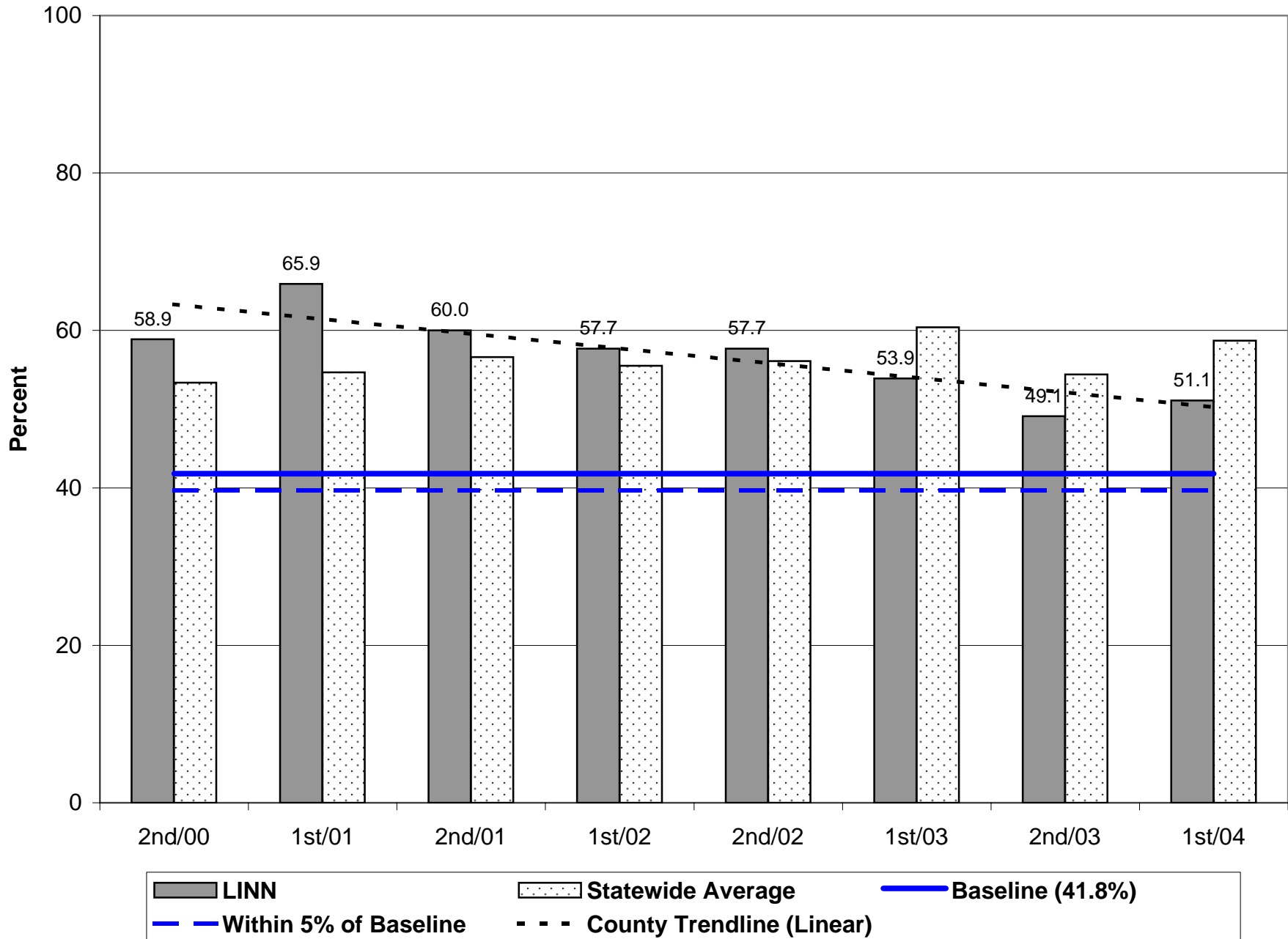
Parole/Post-Prison Supervision Positive Case Closures - 1st Half 2004



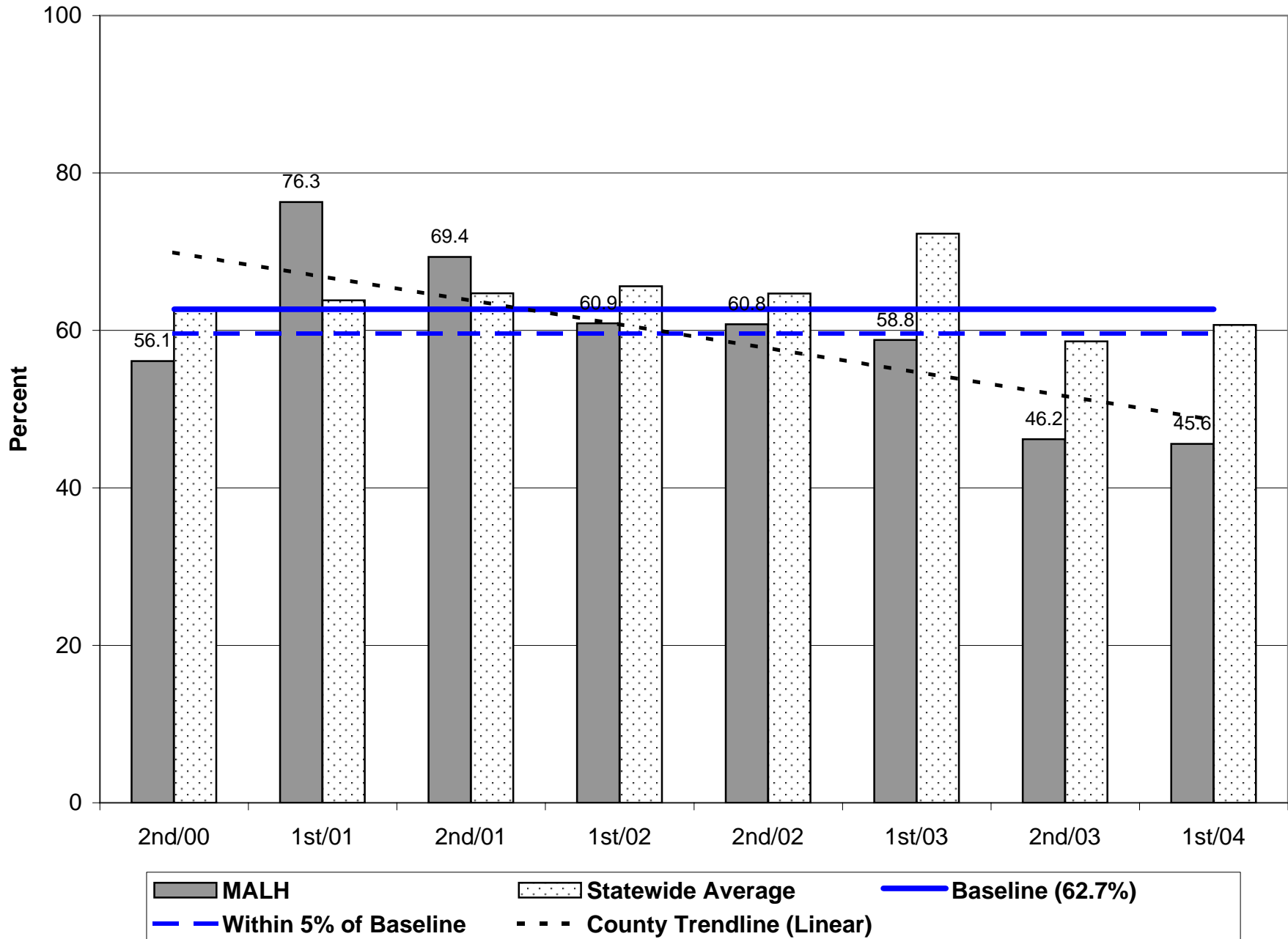
Probation Positive Case Closures - 1st Half 2004



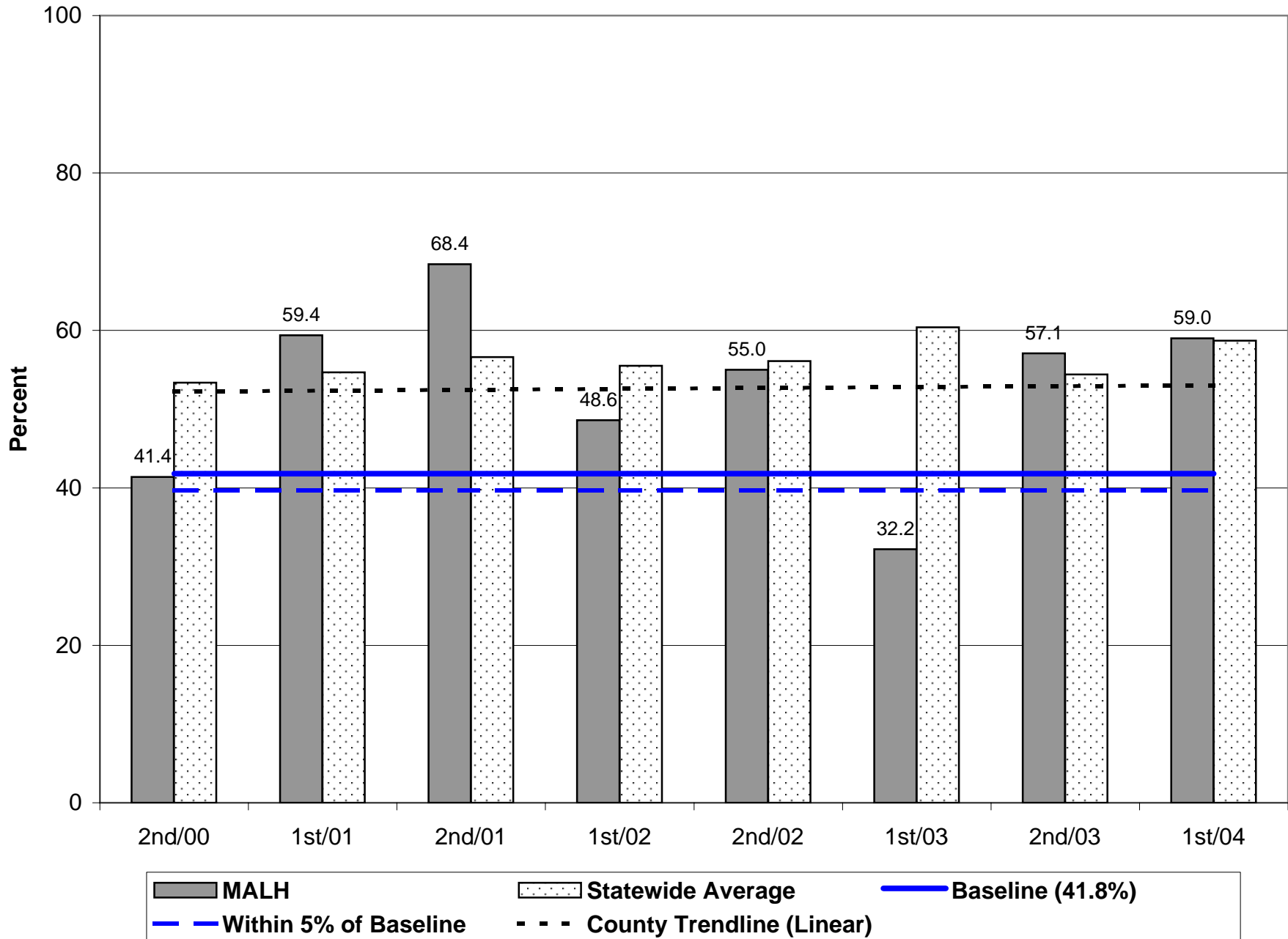
Parole/Post-Prison Supervision Positive Case Closures - 1st Half 2004



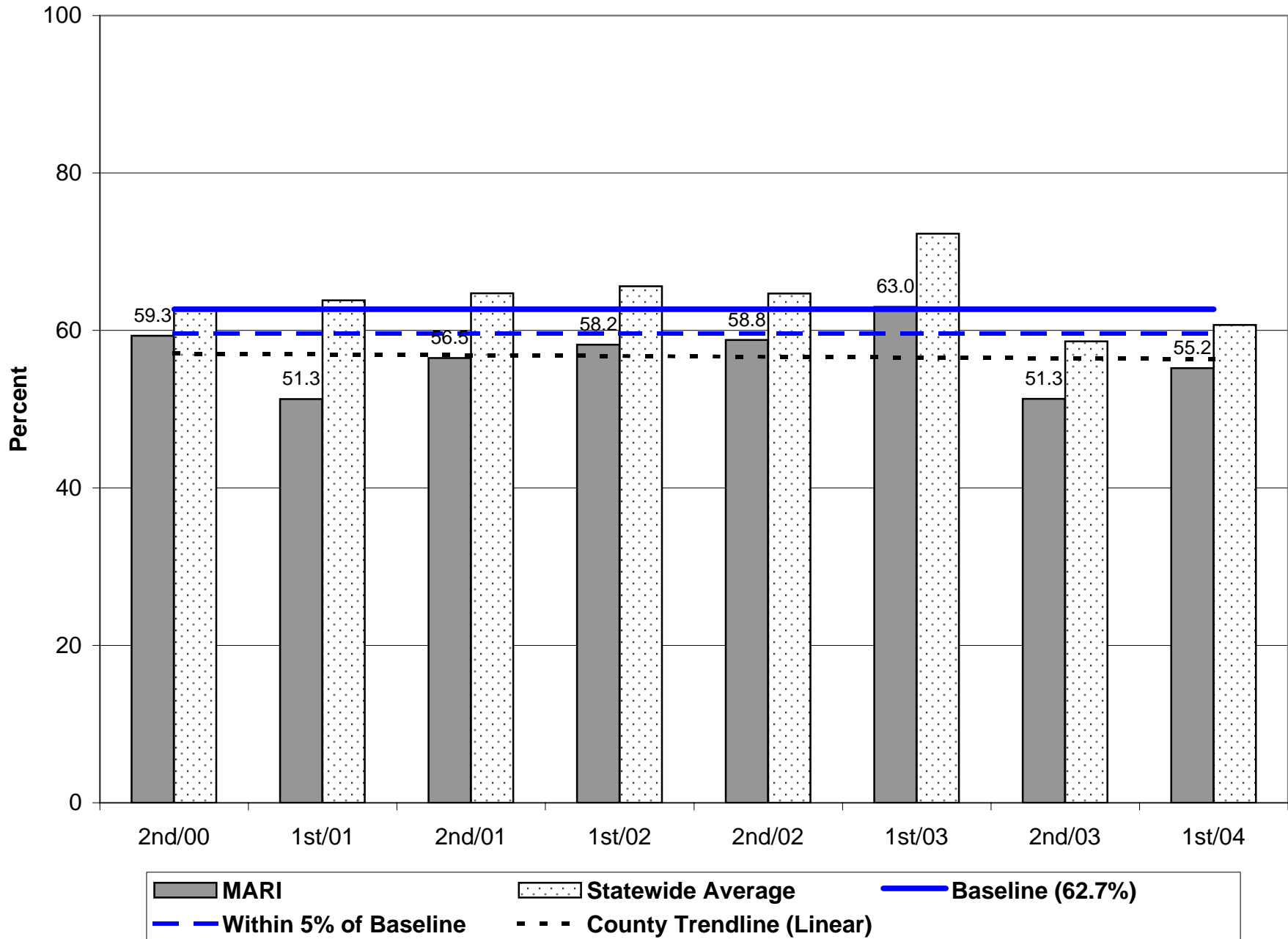
Probation Positive Case Closures - 1st Half 2004



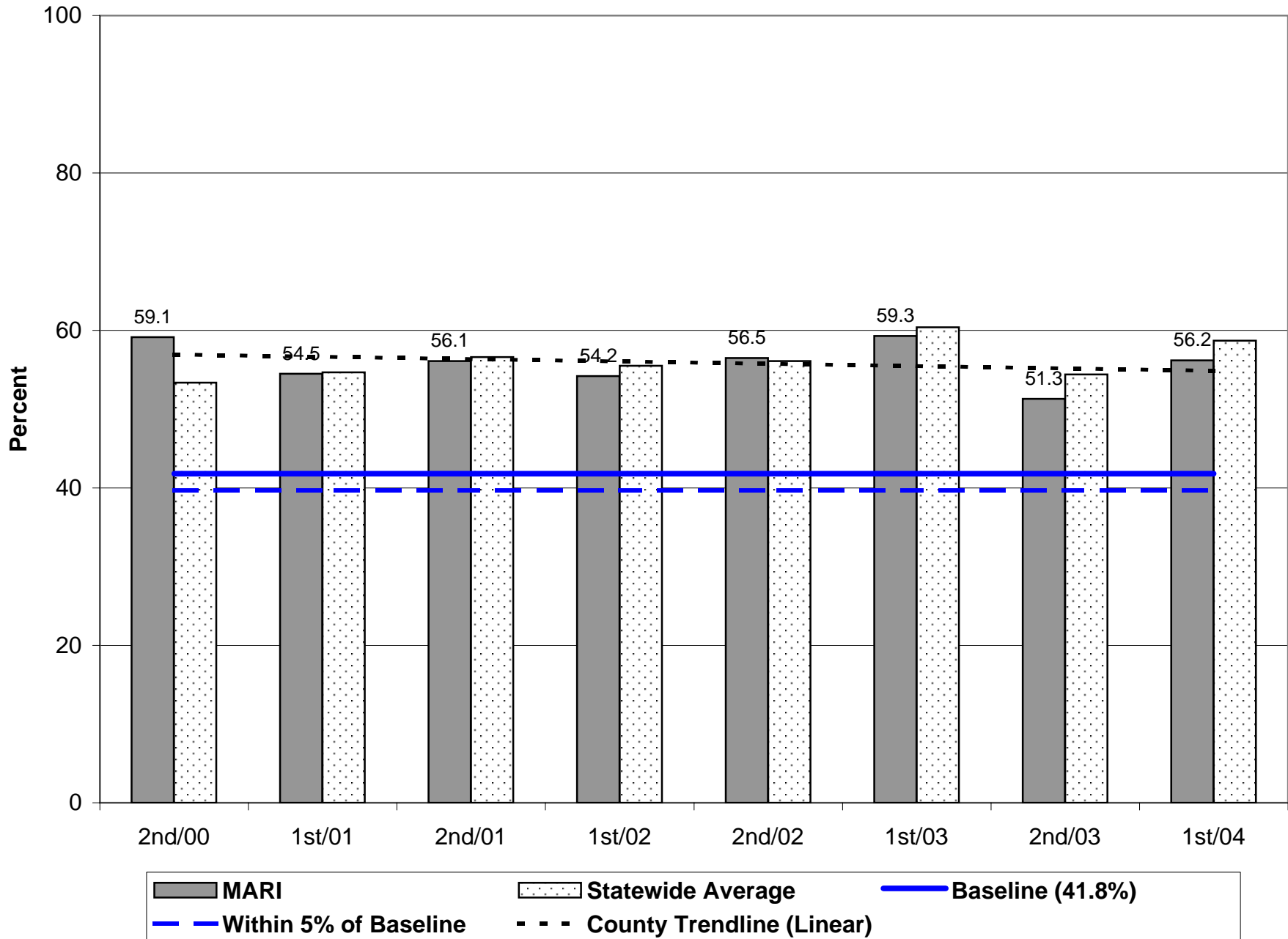
Parole/Post-Prison Supervision Positive Case Closures - 1st Half 2004



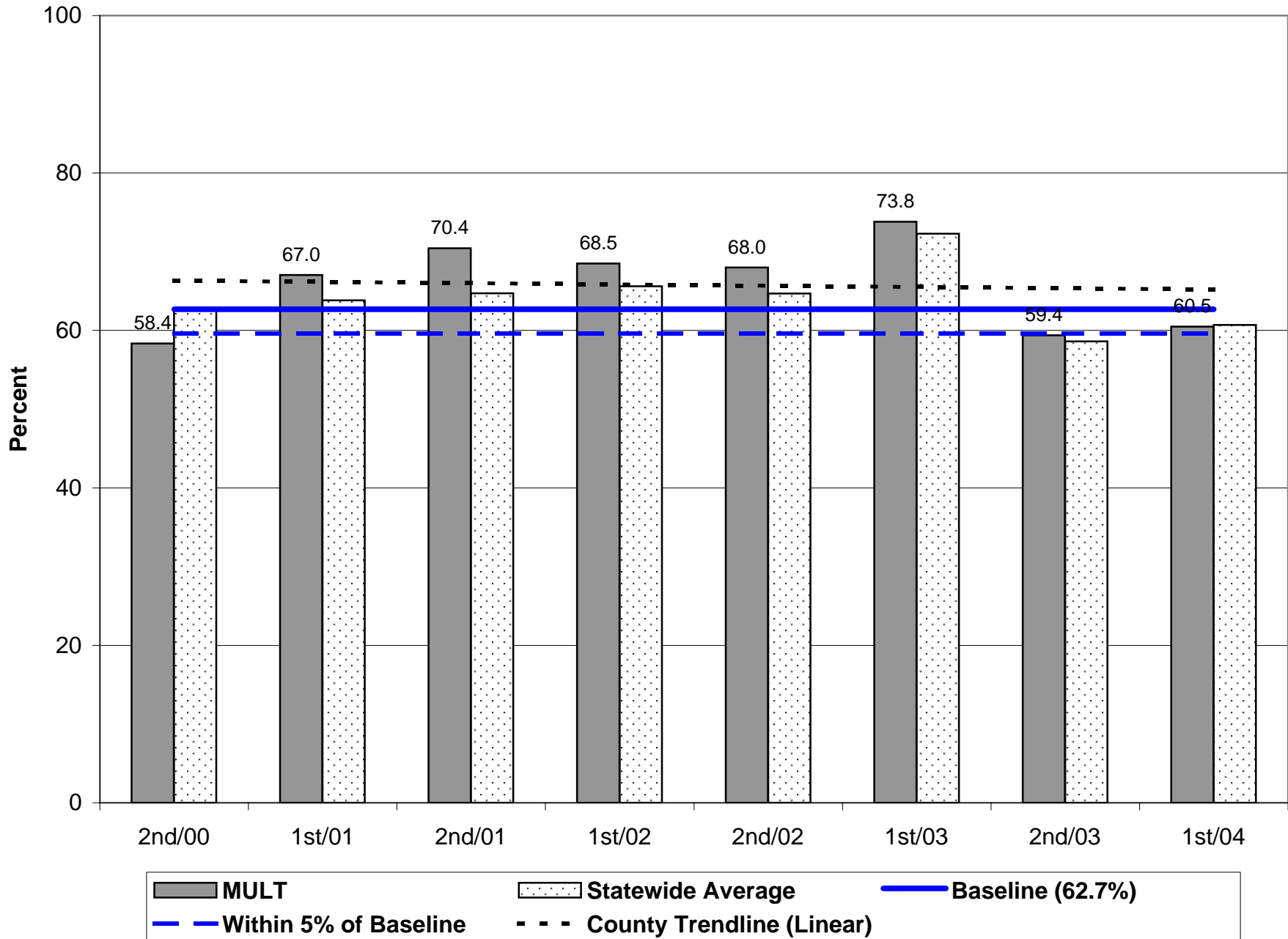
Probation Positive Case Closures - 1st Half 2004



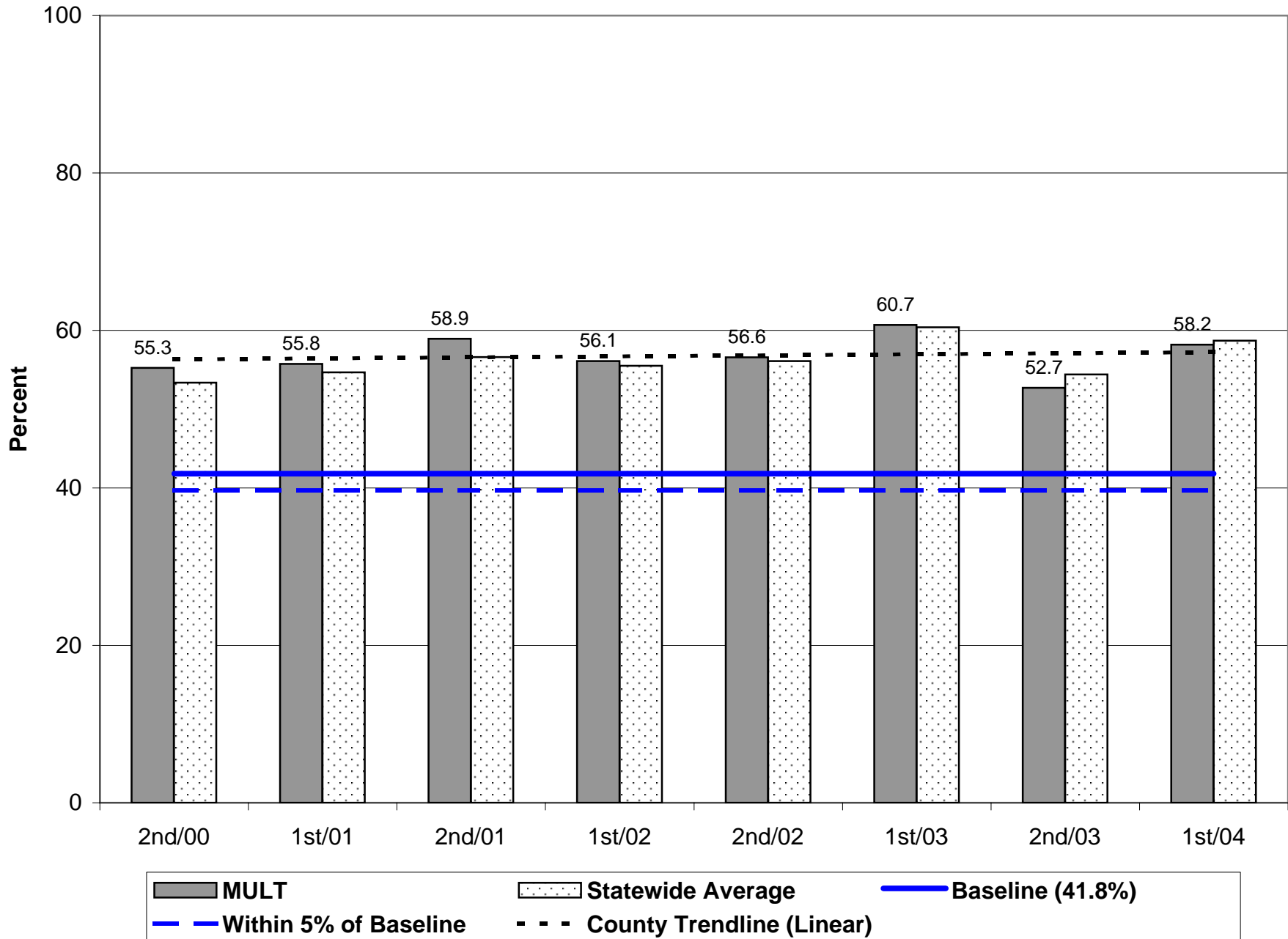
Parole/Post-Prison Supervision Positive Case Closures - 1st Half 2004



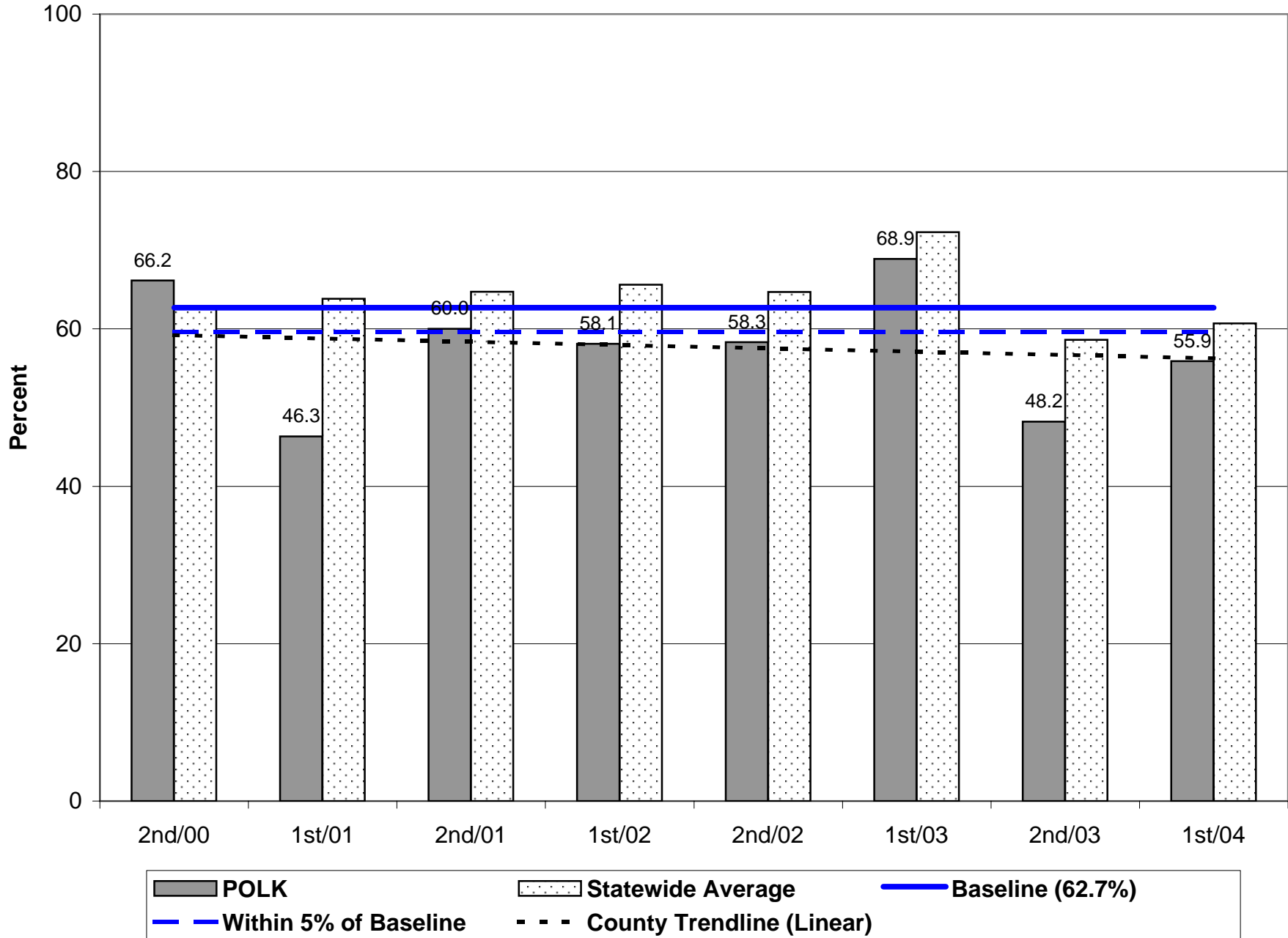
Probation Positive Case Closures - 1st Half 2004



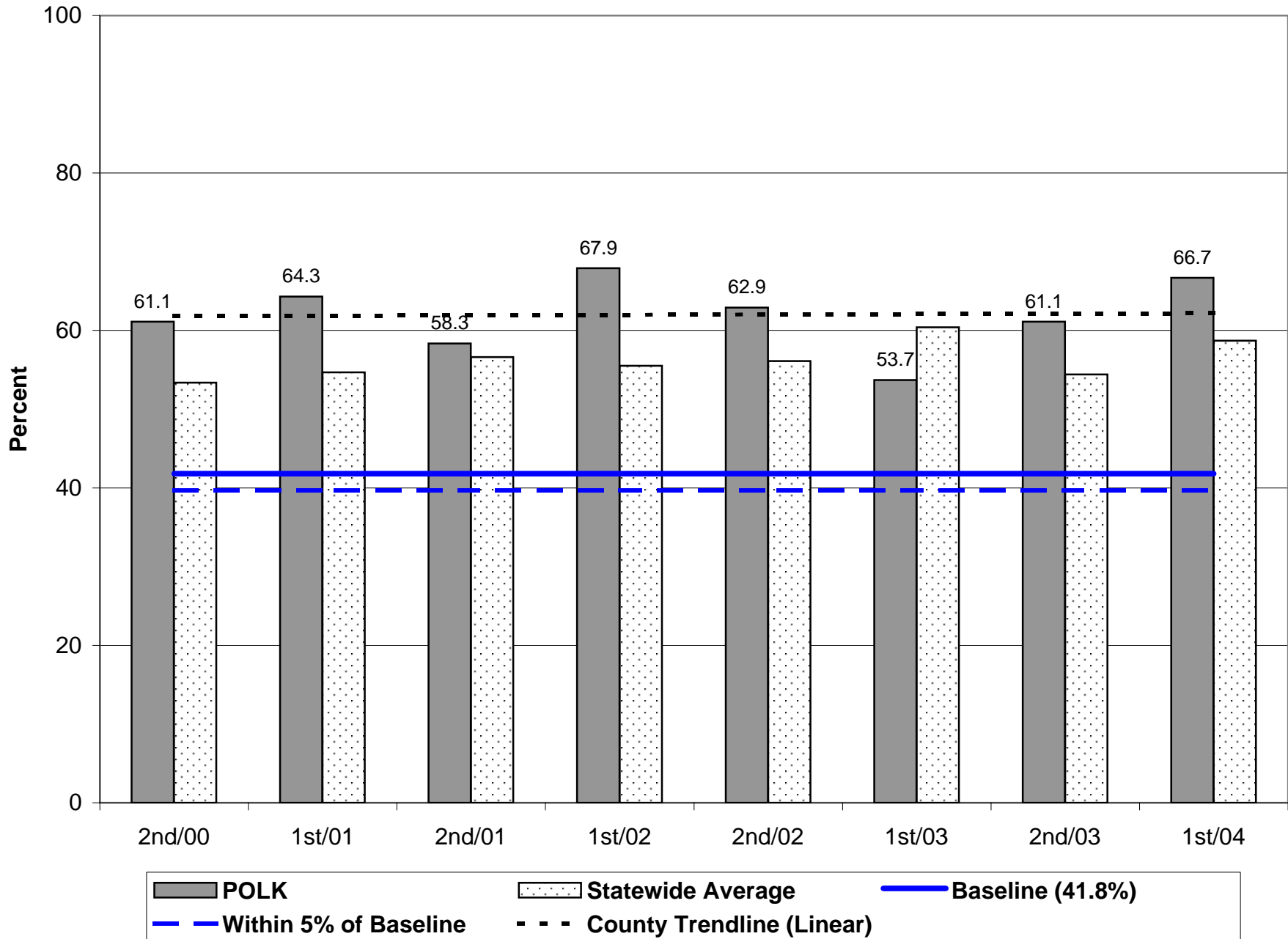
Parole/Post-Prison Supervision Positive Case Closures - 1st Half 2004



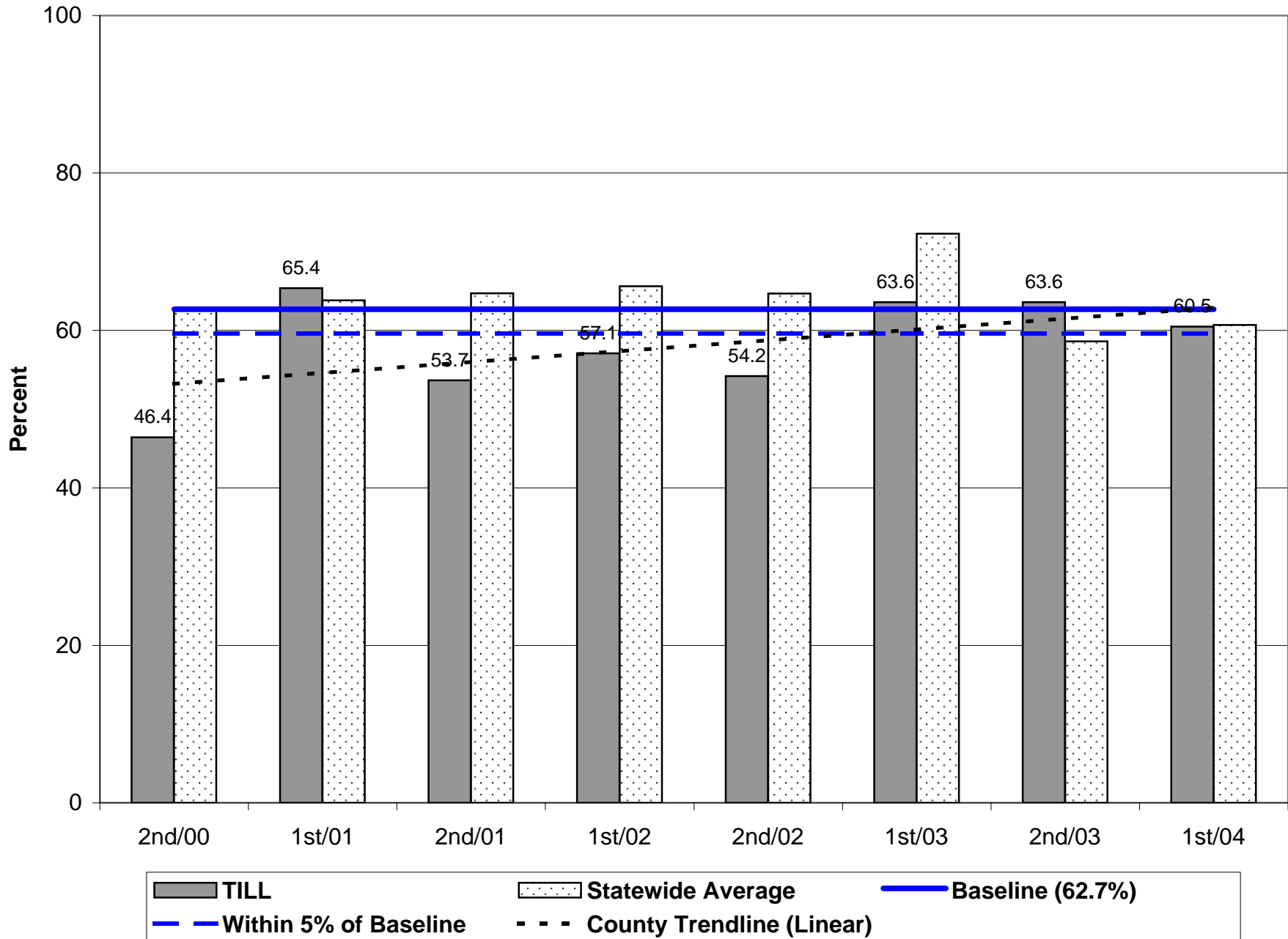
Probation Positive Case Closures - 1st Half 2004



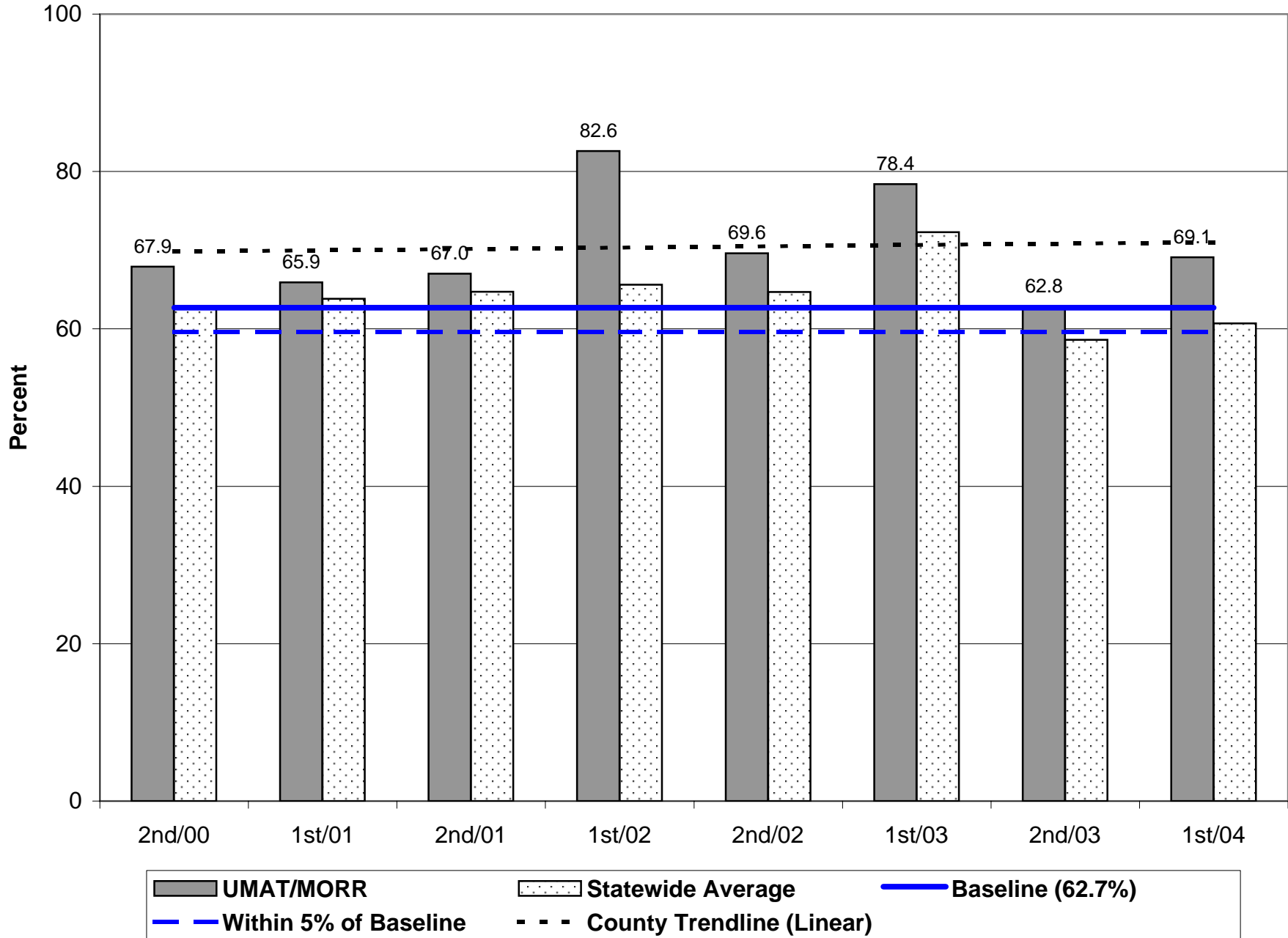
Parole/Post-Prison Supervision Positive Case Closures - 1st Half 2004



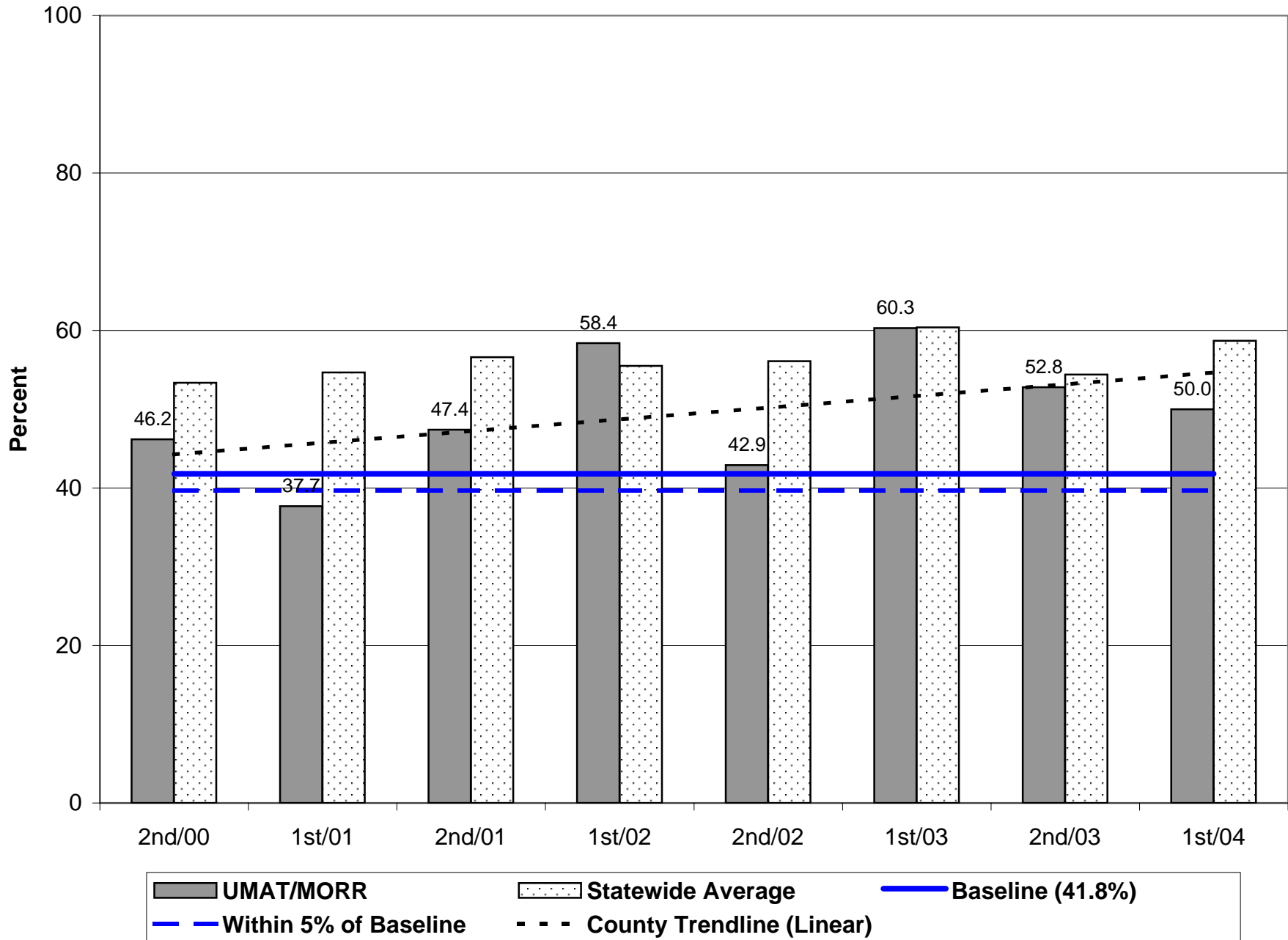
Probation Positive Case Closures - 1st Half 2004



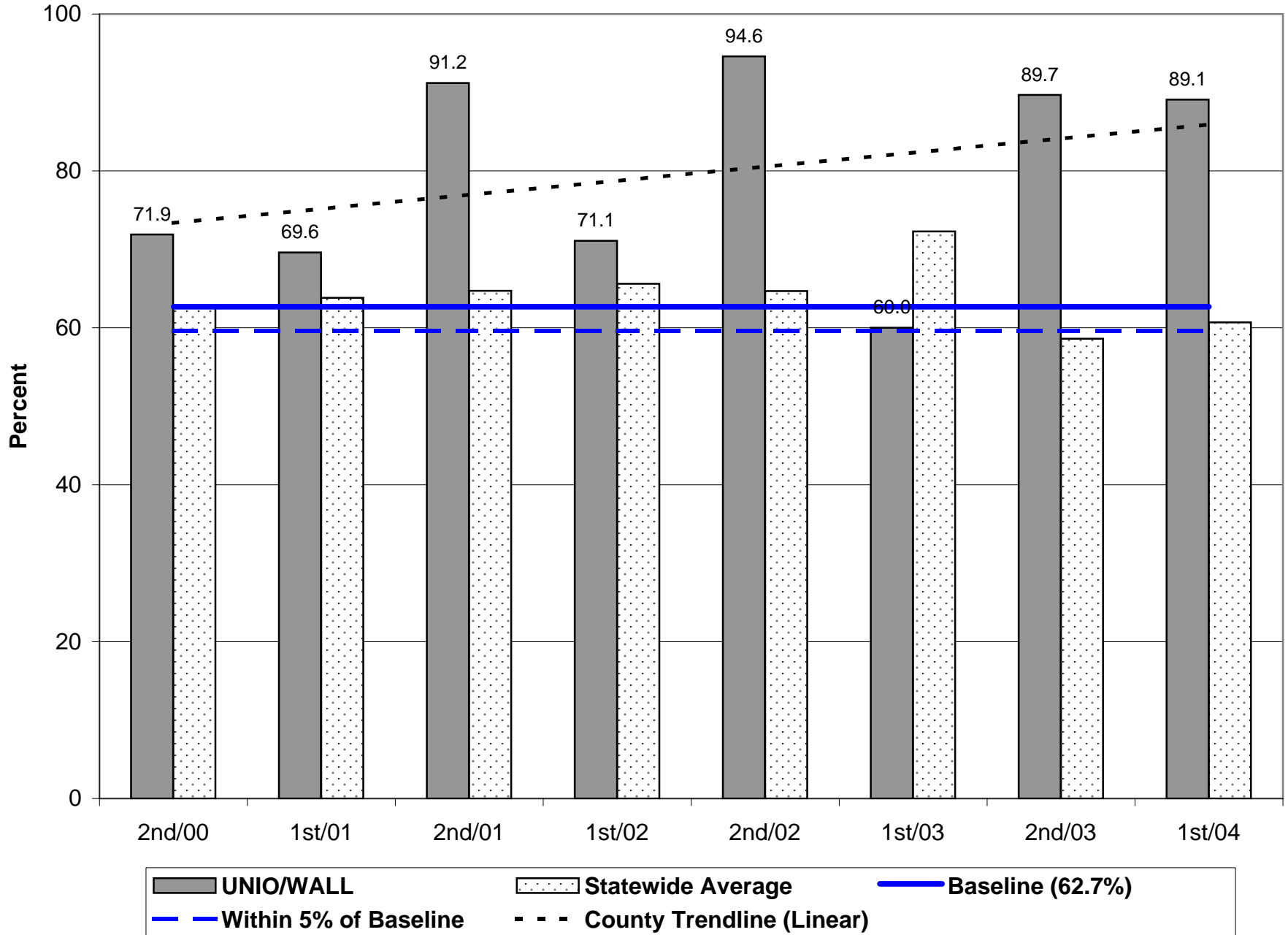
Probation Positive Case Closures - 1st Half 2004



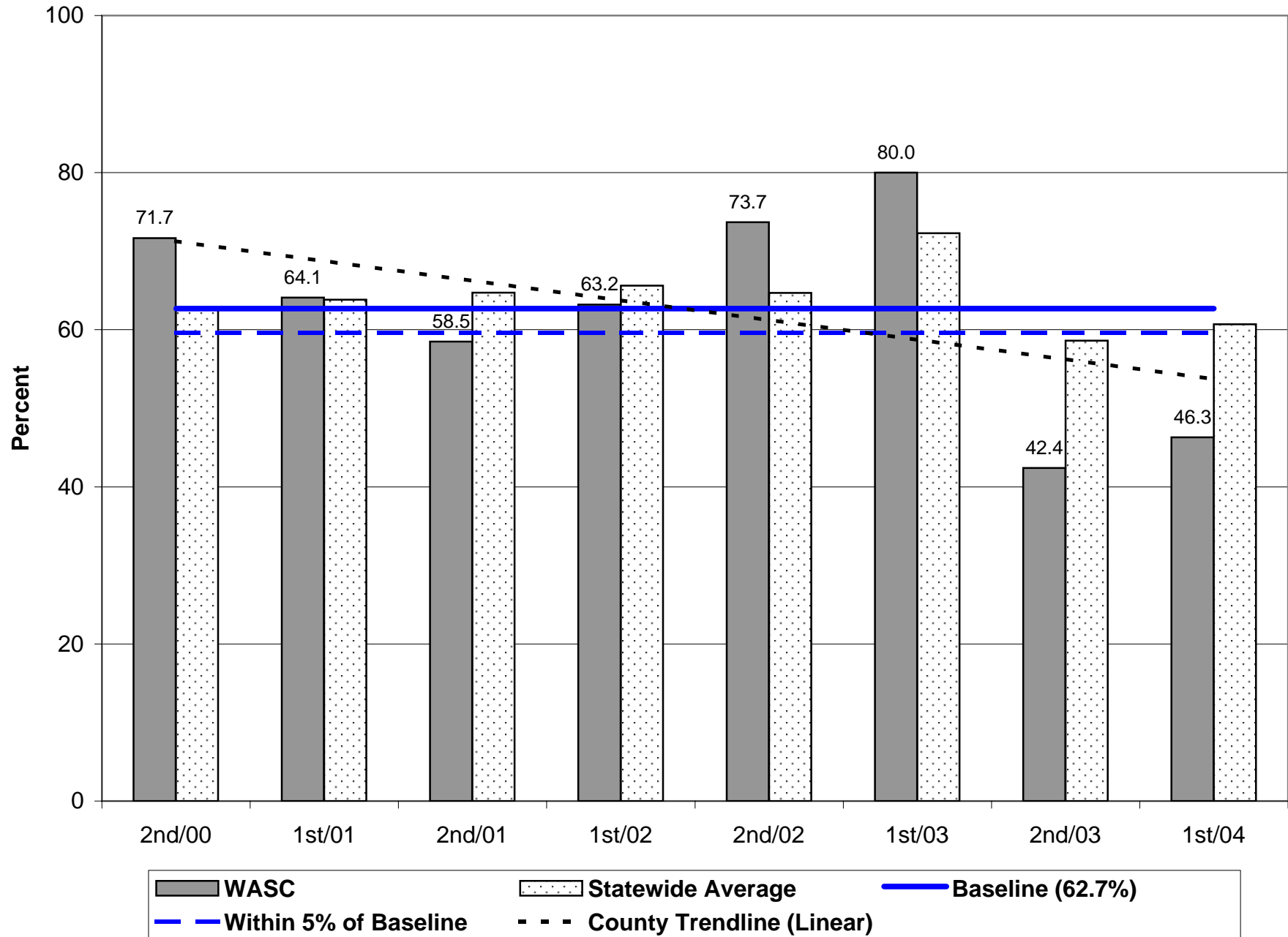
Parole/Post-Prison Supervision Positive Case Closures - 1st Half 2004



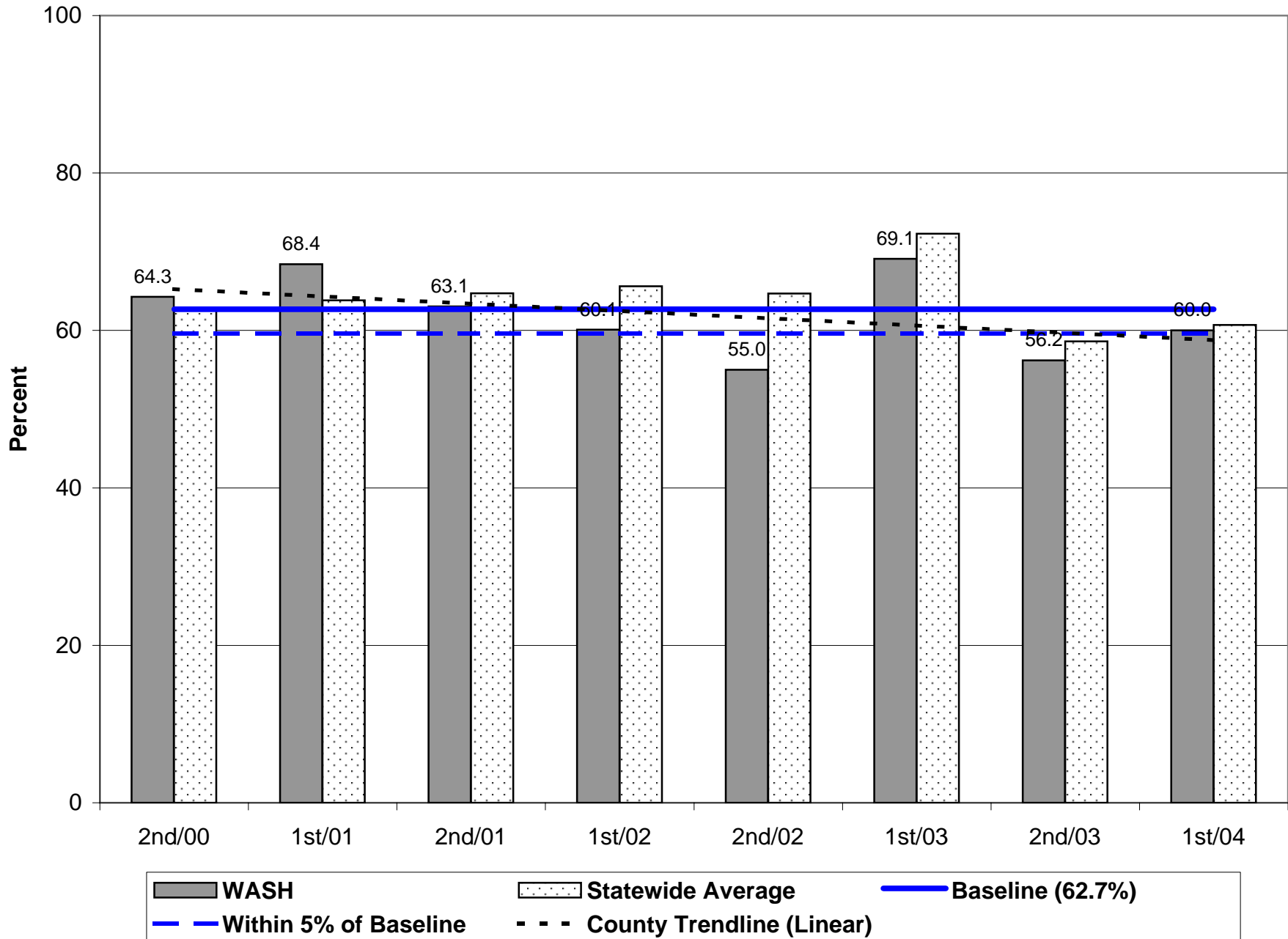
Probation Positive Case Closures - 1st Half 2004



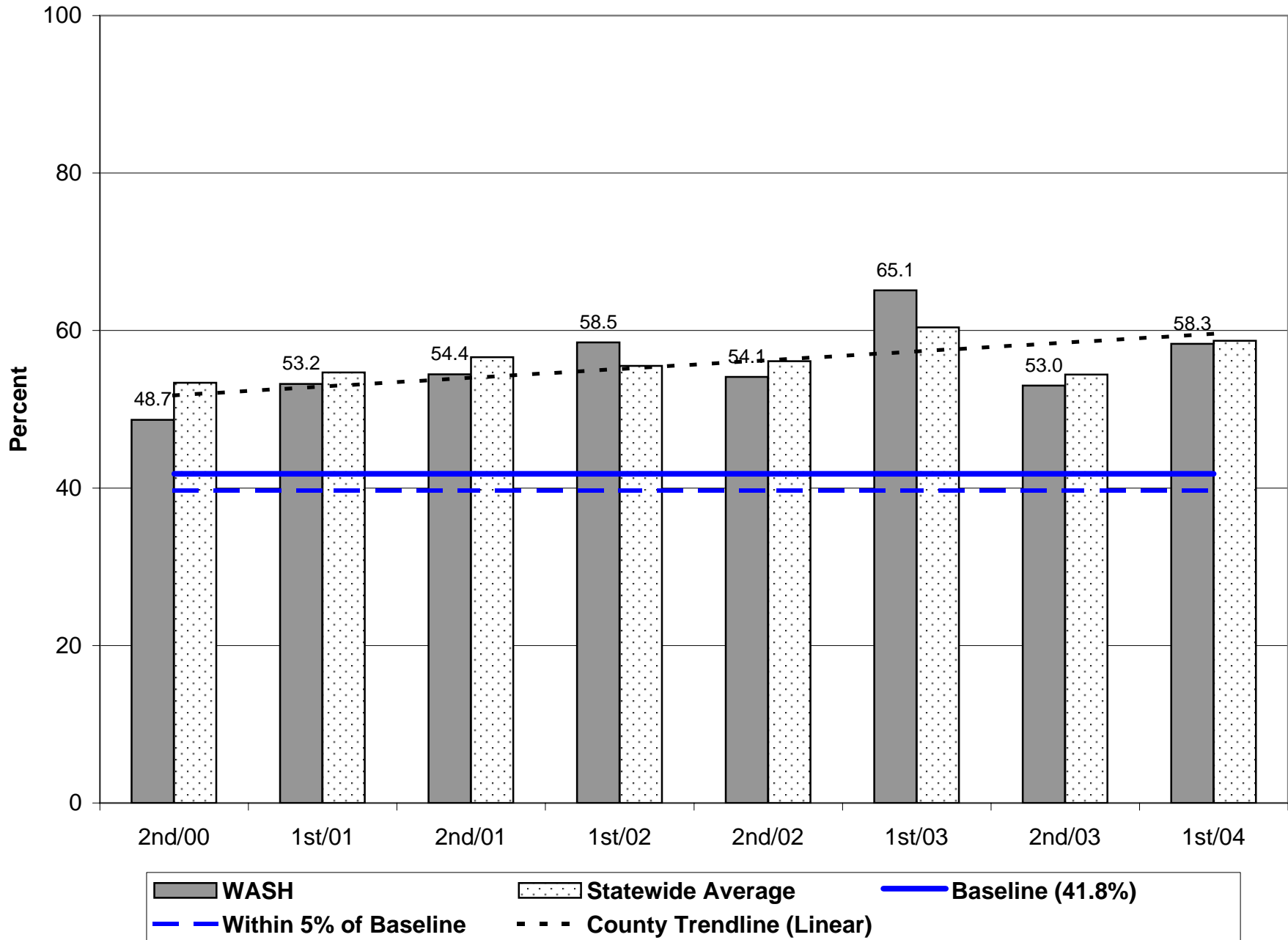
Probation Positive Case Closures - 1st Half 2004



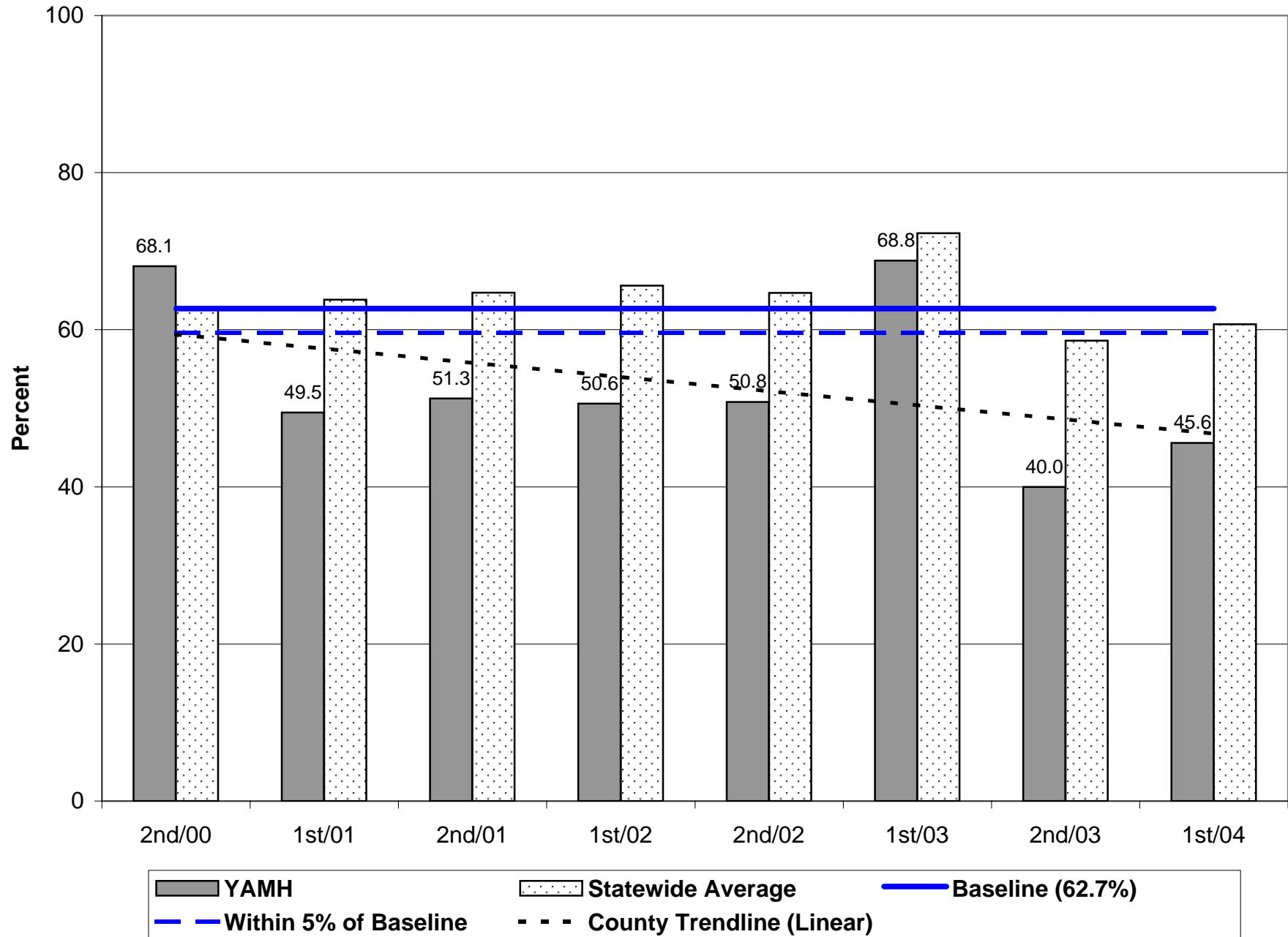
Probation Positive Case Closures - 1st Half 2004



Parole/Post-Prison Supervision Positive Case Closures - 1st Half 2004



Probation Positive Case Closures - 1st Half 2004



Parole/Post-Prison Supervision Positive Case Closures - 1st Half 2004

