

Cowboy Literature



Cattle and horses are branded so ranchers and cowboys can tell which cows and calves (or horses) belonged to what ranch. This is still done today. When reading a brand there are certain "rules" to follow:

1. Read from left to right.
2. Read from top to bottom.
3. Read from outside to inside.

9



CK



Use the rules and brand bank below to help you read the brands
Write down what you think each brand reads and check to see if you got them right
Create your own brand in the box

****Bonus**** Find three different brands on the ranch.

BRAND BANK					
<u>Rocking A</u>	<u>A Hanging R</u>	<u>Swinging A</u>	<u>Bar</u>	<u>Lazy A</u>	<u>Tumbling A</u>

Your brand

ing R
Lazy A P, Circle 3, R hanging T, Bar B, Lazy C hanging K, Tumbling K Bar, R hanging R, Swing-

Animal Babies On the Ranch



Can you match each adult animal with its name below. Unscramble the baby animal words below then draw a line to the baby and their parent. We did an example for you below.



UPYPP



WANF

FAWN



KSCHIC



FACL



LOAF




TITKNE



Native Tribes



Before cattle grazed the open range there were bison, also known as buffalo. These bison were very important for the native tribes. The bison were the main food source for a lot of tribes in Montana. In 1800 there were an estimated 60,000,000 bison roaming the plains. Less than 100 years later there were only about 1,000 left. Because of this huge decrease in bison, cattle ranching was allowed to boom.



Native tribes used all parts of the bison. Fill-in the blanks below to find out what part of the bison was used to make the items used by native tribes.

- | | | |
|------------------------------|---------|-------|
| arrow points, cups, spoons | HNROS | _____ |
| knives, shovels | OENBS | _____ |
| soap | TFA | ___ |
| ropes, moccasin lining | IHRA | _____ |
| drums, ropes, saddles, tipis | EIHD | _____ |
| glue, thread | LECMUS | _____ |
| sewing, bowstrings | DOTENNS | _____ |

Horse'n Around



Horses, just like people, can be many shapes, sizes, and colors. Read about some of the different kinds of face markings a horse might have. When you have finished you can name and draw your own markings on the horse below.



Star - White spot on the forehead.

Snip - White spot on the muzzle.




Stripe - Narrow white stripe down the center of nose.



Blaze - Wide white area that runs down bridge of nose.



Bald - White mark that covers most of the face.




This horse has a star stripe and snip connected



These four Belgians all have blazes

Write the type of face markings these horses have.





Chuck Wagon

The chuck wagon carried 30 days worth of food and equipment for about 19 cowboys. Pretend you are the cook and you have to give the boss a list of all the items you will need for your upcoming trail drive. Remember a wagon can only hold so much weight. This wagon can only carry 1,000 pounds (lbs). Circle all of the items below you think you will need in the chuck wagon for 19 men and yourself for thirty days. Be careful not to overload the wagon. You can ask a ranger about what kinds of food cowboys ate on the trail drive to help you decide which items are important.



- 20 Bedrolls 200 lbs
- Shovel and ax 15 lbs
- Macaroni and Cheese 100 lbs
- Branding Irons 20 lbs
- Sugar 100 lbs
- Power tools 80 lbs
- Dried fruit and meat 150 lbs
- Trunk of quilts 100 lbs
- Coffee 75 lbs
- Playstation 5 lbs
- Salt 10 lbs
- Eating utensils 20 lbs
- Computer and printer 50 lbs
- Needles and thread 5 lbs



- Coffee Grinder 5 lbs
- Teddy bear 5 lbs
- Ropes 15 lbs
- Flour 100 lbs
- Horseshoeing tools 30 lbs
- Napkins 5 lbs
- Water barrel 50 lbs
- Piano 400 lbs
- Onions 50 lbs
- Beans 80 lbs
- Dutch ovens 50 lbs
- Chairs 100 lbs
- Potatoes 70 lbs
- Axle grease 10 lbs





Junior Ranger Pledge

The Grant-Kohrs Ranch Junior Ranger pledge is also known as The Code of the West. Raise your right hand and repeat after the ranger.

I _____ promise to ask no more and give no less to anyone than honesty, courage, loyalty, generosity, and fairness.

I also promise to continue to learn, explore, and protect all the National Parks.



Make Spotted Pup at home.

- 1 ¹/₂ cup water
- 1 cup rice
- handful of raisins
- ¹/₄ cup molasses or sugar
- cinnamon to taste
- 1 table spoon vanilla

Put everything in the pot and bring to a boil; stir frequently until water is absorbed by the rice. Good by itself or add a topping.

This is to Certify that

has hereby completed the required activities to become
a honorary

Junior Ranger



At the



Grant-Kohrs Ranch



Presented on this _____ day of _____ in the year _____

Official Park Ranger Signature