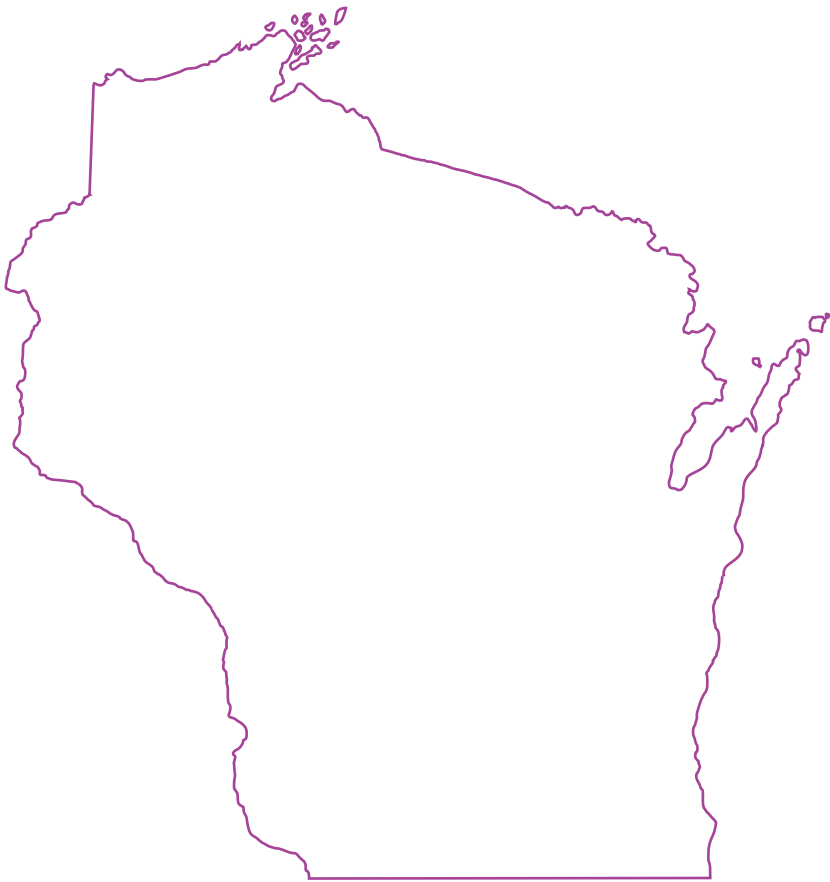



Water Resources Data Wisconsin Water Year 2004

Water-Data Report WI-04-1



U.S. Department of the Interior
U.S. Geological Survey



Prepared in cooperation with the
State of Wisconsin
and with other agencies

Calendar for Water Year 2004

2003

October							November							December						
S	M	T	W	T	F	S	S	M	T	W	T	F	S	S	M	T	W	T	F	S
			1	2	3	4							1		1	2	3	4	5	6
5	6	7	8	9	10	11	2	3	4	5	6	7	8	7	8	9	10	11	12	13
12	13	14	15	16	17	18	9	10	11	12	13	14	15	14	15	16	17	18	19	20
19	20	21	22	23	24	25	16	17	18	19	20	21	22	21	22	23	24	25	26	27
26	27	28	29	30			23	24	25	26	27	28	29	28	29	30	31			
							30													

2004

January							February							March						
S	M	T	W	T	F	S	S	M	T	W	T	F	S	S	M	T	W	T	F	S
				1	2	3	1	2	3	4	5	6	7		1	2	3	4	5	6
4	5	6	7	8	9	10	8	9	10	11	12	13	14	7	8	9	10	11	12	13
11	12	13	14	15	16	17	15	16	17	18	19	20	21	14	15	16	17	18	19	20
18	19	20	21	22	23	24	22	23	24	25	26	27	28	21	22	23	24	25	26	27
25	26	27	28	29	30	31	29							28	29	30	31			

April							May							June						
S	M	T	W	T	F	S	S	M	T	W	T	F	S	S	M	T	W	T	F	S
				1	2	3							1			1	2	3	4	5
4	5	6	7	8	9	10	2	3	4	5	6	7	8	6	7	8	9	10	11	12
11	12	13	14	15	16	17	9	10	11	12	13	14	15	13	14	15	16	17	18	19
18	19	20	21	22	23	24	16	17	18	19	20	21	22	20	21	22	23	24	25	26
25	26	27	28	29	30		23	24	25	26	27	28	29	27	28	29	30			
							30	31												

July							August							September						
S	M	T	W	T	F	S	S	M	T	W	T	F	S	S	M	T	W	T	F	S
				1	2	3	1	2	3	4	5	6	7				1	2	3	4
4	5	6	7	8	9	10	8	9	10	11	12	13	14	5	6	7	8	9	10	11
11	12	13	14	15	16	17	15	16	17	18	19	20	21	12	13	14	15	16	17	18
18	19	20	21	22	23	24	22	23	24	25	26	27	28	19	20	21	22	23	24	25
25	26	27	28	29	30	31	29	30	31					26	27	28	29	30		

U.S. Department of the Interior
U.S. Geological Survey


Water Resources Data Wisconsin Water Year 2004

By R.J. Waschbusch, D.L. Olson, P.A. Stark, and S.B. Marsh

Water-Data Report WI-04-1



Prepared in cooperation with the
State of Wisconsin and with other agencies



Conversion Factors

Multiply	By	To obtain
Length		
inch (in.)	25.4×10^{-1}	millimeter (mm)
	22.54×10^{-2}	meter (m)
foot (ft)	3.048×10^{-1}	meter (m)
mile (mi)	1.609×10^0	kilometer (km)
Area		
acre	4.047×10^3	square meter (m ²)
	4.047×10^{-1}	square hectometer (hm ²)
acre	4.047×10^{-3}	square kilometer (km ²)
square mile (mi ²)	2.590×10^0	square kilometer (km ²)
Volume		
gallon (gal)	3.785×10^0	liter (L)
	3.785×10^{-3}	cubic meter (m ³)
	3.785×10^0	cubic decimeter (dm ³)
million gallons (Mgal)	3.785×10^3	cubic meter (m ³)
	3.785×10^{-3}	cubic hectometer (hm ³)
cubic foot (ft ³)	2.832×10^{-2}	meter (dm ³)
cubic foot (ft ³)	2.832×10^1	cubic decimeter (dm ³)
cubic-foot-per-second day [(ft ³ /s/d)]	2.447×10^3	cubic meter (m ³)
	2.447×10^{-3}	cubic hectometer (hm ³)
acre-foot (acre-ft)	1.233×10^3	cubic meter (m ³)
	1.233×10^{-3}	cubic hectometer (hm ³)
	1.233×10^{-6}	cubic kilometer (km ³)
Flow		
cubic foot per second (ft ³ /s)	2.832×10^1	liter per second (L/s)
	2.832×10^{-2}	cubic meter per second (m ³ /s)
	2.832×10^1	cubic decimeter per second (dm ³ /s)
gallon per minute (gal/min)	6.309×10^{-2}	liter per second (L/s)
	6.309×10^{-5}	cubic meter per second (m ³ /s)
	6.309×10^{-2}	cubic decimeter per second (dm ³ /s)
million gallons per day (Mgal/d)	4.381×10^{-2}	cubic meter per second (m ³ /s)
	4.381×10^1	cubic decimeter per second (dm ³ /s)
Mass		
ton, short (2,000 lb)	9.072×10^{-1}	megagram (Mg) or metric ton

Temperature in degrees Celsius (°C) may be converted to degrees Fahrenheit (°F) as follows:

$$^{\circ}\text{F} = (1.8 \times ^{\circ}\text{C}) + 32$$