

# The Military Supports Our Community

- *Combined Federal Campaign*
- *Adopt-a-School Programs*
  - ❖ *Repairs*
  - ❖ *Mentoring*
  - ❖ *Equipment*
- *Ready-to-Learn Campaign*
- *Drug Education for Youth*
- *National Guard Youth Challenge Academy*
- *Toys-for-Tots*
- *Special Olympics*
- *Great Aloha Run*
- *Big Brothers and Big Sisters*
- *Habitat for Humanity*
- *Emergency Medical Evacuation Helicopter Support*
- *Disaster Coordination and Assistance*
- *Air/Sea Search & Rescue*
- *Aids to Navigation*
- *Explosive Ordnance Disposal*
- *Firebucket Support*
- *Diamond Head, Beach, & Environmental Cleanups*
- *Adopt-a-Highway Program*
- *Parades & Ceremonies*
- *Concerts*
- *Bay Fest*
- *Junior & Senior Reserve Officer Training Programs*
- *Training & Assistance Programs with Police & Fire Departments*

# Did You Know That...

- *The U.S. Department of Defense is the second major source of revenues to the state. Second only to tourism.*
- *Hawaii is the third-ranking state (behind Virginia and Alaska) in annual per capita federal defense expenditures -- \$3,779 per person.*
- *According to the 2000 U.S. Census, Hawaii topped all other states with the highest percentage of people ages 16 to 64 in the armed forces -- 4.95%.*
- *Every major defense contractor has local staffing in Hawaii, where defense procurement totals 1.7 billion annually.*
- *Pearl Harbor Naval Shipyard is the largest industrial employer in Hawaii.*
- *During 2005 the Coast Guard conducted more than 1,100 search and rescue missions, saved 138 lives and \$4.7 million in property.*
- *Pacific Missile Range Facility on Kauai is the largest multi-environment military range in the world.*

# ADVANTAGES TO HAWAII

# Hawaii-Based Armed Forces Benefit All of US



**January 2006**

**Military Affairs Council**

 **The Chamber of Commerce of Hawaii**

# Economic Impact of the Military in Hawaii

## The Bottom Line

### Fiscal Year 2004

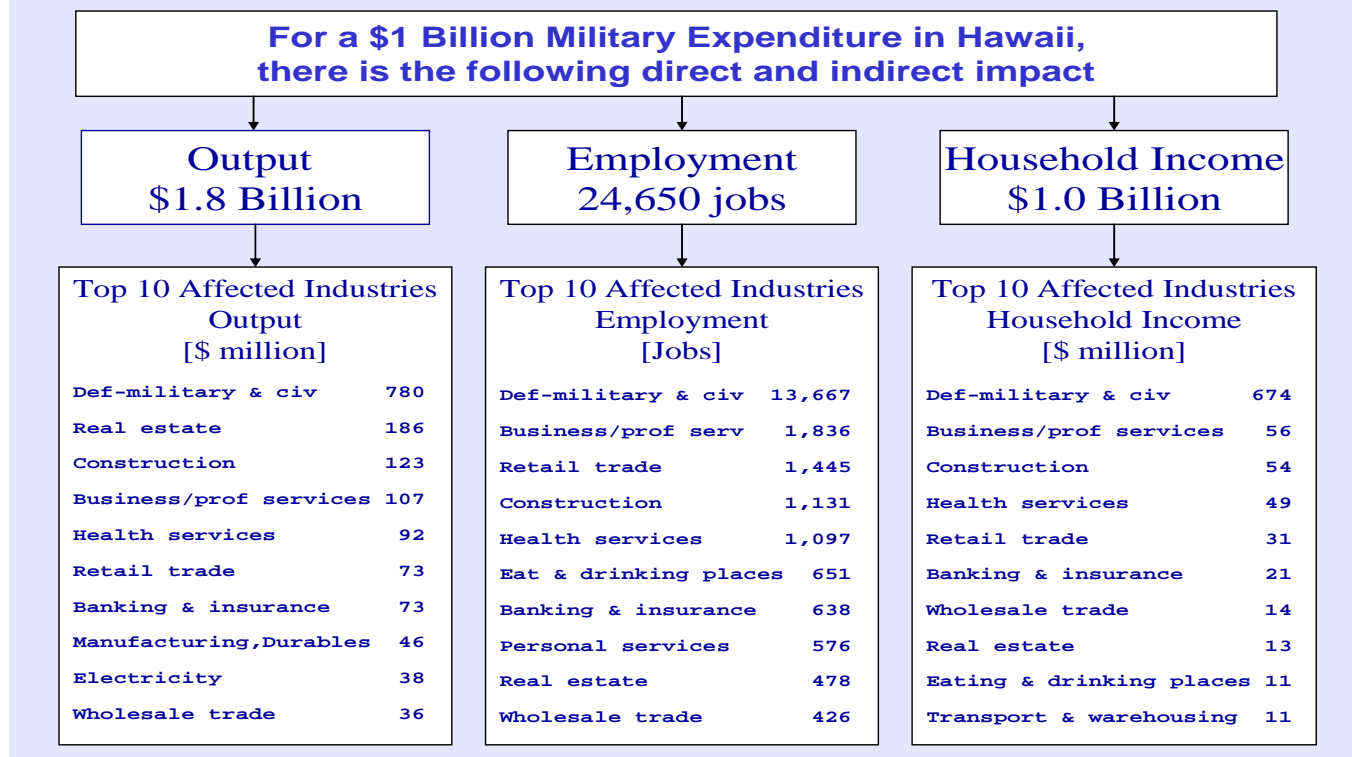
- Total defense expenditures in Hawaii were \$5.1 billion, an increase of 5.1% over FY 2003.
- ❖ Defense procurement contracts in Hawaii totaled \$1.7 billion.

### Fiscal Years 2005-06

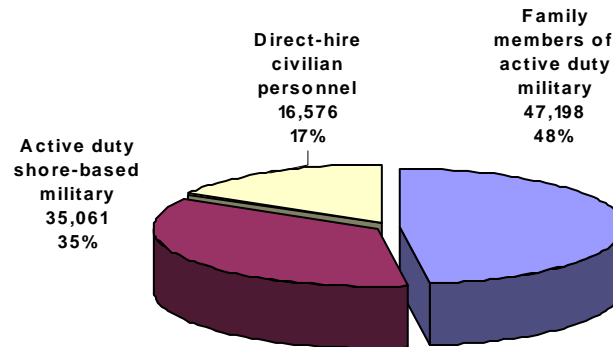
- Appropriations for FY 2006 defense projects in Hawaii total \$767 million.
- ❖ This includes a military construction program of \$354 million, and 413 million for defense related projects.
- \$5.5 million was provided to improve infrastructure for Hawaii's public schools with high enrollments of military children – more than \$31 million over the past 6 years.
- The federal education budget includes \$46 million in impact aid funding for Hawaii's public schools.

### Future

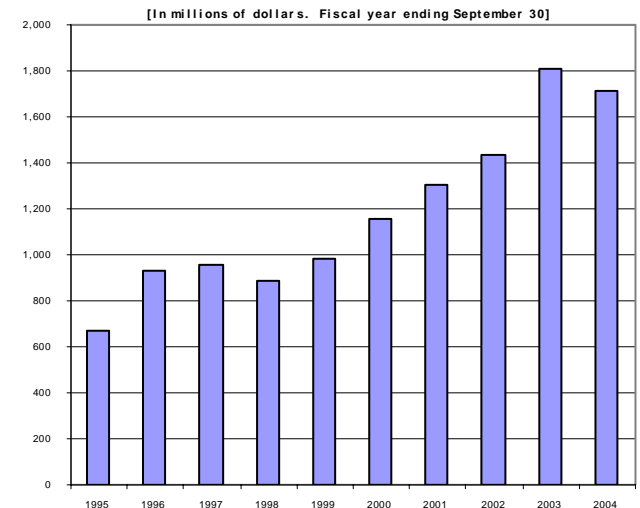
- Ongoing programs to privatize construction, renovation and operation of military housing will contribute an estimated \$2.2 billion over the next decade.



**U.S. Dept of Defense Personnel in Hawaii = 98,835  
As of September 30, 2004**



**U.S. DEPT. OF DEFENSE PROCUREMENT CONTRACTS:  
1995 TO 2004**



Compiled by [The Chamber of Commerce of Hawaii, Military Affairs Council, www.cochawaii.org](http://www.cochawaii.org) and the [Hawaii Department of Business, Economic Development & Tourism, http://www3.hawaii.gov/dbedt/](http://www3.hawaii.gov/dbedt/)