

YOU CAN BE AN ENERGY STAR!



A Who's
Guide To
Saving Our
Planet
For Who's
Of All
Shapes
and
Sizes!

JOIN HORTON and THE MAYOR IN THE FIGHT AGAINST GLOBAL WARMING.

Horton and The Mayor understand how important it is for each of us to do our part. We can all fight global warming by making easy changes in our homes, at school, and at work. Learn more at energystar.gov.



Blue Sky

Dr. Seuss' Horton Hears A Who! TM & © 2007 Twentieth Century Fox Film Corporation. Dr. Seuss, Horton Hears A Who! and Dr. Seuss Characters TM & © 1954, 2007 Dr. Seuss Enterprises, L.P. All Rights Reserved.

Look for the ENERGY STAR!

Hidden in the puzzle are objects or places you might find the ENERGY STAR label. Try to find all the words and then look for the ENERGY STAR in your home.

- | | | |
|-----------------|--------------|-------------|
| DISHWASHER | WINDOW | CEILING FAN |
| WASHING MACHINE | LIGHTBULB | SCHOOL |
| PHONE | COMPUTER | HOTEL |
| TELEVISION | STEREO | |
| THERMOSTAT | REFRIGERATOR | |

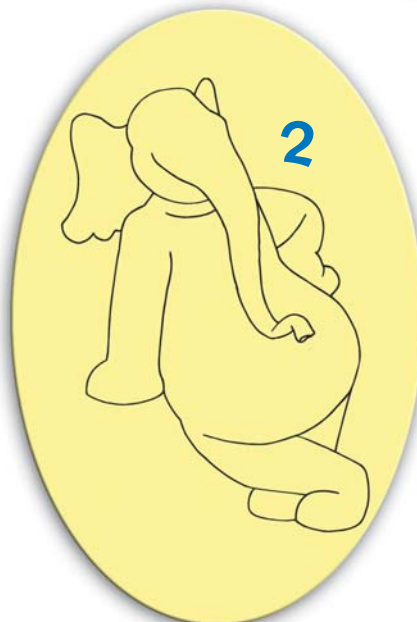
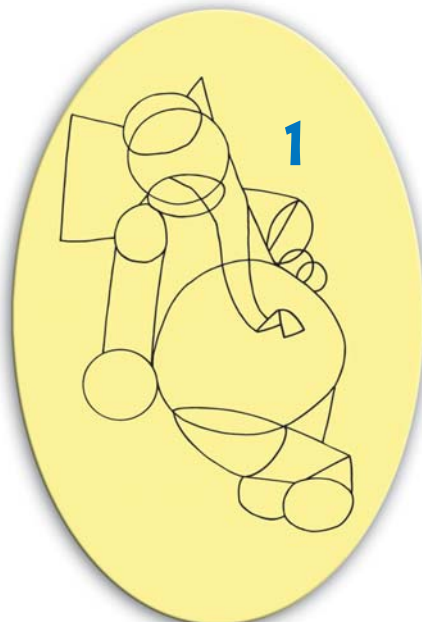
From the Creators of ICE AGE
Dr. Seuss' HORTON
 HEARS A WHO!
 ONLY IN THEATERS



W P F X H W J V Z J M V T Z R P S S
 D A B Q M D I S H W A S H E R Q T C
 S M S K R B Z R R A V Y X T L A E H
 T J T H E R M O S T A T F E W V L O
 A V B W I N W B U L O W L O M X M O
 Q P Y I R N J C Z Y E R M L Q A T L
 D I S N T J G O E V X O S T E R E O
 P K H D O L R M T I T M A C R I L J
 H J I O N O M P A B L T Y Q P R E R
 O V U W T P L U J C K I H W U S V M
 N W Z Q X E V T P K H L N E T N I S
 E T I N G R L E M Q Z I J G R P S P
 R E F R I G E R A T O R N B F Z I J
 O L I G H T B U L B R Y W E R A O L
 W A S Y W I N X Z P V J M J M S N V

Learn to draw HORTON!

1. Start with the basic shapes of Horton's body. Use light lines that you can erase later.
2. Using your guides, draw in the lines of Horton's body, head and feet.
3. Finish the details on Horton's trunk, eyes, hair, hands and feet. You've done it!



Blue Sky

From the Creators of ICE AGE

Dr. Seuss'
HORTON
HEARS A WHO!
ONLY IN THEATERS

Connect the numbers and spread the word!

Connect the ENERGY STAR bulbs to JOJO and his horn to find the secret word.

9



10



1



2



3



8



4



6



7



5



Like a Who, this object you can be,
all you have to do is save energy!

Don't blow your chance to help. Tell your friends and family how they can reduce greenhouse gas emissions by using energy more efficiently too!



Blue Sky

Dr. Seuss' Horton Hears A Who! TM & © 2007 Twentieth Century Fox Film Corporation. Dr. Seuss, Horton Hears A Who! and Dr. Seuss Characters TM & © 1954, 2007 Dr. Seuss Enterprises, LP. All Rights Reserved.

Find your way in the maze, here are some easy ways to save!

You can save energy by shutting off your lights when not being used, or by simply changing your bulbs to **ENERGY STAR** compact fluorescents.

Help the mayor find the things, and see the fun saving brings!

The answers in this crossword are items in every home that should be turned off or closed to make a difference every day!

							1.		
	2.						3.		
4.			5.						
						6.			7.
8.									


Down

- 1. Keeps food cool
- 2. Use this to leave your home
- 5. DVD _____
- 7. You watch cartoons on this



Across

- 3. Keeps things breezy
- 4. You use this to go online
- 6. Turn these on when it gets dark
- 8. ENERGY _____ - products and buildings with this label use energy best



Finish!

Make a Difference Every Day!

We only have one Earth. That's why it's important for everyone to pitch in and help make our world clean and beautiful. Here are some ways for you to help make a difference. Add your own ideas too!

1. Recycle paper, plastic, glass and cans.
2. Don't leave water running when you brush your teeth.
3. Turn off lights, the TV, and other electronics when you're done with them.
4. Ride a bike instead of taking a car or bus.
5. Pick up litter.
6. Use products with the ENERGY STAR label.
7. Use both sides of a piece of paper before throwing it away.
8. Don't leave doors to the outside open for longer than necessary.
9. Talk to your friends and family about saving energy.
10. _____

EXTRA

Make a pressed flower and leaf book. Collect flowers and leaves and put them in a heavy book. When they are dry, tape them into a notebook and see if you can find out the names of the plants.



More ways to help with ENERGY STAR

At www.energystar.gov you can learn more about ENERGY STAR and other ways you can help protect the environment. Don't keep it a secret- share these ideas with your family and friends.

