

FISCAL YEAR 2009

BALANCES OF BUDGET AUTHORITY

BUDGET OF THE U.S. GOVERNMENT



OFFICE OF MANAGEMENT AND BUDGET

GENERAL NOTES

- All years are fiscal years.
- Because of rounding, the detailed amounts in tables and charts may not add to the totals.

This report is available on the Internet at www.budget.gov

BUDGET REVIEW AND CONCEPTS DIVISION
BUDGET CONCEPTS BRANCH

TABLE OF CONTENTS

| | |
|--|----|
| BALANCES OF BUDGET AUTHORITY | 1 |
| CHART 1: TOTAL UNEXPENDED BALANCES..... | 3 |
| CHART 2: UNOBLIGATED BALANCES..... | 4 |
| FEDERAL FUND UNOBLIGATED BALANCES | 5 |
| CHART 3: FEDERAL FUND UNOBLIGATED BALANCES..... | 5 |
| CRITICAL FINANCIAL RESERVES..... | 6 |
| CAPITAL..... | 7 |
| OTHER PROGRAMS..... | 7 |
| TABLES | 10 |
| FEDERAL AND TRUST FUND SUMMARIES | 11 |
| TABLE 1: SUMMARY OF UNEXPENDED BALANCES..... | 12 |
| TABLE 2: TOTAL UNEXPENDED BALANCES, BY AGENCY..... | 13 |
| FEDERAL FUNDS | 15 |
| TABLE 3: FEDERAL FUND OBLIGATED BALANCES, BY AGENCY..... | 16 |
| TABLE 4: FEDERAL FUND UNOBLIGATED BALANCES, BY AGENCY..... | 17 |
| TABLE 5: FEDERAL FUND UNOBLIGATED BALANCES, BY AGENCY AND PROGRAM..... | 18 |
| TRUST FUNDS | 69 |
| TABLE 6: TRUST FUND OBLIGATED BALANCES, BY MAJOR FUNDS..... | 70 |
| TABLE 7: TRUST FUND UNOBLIGATED BALANCES, BY AGENCY..... | 72 |
| TABLE 8: TRUST FUND UNOBLIGATED BALANCES, BY MAJOR FUNDS..... | 73 |
| BRIDGE TABLE | 74 |
| TABLE 9: TRUST FUND BRIDGE FROM BALANCES OF BUDGET AUTHORITY TO CASH BALANCES..... | 77 |
| CREDIT REFORM FINANCING ACCOUNTS | 78 |
| TABLE 10: CREDIT REFORM – FINANCING ACCOUNTS WITH UNOBLIGATED BALANCES..... | 80 |

BALANCES OF BUDGET AUTHORITY

Budget for Fiscal Year 2009

Government agencies are permitted to enter into obligations that result in immediate or future outlays only when the agencies have been granted authority to do so by law. This authority is recorded as budget authority in the year that it first becomes available. Not all budget authority enacted for a fiscal year results in obligations and outlays in the same year. This analysis presents summary information on the unexpended balances of budget authority for the end of 2007, 2008, and 2009 as shown in the 2009 Budget Appendix.

- **Unexpended balances** of budget authority are the sum of obligated and unobligated balances.
 - **Unobligated balances** are the amounts of budget authority that have not yet been committed by contract or other legally binding action by the government.
 - **Obligated balances** are the amounts of unpaid obligations (i.e. undelivered orders and accounts payable) that are net of accounts receivable and unfilled customer orders.

Unobligated balances of budget authority may be carried forward from one year to the next only when authority to incur new obligations in a succeeding period is specifically provided in law. Amounts that are obligated are carried as obligated balances until the obligations are paid or the authority is canceled.

In the aggregate, unexpended balances are the result of a lag between the time budget authority becomes available (for example, when an appropriation is enacted) and the actual outlay of funds, which usually occurs when the Department of Treasury electronically disburses the funds in payment of an obligation. For most government accounts, the interval between the enactment of appropriations, the obligation of funds, and the related outlays is relatively short.

For annual accounts, appropriations are made available for obligation for only one year and any unobligated amounts expire at the end of that fiscal year. However, the obligated, but not yet paid, portions of the expired annual appropriations are normally carried forward for five years during which the balances are not available for new obligations but are available to pay old bills. After the five expired years, the balances are permanently canceled.

For multi-year accounts, appropriations are made available for more than one fiscal year. When the budget authority of multi-year funds expires the balances are treated the same as the balances of annual accounts. The obligated, but not yet paid, portions are carried forward for five fiscal years, after which the balances are permanently canceled.

For no-year accounts, appropriations are made available until the objectives of the program have been achieved. In these instances, unobligated balances are carried forward and become available for new obligations. No-year authority may be canceled by the head of the agency or the President if the purposes for which the funds were provided have been carried out and there has been no disbursement from the authority for two fiscal years. To the extent that balances have been canceled, old bills can be paid from up to one percent of the balances in any unexpired account available for the same purpose as the canceled accounts.

Total unexpended balances will exceed 1.5 trillion dollars by the end of 2009. See Table 1, Summary of Unexpended Balances, for a distribution between Federal and Trust funds for 2007, 2008, and 2009. For a distribution of unexpended balances by agency, see Table 2, Total Unexpended Balances by Agency.

Charts 1 and 2 provide an overview of the projected unexpended balances at the end of 2009.

Chart 1

FY 2009

**Total Unexpended Balances
\$1,528 Billion**

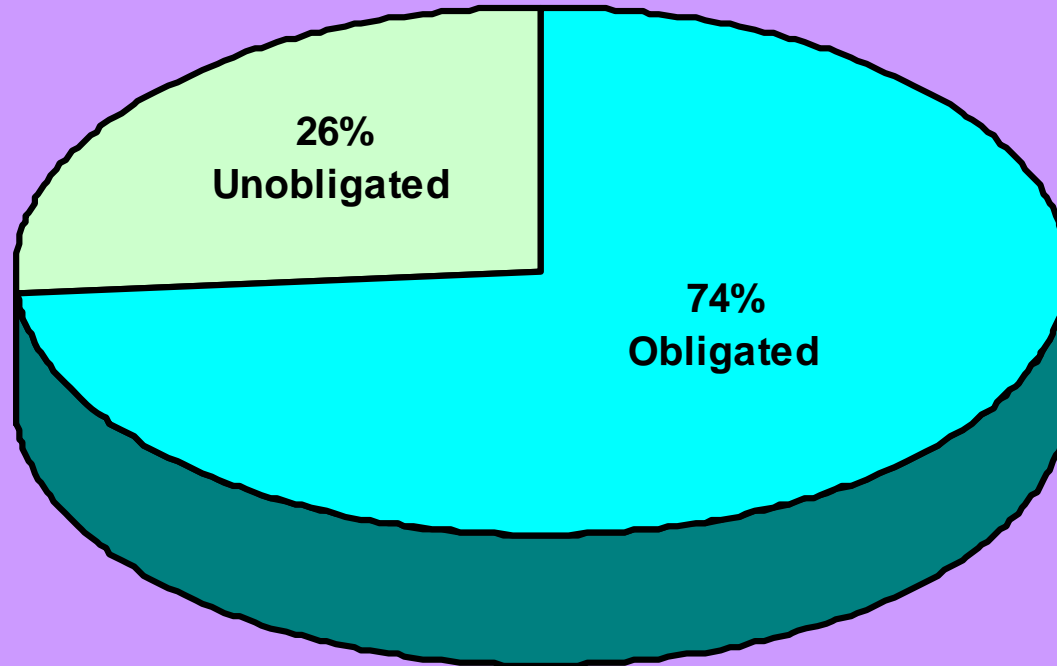
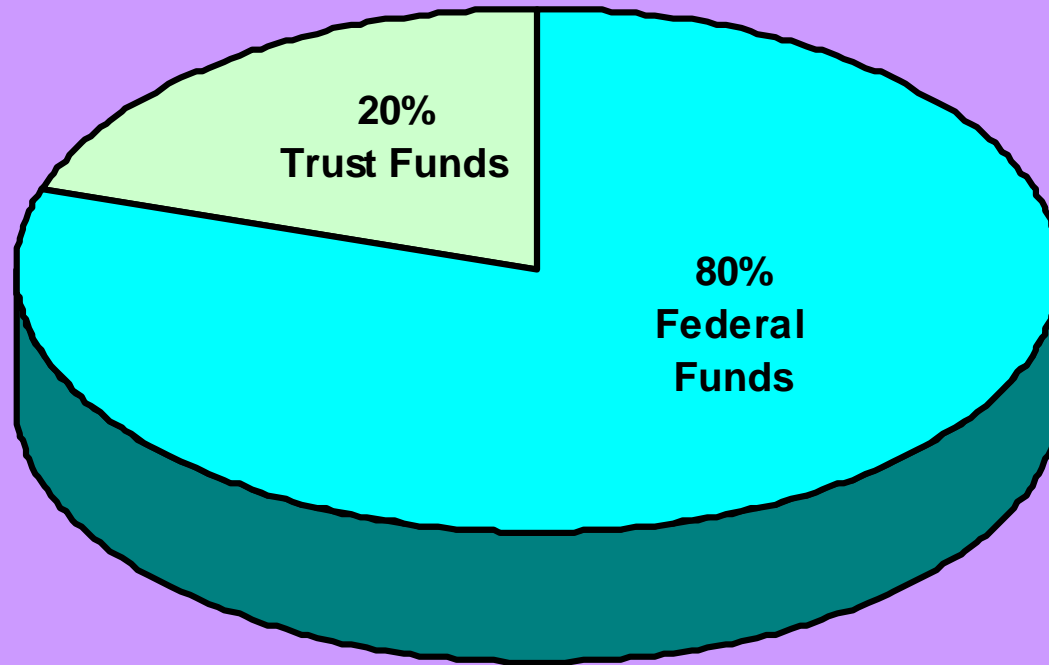


Chart 2

FY 2009

**Unobligated Balances
\$402 Billion**



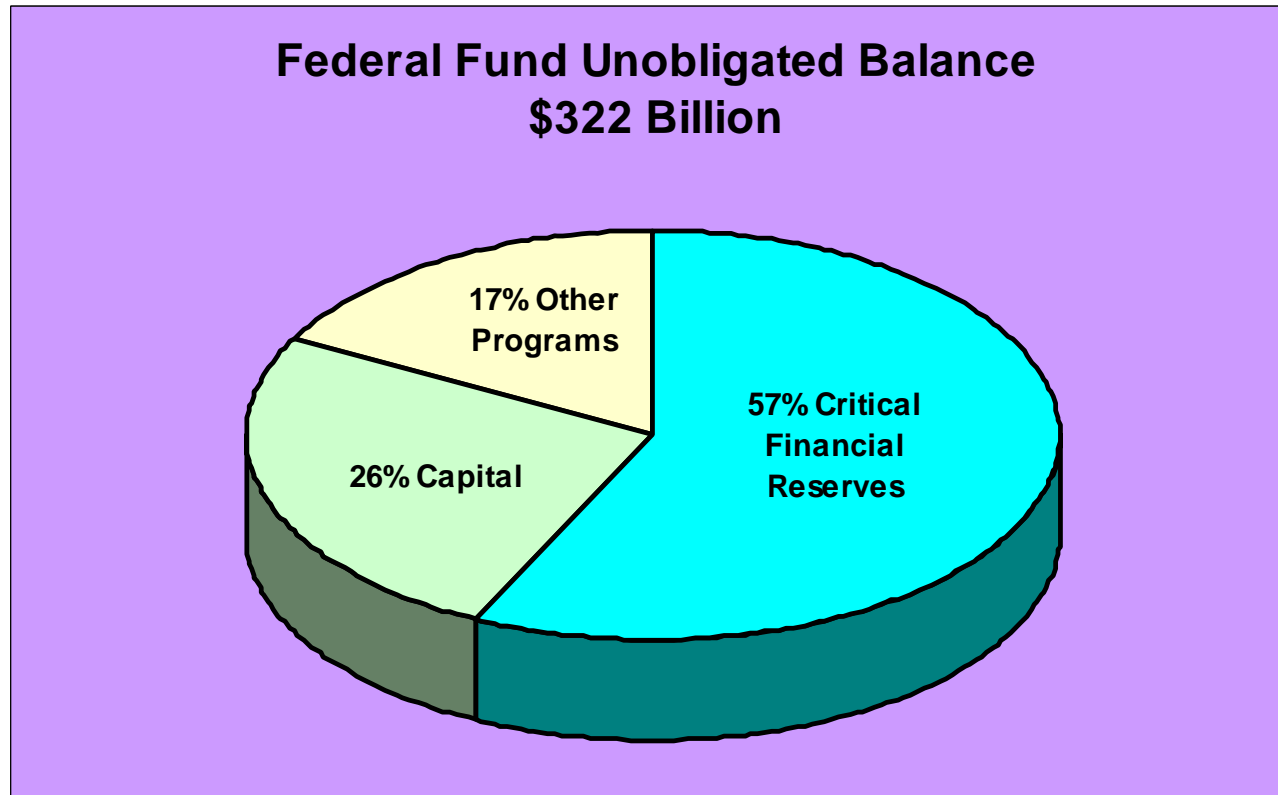
FEDERAL FUND UNOBLIGATED BALANCES

The following chart illustrates the three categories of Federal Fund Unobligated Balances:

- a) Critical Financial Reserves
- b) Capital
- c) Other Programs

Chart 3

FY 2009



(a) Critical Financial Reserves

Fifty-seven (57%) percent of the total federal fund unobligated balances are critical financial reserves. These reserves are further classified as:

- International Monetary Programs;
- Insurance and Other Programs; and
- Credit Liquidating Programs.

International Monetary Programs – These reserves are available to fund United States (U.S.) balance of payment financing needs and to intervene in the foreign exchange market.

The unobligated balances in the U.S. Quota accounts represent amounts that have been transferred from the Department of Treasury and deposited with the International Monetary Fund (IMF) for the U.S. share of its quota to the IMF, in return for international monetary reserves denominated in Special Drawing Rights (SDRs). These reserves are held at the IMF. This is somewhat akin to moving balances from one checking account to another.

Other SDR denominated assets appear as unobligated balances in the Exchange Stabilization Fund (ESF). These SDRs are used in transactions with other members of the IMF in settlement of their obligations to the Fund. The Secretary of the Treasury is also authorized to use the U.S. dollar and foreign currency assets of the ESF to intervene in the foreign exchange market. The principal sources of the ESF's income have been profits on foreign exchange transactions, interest on foreign exchange swap transactions, and interest on investments held by the Fund. The estimated balances in the ESF are subject to considerable variance, as the amount and composition of assets and the interest rate earned on investments can change dramatically.

Foreign currency fluctuation accounts used to protect U.S. government agencies from the negative impact of changes in the foreign exchange market also contain unobligated balances.

Insurance and Other Programs – The Federal government provides insurance in certain areas (notably deposit insurance, pension guarantees, and emergencies) and conducts other programs where there is a natural lag between the time funds are collected and when they are needed. For these kinds of programs, appropriations and other budget authority provide contingency backup, reserves, and debt redemption or funding sources pending sequential events,

such as negotiations with other countries and certification by Congress. The unobligated balances are carried forward to the extent such authority is not used or has not expired under the terms of the appropriations.

Credit Liquidating Programs – Pursuant to the Federal Credit Reform Act of 1990, the cash flows associated with pre-1992 direct loan obligations and loan guarantee commitments are reported on a cash basis in liquidating accounts. Normally, at the end of each year the balances in credit liquidating accounts are returned to the Treasury because the amounts can only be used to liquidate obligations incurred in the year the amounts are collected. The balances that remain are reserves needed to pay claims should there be a default on a loan that was guaranteed before the end of 1991.

(b) Capital

Twenty-six (26%) percent of the total federal fund unobligated balances are for capital. These reserves are further classified as the following:

- Procurement and Construction Programs; and
- Other Revolving Funds.

Procurement and Construction Programs – Budget authority for most major procurement and construction projects covers the entire cost estimated when the projects are initiated, even though work will take place and outlays will be made over a period extending beyond the year for which the budget authority is enacted. For these projects, the unobligated balances are needed to complete the project or program. Basically, these balances reflect the long lead times required for such procurement. Real property projects in this category involve direct Federal government land acquisition and improvement, and construction of facilities.

Other Revolving Funds – Other revolving fund balances exist that do not meet the criteria established for the previous categories. These funds provide goods and services to other Federal government accounts or to the public. The balances in these funds are maintained as working capital to keep the fund revolving.

(c) Other Programs

Seventeen (17%) percent of the total federal fund unobligated balances do not fit either of the previous categories. This category, which is estimated at \$55.3 billion for FY 2009, includes the following:

- \$13.3 billion for research and development programs;
- \$ 9.7 billion for forward funded programs;
- \$ 3.7 billion for major benefit programs;
- \$ 2.8 billion for subsidized housing programs; and
- \$25.7 billion for other miscellaneous programs.

Research and Development Programs – To a large extent, this category includes balances associated with programs authorized to develop, design, test, and evaluate weapons systems and related equipment. It also includes balances attributable to research and development programs concerned with the following: spaceflight; domestic energy sources; and physical, biomedical, and environmental sciences. Multi-year appropriations of budget authority are frequently provided and in some cases balances accumulate in these programs because it may be difficult to determine precisely the time or resources required to meet program objectives.

Forward Funded Programs – This is budget authority that is made available for obligation beginning in the last quarter of a fiscal year for the financing of on-going grant programs during the next fiscal year. The budget authority for such programs is included in the budget totals for the year in which the budget authority is appropriated. Forward funding is often used for education, training, and employment programs so that grants can be made before the beginning of a school year.

Major Benefit Programs – These balances carry over to ensure that social insurance benefit payments are available as stipulated by law.

Subsidized Housing Programs – These balances are for housing programs and homeless assistance grants including public and Indian housing and other assisted housing programs.

Other Miscellaneous Programs – As noted above, Federal fund unobligated balances total \$25.7 billion in the other miscellaneous programs. This category includes the following:

- Legislative Branch - \$1.1 billion
- Judicial Branch - \$.3 billion
- Department of Agriculture - \$1.1 billion
- Department of Defense - \$4.7 billion

- Department of Energy - \$.6 billion
- Department of Health and Human Services - \$1.4 billion
- Department of Homeland Security - \$2.4 billion
- Department of Housing and Urban Development - \$.2 billion
- Department of Interior - \$.4 billion
- Department of Justice - \$.9 billion
- Department of Labor - \$.1 billion
- Department of State - \$2.4 billion
- Department of Transportation - \$.8 billion
- Department of Treasury - \$.8 billion
- Department of Veterans Affairs - \$.1 billion
- Corps of Engineers-Civil Works - \$3.2 billion
- Environmental Protection Agency - \$1.2 billion
- International Assistance Programs - \$3.2 billion
- District of Columbia - \$.1 billion
- Export-Import Bank of the United States - \$.3 billion
- Federal Communications Commission - \$.1 billion
- Nuclear Regulatory Commission - \$.1 billion
- Other agencies - \$.3 billion

For more detail on the \$25.7 billion classified as “Other Miscellaneous Programs” see Table 5, Federal Fund Unobligated Balances, by Agency and Program.

TABLES

FEDERAL AND TRUST FUND SUMMARIES

TABLE 1

SUMMARY OF UNEXPENDED BALANCES

(In millions of dollars)

| Description | Balances, end of year | | |
|--|-----------------------|------------------|------------------|
| | 2007 actual | 2008 estimate | 2009 estimate |
| Federal funds: | | | |
| Obligated balances..... | 818,521 | 936,018 | 856,035 |
| Unobligated balances..... | 377,911 | 323,504 | 321,534 |
| Total Federal fund unexpended balances.... | <u>1,196,432</u> | <u>1,259,522</u> | <u>1,177,569</u> |
| Trust funds: | | | |
| Obligated balances..... | 259,739 | 265,731 | 270,753 |
| Unobligated balances..... | 93,216 | 91,225 | 80,083 |
| Total Trust fund unexpended balances..... | <u>352,955</u> | <u>356,956</u> | <u>350,836</u> |
| Total Federal and trust funds: | | | |
| Obligated balances..... | 1,078,260 | 1,201,749 | 1,126,788 |
| Unobligated balances..... | 471,127 | 414,729 | 401,617 |
| Total unexpended balances..... | <u>1,549,387</u> | <u>1,616,478</u> | <u>1,528,405</u> |

TABLE 2

TOTAL UNEXPENDED BALANCES, BY AGENCY

(In millions of dollars)

| Department or other unit | Start 2007 | | End 2007/ Start 2008 | | End 2008/ Start 2009 | | End 2009 | |
|---|------------|-------------|-------------------------|-------------|-------------------------|-------------|-----------|-------------|
| | obligated | unobligated | obligated | unobligated | obligated | unobligated | obligated | unobligated |
| Legislative Branch | 1,228 | 1,724 | 1,119 | 1,797 | 1,321 | 1,429 | 1,151 | 1,768 |
| Judicial Branch | 732 | 1,061 | 807 | 1,133 | 1,117 | 1,149 | 1,040 | 1,187 |
| Department of Agriculture | 26,536 | 10,923 | 25,477 | 14,724 | 28,356 | 6,477 | 28,567 | 5,454 |
| Department of Commerce | 5,452 | 762 | 6,735 | 764 | 6,617 | 336 | 6,343 | 286 |
| Department of Defense--Military | 260,121 | 65,601 | 304,092 | 89,529 | 408,381 | 72,677 | 352,708 | 65,593 |
| Department of Education | 50,211 | 4,184 | 50,711 | 4,099 | 48,081 | 4,320 | 46,446 | 7,759 |
| Department of Energy | 14,098 | 2,733 | 15,246 | 2,596 | 14,420 | 1,435 | 13,653 | 1,169 |
| Department of Health and Human Services | 135,580 | 34,245 | 135,696 | 10,824 | 139,247 | 8,380 | 138,595 | 3,682 |
| Department of Homeland Security | 40,969 | 15,570 | 41,004 | 15,875 | 47,936 | 7,688 | 42,116 | 9,339 |
| Department of Housing and Urban Development | 72,258 | 43,973 | 65,396 | 38,109 | 57,219 | 32,756 | 48,264 | 34,285 |
| Department of the Interior | 7,724 | 6,081 | 8,006 | 5,575 | 8,563 | 4,500 | 8,873 | 3,523 |
| Department of Justice | 10,434 | 2,587 | 11,166 | 2,925 | 11,111 | 2,335 | 8,543 | 2,080 |
| Department of Labor | 6,962 | 17,741 | 7,275 | 17,391 | 7,377 | 16,723 | 5,689 | 17,350 |
| Department of State | 10,377 | 4,250 | 12,910 | 5,174 | 18,524 | 3,605 | 15,442 | 3,822 |
| Department of Transportation | 70,750 | 46,216 | 75,010 | 46,174 | 76,081 | 39,834 | 75,855 | 26,094 |
| Department of the Treasury | 16,584 | 35,383 | 16,923 | 36,192 | 17,095 | 38,339 | 17,037 | 40,555 |
| Department of Veterans Affairs | 8,159 | 7,734 | 12,885 | 9,567 | 16,265 | 7,499 | 17,923 | 5,220 |
| Corps of Engineers-Civil Works | -955 | 9,352 | 1,900 | 9,625 | 2,053 | 7,832 | 1,200 | 10,396 |
| Other Defense Civil Programs | 3,875 | 312 | 4,173 | 89 | 4,106 | 108 | 4,028 | 128 |
| Environmental Protection Agency | 10,248 | 2,974 | 9,240 | 3,088 | 9,240 | 2,973 | 8,620 | 2,638 |
| Executive Office of the President | 4,340 | 40 | 1,551 | 184 | 551 | 31 | 376 | 32 |
| General Services Administration | 609 | 6,023 | 978 | 5,654 | 1,586 | 4,883 | 2,781 | 3,405 |
| International Assistance Programs | 91,154 | 35,928 | 135,474 | 32,090 | 138,312 | 29,952 | 139,490 | 30,709 |
| National Aeronautics and Space Administration | 7,287 | 2,124 | 7,385 | 2,396 | 7,992 | 1,575 | 7,267 | 1,763 |
| National Science Foundation | 7,620 | 124 | 8,108 | 146 | 8,154 | | 8,717 | |
| Office of Personnel Management | 8,445 | 43,434 | 9,039 | 46,019 | 8,994 | 48,430 | 10,019 | 51,034 |
| Small Business Administration | 1,191 | 800 | 502 | 599 | 545 | 200 | 501 | 64 |
| Social Security Administration | 70,987 | 1,415 | 74,442 | 2,724 | 77,330 | 1,887 | 80,492 | 625 |
| Other Independent Agencies | 34,121 | 62,825 | 35,010 | 66,065 | 35,175 | 67,376 | 35,100 | 71,657 |
| Allowances | | | | | | | -48 | |

| Department or other unit | Start 2007 | | End 2007/ Start 2008 | | End 2008/ Start 2009 | | End 2009 | |
|--------------------------|----------------|------------------|-------------------------|------------------|-------------------------|------------------|----------------|------------------|
| | obli- gated | unobli- gated | obli- gated | unobli- gated | obli- gated | unobli- gated | obli- gated | unobli- gated |
| TOTAL..... | 977,097 | 466,119 | 1,078,260 | 471,127 | 1,201,749 | 414,729 | 1,126,788 | 401,617 |
| MEMORANDUM | | | | | | | | |
| Federal funds..... | 762,871 | 376,109 | 818,521 | 377,911 | 936,018 | 323,504 | 856,035 | 321,534 |
| Trust funds..... | 214,226 | 90,010 | 259,739 | 93,216 | 265,731 | 91,225 | 270,753 | 80,083 |

FEDERAL FUNDS

TABLE 3

FEDERAL FUND OBLIGATED BALANCES, BY AGENCY

(In millions of dollars)

| Department or other unit | Balances, end of year | | |
|---|-----------------------|------------------|------------------|
| | 2007 actual | 2008 estimate | 2009 estimate |
| Legislative Branch | 1,098 | 1,282 | 1,094 |
| Judicial Branch | 804 | 1,124 | 1,063 |
| Department of Agriculture | 25,380 | 28,240 | 28,423 |
| Department of Commerce | 6,735 | 6,617 | 6,343 |
| Department of Defense--Military | 303,186 | 407,490 | 351,833 |
| Department of Education | 50,711 | 48,081 | 46,446 |
| Department of Energy | 15,246 | 14,420 | 13,653 |
| Department of Health and Human Services | 90,642 | 94,327 | 93,506 |
| Department of Homeland Security | 40,781 | 47,680 | 41,870 |
| Department of Housing and Urban Development | 65,394 | 57,214 | 48,259 |
| Department of the Interior | 7,560 | 8,101 | 8,361 |
| Department of Justice | 11,138 | 11,092 | 8,536 |
| Department of Labor | 5,771 | 5,831 | 4,675 |
| Department of State | 13,053 | 18,667 | 15,585 |
| Department of Transportation | 13,116 | 11,017 | 9,536 |
| Department of the Treasury | 16,776 | 16,928 | 16,848 |
| Department of Veterans Affairs | 11,055 | 14,448 | 16,133 |
| Corps of Engineers--Civil Works | 1,367 | 1,522 | 705 |
| Other Defense Civil Programs | 416 | 417 | 418 |
| Environmental Protection Agency | 7,901 | 7,845 | 7,140 |
| Executive Office of the President | 1,551 | 551 | 376 |
| General Services Administration | 977 | 1,582 | 2,781 |
| International Assistance Programs | 75,501 | 78,336 | 79,512 |
| National Aeronautics and Space Administration | 7,385 | 7,992 | 7,267 |
| National Science Foundation | 8,084 | 8,123 | 8,686 |
| Office of Personnel Management | 755 | 681 | 731 |
| Small Business Administration | 502 | 545 | 501 |
| Social Security Administration | 1,943 | 1,976 | 2,014 |
| Other Independent Agencies | 33,693 | 33,889 | 33,788 |
| Allowances | | | -48 |
| TOTAL..... | 818,521 | 936,018 | 856,035 |

TABLE 4

FEDERAL FUND UNOBLIGATED BALANCES, BY AGENCY

(In millions of dollars)

| Department or other unit | Balances, end of year | | |
|---|-----------------------|------------------|------------------|
| | 2007 actual | 2008 estimate | 2009 estimate |
| Legislative Branch | 1,730 | 1,377 | 1,732 |
| Judicial Branch | 404 | 384 | 373 |
| Department of Agriculture | 14,352 | 6,159 | 5,162 |
| Department of Commerce | 764 | 336 | 286 |
| Department of Defense--Military | 89,437 | 72,586 | 65,502 |
| Department of Education | 4,099 | 4,320 | 7,759 |
| Department of Energy | 2,595 | 1,434 | 1,168 |
| Department of Health and Human Services | 10,722 | 8,278 | 3,580 |
| Department of Homeland Security | 15,827 | 7,661 | 9,312 |
| Department of Housing and Urban Development | 38,106 | 32,756 | 34,285 |
| Department of the Interior | 5,208 | 4,199 | 3,208 |
| Department of Justice | 2,876 | 2,275 | 2,012 |
| Department of Labor | 17,387 | 16,719 | 17,344 |
| Department of State | 5,093 | 3,524 | 3,741 |
| Department of Transportation | 5,007 | 2,737 | 2,672 |
| Department of the Treasury | 35,524 | 37,663 | 39,876 |
| Department of Veterans Affairs | 7,834 | 5,771 | 3,500 |
| Corps of Engineers--Civil Works | 9,115 | 7,340 | 9,926 |
| Other Defense Civil Programs | 24 | 41 | 57 |
| Environmental Protection Agency | 1,825 | 1,667 | 1,409 |
| Executive Office of the President | 184 | 31 | 32 |
| General Services Administration | 5,651 | 4,883 | 3,405 |
| International Assistance Programs | 32,076 | 29,937 | 30,693 |
| National Aeronautics and Space Administration | 2,393 | 1,572 | 1,760 |
| National Science Foundation | 115 | | |
| Office of Personnel Management | 659 | 663 | 665 |
| Small Business Administration | 599 | 200 | 64 |
| Social Security Administration | 2,515 | 1,885 | 623 |
| Other Independent Agencies | 65,790 | 67,106 | 71,388 |
| Allowances | | | |
| TOTAL..... | 377,911 | 323,504 | 321,534 |

TABLE 5

FEDERAL FUND UNOBLIGATED BALANCES, BY AGENCY and PROGRAM

(In millions of dollars)

| Program | Balances, end of year | | |
|--|-----------------------|------------------|------------------|
| | 2007 actual | 2008 estimate | 2009 estimate |
| <u>AGENCY: Legislative Branch</u> | | | |
| CRITICAL FINANCIAL RESERVES | | | |
| INTERNATIONAL MONETARY PROGRAMS | | | |
| House Revolving Funds | 26 | 26 | 26 |
| INTERNATIONAL MONETARY PROGRAMS Subtotal..... | 26 | 26 | 26 |
| TOTAL, CRITICAL FINANCIAL RESERVES..... | 26 | 26 | 26 |
| CAPITAL | | | |
| PROCUREMENT AND CONSTRUCTION PROGRAMS | | | |
| Salaries [Capitol Police] | 7 | 2 | 2 |
| Capitol Building | 27 | 20 | 20 |
| Capitol Grounds | 1 | 1 | 1 |
| Senate Office Buildings | 26 | 30 | 25 |
| House Office Buildings | 39 | 38 | 43 |
| Capitol Power Plant | 54 | 38 | 142 |
| Library Buildings and Grounds | 20 | 13 | 9 |
| Capitol Visitor Center | 63 | 42 | 42 |
| Capitol Police Buildings and Grounds | 8 | 7 | 10 |
| Judiciary Office Building Development and Operations Fund | 10 | 10 | 12 |
| PROCUREMENT AND CONSTRUCTION PROGRAMS Subtotal..... | 255 | 201 | 306 |
| OTHER REVOLVING FUNDS | | | |
| Cooperative Acquisitions Program Revolving Fund | 3 | 3 | 3 |
| Gift Shop, Decimal Classification, Photo Duplication, and Relate | 1 | 1 | 1 |
| Fedlink Program and Federal Research Program | 7 | 7 | 7 |
| Government Printing Office Revolving Fund | 61 | 128 | 264 |
| OTHER REVOLVING FUNDS Subtotal..... | 72 | 139 | 275 |
| TOTAL, CAPITAL..... | 327 | 340 | 581 |
| OTHER PROGRAMS | | | |
| OTHER MISCELLANEOUS PROGRAMS | | | |
| Congressional Use of Foreign Currency, Senate | 8 | 9 | 11 |
| Senate Items | 1 | 1 | 1 |
| Salaries and Expenses [House of Representatives] | 116 | 116 | 116 |
| Congressional Use of Foreign Currency, House of Representatives | 33 | 33 | 33 |

TABLE 5

FEDERAL FUND UNOBLIGATED BALANCES, BY AGENCY and PROGRAM

(In millions of dollars)

| Program | Balances, end of year | | |
|--|-----------------------|------------------|------------------|
| | 2007 actual | 2008 estimate | 2009 estimate |
| Security Enhancements | 1 | --- | --- |
| General Expenses | 32 | 17 | 17 |
| General Administration | 2 | 3 | 3 |
| Botanic Garden | 1 | 1 | 1 |
| Salaries and Expenses, Library of Congress [Library of Congress] | 26 | 18 | 9 |
| Copyright Office: Salaries and Expenses | 8 | 8 | 8 |
| Books for the Blind and Physically Handicapped: Salaries and Exp | 15 | 15 | 15 |
| Payments to Copyright Owners | 1,124 | 776 | 895 |
| Salaries and Expenses [Government Accountability Office] | 3 | 7 | 10 |
| United States-China Economic and Security Review Commission | 1 | 1 | 1 |
| Commission on International Religious Freedom | 1 | 1 | 1 |
| Other Legislative Branch Boards and Commissions | 5 | 5 | 4 |
| OTHER MISCELLANEOUS PROGRAMS Subtotal..... | 1,377 | 1,011 | 1,125 |
| TOTAL, OTHER PROGRAMS..... | 1,377 | 1,011 | 1,125 |
| ** AGENCY TOTAL, ALL PROGRAMS ** | 1,730 | 1,377 | 1,732 |
| <u>AGENCY: Judicial Branch</u> | | | |
| CAPITAL | | | |
| PROCUREMENT AND CONSTRUCTION PROGRAMS | | | |
| Care of the Building and Grounds | 39 | 33 | 31 |
| Judiciary Information Technology Fund | 67 | 67 | 67 |
| PROCUREMENT AND CONSTRUCTION PROGRAMS Subtotal..... | 106 | 100 | 98 |
| TOTAL, CAPITAL..... | 106 | 100 | 98 |
| OTHER PROGRAMS | | | |
| OTHER MISCELLANEOUS PROGRAMS | | | |
| Salaries and Expenses [Courts of Appeals, District Courts, and o | 6 | 5 | 5 |
| Defender Services | 12 | 9 | --- |
| Court Security | 10 | --- | --- |
| Judiciary Filing Fees | 269 | 269 | 269 |
| Salaries and Expenses [United States Sentencing Commission] | 1 | 1 | 1 |
| OTHER MISCELLANEOUS PROGRAMS Subtotal..... | 298 | 284 | 275 |
| TOTAL, OTHER PROGRAMS..... | 298 | 284 | 275 |
| ** AGENCY TOTAL, ALL PROGRAMS ** | 404 | 384 | 373 |

TABLE 5

FEDERAL FUND UNOBLIGATED BALANCES, BY AGENCY and PROGRAM

(In millions of dollars)

| Program | Balances, end of year | | |
|--|-----------------------|------------------|------------------|
| | 2007 actual | 2008 estimate | 2009 estimate |
| <u>AGENCY: Department of Agriculture</u> | | | |
| CRITICAL FINANCIAL RESERVES | | | |
| CREDIT LIQUIDATING PROGRAMS | | | |
| Agricultural Credit Insurance Fund Liquidating Account | 14 | --- | --- |
| Commodity Credit Corporation Guaranteed Loans Liquidating Account | 6 | --- | --- |
| Rural Development Insurance Fund Liquidating Account | 26 | --- | --- |
| Rural Electrification and Telecommunications Liquidating Account | 700 | 430 | 200 |
| Expenses, Public Law 480, Foreign Assistance Programs, Agriculture | 75 | --- | --- |
| CREDIT LIQUIDATING PROGRAMS Subtotal..... | 821 | 430 | 200 |
| INSURANCE AND OTHER PROGRAMS | | | |
| Federal Crop Insurance Corporation Fund | 2,260 | 641 | 641 |
| Emergency Conservation Program | 129 | 46 | 20 |
| Special Supplemental Nutrition Program for Women, Infants, and C | 108 | --- | --- |
| Wildland Fire Management | 90 | 60 | --- |
| INSURANCE AND OTHER PROGRAMS Subtotal..... | 2,587 | 747 | 661 |
| TOTAL, CRITICAL FINANCIAL RESERVES..... | 3,408 | 1,177 | 861 |
| CAPITAL | | | |
| PROCUREMENT AND CONSTRUCTION PROGRAMS | | | |
| Common Computing Environment | 31 | --- | --- |
| Buildings and Facilities | 163 | 105 | 6 |
| Buildings and Facilities | 10 | 5 | 8 |
| Watershed Rehabilitation Program | 2 | --- | 65 |
| Resource Conservation and Development | 1 | 1 | 1 |
| Capital Improvement and Maintenance | 105 | 75 | 9 |
| Range Betterment Fund | 1 | --- | --- |
| Land Acquisition | 48 | 29 | 23 |
| PROCUREMENT AND CONSTRUCTION PROGRAMS Subtotal..... | 361 | 215 | 112 |
| OTHER REVOLVING FUNDS | | | |
| Working Capital Fund [Executive Operations] | 88 | 23 | 4 |
| Limitation on Inspection and Weighing Services Expenses | 6 | 6 | 6 |
| Farm Storage Facility Loans Program Account | 1 | 1 | 1 |
| Commodity Credit Corporation Fund | 1,039 | --- | --- |
| Alternative Agricultural Research and Commercialization Corporat | 1 | 1 | 1 |
| Working Capital Fund [Forest Service] | 97 | 97 | 97 |

TABLE 5

FEDERAL FUND UNOBLIGATED BALANCES, BY AGENCY and PROGRAM

(In millions of dollars)

| Program | Balances, end of year | | |
|--|-----------------------|------------------|------------------|
| | 2007 actual | 2008 estimate | 2009 estimate |
| OTHER REVOLVING FUNDS Subtotal..... | 1,232 | 128 | 109 |
| TOTAL, CAPITAL..... | 1,593 | 343 | 221 |
| OTHER PROGRAMS | | | |
| SUBSIDIZED HOUSING PROGRAMS | | | |
| Rural Housing Assistance Grants | 37 | --- | --- |
| Farm Labor Program Account | 14 | --- | --- |
| Multifamily Housing Revitalization Program Account | 26 | 21 | 1 |
| Mutual and Self-help Housing Grants | 2 | 1 | 1 |
| Rural Housing Insurance Fund Program Account | 34 | --- | --- |
| SUBSIDIZED HOUSING PROGRAMS Subtotal..... | 113 | 22 | 2 |
| RESEARCH AND DEVELOPMENT PROGRAMS | | | |
| Salaries and Expenses [Agricultural Research Service] | 2 | --- | --- |
| Research and Education Activities | 115 | 7 | 5 |
| Buildings and Facilities | 1 | 1 | 1 |
| Integrated Activities | 1 | --- | --- |
| Biomass Research and Development | 14 | --- | --- |
| Forest and Rangeland Research | 25 | 14 | --- |
| RESEARCH AND DEVELOPMENT PROGRAMS Subtotal..... | 158 | 22 | 6 |
| MAJOR BENEFIT PROGRAMS | | | |
| Food Stamp Program | 3,037 | 3,020 | 3,016 |
| MAJOR BENEFIT PROGRAMS Subtotal..... | 3,037 | 3,020 | 3,016 |
| OTHER MISCELLANEOUS PROGRAMS | | | |
| Office of the Secretary | 13 | 10 | 10 |
| Agriculture Buildings and Facilities and Rental Payments | 6 | 6 | 6 |
| Hazardous Materials Management | 2 | --- | --- |
| Office of the Inspector General [Office of the Inspector General | 7 | 5 | 10 |
| National Agricultural Statistics Service | 2 | 2 | 2 |
| Salaries and Expenses [Animal and Plant Health Inspection Service] | 305 | 258 | 212 |
| Salaries and Expenses [Food Safety and Inspection Service] | 22 | 16 | 12 |
| Marketing Services | 27 | 27 | 28 |
| Payments to States and Possessions | 8 | --- | --- |
| Perishable Agricultural Commodities Act Fund | 14 | 11 | 8 |
| Funds for Strengthening Markets, Income, and Supply (section 32) | 500 | --- | --- |
| Salaries and Expenses [Farm Service Agency] | 81 | --- | --- |
| Agricultural Credit Insurance Fund Program Account | 7 | 2 | 2 |
| Commodity Credit Corporation Export Loans Program Account | 183 | 188 | 188 |

TABLE 5

FEDERAL FUND UNOBLIGATED BALANCES, BY AGENCY and PROGRAM

(In millions of dollars)

| Program | Balances, end of year | | |
|---|-----------------------|------------------|------------------|
| | 2007 actual | 2008 estimate | 2009 estimate |
| USDA Disaster Assistance | 2,800 | --- | --- |
| Conservation Operations | 27 | 5 | 4 |
| Watershed and Flood Prevention Operations | 182 | --- | --- |
| Wetlands Reserve Program | 2 | 2 | 2 |
| Great Plains Conservation Program | 1 | 1 | 1 |
| Water Bank Program | 1 | 1 | 1 |
| Wildlife Habitat Incentives Program | 9 | 9 | 9 |
| Forestry Incentives Program | 6 | 6 | 6 |
| Rural Community Advancement Program | 141 | --- | --- |
| Salaries and Expenses [Rural Development] | 5 | --- | --- |
| Rural Electrification and Telecommunications Loans Program Account | 7 | 7 | 7 |
| Distance Learning, Telemedicine, and Broadband Program | 16 | 6 | --- |
| High Energy Cost Grants | 21 | --- | --- |
| Rural Empowerment Zones and Enterprise Communities Grants | 3 | --- | --- |
| Rural Cooperative Development Grants | 2 | 1 | 1 |
| Rural Economic Development Grants | 42 | 40 | 24 |
| Public Law 480 Title I Ocean Freight Differential Grants | 20 | --- | --- |
| Public Law 480 Title I Direct Credit and Food for Progress Program | 10 | --- | --- |
| Public Law 480 Title II Grants | 270 | 110 | 110 |
| Salaries and Expenses [Foreign Agricultural Service] | 27 | 23 | 19 |
| McGovern-Dole International Food for Education and Child Nutrition Programs | 1 | 1 | 1 |
| Commodity Assistance Program | 2 | 1 | --- |
| Child Nutrition Programs | 252 | 257 | 3 |
| State and Private Forestry | 51 | 17 | --- |
| National Forest System | 167 | 99 | 1 |
| Stewardship Contracting Product Sales | 3 | 2 | 1 |
| Forest Service Permanent Appropriations | 798 | 462 | 388 |
| OTHER MISCELLANEOUS PROGRAMS Subtotal..... | 6,043 | 1,575 | 1,056 |
| TOTAL, OTHER PROGRAMS..... | 9,351 | 4,639 | 4,080 |
| ** AGENCY TOTAL, ALL PROGRAMS ** | 14,352 | 6,159 | 5,162 |

AGENCY: Department of Commerce

CRITICAL FINANCIAL RESERVES

CREDIT LIQUIDATING PROGRAMS

| | | | |
|---|---|-----|-----|
| Economic Development Revolving Fund Liquidating Account | 2 | --- | --- |
| CREDIT LIQUIDATING PROGRAMS Subtotal..... | 2 | --- | --- |

INSURANCE AND OTHER PROGRAMS

| | | | |
|-----------------------------------|---|---|---|
| Fisheries Finance Program Account | 3 | 4 | 4 |
|-----------------------------------|---|---|---|

TABLE 5

FEDERAL FUND UNOBLIGATED BALANCES, BY AGENCY and PROGRAM

(In millions of dollars)

| Program | Balances, end of year | | |
|--|-----------------------|------------------|------------------|
| | 2007 actual | 2008 estimate | 2009 estimate |
| INSURANCE AND OTHER PROGRAMS Subtotal..... | 3 | 4 | 4 |
| TOTAL, CRITICAL FINANCIAL RESERVES..... | 5 | 4 | 4 |
| CAPITAL | | | |
| PROCUREMENT AND CONSTRUCTION PROGRAMS | | | |
| Procurement, Acquisition and Construction | 37 | --- | 2 |
| Construction of Research Facilities | 17 | --- | --- |
| Information Infrastructure Grants | 2 | --- | --- |
| PROCUREMENT AND CONSTRUCTION PROGRAMS Subtotal..... | 56 | --- | 2 |
| OTHER REVOLVING FUNDS | | | |
| Working Capital Fund [Departmental Management] | 5 | --- | --- |
| Census Working Capital Fund | 152 | 127 | 127 |
| Economics and Statistics Administration Revolving Fund | 2 | 2 | 2 |
| Damage Assessment and Restoration Revolving Fund | 25 | --- | --- |
| Limited Access System Administration Fund | 11 | --- | --- |
| NTIS Revolving Fund | 9 | 10 | 10 |
| Working Capital Fund [National Institute of Standards and Techno | 141 | 141 | 140 |
| OTHER REVOLVING FUNDS Subtotal..... | 345 | 280 | 279 |
| TOTAL, CAPITAL..... | 401 | 280 | 281 |
| OTHER PROGRAMS | | | |
| RESEARCH AND DEVELOPMENT PROGRAMS | | | |
| Operations, Research, and Facilities | 163 | --- | --- |
| Scientific and Technical Research and Services | 9 | --- | --- |
| RESEARCH AND DEVELOPMENT PROGRAMS Subtotal..... | 172 | --- | --- |
| OTHER MISCELLANEOUS PROGRAMS | | | |
| Salaries and Expenses [Departmental Management] | 7 | --- | --- |
| Emergency Steel, Oil, and Gas Guaranteed Loan Program Account | 49 | 49 | --- |
| Franchise Fund | 3 | 2 | --- |
| Salaries and Expenses [Economic Development Administration] | 3 | --- | --- |
| Economic Development Assistance Programs | 9 | --- | --- |
| Periodic Censuses and Programs | 2 | --- | --- |
| Salaries and Expenses [Economic and Statistical Analysis] | 1 | --- | --- |
| Operations and Administration [International Trade Administratio | 7 | --- | --- |
| Operations and Administration [Bureau of Industry and Security] | 4 | --- | --- |
| Fishermen's Contingency Fund | 1 | 1 | 1 |

TABLE 5

FEDERAL FUND UNOBLIGATED BALANCES, BY AGENCY and PROGRAM

(In millions of dollars)

| Program | Balances, end of year | | |
|--|-----------------------|------------------|------------------|
| | 2007 actual | 2008 estimate | 2009 estimate |
| Environmental Improvement and Restoration Fund | 9 | --- | --- |
| Salaries and Expenses [U.S. Patent and Trademark Office] | 29 | --- | --- |
| Industrial Technology Services | 20 | --- | --- |
| Salaries and Expenses [National Telecommunications and Informati | 25 | --- | --- |
| Public Telecommunications Facilities, Planning and Construction | 3 | --- | --- |
| Digital Television Transition and Public Safety Fund | 14 | --- | --- |
| OTHER MISCELLANEOUS PROGRAMS Subtotal..... | 186 | 52 | 1 |
| TOTAL, OTHER PROGRAMS..... | 358 | 52 | 1 |
| ** AGENCY TOTAL, ALL PROGRAMS ** | 764 | 336 | 286 |
| <u>AGENCY: Department of Defense--Military</u> | | | |
| CRITICAL FINANCIAL RESERVES | | | |
| INTERNATIONAL MONETARY PROGRAMS | | | |
| Foreign Currency Fluctuations | 644 | 644 | 644 |
| Foreign Currency Fluctuations, Construction | 1 | 1 | 1 |
| INTERNATIONAL MONETARY PROGRAMS Subtotal..... | 645 | 645 | 645 |
| INSURANCE AND OTHER PROGRAMS | | | |
| Former Soviet Union Threat Reduction Account | 58 | 201 | 195 |
| INSURANCE AND OTHER PROGRAMS Subtotal..... | 58 | 201 | 195 |
| TOTAL, CRITICAL FINANCIAL RESERVES..... | 703 | 846 | 840 |
| CAPITAL | | | |
| PROCUREMENT AND CONSTRUCTION PROGRAMS | | | |
| Environmental Restoration, Formerly Used Defense Sites | 7 | 7 | 7 |
| Mine Resistant Ambush Protected Vehicle Fund | --- | 4,207 | 4,207 |
| Procurement, Defense-wide | 1,457 | 1,355 | 1,080 |
| Rapid Acquisition Fund | --- | --- | 31 |
| National Guard and Reserve Equipment | 1,390 | 942 | 292 |
| Defense Production Act Purchases | 41 | 40 | 34 |
| Coastal Defense Augmentation | 1 | 1 | 1 |
| Chemical Agents and Munitions Destruction, Army | 151 | 63 | 18 |
| Procurement, Marine Corps | 2,667 | 1,569 | 461 |
| Aircraft Procurement, Navy | 3,348 | 3,648 | 3,008 |
| Weapons Procurement, Navy | 848 | 613 | 570 |
| Procurement of Ammunition, Navy and Marine Corps | 161 | 220 | 176 |
| Shipbuilding and Conversion, Navy | 7,238 | 9,794 | 9,707 |

TABLE 5

FEDERAL FUND UNOBLIGATED BALANCES, BY AGENCY and PROGRAM

(In millions of dollars)

| Program | Balances, end of year | | |
|--|-----------------------|------------------|------------------|
| | 2007 actual | 2008 estimate | 2009 estimate |
| Other Procurement, Navy | 1,769 | 1,431 | 949 |
| Aircraft Procurement, Army | 1,580 | 1,440 | 1,072 |
| Missile Procurement, Army | 301 | 517 | 500 |
| Procurement of Weapons and Tracked Combat Vehicles, Army | 1,136 | 2,535 | 1,346 |
| Procurement of Ammunition, Army | 877 | 1,025 | 845 |
| Other Procurement, Army | 8,008 | 5,045 | 2,306 |
| Joint Improvised Explosive Device Defeat Fund | 1,171 | --- | --- |
| Aircraft Procurement, Air Force | 5,755 | 4,843 | 4,165 |
| Procurement of Ammunition, Air Force | 225 | 265 | 268 |
| Missile Procurement, Air Force | 778 | 1,217 | 1,625 |
| Other Procurement, Air Force | 5,598 | 5,544 | 5,096 |
| Chemical Demilitarization Construction, Defense-wide | 34 | 124 | 247 |
| Military Construction, Defense-wide | 764 | 900 | 1,049 |
| North Atlantic Treaty Organization Security Investment Program | 34 | 34 | 34 |
| Military Construction, Navy and Marine Corps | 1,317 | 1,191 | 1,224 |
| Military Construction, Naval Reserve | 61 | 34 | 22 |
| Military Construction, Army | 3,617 | 2,350 | 1,981 |
| Military Construction, Army National Guard | 248 | 290 | 317 |
| Military Construction, Army Reserve | 54 | 58 | 96 |
| Military Construction, Air Force | 666 | 616 | 510 |
| Military Construction, Air Force Reserve | 35 | 24 | 20 |
| Military Construction, Air National Guard | 52 | 215 | 167 |
| Family Housing Construction, Army | 237 | 159 | 267 |
| Family Housing Construction, Navy and Marine Corps | 47 | 89 | 237 |
| Family Housing Construction, Air Force | 1,631 | 951 | 742 |
| Family Housing Construction, Defense-Wide | 9 | 8 | 8 |
| Army Conventional Ammunition Working Capital Fund | 5 | 2 | 2 |
| National Defense Stockpile Transaction Fund | 1,465 | 1,477 | 168 |
| PROCUREMENT AND CONSTRUCTION PROGRAMS Subtotal..... | 54,783 | 54,843 | 44,855 |
| OTHER REVOLVING FUNDS | | | |
| Emergency Response | 12 | 12 | 12 |
| Homeowners Assistance Fund | 8 | 8 | 5 |
| National Defense Sealift Fund | 1,099 | 1,099 | 1,099 |
| Defense Working Capital Fund, Army | 2,515 | 1,145 | 892 |
| Working Capital Fund, Navy | 1,525 | 802 | 786 |
| Working Capital Fund, Air Force | 2,203 | 2,372 | 3,184 |
| Working Capital Fund, Defense Commissary Agency | 1 | 7 | 13 |
| Working Capital Fund, Defense Wide | 575 | 352 | 438 |
| Buildings Maintenance Fund | 23 | 23 | 23 |
| Pentagon Reservation Maintenance Revolving Fund | 58 | 42 | 42 |
| General Fund Payment, Surcharge Collections, Sales of Commissary | 11 | 11 | 11 |

TABLE 5

FEDERAL FUND UNOBLIGATED BALANCES, BY AGENCY and PROGRAM

(In millions of dollars)

| Program | Balances, end of year | | |
|--|-----------------------|------------------|------------------|
| | 2007 actual | 2008 estimate | 2009 estimate |
| OTHER REVOLVING FUNDS Subtotal..... | 8,030 | 5,873 | 6,505 |
| TOTAL, CAPITAL..... | 62,813 | 60,716 | 51,360 |
| OTHER PROGRAMS | | | |
| RESEARCH AND DEVELOPMENT PROGRAMS | | | |
| Drug Interdiction and Counter-drug Activities | 116 | --- | 1 |
| Research, Development, Test, and Evaluation, Defense-wide | 3,807 | 2,385 | 2,404 |
| Operational Test and Evaluation | 12 | 12 | 13 |
| Research, Development, Test, and Evaluation, Navy | 2,309 | 1,308 | 1,389 |
| Research, Development, Test, and Evaluation, Army | 2,565 | 1,715 | 1,513 |
| Tanker Replacement Transfer Fund, Air Force | 90 | 90 | 90 |
| Research, Development, Test, and Evaluation, Air Force | 3,377 | 3,112 | 3,164 |
| RESEARCH AND DEVELOPMENT PROGRAMS Subtotal..... | 12,276 | 8,622 | 8,574 |
| OTHER MISCELLANEOUS PROGRAMS | | | |
| Operation and Maintenance, Defense-wide | 538 | 2 | 2 |
| Office of the Inspector General [Operation and Maintenance] | 1 | 1 | 2 |
| Overseas Contingency Operations Transfer Account | 10 | 10 | 10 |
| Defense Health Program | 1,570 | 310 | 2,646 |
| Iraq Freedom Fund | 231 | --- | --- |
| The Department of Defense Environmental Restoration Accounts | 10 | 10 | 10 |
| Overseas Humanitarian, Disaster and Civic Aid | 49 | 35 | 28 |
| Emergency Response Fund | 143 | 143 | 143 |
| Support for International Sporting Competitions | 22 | 22 | 22 |
| Operation and Maintenance, Navy | 21 | 3 | 2 |
| Operation and Maintenance, Army | 252 | 2 | 1 |
| Operation and Maintenance, Army National Guard | 1 | --- | 1 |
| Operation and Maintenance, Army Reserve | --- | 1 | --- |
| Afghanistan Security Forces Fund | 4,787 | --- | --- |
| Iraq Security Forces Fund | 3,783 | --- | --- |
| Operation and Maintenance, Air Force | 2 | --- | 1 |
| Operation and Maintenance, Air Force Reserve | 2 | 3 | 3 |
| Disposal of Department of Defense Real Property | 29 | 29 | 29 |
| Lease of Department of Defense Real Property | 35 | 35 | 35 |
| Overseas Military Facility Investment Recovery | 3 | 3 | 3 |
| Miscellaneous Special Funds [Operation and Maintenance] | 24 | 11 | 11 |
| Iraq Relief and Reconstruction Fund, Army | 31 | 31 | 31 |
| Operating Expenses of the Coalition Provisional Authority | 36 | --- | --- |
| Base Realignment and Closure Account | 392 | 237 | 309 |
| Base Realignment and Closure Account 2005 | 1,320 | 1,320 | 1,321 |

TABLE 5

FEDERAL FUND UNOBLIGATED BALANCES, BY AGENCY and PROGRAM

(In millions of dollars)

| Program | Balances, end of year | | |
|---|-----------------------|------------------|------------------|
| | 2007 actual | 2008 estimate | 2009 estimate |
| Family Housing Operation and Maintenance, Air Force | --- | 1 | --- |
| Department of Defense Family Housing Improvement Fund | 353 | 193 | 118 |
| OTHER MISCELLANEOUS PROGRAMS Subtotal..... | 13,645 | 2,402 | 4,728 |
| TOTAL, OTHER PROGRAMS..... | 25,921 | 11,024 | 13,302 |
| ** AGENCY TOTAL, ALL PROGRAMS ** | 89,437 | 72,586 | 65,502 |
| <u>AGENCY: Department of Education</u> | | | |
| CRITICAL FINANCIAL RESERVES | | | |
| CREDIT LIQUIDATING PROGRAMS | | | |
| Federal Family Education Loan Liquidating Account | 190 | --- | --- |
| Federal Student Loan Reserve Fund | 1,105 | 1,247 | 1,416 |
| CREDIT LIQUIDATING PROGRAMS Subtotal..... | 1,295 | 1,247 | 1,416 |
| TOTAL, CRITICAL FINANCIAL RESERVES..... | 1,295 | 1,247 | 1,416 |
| OTHER PROGRAMS | | | |
| FORWARD FUNDED PROGRAMS | | | |
| Education for the Disadvantaged | 265 | --- | --- |
| School Improvement Programs | 63 | --- | --- |
| Safe Schools and Citizenship Education | 10 | --- | --- |
| Special Education | 79 | --- | --- |
| Student Financial Assistance | 2,190 | 3,031 | 6,302 |
| Institute of Education Sciences | 4 | --- | --- |
| FORWARD FUNDED PROGRAMS Subtotal..... | 2,611 | 3,031 | 6,302 |
| OTHER MISCELLANEOUS PROGRAMS | | | |
| Impact Aid | 3 | 20 | 19 |
| English Language Acquisition | 10 | --- | --- |
| Career, Technical and Adult Education | 132 | --- | --- |
| Higher Education | 13 | 12 | 12 |
| Howard University | 4 | 4 | 4 |
| Federal Direct Student Loan Program Program Account | 28 | 3 | 3 |
| Program Administration | 3 | 3 | 3 |
| OTHER MISCELLANEOUS PROGRAMS Subtotal..... | 193 | 42 | 41 |
| TOTAL, OTHER PROGRAMS..... | 2,804 | 3,073 | 6,343 |
| ** AGENCY TOTAL, ALL PROGRAMS ** | 4,099 | 4,320 | 7,759 |

TABLE 5

FEDERAL FUND UNOBLIGATED BALANCES, BY AGENCY and PROGRAM

(In millions of dollars)

| Program | Balances, end of year | | |
|--|-----------------------|------------------|------------------|
| | 2007 actual | 2008 estimate | 2009 estimate |
| AGENCY: Department of Energy | | | |
| CAPITAL | | | |
| PROCUREMENT AND CONSTRUCTION PROGRAMS | | | |
| Strategic Petroleum Reserve | 14 | --- | 1 |
| Clean Coal Technology | 75 | 17 | 17 |
| Nuclear Energy | --- | 116 | --- |
| Isotope Production and Distribution Program Fund | 13 | 13 | 13 |
| Nuclear Waste Disposal | 3 | --- | --- |
| Northeast Home Heating Oil Reserve | 1 | --- | --- |
| Departmental Administration | 50 | --- | --- |
| PROCUREMENT AND CONSTRUCTION PROGRAMS Subtotal..... | 156 | 146 | 31 |
| OTHER REVOLVING FUNDS | | | |
| Bonneville Power Administration Fund | 45 | 62 | 73 |
| Colorado River Basins Power Marketing Fund, Western Area Power A | 84 | 84 | 84 |
| Working Capital Fund [Departmental Administration] | 27 | 20 | 20 |
| OTHER REVOLVING FUNDS Subtotal..... | 156 | 166 | 177 |
| TOTAL, CAPITAL..... | 312 | 312 | 208 |
| OTHER PROGRAMS | | | |
| RESEARCH AND DEVELOPMENT PROGRAMS | | | |
| Weapons Activities | 164 | 22 | 22 |
| Naval Reactors | 6 | --- | --- |
| Other Defense Activities | 42 | --- | 116 |
| Fossil Energy Research and Development | 463 | 406 | 163 |
| Science | 15 | 15 | 15 |
| Energy Supply and Conservation | 166 | --- | --- |
| Electricity Delivery and Energy Reliability | --- | 2 | 2 |
| Ultra-deepwater and Unconventional Natural Gas and Other Petrole | 7 | 14 | 14 |
| RESEARCH AND DEVELOPMENT PROGRAMS Subtotal..... | 863 | 459 | 332 |
| OTHER MISCELLANEOUS PROGRAMS | | | |
| Defense Nuclear Nonproliferation | 428 | 1 | 1 |
| Office of the Administrator | 15 | 8 | 4 |
| Pajarito Plateau Homesteaders Compensation Fund | 1 | 1 | 1 |
| Defense Environmental Cleanup | 103 | --- | --- |

TABLE 5

FEDERAL FUND UNOBLIGATED BALANCES, BY AGENCY and PROGRAM

(In millions of dollars)

| Program | Balances, end of year | | |
|--|-----------------------|------------------|------------------|
| | 2007 actual | 2008 estimate | 2009 estimate |
| Federal Energy Regulatory Commission | 4 | 4 | 4 |
| Energy Information Administration | 1 | --- | --- |
| Naval Petroleum and Oil Shale Reserves | 13 | 6 | --- |
| SPR Petroleum Account | 593 | 593 | 593 |
| Non-defense Environmental Cleanup | 3 | --- | --- |
| Uranium Enrichment Decontamination and Decommissioning Fund | 1 | --- | --- |
| Uranium Sales and Remediation | 43 | --- | --- |
| Operation and Maintenance, Southwestern Power Administration | 8 | 5 | 5 |
| Construction, Rehabilitation, Operation and Maintenance, Western | 205 | 44 | 19 |
| Emergency Fund, Western Area Power Administration | 1 | 1 | 1 |
| Office of the Inspector General [Departmental Administration] | 1 | --- | --- |
| OTHER MISCELLANEOUS PROGRAMS Subtotal..... | 1,420 | 663 | 628 |
| TOTAL, OTHER PROGRAMS..... | 2,283 | 1,122 | 960 |
| ** AGENCY TOTAL, ALL PROGRAMS ** | 2,595 | 1,434 | 1,168 |

AGENCY: Department of Health and Human Services

CRITICAL FINANCIAL RESERVES

CREDIT LIQUIDATING PROGRAMS

| | | | |
|---|----|-----|-----|
| Health Resources and Services | 91 | 72 | 40 |
| Health Education Assistance Loans Liquidating Account | 3 | --- | --- |
| CREDIT LIQUIDATING PROGRAMS Subtotal..... | 94 | 72 | 40 |

INSURANCE AND OTHER PROGRAMS

| | | | |
|--|-------|-------|-------|
| Low Income Home Energy Assistance | 20 | 20 | 20 |
| Contingency Fund | 1,748 | 1,490 | 1,217 |
| INSURANCE AND OTHER PROGRAMS Subtotal..... | 1,768 | 1,510 | 1,237 |
| TOTAL, CRITICAL FINANCIAL RESERVES..... | 1,862 | 1,582 | 1,277 |

CAPITAL

PROCUREMENT AND CONSTRUCTION PROGRAMS

| | | | |
|---|-----|-----|-----|
| Indian Health Facilities | 247 | 247 | 247 |
| National Institutes of Health | 404 | 403 | 403 |
| PROCUREMENT AND CONSTRUCTION PROGRAMS Subtotal..... | 651 | 650 | 650 |

OTHER REVOLVING FUNDS

| | | | |
|---|-----|-----|-----|
| Revolving Fund for Certification and Other Services | 2 | 2 | 2 |
| HHS Service and Supply Fund | 111 | 111 | 111 |

TABLE 5

FEDERAL FUND UNOBLIGATED BALANCES, BY AGENCY and PROGRAM

(In millions of dollars)

| Program | Balances, end of year | | |
|--|-----------------------|------------------|------------------|
| | 2007 actual | 2008 estimate | 2009 estimate |
| OTHER REVOLVING FUNDS Subtotal..... | 113 | 113 | 113 |
| TOTAL, CAPITAL..... | 764 | 763 | 763 |
| OTHER PROGRAMS | | | |
| RESEARCH AND DEVELOPMENT PROGRAMS | | | |
| Healthcare Research and Quality | 10 | 10 | 10 |
| RESEARCH AND DEVELOPMENT PROGRAMS Subtotal..... | 10 | 10 | 10 |
| MAJOR BENEFIT PROGRAMS | | | |
| Vaccine Injury Compensation | 7 | 7 | 7 |
| Grants to States for Medicaid | 4,008 | 4,141 | --- |
| Medicare Advantage Stabilization Fund | 24 | 59 | 107 |
| MAJOR BENEFIT PROGRAMS Subtotal..... | 4,039 | 4,207 | 114 |
| OTHER MISCELLANEOUS PROGRAMS | | | |
| Salaries and Expenses [Food and Drug Administration] | 134 | 160 | 157 |
| Indian Health Services | 182 | 182 | 182 |
| Disease Control, Research, and Training | 418 | 418 | 419 |
| Toxic Substances and Environmental Public Health, Agency for Tox Program Management | 1 207 | 1 99 | 1 99 |
| State Children's Health Insurance Fund | 34 | 141 | 141 |
| State Grants and Demonstrations | 759 | 637 | 386 |
| Payments to States for Child Support Enforcement and Family Supp | 142 | --- | --- |
| Refugee and Entrant Assistance | 42 | 40 | --- |
| Social Services Block Grant | 4 | 4 | 4 |
| Children and Families Services Programs | 8 | 7 | 7 |
| Children's Research and Technical Assistance | 3 | --- | --- |
| Public Health and Social Services Emergency Fund | 2,088 | 10 | 10 |
| General Departmental Management | 1 | 1 | 1 |
| Office of the Inspector General [Office of the Inspector General | 24 | 16 | 9 |
| OTHER MISCELLANEOUS PROGRAMS Subtotal..... | 4,047 | 1,716 | 1,416 |
| TOTAL, OTHER PROGRAMS..... | 8,096 | 5,933 | 1,540 |
| ** AGENCY TOTAL, ALL PROGRAMS ** | 10,722 | 8,278 | 3,580 |

AGENCY: Department of Homeland Security

CAPITAL

TABLE 5

FEDERAL FUND UNOBLIGATED BALANCES, BY AGENCY and PROGRAM

(In millions of dollars)

| Program | Balances, end of year | | |
|--|-----------------------|------------------|------------------|
| | 2007 actual | 2008 estimate | 2009 estimate |
| PROCUREMENT AND CONSTRUCTION PROGRAMS | | | |
| Acquisition, Construction, Improvements, and Related Expenses | 2 | 2 | 2 |
| Aviation Security | 606 | 1,101 | 1,351 |
| Transportation Threat Assessment and Credentialing | 17 | 17 | 17 |
| Acquisition, Construction, Improvements and Related Expenses - F | 44 | 5 | --- |
| Automation Modernization, Immigration and Customs Enforcement | 29 | 29 | 29 |
| Construction [Immigration and Customs Enforcement] | 25 | 25 | 25 |
| Automation Modernization, Customs and Border Protection | 69 | --- | --- |
| Construction, Customs and Border Protection | 78 | --- | --- |
| Border Security Fencing, Infrastructure, and Technology | 737 | --- | --- |
| Air and Marine Interdiction, Operations, Maintenance, and Procur | 290 | --- | --- |
| Acquisition, Construction, and Improvements | 824 | 120 | --- |
| Disaster Relief | 4,391 | 530 | --- |
| Systems Acquisition | 164 | 26 | 38 |
| PROCUREMENT AND CONSTRUCTION PROGRAMS Subtotal..... | 7,276 | 1,855 | 1,462 |
| OTHER REVOLVING FUNDS | | | |
| Working Capital Fund [Departmental Management and Operations] | 9 | 7 | 11 |
| Refunds, Transfers, and Expenses of Operation, Puerto Rico | 6 | 6 | 6 |
| Supply Fund | 13 | 13 | 13 |
| Yard Fund | 91 | 91 | 91 |
| National Flood Insurance Fund | 3,015 | 3,111 | 3,093 |
| OTHER REVOLVING FUNDS Subtotal..... | 3,134 | 3,228 | 3,214 |
| TOTAL, CAPITAL..... | 10,410 | 5,083 | 4,676 |
| OTHER PROGRAMS | | | |
| RESEARCH AND DEVELOPMENT PROGRAMS | | | |
| Research, Development, Test, and Evaluation | 3 | 1 | 2 |
| Biodefense Countermeasures | 1,432 | 432 | 2,175 |
| Operations, Management and Administration | 23 | --- | --- |
| Research, Development, and Operations | 53 | 33 | 34 |
| RESEARCH AND DEVELOPMENT PROGRAMS Subtotal..... | 1,511 | 466 | 2,211 |
| MAJOR BENEFIT PROGRAMS | | | |
| Retired Pay | 10 | --- | --- |
| MAJOR BENEFIT PROGRAMS Subtotal..... | 10 | --- | --- |
| OTHER MISCELLANEOUS PROGRAMS | | | |
| Departmental Operations | 21 | --- | --- |
| Counterterrorism Fund | 6 | --- | --- |

TABLE 5

FEDERAL FUND UNOBLIGATED BALANCES, BY AGENCY and PROGRAM

(In millions of dollars)

| Program | Balances, end of year | | |
|--|-----------------------|------------------|------------------|
| | 2007 actual | 2008 estimate | 2009 estimate |
| Office of the Chief Information Officer | 98 | 1 | 1 |
| Analysis and Operations | 32 | --- | --- |
| Operating Expenses [Office of the Inspector General] | 11 | --- | --- |
| Citizenship and Immigration Services | 832 | 848 | 866 |
| Salaries and Expenses [United States Secret Service] | 41 | 41 | 42 |
| Federal Air Marshals | 10 | 10 | 10 |
| Surface Transportation Security | 3 | 3 | 3 |
| Transportation Security Support | 24 | 24 | 24 |
| Salaries and Expense, Federal Law Enforcement Training Center [F | 21 | 22 | 22 |
| Immigration and Customs Enforcement | 163 | 432 | 744 |
| Federal Protective Service | 224 | 224 | 224 |
| Salaries and Expenses, Customs and Border Protection [Customs an | 1,070 | 200 | 200 |
| Operating Expenses [United States Coast Guard] | --- | --- | 1 |
| Environmental Compliance and Restoration | 3 | --- | --- |
| Office of Health Affairs | 8 | 8 | 8 |
| United States Visitor and Immigrant Status Indicator Technology | 243 | 72 | 72 |
| Infrastructure Protection and Information Security | 83 | 83 | 83 |
| State and Local Programs | 84 | --- | --- |
| Firefighter Assistance Grants | 475 | --- | --- |
| Mitigation Grants | 1 | --- | --- |
| Disaster Assistance Direct Loan Program Account | 11 | 7 | 7 |
| Readiness, Mitigation, Response, and Recovery | 4 | --- | --- |
| Administrative and Regional Operations | 43 | --- | --- |
| Radiological Emergency Preparedness Program | 6 | 60 | 115 |
| National Pre-disaster Mitigation Fund | 64 | --- | --- |
| National Flood Mitigation Fund | 12 | --- | --- |
| Cerro Grande Fire Claims | 9 | 9 | --- |
| Flood Map Modernization Fund | 4 | 1 | 1 |
| Research, Development, Acquisitions and Operations | 288 | 65 | --- |
| Operating Expenses [Information Analysis and Infrastructure Prot | 2 | 2 | 2 |
| OTHER MISCELLANEOUS PROGRAMS Subtotal..... | 3,896 | 2,112 | 2,425 |
| TOTAL, OTHER PROGRAMS..... | 5,417 | 2,578 | 4,636 |
| ** AGENCY TOTAL, ALL PROGRAMS ** | 15,827 | 7,661 | 9,312 |

AGENCY: Department of Housing and Urban Development

CRITICAL FINANCIAL RESERVES

CREDIT LIQUIDATING PROGRAMS

| | | | |
|--|-----|-----|-----|
| FHA-mutual Mortgage and Cooperative Housing Insurance Funds Liqu | 64 | 20 | 17 |
| FHA-general and Special Risk Insurance Funds Liquidating Account | 235 | --- | --- |

TABLE 5

FEDERAL FUND UNOBLIGATED BALANCES, BY AGENCY and PROGRAM

(In millions of dollars)

| Program | Balances, end of year | | |
|---|-----------------------|------------------|------------------|
| | 2007 actual | 2008 estimate | 2009 estimate |
| Housing for the Elderly or Handicapped Fund Liquidating Account | 14 | --- | --- |
| Guarantees of Mortgage-backed Securities Liquidating Account | 8,727 | 9,133 | 9,550 |
| CREDIT LIQUIDATING PROGRAMS Subtotal..... | 9,040 | 9,153 | 9,567 |
| INSURANCE AND OTHER PROGRAMS | | | |
| Low-rent Public Housing--loans and Other Expenses | 1 | 1 | 7 |
| Payment to Manufactured Housing Fees Trust Fund | 26 | --- | --- |
| FHA-mutual Mortgage Insurance Capital Reserve Account | 22,395 | 19,156 | 20,869 |
| INSURANCE AND OTHER PROGRAMS Subtotal..... | 22,422 | 19,157 | 20,876 |
| TOTAL, CRITICAL FINANCIAL RESERVES..... | 31,462 | 28,310 | 30,443 |
| CAPITAL | | | |
| PROCUREMENT AND CONSTRUCTION PROGRAMS | | | |
| Public Housing Capital Fund | 160 | 144 | 129 |
| Urban Development Action Grants | 2 | 2 | 2 |
| Brownfields Redevelopment | 33 | 10 | --- |
| Revolving Fund (liquidating Programs) | 1 | --- | --- |
| Housing for the Elderly | 825 | 764 | 511 |
| PROCUREMENT AND CONSTRUCTION PROGRAMS Subtotal..... | 1,021 | 920 | 642 |
| OTHER REVOLVING FUNDS | | | |
| Rental Housing Assistance Fund | 8 | 4 | 4 |
| Flexible Subsidy Fund | 65 | 96 | 123 |
| Lead Hazard Reduction | 149 | 119 | 60 |
| Working Capital Fund [Management and Administration] | 34 | 46 | 54 |
| OTHER REVOLVING FUNDS Subtotal..... | 256 | 265 | 241 |
| TOTAL, CAPITAL..... | 1,277 | 1,185 | 883 |
| OTHER PROGRAMS | | | |
| SUBSIDIZED HOUSING PROGRAMS | | | |
| Drug Elimination Grants for Low-income Housing | 1 | 1 | 1 |
| Revitalization of Severely Distressed Public Housing (HOPE VI) | 98 | --- | --- |
| Tenant Based Rental Assistance | 351 | 2 | 2 |
| Project-based Rental Assistance | 383 | --- | --- |
| Prevention of Resident Displacement | 3 | 3 | 3 |
| Native American Housing Block Grant | 55 | 4 | 4 |
| Housing Certificate Fund | 466 | --- | --- |
| Community Development Fund | 762 | 268 | 63 |

TABLE 5

FEDERAL FUND UNOBLIGATED BALANCES, BY AGENCY and PROGRAM

(In millions of dollars)

| Program | Balances, end of year | | |
|---|-----------------------|------------------|------------------|
| | 2007 actual | 2008 estimate | 2009 estimate |
| Self-help Homeownership Opportunity Program | 48 | 59 | 40 |
| Homeless Assistance Grants | 1,662 | 1,493 | 1,496 |
| Home Investment Partnership Program | 319 | 270 | 233 |
| Housing Opportunities for Persons with AIDS | 115 | 114 | 114 |
| Rural Housing and Economic Development | 22 | 17 | --- |
| Other Assisted Housing Programs | 772 | 772 | 772 |
| Nehemiah Housing Opportunity Fund | 8 | 8 | 8 |
| SUBSIDIZED HOUSING PROGRAMS Subtotal..... | 5,065 | 3,011 | 2,736 |
| RESEARCH AND DEVELOPMENT PROGRAMS | | | |
| Research and Technology | 3 | 1 | 1 |
| RESEARCH AND DEVELOPMENT PROGRAMS Subtotal..... | 3 | 1 | 1 |
| OTHER MISCELLANEOUS PROGRAMS | | | |
| Indian Housing Loan Guarantee Fund Program Account | 6 | 4 | 1 |
| Native Hawaiian Housing Loan Guarantee Fund Program Account | 6 | 6 | 5 |
| Native Hawaiian Housing Block Grant | 10 | 1 | 1 |
| Housing Counseling Assistance | --- | --- | 58 |
| FHA-general and Special Risk Program Account | 24 | 24 | 29 |
| Housing for Persons with Disabilities | 224 | 201 | 122 |
| Fair Housing Activities | 5 | --- | --- |
| Salaries and Expenses [Management and Administration] | 14 | 7 | 4 |
| Office of Inspector General [Management and Administration] | 10 | 6 | 2 |
| OTHER MISCELLANEOUS PROGRAMS Subtotal..... | 299 | 249 | 222 |
| TOTAL, OTHER PROGRAMS..... | 5,367 | 3,261 | 2,959 |
| ** AGENCY TOTAL, ALL PROGRAMS ** | 38,106 | 32,756 | 34,285 |

AGENCY: Department of the Interior

CRITICAL FINANCIAL RESERVES

INSURANCE AND OTHER PROGRAMS

Tribal Special Fund

80 80 80

INSURANCE AND OTHER PROGRAMS Subtotal.....

80 80 80

TOTAL, CRITICAL FINANCIAL RESERVES.....

80 80 80

CAPITAL

PROCUREMENT AND CONSTRUCTION PROGRAMS

Construction [Bureau of Land Management]

15 14 9

TABLE 5

FEDERAL FUND UNOBLIGATED BALANCES, BY AGENCY and PROGRAM

(In millions of dollars)

| Program | Balances, end of year | | |
|--|-----------------------|------------------|------------------|
| | 2007 actual | 2008 estimate | 2009 estimate |
| Land Acquisition | 14 | 12 | 9 |
| Range Improvements | 5 | 4 | --- |
| Abandoned Mine Reclamation Fund | 32 | 32 | 41 |
| Construction [United States Fish and Wildlife Service] | 65 | 46 | 9 |
| Land Acquisition | 25 | 28 | 21 |
| Migratory Bird Conservation Account | 5 | 3 | 1 |
| North American Wetlands Conservation Fund | 6 | 9 | 8 |
| Urban Park and Recreation Fund | 1 | 1 | --- |
| Operation of the National Park System | 50 | 72 | 105 |
| Construction and Major Maintenance | 399 | 399 | 351 |
| Land Acquisition and State Assistance | 95 | 79 | 52 |
| Other Permanent Appropriations | 159 | 162 | 168 |
| Recreation Fee Permanent Appropriations | 282 | 231 | 185 |
| Construction [Bureau of Indian Affairs and Bureau of Indian Educ | 132 | 19 | 6 |
| Indian Water Rights and Habitat Acquisition Program | 3 | --- | --- |
| Miscellaneous Permanent Appropriations [Bureau of Indian Affairs | 53 | 54 | 58 |
| Everglades Restoration Account | 1 | --- | --- |
| Trust Territory of the Pacific Islands | 5 | 4 | 3 |
| Compact of Free Association | 45 | 45 | 45 |
| Central Hazardous Materials Fund | 8 | 7 | 3 |
| Natural Resource Damage Assessment Fund | 257 | 343 | 366 |
| PROCUREMENT AND CONSTRUCTION PROGRAMS Subtotal..... | 1,657 | 1,564 | 1,440 |
| OTHER REVOLVING FUNDS | | | |
| Helium Fund | 20 | --- | --- |
| Working Capital Fund [Bureau of Land Management] | 52 | 51 | 50 |
| Permanent Operating Funds | 1,061 | 622 | 108 |
| Lower Colorado River Basin Development Fund | 384 | 416 | 490 |
| Upper Colorado River Basin Fund | 29 | 10 | 10 |
| Working Capital Fund [Bureau of Reclamation] | 21 | 23 | 23 |
| Working Capital Fund [United States Geological Survey] | 85 | 80 | 65 |
| Working Capital Fund [Department-Wide Programs] | 100 | 17 | 2 |
| Interior Franchise Fund | 119 | 119 | 52 |
| OTHER REVOLVING FUNDS Subtotal..... | 1,871 | 1,338 | 800 |
| TOTAL, CAPITAL..... | 3,528 | 2,902 | 2,240 |
| OTHER PROGRAMS | | | |
| FORWARD FUNDED PROGRAMS | | | |
| Operation of Indian Programs | 479 | 448 | 349 |
| FORWARD FUNDED PROGRAMS Subtotal..... | 479 | 448 | 349 |

TABLE 5

FEDERAL FUND UNOBLIGATED BALANCES, BY AGENCY and PROGRAM

(In millions of dollars)

| Program | Balances, end of year | | |
|--|-----------------------|------------------|------------------|
| | 2007 actual | 2008 estimate | 2009 estimate |
| RESEARCH AND DEVELOPMENT PROGRAMS | | | |
| Utah Reclamation Mitigation and Conservation Account | 6 | 6 | 6 |
| Surveys, Investigations, and Research | 29 | 60 | 17 |
| Federal Aid in Wildlife Restoration | 91 | 106 | 100 |
| Cooperative Endangered Species Conservation Fund | 49 | 30 | 12 |
| RESEARCH AND DEVELOPMENT PROGRAMS Subtotal..... | 175 | 202 | 135 |
| OTHER MISCELLANEOUS PROGRAMS | | | |
| Management of Lands and Resources | 45 | 44 | 43 |
| Oregon and California Grant Lands | 4 | 3 | 1 |
| Service Charges, Deposits, and Forfeitures | 30 | 29 | 33 |
| Miscellaneous Permanent Payment Accounts [Bureau of Land Managem | 6 | 5 | 8 |
| Royalty and Offshore Minerals Management | 50 | 10 | 10 |
| Coastal Impact Assistance | 249 | 192 | 74 |
| Regulation and Technology | 1 | 2 | 2 |
| Water and Related Resources | 208 | --- | --- |
| Bureau of Reclamation Loan Program Account | 1 | 1 | 1 |
| California Bay-Delta Restoration | 9 | --- | --- |
| Policy and Administration | 2 | --- | --- |
| Colorado River Dam Fund, Boulder Canyon Project | 19 | 19 | 19 |
| Resource Management | 84 | 66 | 52 |
| State and Tribal Wildlife Grants | 46 | 46 | 46 |
| National Wildlife Refuge Fund | 9 | 9 | 9 |
| Wildlife Conservation and Appreciation Fund | 1 | 1 | --- |
| Recreation Enhancement Fee Program, FWS | 4 | 4 | 3 |
| Landowner Incentive Program | 28 | 12 | 2 |
| Miscellaneous Permanent Appropriations [United States Fish and W | 5 | 5 | 7 |
| National Recreation and Preservation | 1 | 1 | --- |
| United States Park Police | 1 | 1 | --- |
| Centennial Challenge | --- | 6 | --- |
| Historic Preservation Fund | 16 | 25 | 23 |
| White Earth Settlement Fund | 1 | 1 | 1 |
| Indian Land and Water Claim Settlements and Miscellaneous Paymen | 6 | 6 | 7 |
| Operation and Maintenance of Quarters | 3 | 3 | 3 |
| Salaries and Expenses [Departmental Offices] | 12 | --- | --- |
| Assistance to Territories | 13 | 13 | 13 |
| Federal Trust Programs | 21 | 10 | --- |
| Indian Land Consolidation | 5 | --- | --- |
| Salaries and Expenses [National Indian Gaming Commission] | 8 | 6 | 5 |
| National Indian Gaming Commission, Gaming Activity Fees | 3 | 3 | 3 |
| Wildland Fire Management | 55 | 44 | 39 |

TABLE 5

FEDERAL FUND UNOBLIGATED BALANCES, BY AGENCY and PROGRAM

(In millions of dollars)

| Program | Balances, end of year | | |
|--|-----------------------|------------------|------------------|
| | 2007 actual | 2008 estimate | 2009 estimate |
| OTHER MISCELLANEOUS PROGRAMS Subtotal..... | 946 | 567 | 404 |
| TOTAL, OTHER PROGRAMS..... | 1,600 | 1,217 | 888 |
| ** AGENCY TOTAL, ALL PROGRAMS ** | 5,208 | 4,199 | 3,208 |

AGENCY: Department of Justice

CAPITAL

PROCUREMENT AND CONSTRUCTION PROGRAMS

| | | | |
|---|-----|-----|-----|
| Justice Information Sharing Technology | 12 | --- | 2 |
| Legal Activities Office Automation | 1 | 1 | 1 |
| Construction [Legal Activities and U.S. Marshals] | 6 | 8 | 8 |
| Salaries and Expenses [Federal Bureau of Investigation] | 458 | 570 | 671 |
| Construction [Federal Bureau of Investigation] | 44 | 44 | 44 |
| Buildings and Facilities | 138 | 203 | 106 |
| PROCUREMENT AND CONSTRUCTION PROGRAMS Subtotal..... | 659 | 826 | 832 |

OTHER REVOLVING FUNDS

| | | | |
|--|-------|-------|-------|
| Working Capital Fund [General Administration] | 262 | 221 | 121 |
| Justice Prisoner and Alien Transportation System Fund, U.S. Mars | 28 | 28 | 28 |
| Federal Prison Industries, Incorporated | 166 | 143 | 117 |
| OTHER REVOLVING FUNDS Subtotal..... | 456 | 392 | 266 |
| TOTAL, CAPITAL..... | 1,115 | 1,218 | 1,098 |

OTHER PROGRAMS

OTHER MISCELLANEOUS PROGRAMS

| | | | |
|--|-----|-----|-----|
| Salaries and Expenses [General Administration] | 8 | 16 | 16 |
| Counterterrorism Fund | 10 | 10 | 10 |
| Law Enforcement Wireless Communications | 13 | 5 | 46 |
| Detention Trustee | 139 | 152 | 152 |
| Telecommunications Carrier Compliance Fund | 1 | --- | --- |
| Office of Inspector General [General Administration] | 2 | --- | --- |
| Salaries and Expenses, Foreign Claims Settlement Commission [Leg | 1 | 1 | 1 |
| Salaries and Expenses, General Legal Activities [Legal Activitie | 8 | 1 | 1 |
| Fees and Expenses of Witnesses | 90 | 90 | 90 |
| Salaries and Expenses, Antitrust Division [Legal Activities and | 18 | 18 | 18 |
| Salaries and Expenses, United States Attorneys [Legal Activities | 15 | 35 | 36 |
| Salaries and Expenses, United States Marshals Service [Legal Act | 38 | 38 | 43 |

TABLE 5

FEDERAL FUND UNOBLIGATED BALANCES, BY AGENCY and PROGRAM

(In millions of dollars)

| Program | Balances, end of year | | |
|--|-----------------------|------------------|------------------|
| | 2007 actual | 2008 estimate | 2009 estimate |
| Federal Prisoner Detention | 1 | 1 | 1 |
| Assets Forfeiture Fund | 397 | 470 | 346 |
| United States Trustee System Fund | 28 | 8 | 8 |
| Interagency Crime and Drug Enforcement | 9 | --- | --- |
| Salaries and Expenses [National Security Division] | 2 | --- | --- |
| Salaries and Expenses [Drug Enforcement Administration] | 109 | 40 | 20 |
| Diversion Control Fee Account | 64 | 34 | 34 |
| Salaries and Expenses [Bureau of Alcohol, Tobacco, Firearms, and | 52 | 52 | 52 |
| Salaries and Expenses [Federal Prison System] | 12 | --- | --- |
| Weed and Seed Program Fund | 3 | --- | --- |
| Justice Assistance | 34 | --- | --- |
| Public Safety Officers' Benefits | 3 | --- | --- |
| State and Local Law Enforcement Assistance | 524 | --- | --- |
| Juvenile Justice Programs | 14 | --- | --- |
| Community Oriented Policing Services | 87 | 61 | 15 |
| Violence against Women Prevention and Prosecution Programs | 25 | 25 | 25 |
| Crime Victims Fund | 54 | --- | --- |
| OTHER MISCELLANEOUS PROGRAMS Subtotal..... | 1,761 | 1,057 | 914 |
| TOTAL, OTHER PROGRAMS..... | 1,761 | 1,057 | 914 |
| ** AGENCY TOTAL, ALL PROGRAMS ** | 2,876 | 2,275 | 2,012 |

AGENCY: Department of Labor

CRITICAL FINANCIAL RESERVES

INSURANCE AND OTHER PROGRAMS

| | | | |
|--|--------|--------|--------|
| Pension Benefit Guaranty Corporation Fund | 14,507 | 14,173 | 14,776 |
| Special Benefits | 1,487 | 1,549 | 1,547 |
| Panama Canal Commission Compensation Fund | 77 | 77 | 77 |
| INSURANCE AND OTHER PROGRAMS Subtotal..... | 16,071 | 15,799 | 16,400 |
| TOTAL, CRITICAL FINANCIAL RESERVES..... | 16,071 | 15,799 | 16,400 |

CAPITAL

OTHER REVOLVING FUNDS

| | | | |
|--|---|----|----|
| Working Capital Fund [Departmental Management] | 9 | 12 | 15 |
| OTHER REVOLVING FUNDS Subtotal..... | 9 | 12 | 15 |
| TOTAL, CAPITAL..... | 9 | 12 | 15 |

TABLE 5

FEDERAL FUND UNOBLIGATED BALANCES, BY AGENCY and PROGRAM

(In millions of dollars)

| Program | Balances, end of year | | |
|--|-----------------------|------------------|------------------|
| | 2007 actual | 2008 estimate | 2009 estimate |
| OTHER PROGRAMS | | | |
| SUBSIDIZED HOUSING PROGRAMS | | | |
| Advances to the Unemployment Trust Fund and Other Funds | 113 | 72 | 72 |
| SUBSIDIZED HOUSING PROGRAMS Subtotal..... | 113 | 72 | 72 |
| FORWARD FUNDED PROGRAMS | | | |
| Training and Employment Services | 320 | 52 | 52 |
| State Unemployment Insurance and Employment Service Operations | 80 | 80 | 80 |
| Special Benefits for Disabled Coal Miners | 43 | 43 | 43 |
| Office of Job Corps | 588 | 582 | 582 |
| FORWARD FUNDED PROGRAMS Subtotal..... | 1,031 | 757 | 757 |
| OTHER MISCELLANEOUS PROGRAMS | | | |
| Program Administration | 7 | 7 | 7 |
| Salaries and Expenses [Employee Benefits Security Administration | 14 | 14 | 14 |
| Salaries and Expenses [Employment Standards Administration] | 108 | 31 | 26 |
| Energy Employees Occupational Illness Compensation Fund | 29 | --- | --- |
| Administrative Expenses, Energy Employees Occupational Illness C | 5 | 2 | 2 |
| Salaries and Expenses [Departmental Management] | --- | 25 | 51 |
| OTHER MISCELLANEOUS PROGRAMS Subtotal..... | 163 | 79 | 100 |
| TOTAL, OTHER PROGRAMS..... | 1,307 | 908 | 929 |
| ** AGENCY TOTAL, ALL PROGRAMS ** | 17,387 | 16,719 | 17,344 |
| AGENCY: Department of State | | | |
| CRITICAL FINANCIAL RESERVES | | | |
| INSURANCE AND OTHER PROGRAMS | | | |
| Fishermen's Guaranty Fund | 3 | 3 | 3 |
| INSURANCE AND OTHER PROGRAMS Subtotal..... | 3 | 3 | 3 |
| TOTAL, CRITICAL FINANCIAL RESERVES..... | 3 | 3 | 3 |
| CAPITAL | | | |
| PROCUREMENT AND CONSTRUCTION PROGRAMS | | | |
| Embassy Security, Construction, and Maintenance | 1,670 | 1,416 | 1,372 |
| Construction, IBWC | 5 | 4 | 4 |
| PROCUREMENT AND CONSTRUCTION PROGRAMS Subtotal..... | 1,675 | 1,420 | 1,376 |

TABLE 5

FEDERAL FUND UNOBLIGATED BALANCES, BY AGENCY and PROGRAM

(In millions of dollars)

| Program | Balances, end of year | | |
|--|-----------------------|------------------|------------------|
| | 2007 actual | 2008 estimate | 2009 estimate |
| OTHER REVOLVING FUNDS | | | |
| Working Capital Fund [Administration of Foreign Affairs] | 44 | --- | --- |
| OTHER REVOLVING FUNDS Subtotal..... | 44 | --- | --- |
| TOTAL, CAPITAL..... | 1,719 | 1,420 | 1,376 |
| OTHER PROGRAMS | | | |
| OTHER MISCELLANEOUS PROGRAMS | | | |
| Diplomatic and Consular Programs | 1,166 | 390 | 390 |
| Capital Investment Fund | 51 | 5 | 5 |
| Civilian Stabilization Initiative | --- | --- | 25 |
| International Information Programs | 1 | 1 | 1 |
| Educational and Cultural Exchange Programs | 36 | 36 | 36 |
| Centralized Information Technology Modernization Program | 1 | --- | --- |
| Protection of Foreign Missions and Officials | 7 | 7 | 7 |
| Emergencies in the Diplomatic and Consular Service | 18 | 5 | 5 |
| Office of the Inspector General [Administration of Foreign Affai | 1 | 1 | 1 |
| Foreign Service National Defined Contributions Retirement Fund | 1 | 5 | 9 |
| Contributions for International Peacekeeping Activities | 83 | --- | --- |
| Contributions to International Organizations | 6 | 6 | 6 |
| American Sections, International Commissions | 1 | 1 | 1 |
| United States Emergency Refugee and Migration Assistance Fund | 65 | 65 | 65 |
| Payment to the Asia Foundation | 2 | 2 | 2 |
| International Narcotics Control and Law Enforcement | 733 | 963 | 1,263 |
| Global HIV/AIDs Initiative | 585 | --- | --- |
| Democracy Fund | 180 | 179 | 179 |
| Migration and Refugee Assistance | 47 | 47 | 47 |
| Andean Counterdrug Programs | 381 | 381 | 313 |
| Fishermen's Protective Fund | 1 | 1 | 1 |
| International Center, Washington, D.C. | 1 | 1 | 1 |
| International Litigation Fund | 4 | 5 | 5 |
| OTHER MISCELLANEOUS PROGRAMS Subtotal..... | 3,371 | 2,101 | 2,362 |
| TOTAL, OTHER PROGRAMS..... | 3,371 | 2,101 | 2,362 |
| ** AGENCY TOTAL, ALL PROGRAMS ** | 5,093 | 3,524 | 3,741 |

AGENCY: Department of Transportation

CRITICAL FINANCIAL RESERVES

TABLE 5

FEDERAL FUND UNOBLIGATED BALANCES, BY AGENCY and PROGRAM

(In millions of dollars)

| Program | Balances, end of year | | |
|--|-----------------------|------------------|------------------|
| | 2007 actual | 2008 estimate | 2009 estimate |
| INSURANCE AND OTHER PROGRAMS | | | |
| Aviation Insurance Revolving Fund | 939 | 1,104 | 1,142 |
| Aviation User Fees | 12 | --- | --- |
| War Risk Insurance Revolving Fund | 43 | 45 | 47 |
| INSURANCE AND OTHER PROGRAMS Subtotal..... | 994 | 1,149 | 1,189 |
| TOTAL, CRITICAL FINANCIAL RESERVES..... | 994 | 1,149 | 1,189 |
| CAPITAL | | | |
| PROCUREMENT AND CONSTRUCTION PROGRAMS | | | |
| New Headquarters Building | 6 | --- | --- |
| Emergency Relief Program | 1,372 | --- | --- |
| Appalachian Development Highway System | 106 | --- | --- |
| Miscellaneous Appropriations [Federal Highway Administration] | 130 | 97 | 68 |
| Northeast Corridor Improvement Program | 6 | --- | --- |
| Pennsylvania Station Redevelopment Project | 60 | --- | --- |
| Formula Grants | 344 | 180 | 29 |
| Capital Investment Grants | 1,090 | 736 | 252 |
| Ship Construction | 7 | --- | --- |
| Maritime Guaranteed Loan (title XI) Program Account | 7 | 7 | 7 |
| Ship Disposal | 14 | --- | --- |
| PROCUREMENT AND CONSTRUCTION PROGRAMS Subtotal..... | 3,142 | 1,020 | 356 |
| OTHER REVOLVING FUNDS | | | |
| Job Access and Reverse Commute Grants | 22 | 9 | --- |
| Working Capital Fund, Volpe National Transportation Systems Cent | 261 | 261 | 261 |
| Vessel Operations Revolving Fund | 21 | 21 | 21 |
| OTHER REVOLVING FUNDS Subtotal..... | 304 | 291 | 282 |
| TOTAL, CAPITAL..... | 3,446 | 1,311 | 638 |
| OTHER PROGRAMS | | | |
| RESEARCH AND DEVELOPMENT PROGRAMS | | | |
| Compensation for Air Carriers | 23 | 1 | --- |
| Next Generation High-speed Rail | 9 | --- | --- |
| Railroad Research and Development | 11 | 1 | 1 |
| Research and University Research Centers | 65 | 75 | 87 |
| Research and Special Programs | 1 | --- | --- |
| Research and Development | 1 | --- | --- |
| RESEARCH AND DEVELOPMENT PROGRAMS Subtotal..... | 110 | 77 | 88 |

TABLE 5

FEDERAL FUND UNOBLIGATED BALANCES, BY AGENCY and PROGRAM

(In millions of dollars)

| Program | Balances, end of year | | |
|--|-----------------------|------------------|------------------|
| | 2007 actual | 2008 estimate | 2009 estimate |
| OTHER MISCELLANEOUS PROGRAMS | | | |
| Salaries and Expenses [Office of the Secretary] | 11 | 1 | 2 |
| Minority Business Outreach | 10 | 4 | 4 |
| Transportation Planning, Research, and Development | 16 | --- | --- |
| Compensation for General Aviation Operations | 17 | --- | --- |
| Essential Air Service and Rural Airport Improvement Fund | 37 | 3 | 3 |
| Operations | 83 | --- | --- |
| Safety and Operations | --- | --- | 29 |
| Air Traffic Organization | --- | --- | 518 |
| Administrative Services Franchise Fund | 163 | 176 | 185 |
| Efficiency Incentive Grants to the National Railroad Passenger C | 62 | --- | --- |
| Operating Subsidy Grants to the National Railroad Passenger Corp | 10 | --- | --- |
| Grants to the National Railroad Passenger Corporation | 1 | --- | --- |
| Saint Lawrence Seaway Development Corporation | 14 | 14 | 14 |
| Hazardous Materials Safety | 2 | --- | --- |
| Pipeline Safety | 24 | --- | --- |
| Salaries and Expenses [Surface Transportation Board] | 1 | 1 | 1 |
| Operating-differential Subsidies | 1 | --- | --- |
| Ready Reserve Force | 3 | --- | --- |
| Operations and Training | 2 | 1 | 1 |
| OTHER MISCELLANEOUS PROGRAMS Subtotal..... | 457 | 200 | 757 |
| TOTAL, OTHER PROGRAMS..... | 567 | 277 | 845 |
| ** AGENCY TOTAL, ALL PROGRAMS ** | 5,007 | 2,737 | 2,672 |

AGENCY: Department of the Treasury

CRITICAL FINANCIAL RESERVES

INTERNATIONAL MONETARY PROGRAMS

| | | | |
|---|--------|--------|--------|
| Exchange Stabilization Fund | 33,566 | 34,988 | 36,504 |
| INTERNATIONAL MONETARY PROGRAMS Subtotal..... | 33,566 | 34,988 | 36,504 |

INSURANCE AND OTHER PROGRAMS

| | | | |
|--|--------|--------|--------|
| Payment to Justice, FIRREA Related Claims | 2 | --- | --- |
| Federal Reserve Bank Reimbursement Fund | 18 | --- | --- |
| Check Forgery Insurance Fund | 7 | 7 | 7 |
| INSURANCE AND OTHER PROGRAMS Subtotal..... | 27 | 7 | 7 |
| TOTAL, CRITICAL FINANCIAL RESERVES..... | 33,593 | 34,995 | 36,511 |

TABLE 5

FEDERAL FUND UNOBLIGATED BALANCES, BY AGENCY and PROGRAM

(In millions of dollars)

| Program | Balances, end of year | | |
|---|-----------------------|------------------|------------------|
| | 2007 actual | 2008 estimate | 2009 estimate |
| CAPITAL | | | |
| PROCUREMENT AND CONSTRUCTION PROGRAMS | | | |
| Treasury Building and Annex Repair and Restoration | --- | 1 | 2 |
| Bureau of Engraving and Printing Fund | 111 | 112 | 120 |
| Operations Support | 44 | 44 | 44 |
| PROCUREMENT AND CONSTRUCTION PROGRAMS Subtotal..... | 155 | 157 | 166 |
| OTHER REVOLVING FUNDS | | | |
| Working Capital Fund [Departmental Offices] | 32 | 32 | 32 |
| Treasury Franchise Fund | 115 | 156 | 182 |
| Federal Financing Bank | 228 | 1,134 | 1,741 |
| United States Mint Public Enterprise Fund | 53 | 53 | 53 |
| Federal Tax Lien Revolving Fund | 5 | 3 | 1 |
| Office of Thrift Supervision | 264 | 279 | 291 |
| OTHER REVOLVING FUNDS Subtotal..... | 697 | 1,657 | 2,300 |
| TOTAL, CAPITAL..... | 852 | 1,814 | 2,466 |
| OTHER PROGRAMS | | | |
| FORWARD FUNDED PROGRAMS | | | |
| Business Systems Modernization | 83 | 104 | 97 |
| FORWARD FUNDED PROGRAMS Subtotal..... | 83 | 104 | 97 |
| RESEARCH AND DEVELOPMENT PROGRAMS | | | |
| Office of Inspector General [Departmental Offices] | --- | --- | 1 |
| Biomass Energy Development | 1 | --- | --- |
| RESEARCH AND DEVELOPMENT PROGRAMS Subtotal..... | 1 | --- | 1 |
| OTHER MISCELLANEOUS PROGRAMS | | | |
| Salaries and Expenses [Financial Crimes Enforcement Network] | 7 | 2 | 1 |
| Salaries and Expenses [Departmental Offices] | 5 | 6 | 11 |
| Department-wide Systems and Capital Investments Programs | 9 | 9 | 9 |
| Treasury Inspector General for Tax Administration [Departmental] | 2 | 2 | 3 |
| Expanded Access to Financial Services | 2 | 2 | 2 |
| Air Transportation Stabilization Program Account | 2 | --- | --- |
| Terrorism Insurance Program | 3 | 3 | 3 |
| Community Development Financial Institutions Fund Program Account | 3 | 4 | 4 |
| Presidential Election Campaign Fund | 164 | 6 | 54 |
| Treasury Forfeiture Fund | 159 | 77 | 77 |
| Salaries and Expenses [Financial Management Service] | 40 | 45 | 37 |

TABLE 5

FEDERAL FUND UNOBLIGATED BALANCES, BY AGENCY and PROGRAM

(In millions of dollars)

| Program | Balances, end of year | | |
|--|-----------------------|------------------|------------------|
| | 2007 actual | 2008 estimate | 2009 estimate |
| Financial Agent Services | 4 | --- | --- |
| Continued Dumping and Subsidy Offset | 573 | 579 | 585 |
| Administering the Public Debt | 3 | --- | --- |
| Reimbursements to Federal Reserve Banks | 4 | --- | --- |
| Taxpayer Services | 6 | 6 | 6 |
| Enforcement | 5 | 5 | 5 |
| Private Collection Agent Program | 4 | 4 | 4 |
| OTHER MISCELLANEOUS PROGRAMS Subtotal..... | 995 | 750 | 801 |
| TOTAL, OTHER PROGRAMS..... | 1,079 | 854 | 899 |
| ** AGENCY TOTAL, ALL PROGRAMS ** | 35,524 | 37,663 | 39,876 |

AGENCY: Department of Veterans Affairs

CRITICAL FINANCIAL RESERVES

CREDIT LIQUIDATING PROGRAMS

Housing Liquidating Account

7

CREDIT LIQUIDATING PROGRAMS Subtotal.....

7

INSURANCE AND OTHER PROGRAMS

Veterans Insurance and Indemnities

1

1

Servicemembers' Group Life Insurance Fund

1

1

1

Veterans Reopened Insurance Fund

329

305

280

Service-disabled Veterans Insurance Fund

26

16

6

INSURANCE AND OTHER PROGRAMS Subtotal.....

357

322

288

TOTAL, CRITICAL FINANCIAL RESERVES.....

364

322

288

CAPITAL

PROCUREMENT AND CONSTRUCTION PROGRAMS

Medical Services

864

Medical Facilities

463

Construction, Major Projects

2,096

2,007

1,317

Construction, Minor Projects

407

190

81

Information Technology Systems

28

Supply Fund

1,477

1,477

1,477

PROCUREMENT AND CONSTRUCTION PROGRAMS Subtotal.....

5,335

3,674

2,875

OTHER REVOLVING FUNDS

Canteen Service Revolving Fund

2

1

TABLE 5

FEDERAL FUND UNOBLIGATED BALANCES, BY AGENCY and PROGRAM

(In millions of dollars)

| Program | Balances, end of year | | |
|---|-----------------------|------------------|------------------|
| | 2007 actual | 2008 estimate | 2009 estimate |
| Franchise Fund | 192 | 192 | 192 |
| OTHER REVOLVING FUNDS Subtotal..... | 192 | 194 | 193 |
| TOTAL, CAPITAL..... | 5,527 | 3,868 | 3,068 |
| OTHER PROGRAMS | | | |
| RESEARCH AND DEVELOPMENT PROGRAMS | | | |
| Medical and Prosthetic Research | 59 | 40 | 20 |
| Medical Center Research Organizations | 64 | 56 | 48 |
| RESEARCH AND DEVELOPMENT PROGRAMS Subtotal..... | 123 | 96 | 68 |
| OTHER MISCELLANEOUS PROGRAMS | | | |
| DOD-VA Health Care Sharing Incentive Fund | 94 | 67 | 37 |
| Compensation and Pensions | 1,246 | 979 | --- |
| Readjustment Benefits | 294 | 330 | --- |
| Housing Program Account | 42 | 42 | 36 |
| Native American Veteran Housing Loan Program Account | 3 | 3 | 3 |
| National Cemetery Administration | 1 | --- | --- |
| General Operating Expenses | 129 | 62 | --- |
| Grants for Construction of State Extended Care Facilities | 11 | 2 | --- |
| OTHER MISCELLANEOUS PROGRAMS Subtotal..... | 1,820 | 1,485 | 76 |
| TOTAL, OTHER PROGRAMS..... | 1,943 | 1,581 | 144 |
| ** AGENCY TOTAL, ALL PROGRAMS ** | 7,834 | 5,771 | 3,500 |
| AGENCY: Corps of Engineers-Civil Works | | | |
| CAPITAL | | | |
| PROCUREMENT AND CONSTRUCTION PROGRAMS | | | |
| Mississippi River and Tributaries. | 119 | 77 | 53 |
| Construction [Corps of Engineers-Civil Works] | 2,408 | 1,323 | 3,170 |
| Formerly Utilized Sites Remedial Action Program | 5 | 5 | 5 |
| PROCUREMENT AND CONSTRUCTION PROGRAMS Subtotal..... | 2,532 | 1,405 | 3,228 |
| OTHER REVOLVING FUNDS | | | |
| Revolving Fund | 255 | 2,120 | 3,527 |
| OTHER REVOLVING FUNDS Subtotal..... | 255 | 2,120 | 3,527 |
| TOTAL, CAPITAL..... | 2,787 | 3,525 | 6,755 |

TABLE 5

FEDERAL FUND UNOBLIGATED BALANCES, BY AGENCY and PROGRAM

(In millions of dollars)

| Program | Balances, end of year | | |
|--|-----------------------|------------------|------------------|
| | 2007 actual | 2008 estimate | 2009 estimate |
| OTHER PROGRAMS | | | |
| OTHER MISCELLANEOUS PROGRAMS | | | |
| Investigations | 108 | 100 | 88 |
| Operation and Maintenance [Corps of Engineers-Civil Works] | 238 | 709 | 1,332 |
| Expenses | 6 | 6 | 6 |
| Flood Control and Coastal Emergencies | 5,956 | 2,967 | 1,710 |
| Regulatory Program | 14 | 27 | 29 |
| Permanent Appropriations | 6 | 6 | 6 |
| OTHER MISCELLANEOUS PROGRAMS Subtotal..... | 6,328 | 3,815 | 3,171 |
| TOTAL, OTHER PROGRAMS..... | 6,328 | 3,815 | 3,171 |
| ** AGENCY TOTAL, ALL PROGRAMS ** | 9,115 | 7,340 | 9,926 |
| AGENCY: Other Defense Civil Programs | | | |
| CRITICAL FINANCIAL RESERVES | | | |
| INTERNATIONAL MONETARY PROGRAMS | | | |
| Foreign Currency Fluctuations | 3 | 3 | 3 |
| INTERNATIONAL MONETARY PROGRAMS Subtotal..... | 3 | 3 | 3 |
| TOTAL, CRITICAL FINANCIAL RESERVES..... | 3 | 3 | 3 |
| CAPITAL | | | |
| PROCUREMENT AND CONSTRUCTION PROGRAMS | | | |
| Salaries and Expenses [American Battle Monuments Commission] | 8 | 25 | 42 |
| PROCUREMENT AND CONSTRUCTION PROGRAMS Subtotal..... | 8 | 25 | 42 |
| TOTAL, CAPITAL..... | 8 | 25 | 42 |
| OTHER PROGRAMS | | | |
| OTHER MISCELLANEOUS PROGRAMS | | | |
| Salaries and Expenses [Cemeterial Expenses] | 4 | 4 | 4 |
| Wildlife Conservation | 9 | 9 | 8 |
| OTHER MISCELLANEOUS PROGRAMS Subtotal..... | 13 | 13 | 12 |
| TOTAL, OTHER PROGRAMS..... | 13 | 13 | 12 |
| ** AGENCY TOTAL, ALL PROGRAMS ** | 24 | 41 | 57 |

TABLE 5

FEDERAL FUND UNOBLIGATED BALANCES, BY AGENCY and PROGRAM

(In millions of dollars)

| Program | Balances, end of year | | |
|---|-----------------------|------------------|------------------|
| | 2007 actual | 2008 estimate | 2009 estimate |
| <u>AGENCY: Environmental Protection Agency</u> | | | |
| CAPITAL | | | |
| PROCUREMENT AND CONSTRUCTION PROGRAMS | | | |
| Buildings and Facilities | 6 | 3 | 3 |
| PROCUREMENT AND CONSTRUCTION PROGRAMS Subtotal..... | 6 | 3 | 3 |
| OTHER REVOLVING FUNDS | | | |
| Reregistration and Expedited Processing Revolving Fund | 8 | 9 | 10 |
| Working Capital Fund [Environmental Protection Agency] | 17 | 9 | 14 |
| OTHER REVOLVING FUNDS Subtotal..... | 25 | 18 | 24 |
| TOTAL, CAPITAL..... | 31 | 21 | 27 |
| OTHER PROGRAMS | | | |
| RESEARCH AND DEVELOPMENT PROGRAMS | | | |
| Science and Technology | 191 | 191 | 187 |
| RESEARCH AND DEVELOPMENT PROGRAMS Subtotal..... | 191 | 191 | 187 |
| OTHER MISCELLANEOUS PROGRAMS | | | |
| State and Tribal Assistance Grants | 1,331 | 1,185 | 938 |
| Environmental Programs and Management | 253 | 253 | 242 |
| Office of Inspector General [Environmental Protection Agency] | 9 | 12 | 14 |
| Pesticide Registration Fund | 10 | 5 | 1 |
| OTHER MISCELLANEOUS PROGRAMS Subtotal..... | 1,603 | 1,455 | 1,195 |
| TOTAL, OTHER PROGRAMS..... | 1,794 | 1,646 | 1,382 |
| ** AGENCY TOTAL, ALL PROGRAMS ** | 1,825 | 1,667 | 1,409 |

AGENCY: Executive Office of the President

OTHER PROGRAMS

OTHER MISCELLANEOUS PROGRAMS

| | | | |
|------------------------------|----|----|----|
| The White House | 15 | 15 | 15 |
| Armstrong Resolution Account | 1 | 1 | 1 |

TABLE 5

FEDERAL FUND UNOBLIGATED BALANCES, BY AGENCY and PROGRAM

(In millions of dollars)

| Program | Balances, end of year | | |
|---|-----------------------|------------------|------------------|
| | 2007 actual | 2008 estimate | 2009 estimate |
| Office of National Drug Control Policy | 2 | 2 | 2 |
| Office of the United States Trade Representative | 2 | 1 | 2 |
| Unanticipated Needs for Natural Disasters | 12 | 12 | 12 |
| Iraq Relief and Reconstruction Fund | 152 | --- | --- |
| OTHER MISCELLANEOUS PROGRAMS Subtotal..... | 184 | 31 | 32 |
| TOTAL, OTHER PROGRAMS..... | 184 | 31 | 32 |
| ** AGENCY TOTAL, ALL PROGRAMS ** | 184 | 31 | 32 |
| <u>AGENCY: General Services Administration</u> | | | |
| CAPITAL | | | |
| PROCUREMENT AND CONSTRUCTION PROGRAMS | | | |
| Federal Buildings Fund | 4,334 | 3,347 | 2,915 |
| General Supply Fund | 1 | 1 | 1 |
| PROCUREMENT AND CONSTRUCTION PROGRAMS Subtotal..... | 4,335 | 3,348 | 2,916 |
| OTHER REVOLVING FUNDS | | | |
| Acquisition Services Fund | 1,170 | 1,400 | 354 |
| Working Capital Fund [General Activities] | 98 | 98 | 98 |
| Federal Citizen Services Fund | 10 | 10 | 10 |
| OTHER REVOLVING FUNDS Subtotal..... | 1,278 | 1,508 | 462 |
| TOTAL, CAPITAL..... | 5,613 | 4,856 | 3,378 |
| OTHER PROGRAMS | | | |
| OTHER MISCELLANEOUS PROGRAMS | | | |
| Real Property Relocation | 12 | 12 | 12 |
| Office of Inspector General [General Activities] | 4 | --- | --- |
| Operating Expenses [General Activities] | 3 | 3 | 3 |
| Electronic Government (E-GOV) Fund | 6 | 6 | 6 |
| Acquisition Workforce Training Fund | 13 | 6 | 6 |
| OTHER MISCELLANEOUS PROGRAMS Subtotal..... | 38 | 27 | 27 |
| TOTAL, OTHER PROGRAMS..... | 38 | 27 | 27 |
| ** AGENCY TOTAL, ALL PROGRAMS ** | 5,651 | 4,883 | 3,405 |

AGENCY: International Assistance Programs

TABLE 5

FEDERAL FUND UNOBLIGATED BALANCES, BY AGENCY and PROGRAM

(In millions of dollars)

| Program | Balances, end of year | | |
|--|-----------------------|------------------|------------------|
| | 2007 actual | 2008 estimate | 2009 estimate |
| CRITICAL FINANCIAL RESERVES | | | |
| CREDIT LIQUIDATING PROGRAMS | | | |
| Economic Assistance Loans Liquidating Account | 35 | --- | --- |
| Housing and Other Credit Guaranty Programs Liquidating Account | 3 | --- | --- |
| Private Sector Revolving Fund Liquidating Account | 1 | --- | --- |
| CREDIT LIQUIDATING PROGRAMS Subtotal..... | 39 | --- | --- |
| INTERNATIONAL MONETARY PROGRAMS | | | |
| Economic Support Fund | 1,631 | 1,172 | 996 |
| Central America and Caribbean Emergency Disaster Recovery Fund | 2 | 2 | 2 |
| Peace Corps | 8 | 5 | --- |
| Foreign Currency Fluctuations | 2 | 2 | 5 |
| United States Quota, International Monetary Fund | 3,353 | 3,353 | 3,353 |
| Loans to International Monetary Fund | 10,448 | 10,448 | 10,448 |
| Central American Reconciliation Assistance | 1 | 1 | 1 |
| INTERNATIONAL MONETARY PROGRAMS Subtotal..... | 15,445 | 14,983 | 14,805 |
| INSURANCE AND OTHER PROGRAMS | | | |
| Contribution to the Inter-American Development Bank | 3,798 | 3,798 | 3,798 |
| Contribution to the International Development Association | 1 | 1 | 1 |
| Contribution to the Asian Development Bank | 748 | 747 | 747 |
| Contribution to the International Bank for Reconstruction and De | 7,663 | 7,663 | 7,663 |
| Overseas Private Investment Corporation Noncredit Account | 259 | 259 | 259 |
| INSURANCE AND OTHER PROGRAMS Subtotal..... | 12,469 | 12,468 | 12,468 |
| TOTAL, CRITICAL FINANCIAL RESERVES..... | 27,953 | 27,451 | 27,273 |
| CAPITAL | | | |
| PROCUREMENT AND CONSTRUCTION PROGRAMS | | | |
| Capital Investment Fund of the United States Agency for Internat | 4 | --- | --- |
| PROCUREMENT AND CONSTRUCTION PROGRAMS Subtotal..... | 4 | --- | --- |
| OTHER REVOLVING FUNDS | | | |
| Global Fund to Fight AIDS, Tuberculosis and Malaria | 99 | 99 | 99 |
| HIV/AIDS Working Capital Fund | 140 | 140 | 140 |
| Working Capital Fund [Agency for International Development] | 2 | 2 | 2 |
| OTHER REVOLVING FUNDS Subtotal..... | 241 | 241 | 241 |
| TOTAL, CAPITAL..... | 245 | 241 | 241 |

TABLE 5

FEDERAL FUND UNOBLIGATED BALANCES, BY AGENCY and PROGRAM

(In millions of dollars)

| Program | Balances, end of year | | |
|--|-----------------------|------------------|------------------|
| | 2007 actual | 2008 estimate | 2009 estimate |
| OTHER PROGRAMS | | | |
| OTHER MISCELLANEOUS PROGRAMS | | | |
| Millennium Challenge Corporation | 2,256 | 901 | 1,191 |
| Peacekeeping Operations | 170 | 73 | 43 |
| Nonproliferation and Disarmament Fund | 3 | 1 | --- |
| Nonproliferation, Antiterrorism, Demining, and Related Programs | 182 | 182 | 182 |
| International Military Education and Training | 4 | 4 | 4 |
| Debt Restructuring | 162 | --- | 87 |
| International Affairs Technical Assistance Program | 32 | 11 | 8 |
| Microenterprise and Small Enterprise Development Program Account | 2 | 2 | 2 |
| Urban and Environmental Credit Program Account | 2 | 2 | 2 |
| Operating Expenses of the Agency for International Development | 59 | 21 | 43 |
| Operating Expenses, Office of Inspector General [Agency for Inte | 9 | 5 | --- |
| Assistance for Eastern Europe and the Baltic States | 274 | 274 | 274 |
| Development Fund for Africa | 9 | 9 | 9 |
| Sustainable Development Assistance Program | 302 | 412 | 980 |
| Transition Initiatives | 9 | 6 | 6 |
| International Disaster Assistance | 126 | 70 | 70 |
| Sub-Saharan Africa Disaster Assistance | 1 | 1 | 1 |
| Assistance for the Independent States of the Former Soviet Union | 172 | 172 | 172 |
| Child Survival and Health Programs | 74 | 74 | 74 |
| Development Credit Authority Program Account | 7 | 7 | 11 |
| Property Management Fund | 2 | 1 | 1 |
| Overseas Private Investment Corporation Program Account | 1 | 3 | 3 |
| Trade and Development Agency | 8 | 1 | 2 |
| Host Country Resident Contractors Separation Liability Fund | 5 | 6 | 6 |
| Inter-American Foundation | 7 | 7 | 8 |
| OTHER MISCELLANEOUS PROGRAMS Subtotal..... | 3,878 | 2,245 | 3,179 |
| TOTAL, OTHER PROGRAMS..... | 3,878 | 2,245 | 3,179 |
| ** AGENCY TOTAL, ALL PROGRAMS ** | 32,076 | 29,937 | 30,693 |

AGENCY: National Aeronautics and Space Administration

CAPITAL

OTHER REVOLVING FUNDS

| | | | |
|--|----|----|----|
| Working Capital Fund [National Aeronautics and Space Administrat | 17 | 17 | 17 |
| OTHER REVOLVING FUNDS Subtotal..... | 17 | 17 | 17 |
| TOTAL, CAPITAL..... | 17 | 17 | 17 |

TABLE 5

FEDERAL FUND UNOBLIGATED BALANCES, BY AGENCY and PROGRAM

(In millions of dollars)

| Program | Balances, end of year | | |
|--|-----------------------|------------------|------------------|
| | 2007 actual | 2008 estimate | 2009 estimate |
| OTHER PROGRAMS | | | |
| RESEARCH AND DEVELOPMENT PROGRAMS | | | |
| Science, Aeronautics and Technology | 5 | 5 | 5 |
| Mission Support | 3 | 3 | 3 |
| Science, Aeronautics, and Exploration | 1,758 | 854 | --- |
| Space Operations | 609 | 692 | 1,219 |
| Cross Agency Support | --- | --- | 236 |
| Exploration | --- | --- | 268 |
| RESEARCH AND DEVELOPMENT PROGRAMS Subtotal..... | 2,375 | 1,554 | 1,731 |
| OTHER MISCELLANEOUS PROGRAMS | | | |
| Office of Inspector General [National Aeronautics and Space Admi | --- | --- | 1 |
| Human Space Flight | 1 | 1 | 1 |
| Education | --- | --- | 10 |
| OTHER MISCELLANEOUS PROGRAMS Subtotal..... | 1 | 1 | 12 |
| TOTAL, OTHER PROGRAMS..... | 2,376 | 1,555 | 1,743 |
| ** AGENCY TOTAL, ALL PROGRAMS ** | 2,393 | 1,572 | 1,760 |

AGENCY: National Science Foundation

OTHER PROGRAMS

RESEARCH AND DEVELOPMENT PROGRAMS

Research and Related Activities

23

Major Research Equipment and Facilities Construction

28

RESEARCH AND DEVELOPMENT PROGRAMS Subtotal.....

51

OTHER MISCELLANEOUS PROGRAMS

Education and Human Resources

64

OTHER MISCELLANEOUS PROGRAMS Subtotal.....

64

TOTAL, OTHER PROGRAMS.....

115

** AGENCY TOTAL, ALL PROGRAMS **

115

AGENCY: Office of Personnel Management

CRITICAL FINANCIAL RESERVES

TABLE 5

FEDERAL FUND UNOBLIGATED BALANCES, BY AGENCY and PROGRAM

(In millions of dollars)

| Program | Balances, end of year | | |
|--|-----------------------|------------------|------------------|
| | 2007 actual | 2008 estimate | 2009 estimate |
| INSURANCE AND OTHER PROGRAMS | | | |
| Flexible Benefits Plan Reserve | --- | 14 | 15 |
| INSURANCE AND OTHER PROGRAMS Subtotal..... | --- | 14 | 15 |
| TOTAL, CRITICAL FINANCIAL RESERVES..... | --- | 14 | 15 |
| CAPITAL | | | |
| OTHER REVOLVING FUNDS | | | |
| Revolving Fund | 633 | 623 | 624 |
| OTHER REVOLVING FUNDS Subtotal..... | 633 | 623 | 624 |
| TOTAL, CAPITAL..... | 633 | 623 | 624 |
| OTHER PROGRAMS | | | |
| OTHER MISCELLANEOUS PROGRAMS | | | |
| Salaries and Expenses [Office of Personnel Management] | 26 | 26 | 26 |
| OTHER MISCELLANEOUS PROGRAMS Subtotal..... | 26 | 26 | 26 |
| TOTAL, OTHER PROGRAMS..... | 26 | 26 | 26 |
| ** AGENCY TOTAL, ALL PROGRAMS ** | 659 | 663 | 665 |

AGENCY: Small Business Administration

CRITICAL FINANCIAL RESERVES

CREDIT LIQUIDATING PROGRAMS

| | | | |
|--|----|-----|-----|
| Pollution Control Equipment Fund Liquidating Account | 3 | --- | --- |
| Disaster Loan Fund Liquidating Account | 14 | --- | --- |
| Business Loan Fund Liquidating Account | 30 | --- | --- |
| CREDIT LIQUIDATING PROGRAMS Subtotal..... | 47 | --- | --- |

INSURANCE AND OTHER PROGRAMS

| | | | |
|--|----|----|----|
| Surety Bond Guarantees Revolving Fund | 27 | 29 | 30 |
| INSURANCE AND OTHER PROGRAMS Subtotal..... | 27 | 29 | 30 |
| TOTAL, CRITICAL FINANCIAL RESERVES..... | 74 | 29 | 30 |

OTHER PROGRAMS

TABLE 5

FEDERAL FUND UNOBLIGATED BALANCES, BY AGENCY and PROGRAM

(In millions of dollars)

| Program | Balances, end of year | | |
|---|-----------------------|------------------|------------------|
| | 2007 actual | 2008 estimate | 2009 estimate |
| OTHER MISCELLANEOUS PROGRAMS | | | |
| Salaries and Expenses [Small Business Administration] | 210 | 14 | 13 |
| Office of Inspector General [Small Business Administration] | 5 | 2 | --- |
| Disaster Loans Program Account | 304 | 149 | 15 |
| Business Loans Program Account | 6 | 6 | 6 |
| OTHER MISCELLANEOUS PROGRAMS Subtotal..... | 525 | 171 | 34 |
| TOTAL, OTHER PROGRAMS..... | 525 | 171 | 34 |
| ** AGENCY TOTAL, ALL PROGRAMS ** | 599 | 200 | 64 |
| <hr/> | | | |
| <u>AGENCY: Social Security Administration</u> | | | |
| OTHER PROGRAMS | | | |
| MAJOR BENEFIT PROGRAMS | | | |
| Supplemental Security Income Program | 2,500 | 1,870 | 608 |
| MAJOR BENEFIT PROGRAMS Subtotal..... | 2,500 | 1,870 | 608 |
| OTHER MISCELLANEOUS PROGRAMS | | | |
| Special Benefits for Certain World War II Veterans | 1 | 1 | 1 |
| Payments to Social Security Trust Funds | 14 | 14 | 14 |
| OTHER MISCELLANEOUS PROGRAMS Subtotal..... | 15 | 15 | 15 |
| TOTAL, OTHER PROGRAMS..... | 2,515 | 1,885 | 623 |
| ** AGENCY TOTAL, ALL PROGRAMS ** | 2,515 | 1,885 | 623 |
| <hr/> | | | |
| <u>AGENCY: Appalachian Regional Commission</u> | | | |
| OTHER PROGRAMS | | | |
| OTHER MISCELLANEOUS PROGRAMS | | | |
| Appalachian Regional Commission | 24 | 16 | 9 |
| OTHER MISCELLANEOUS PROGRAMS Subtotal..... | 24 | 16 | 9 |
| TOTAL, OTHER PROGRAMS..... | 24 | 16 | 9 |
| ** AGENCY TOTAL, ALL PROGRAMS ** | 24 | 16 | 9 |
| <hr/> | | | |
| <u>AGENCY: Broadcasting Board of Governors</u> | | | |

TABLE 5

FEDERAL FUND UNOBLIGATED BALANCES, BY AGENCY and PROGRAM

(In millions of dollars)

| Program | Balances, end of year | | |
|---|-----------------------|------------------|------------------|
| | 2007 actual | 2008 estimate | 2009 estimate |
| CAPITAL | | | |
| PROCUREMENT AND CONSTRUCTION PROGRAMS | | | |
| Broadcasting Capital Improvements | 23 | --- | --- |
| PROCUREMENT AND CONSTRUCTION PROGRAMS Subtotal..... | 23 | --- | --- |
| TOTAL, CAPITAL..... | 23 | --- | --- |
| OTHER PROGRAMS | | | |
| OTHER MISCELLANEOUS PROGRAMS | | | |
| International Broadcasting Operations | 15 | 15 | 15 |
| OTHER MISCELLANEOUS PROGRAMS Subtotal..... | 15 | 15 | 15 |
| TOTAL, OTHER PROGRAMS..... | 15 | 15 | 15 |
| ** AGENCY TOTAL, ALL PROGRAMS ** | 38 | 15 | 15 |
| <hr/> | | | |
| <u>AGENCY: Chemical Safety and Hazard Investigation Board</u> | | | |
| OTHER PROGRAMS | | | |
| OTHER MISCELLANEOUS PROGRAMS | | | |
| Chemical Safety and Hazard Investigation Board | 1 | 1 | 1 |
| OTHER MISCELLANEOUS PROGRAMS Subtotal..... | 1 | 1 | 1 |
| TOTAL, OTHER PROGRAMS..... | 1 | 1 | 1 |
| ** AGENCY TOTAL, ALL PROGRAMS ** | 1 | 1 | 1 |
| <hr/> | | | |
| <u>AGENCY: Commission on Ocean Policy</u> | | | |
| OTHER PROGRAMS | | | |
| OTHER MISCELLANEOUS PROGRAMS | | | |
| Salaries and Expenses [Commission on Ocean Policy] | 1 | --- | --- |
| OTHER MISCELLANEOUS PROGRAMS Subtotal..... | 1 | --- | --- |
| TOTAL, OTHER PROGRAMS..... | 1 | --- | --- |
| ** AGENCY TOTAL, ALL PROGRAMS ** | 1 | --- | --- |
| <hr/> | | | |
| <u>AGENCY: Commodity Futures Trading Commission</u> | | | |

TABLE 5

FEDERAL FUND UNOBLIGATED BALANCES, BY AGENCY and PROGRAM

(In millions of dollars)

| Program | Balances, end of year | | |
|--|-----------------------|------------------|------------------|
| | 2007 actual | 2008 estimate | 2009 estimate |
| <u>OTHER PROGRAMS</u> | | | |
| OTHER MISCELLANEOUS PROGRAMS | | | |
| Commodity Futures Trading Commission | 4 | 3 | 3 |
| OTHER MISCELLANEOUS PROGRAMS Subtotal..... | 4 | 3 | 3 |
| TOTAL, OTHER PROGRAMS..... | 4 | 3 | 3 |
| ** AGENCY TOTAL, ALL PROGRAMS ** | 4 | 3 | 3 |
| <u>AGENCY: Corporation for National and Community Service</u> | | | |
| OTHER PROGRAMS | | | |
| OTHER MISCELLANEOUS PROGRAMS | | | |
| National and Community Service Programs, Operating Expenses | 39 | --- | --- |
| Inspector General [Corporation for National and Community Servic | 1 | 1 | 2 |
| VISTA Advance Payments Revolving Fund | 3 | 3 | 3 |
| Operating Expenses [Corporation for National and Community Servi | --- | 6 | --- |
| OTHER MISCELLANEOUS PROGRAMS Subtotal..... | 43 | 10 | 5 |
| TOTAL, OTHER PROGRAMS..... | 43 | 10 | 5 |
| ** AGENCY TOTAL, ALL PROGRAMS ** | 43 | 10 | 5 |
| <u>AGENCY: Defense Nuclear Facilities Safety Board</u> | | | |
| OTHER PROGRAMS | | | |
| OTHER MISCELLANEOUS PROGRAMS | | | |
| Salaries and Expenses [Defense Nuclear Facilities Safety Board] | 4 | 2 | 1 |
| OTHER MISCELLANEOUS PROGRAMS Subtotal..... | 4 | 2 | 1 |
| TOTAL, OTHER PROGRAMS..... | 4 | 2 | 1 |
| ** AGENCY TOTAL, ALL PROGRAMS ** | 4 | 2 | 1 |
| <u>AGENCY: Delta Regional Authority</u> | | | |
| OTHER PROGRAMS | | | |

TABLE 5

FEDERAL FUND UNOBLIGATED BALANCES, BY AGENCY and PROGRAM

(In millions of dollars)

| Program | Balances, end of year | | |
|---|-----------------------|------------------|------------------|
| | 2007 actual | 2008 estimate | 2009 estimate |
| OTHER MISCELLANEOUS PROGRAMS | | | |
| Delta Regional Authority | 15 | 1 | 1 |
| OTHER MISCELLANEOUS PROGRAMS Subtotal..... | 15 | 1 | 1 |
| TOTAL, OTHER PROGRAMS..... | 15 | 1 | 1 |
| ** AGENCY TOTAL, ALL PROGRAMS ** | 15 | 1 | 1 |
| <hr/> | | | |
| AGENCY: <u>Denali Commission</u> | | | |
| OTHER PROGRAMS | | | |
| OTHER MISCELLANEOUS PROGRAMS | | | |
| Denali Commission | 29 | 29 | 29 |
| OTHER MISCELLANEOUS PROGRAMS Subtotal..... | 29 | 29 | 29 |
| TOTAL, OTHER PROGRAMS..... | 29 | 29 | 29 |
| ** AGENCY TOTAL, ALL PROGRAMS ** | 29 | 29 | 29 |
| <hr/> | | | |
| AGENCY: <u>District of Columbia</u> | | | |
| CRITICAL FINANCIAL RESERVES | | | |
| INSURANCE AND OTHER PROGRAMS | | | |
| Federal Payment for Emergency Planning and Security Cost in the | 16 | 16 | 16 |
| INSURANCE AND OTHER PROGRAMS Subtotal..... | 16 | 16 | 16 |
| TOTAL, CRITICAL FINANCIAL RESERVES..... | 16 | 16 | 16 |
| OTHER PROGRAMS | | | |
| OTHER MISCELLANEOUS PROGRAMS | | | |
| Federal Payment to the District of Columbia Courts | 43 | 43 | 43 |
| Defender Services in District of Columbia Courts | 17 | 17 | 17 |
| Crime Victims Compensation Fund | 2 | 1 | --- |
| OTHER MISCELLANEOUS PROGRAMS Subtotal..... | 62 | 61 | 60 |
| TOTAL, OTHER PROGRAMS..... | 62 | 61 | 60 |
| ** AGENCY TOTAL, ALL PROGRAMS ** | 78 | 77 | 76 |
| <hr/> | | | |
| AGENCY: <u>Election Assistance Commission</u> | | | |

TABLE 5

FEDERAL FUND UNOBLIGATED BALANCES, BY AGENCY and PROGRAM

(In millions of dollars)

| Program | Balances, end of year | | |
|--|-----------------------|------------------|------------------|
| | 2007 actual | 2008 estimate | 2009 estimate |
| OTHER PROGRAMS | | | |
| OTHER MISCELLANEOUS PROGRAMS | | | |
| Election Reform Programs | 1 | 1 | 1 |
| OTHER MISCELLANEOUS PROGRAMS Subtotal..... | 1 | 1 | 1 |
| TOTAL, OTHER PROGRAMS..... | 1 | 1 | 1 |
| ** AGENCY TOTAL, ALL PROGRAMS ** | 1 | 1 | 1 |
| <hr/> | | | |
| AGENCY: Equal Employment Opportunity Commission | | | |
| CAPITAL | | | |
| OTHER REVOLVING FUNDS | | | |
| EEOC Education, Technical Assistance, and Training Revolving Fun | 2 | 2 | 2 |
| OTHER REVOLVING FUNDS Subtotal..... | 2 | 2 | 2 |
| TOTAL, CAPITAL..... | 2 | 2 | 2 |
| ** AGENCY TOTAL, ALL PROGRAMS ** | 2 | 2 | 2 |
| <hr/> | | | |
| AGENCY: Export-Import Bank of the United States | | | |
| CRITICAL FINANCIAL RESERVES | | | |
| CREDIT LIQUIDATING PROGRAMS | | | |
| Export-Import Bank of the United States Liquidating Account | 3 | --- | --- |
| CREDIT LIQUIDATING PROGRAMS Subtotal..... | 3 | --- | --- |
| TOTAL, CRITICAL FINANCIAL RESERVES..... | 3 | --- | --- |
| OTHER PROGRAMS | | | |
| OTHER MISCELLANEOUS PROGRAMS | | | |
| Export-Import Bank Loans Program Account | 346 | 333 | 317 |
| Inspector General of the Export-Import Bank [Export-Import Bank | 1 | --- | --- |
| OTHER MISCELLANEOUS PROGRAMS Subtotal..... | 347 | 333 | 317 |
| TOTAL, OTHER PROGRAMS..... | 347 | 333 | 317 |
| ** AGENCY TOTAL, ALL PROGRAMS ** | 350 | 333 | 317 |

TABLE 5

FEDERAL FUND UNOBLIGATED BALANCES, BY AGENCY and PROGRAM

(In millions of dollars)

| Program | Balances, end of year | | |
|---|-----------------------|------------------|------------------|
| | 2007 actual | 2008 estimate | 2009 estimate |
| <u>AGENCY: Farm Credit Administration</u> | | | |
| CAPITAL | | | |
| OTHER REVOLVING FUNDS | | | |
| Limitation on Administrative Expenses | 22 | 22 | 22 |
| OTHER REVOLVING FUNDS Subtotal..... | 22 | 22 | 22 |
| TOTAL, CAPITAL..... | 22 | 22 | 22 |
| ** AGENCY TOTAL, ALL PROGRAMS ** | 22 | 22 | 22 |
| <u>AGENCY: Farm Credit System Insurance Corporation</u> | | | |
| CRITICAL FINANCIAL RESERVES | | | |
| INSURANCE AND OTHER PROGRAMS | | | |
| Farm Credit System Insurance Fund | 2,373 | 2,701 | 3,065 |
| INSURANCE AND OTHER PROGRAMS Subtotal..... | 2,373 | 2,701 | 3,065 |
| TOTAL, CRITICAL FINANCIAL RESERVES..... | 2,373 | 2,701 | 3,065 |
| ** AGENCY TOTAL, ALL PROGRAMS ** | 2,373 | 2,701 | 3,065 |
| <u>AGENCY: Federal Communications Commission</u> | | | |
| OTHER PROGRAMS | | | |
| FORWARD FUNDED PROGRAMS | | | |
| Universal Service Fund | 1,669 | 1,968 | 2,226 |
| FORWARD FUNDED PROGRAMS Subtotal..... | 1,669 | 1,968 | 2,226 |
| OTHER MISCELLANEOUS PROGRAMS | | | |
| Salaries and Expenses [Federal Communications Commission] | 18 | 30 | 54 |
| Spectrum Auction Program Account | 9 | 3 | 3 |
| OTHER MISCELLANEOUS PROGRAMS Subtotal..... | 27 | 33 | 57 |
| TOTAL, OTHER PROGRAMS..... | 1,696 | 2,001 | 2,283 |
| ** AGENCY TOTAL, ALL PROGRAMS ** | 1,696 | 2,001 | 2,283 |
| <u>AGENCY: Federal Deposit Insurance Corporation</u> | | | |

TABLE 5

FEDERAL FUND UNOBLIGATED BALANCES, BY AGENCY and PROGRAM

(In millions of dollars)

| Program | Balances, end of year | | |
|---|-----------------------|------------------|------------------|
| | 2007 actual | 2008 estimate | 2009 estimate |
| CRITICAL FINANCIAL RESERVES | | | |
| INSURANCE AND OTHER PROGRAMS | | | |
| Deposit Insurance Fund | 47,780 | 49,455 | 52,305 |
| FSLIC Resolution Fund | 3,757 | 3,621 | 3,814 |
| INSURANCE AND OTHER PROGRAMS Subtotal..... | 51,537 | 53,076 | 56,119 |
| TOTAL, CRITICAL FINANCIAL RESERVES..... | 51,537 | 53,076 | 56,119 |
| ** AGENCY TOTAL, ALL PROGRAMS ** | 51,537 | 53,076 | 56,119 |
| AGENCY: Federal Drug Control Programs | | | |
| OTHER PROGRAMS | | | |
| RESEARCH AND DEVELOPMENT PROGRAMS | | | |
| Counterdrug Technology Assessment Center | 2 | 2 | 2 |
| RESEARCH AND DEVELOPMENT PROGRAMS Subtotal..... | 2 | 2 | 2 |
| OTHER MISCELLANEOUS PROGRAMS | | | |
| High-intensity Drug Trafficking Areas Program | 3 | 3 | 3 |
| Other Federal Drug Control Programs | 12 | 12 | 12 |
| OTHER MISCELLANEOUS PROGRAMS Subtotal..... | 15 | 15 | 15 |
| TOTAL, OTHER PROGRAMS..... | 17 | 17 | 17 |
| ** AGENCY TOTAL, ALL PROGRAMS ** | 17 | 17 | 17 |
| AGENCY: Federal Financial Institutions Examination Council | | | |
| OTHER PROGRAMS | | | |
| OTHER MISCELLANEOUS PROGRAMS | | | |
| Registry Fees | 7 | 7 | 7 |
| OTHER MISCELLANEOUS PROGRAMS Subtotal..... | 7 | 7 | 7 |
| TOTAL, OTHER PROGRAMS..... | 7 | 7 | 7 |
| ** AGENCY TOTAL, ALL PROGRAMS ** | 7 | 7 | 7 |
| AGENCY: Federal Housing Finance Board | | | |

TABLE 5

FEDERAL FUND UNOBLIGATED BALANCES, BY AGENCY and PROGRAM

(In millions of dollars)

| Program | Balances, end of year | | |
|--|-----------------------|------------------|------------------|
| | 2007 actual | 2008 estimate | 2009 estimate |
| CAPITAL | | | |
| OTHER REVOLVING FUNDS | | | |
| Federal Housing Finance Board | 3 | 2 | 3 |
| OTHER REVOLVING FUNDS Subtotal..... | 3 | 2 | 3 |
| TOTAL, CAPITAL..... | 3 | 2 | 3 |
| ** AGENCY TOTAL, ALL PROGRAMS ** | 3 | 2 | 3 |
| AGENCY: Federal Mediation and Conciliation Service | | | |
| OTHER PROGRAMS | | | |
| OTHER MISCELLANEOUS PROGRAMS | | | |
| Salaries and Expenses [Federal Mediation and Conciliation Servic | 3 | 3 | 3 |
| OTHER MISCELLANEOUS PROGRAMS Subtotal..... | 3 | 3 | 3 |
| TOTAL, OTHER PROGRAMS..... | 3 | 3 | 3 |
| ** AGENCY TOTAL, ALL PROGRAMS ** | 3 | 3 | 3 |
| AGENCY: Federal Trade Commission | | | |
| OTHER PROGRAMS | | | |
| OTHER MISCELLANEOUS PROGRAMS | | | |
| Salaries and Expenses [Federal Trade Commission] | 11 | --- | --- |
| OTHER MISCELLANEOUS PROGRAMS Subtotal..... | 11 | --- | --- |
| TOTAL, OTHER PROGRAMS..... | 11 | --- | --- |
| ** AGENCY TOTAL, ALL PROGRAMS ** | 11 | --- | --- |
| AGENCY: Intelligence Community Management Account | | | |
| OTHER PROGRAMS | | | |
| OTHER MISCELLANEOUS PROGRAMS | | | |
| Intelligence Community Management Account | 12 | 9 | --- |
| OTHER MISCELLANEOUS PROGRAMS Subtotal..... | 12 | 9 | --- |

TABLE 5

FEDERAL FUND UNOBLIGATED BALANCES, BY AGENCY and PROGRAM

(In millions of dollars)

| Program | Balances, end of year | | |
|---|-----------------------|------------------|------------------|
| | 2007 actual | 2008 estimate | 2009 estimate |
| TOTAL, OTHER PROGRAMS..... | 12 | 9 | --- |
| ** AGENCY TOTAL, ALL PROGRAMS ** | 12 | 9 | --- |
| <u>AGENCY: Marine Mammal Commission</u> | | | |
| OTHER PROGRAMS | | | |
| OTHER MISCELLANEOUS PROGRAMS | | | |
| Salaries and Expenses [Marine Mammal Commission] | 1 | 1 | 1 |
| OTHER MISCELLANEOUS PROGRAMS Subtotal..... | 1 | 1 | 1 |
| TOTAL, OTHER PROGRAMS..... | 1 | 1 | 1 |
| ** AGENCY TOTAL, ALL PROGRAMS ** | 1 | 1 | 1 |
| <u>AGENCY: Morris K. Udall Scholarship and Excellence in National Environme</u> | | | |
| OTHER PROGRAMS | | | |
| OTHER MISCELLANEOUS PROGRAMS | | | |
| Environmental Dispute Resolution Fund | 2 | 2 | 1 |
| OTHER MISCELLANEOUS PROGRAMS Subtotal..... | 2 | 2 | 1 |
| TOTAL, OTHER PROGRAMS..... | 2 | 2 | 1 |
| ** AGENCY TOTAL, ALL PROGRAMS ** | 2 | 2 | 1 |
| <u>AGENCY: National Archives and Records Administration</u> | | | |
| CAPITAL | | | |
| PROCUREMENT AND CONSTRUCTION PROGRAMS | | | |
| Repairs and Restoration | 10 | 10 | 10 |
| PROCUREMENT AND CONSTRUCTION PROGRAMS Subtotal..... | 10 | 10 | 10 |
| OTHER REVOLVING FUNDS | | | |
| Records Center Revolving Fund | 27 | 27 | 27 |
| OTHER REVOLVING FUNDS Subtotal..... | 27 | 27 | 27 |
| TOTAL, CAPITAL..... | 37 | 37 | 37 |

TABLE 5

FEDERAL FUND UNOBLIGATED BALANCES, BY AGENCY and PROGRAM

(In millions of dollars)

| Program | Balances, end of year | | |
|--|-----------------------|------------------|------------------|
| | 2007 actual | 2008 estimate | 2009 estimate |
| OTHER PROGRAMS | | | |
| OTHER MISCELLANEOUS PROGRAMS | | | |
| National Historical Publications and Records Commission | 1 | 1 | 1 |
| Electronic Record Archives | 4 | 4 | 4 |
| OTHER MISCELLANEOUS PROGRAMS Subtotal..... | 5 | 5 | 5 |
| TOTAL, OTHER PROGRAMS..... | 5 | 5 | 5 |
| ** AGENCY TOTAL, ALL PROGRAMS ** | 42 | 42 | 42 |
| <u>AGENCY: National Credit Union Administration</u> | | | |
| CRITICAL FINANCIAL RESERVES | | | |
| INSURANCE AND OTHER PROGRAMS | | | |
| Credit Union Share Insurance Fund | 7,267 | 7,598 | 7,980 |
| INSURANCE AND OTHER PROGRAMS Subtotal..... | 7,267 | 7,598 | 7,980 |
| TOTAL, CRITICAL FINANCIAL RESERVES..... | 7,267 | 7,598 | 7,980 |
| CAPITAL | | | |
| OTHER REVOLVING FUNDS | | | |
| Operating Fund | 24 | 24 | 28 |
| Community Development Credit Union Revolving Loan Fund | 5 | 4 | 3 |
| OTHER REVOLVING FUNDS Subtotal..... | 29 | 28 | 31 |
| TOTAL, CAPITAL..... | 29 | 28 | 31 |
| ** AGENCY TOTAL, ALL PROGRAMS ** | 7,296 | 7,626 | 8,011 |
| <u>AGENCY: National Endowment for the Arts</u> | | | |
| OTHER PROGRAMS | | | |
| OTHER MISCELLANEOUS PROGRAMS | | | |
| National Endowment for the Arts: Grants and Administration | 6 | 6 | 6 |
| OTHER MISCELLANEOUS PROGRAMS Subtotal..... | 6 | 6 | 6 |
| TOTAL, OTHER PROGRAMS..... | 6 | 6 | 6 |
| ** AGENCY TOTAL, ALL PROGRAMS ** | 6 | 6 | 6 |

TABLE 5

FEDERAL FUND UNOBLIGATED BALANCES, BY AGENCY and PROGRAM

(In millions of dollars)

| Program | Balances, end of year | | |
|--|-----------------------|------------------|------------------|
| | 2007 actual | 2008 estimate | 2009 estimate |
| <u>AGENCY: National Endowment for the Humanities</u> | | | |
| OTHER PROGRAMS | | | |
| OTHER MISCELLANEOUS PROGRAMS | | | |
| National Endowment for the Humanities: Grants and Administration | 5 | 4 | --- |
| OTHER MISCELLANEOUS PROGRAMS Subtotal..... | 5 | 4 | --- |
| TOTAL, OTHER PROGRAMS..... | 5 | 4 | --- |
| ** AGENCY TOTAL, ALL PROGRAMS ** | 5 | 4 | --- |
| <u>AGENCY: Institute of Museum and Library Services</u> | | | |
| OTHER PROGRAMS | | | |
| OTHER MISCELLANEOUS PROGRAMS | | | |
| Office of Museum and Library Services: Grants and Administration | 11 | 13 | 15 |
| OTHER MISCELLANEOUS PROGRAMS Subtotal..... | 11 | 13 | 15 |
| TOTAL, OTHER PROGRAMS..... | 11 | 13 | 15 |
| ** AGENCY TOTAL, ALL PROGRAMS ** | 11 | 13 | 15 |
| <u>AGENCY: National Transportation Safety Board</u> | | | |
| OTHER PROGRAMS | | | |
| OTHER MISCELLANEOUS PROGRAMS | | | |
| Salaries and Expenses [National Transportation Safety Board] | 4 | 4 | 3 |
| Emergency Fund | 2 | 2 | 2 |
| OTHER MISCELLANEOUS PROGRAMS Subtotal..... | 6 | 6 | 5 |
| TOTAL, OTHER PROGRAMS..... | 6 | 6 | 5 |
| ** AGENCY TOTAL, ALL PROGRAMS ** | 6 | 6 | 5 |
| <u>AGENCY: Nuclear Regulatory Commission</u> | | | |

TABLE 5

FEDERAL FUND UNOBLIGATED BALANCES, BY AGENCY and PROGRAM

(In millions of dollars)

| Program | Balances, end of year | | |
|---|-----------------------|------------------|------------------|
| | 2007 actual | 2008 estimate | 2009 estimate |
| OTHER PROGRAMS | | | |
| OTHER MISCELLANEOUS PROGRAMS | | | |
| Salaries and Expenses [Nuclear Regulatory Commission] | 70 | 78 | 86 |
| Office of Inspector General [Nuclear Regulatory Commission] | 1 | 1 | 1 |
| OTHER MISCELLANEOUS PROGRAMS Subtotal..... | 71 | 79 | 87 |
| TOTAL, OTHER PROGRAMS..... | 71 | 79 | 87 |
| ** AGENCY TOTAL, ALL PROGRAMS ** | 71 | 79 | 87 |
| AGENCY: Office of Navajo and Hopi Indian Relocation | | | |
| CAPITAL | | | |
| PROCUREMENT AND CONSTRUCTION PROGRAMS | | | |
| Salaries and Expenses [Office of Navajo and Hopi Indian Relocati | 10 | 9 | 7 |
| PROCUREMENT AND CONSTRUCTION PROGRAMS Subtotal..... | 10 | 9 | 7 |
| TOTAL, CAPITAL..... | 10 | 9 | 7 |
| ** AGENCY TOTAL, ALL PROGRAMS ** | 10 | 9 | 7 |
| AGENCY: Office of the Fed Coordinator for Alaska Natural Gas Transportat | | | |
| OTHER PROGRAMS | | | |
| OTHER MISCELLANEOUS PROGRAMS | | | |
| Office of the Federal Coordinator for Alaska Natural Gas Transpo | --- | 1 | 1 |
| OTHER MISCELLANEOUS PROGRAMS Subtotal..... | --- | 1 | 1 |
| TOTAL, OTHER PROGRAMS..... | --- | 1 | 1 |
| ** AGENCY TOTAL, ALL PROGRAMS ** | --- | 1 | 1 |
| AGENCY: Other Commissions and Boards | | | |
| OTHER PROGRAMS | | | |
| OTHER MISCELLANEOUS PROGRAMS | | | |
| Other Commissions and Boards | 1 | 1 | 1 |
| OTHER MISCELLANEOUS PROGRAMS Subtotal..... | 1 | 1 | 1 |

TABLE 5

FEDERAL FUND UNOBLIGATED BALANCES, BY AGENCY and PROGRAM

(In millions of dollars)

| Program | Balances, end of year | | |
|--|-----------------------|------------------|------------------|
| | 2007 actual | 2008 estimate | 2009 estimate |
| TOTAL, OTHER PROGRAMS..... | 1 | 1 | 1 |
| ** AGENCY TOTAL, ALL PROGRAMS ** | 1 | 1 | 1 |
| <u>AGENCY: Postal Service</u> | | | |
| CAPITAL | | | |
| OTHER REVOLVING FUNDS | | | |
| Postal Service Fund | 1,180 | --- | --- |
| OTHER REVOLVING FUNDS Subtotal..... | 1,180 | --- | --- |
| TOTAL, CAPITAL..... | 1,180 | --- | --- |
| ** AGENCY TOTAL, ALL PROGRAMS ** | 1,180 | --- | --- |
| <u>AGENCY: Presidio Trust</u> | | | |
| CAPITAL | | | |
| OTHER REVOLVING FUNDS | | | |
| Presidio Trust | 67 | 59 | 56 |
| OTHER REVOLVING FUNDS Subtotal..... | 67 | 59 | 56 |
| TOTAL, CAPITAL..... | 67 | 59 | 56 |
| ** AGENCY TOTAL, ALL PROGRAMS ** | 67 | 59 | 56 |
| <u>AGENCY: Securities and Exchange Commission</u> | | | |
| OTHER PROGRAMS | | | |
| OTHER MISCELLANEOUS PROGRAMS | | | |
| Salaries and Expenses [Securities and Exchange Commission] | 89 | 42 | --- |
| OTHER MISCELLANEOUS PROGRAMS Subtotal..... | 89 | 42 | --- |
| TOTAL, OTHER PROGRAMS..... | 89 | 42 | --- |
| ** AGENCY TOTAL, ALL PROGRAMS ** | 89 | 42 | --- |
| <u>AGENCY: Smithsonian Institution</u> | | | |

TABLE 5

FEDERAL FUND UNOBLIGATED BALANCES, BY AGENCY and PROGRAM

(In millions of dollars)

| Program | Balances, end of year | | |
|--|-----------------------|------------------|------------------|
| | 2007 actual | 2008 estimate | 2009 estimate |
| CAPITAL | | | |
| PROCUREMENT AND CONSTRUCTION PROGRAMS | | | |
| Facilities Capital | --- | 10 | 13 |
| Legacy Fund | --- | 2 | --- |
| Repair, Restoration, and Renovation of Buildings, National Galle | 2 | 2 | 2 |
| Construction, JFK Center for the Performing Arts | 1 | 1 | 1 |
| PROCUREMENT AND CONSTRUCTION PROGRAMS Subtotal..... | 3 | 15 | 16 |
| TOTAL, CAPITAL..... | 3 | 15 | 16 |
| OTHER PROGRAMS | | | |
| OTHER MISCELLANEOUS PROGRAMS | | | |
| Salaries and Expenses [Smithsonian Institution] | 7 | 3 | 2 |
| OTHER MISCELLANEOUS PROGRAMS Subtotal..... | 7 | 3 | 2 |
| TOTAL, OTHER PROGRAMS..... | 7 | 3 | 2 |
| ** AGENCY TOTAL, ALL PROGRAMS ** | 10 | 18 | 18 |
| <u>AGENCY: State Justice Institute</u> | | | |
| OTHER PROGRAMS | | | |
| OTHER MISCELLANEOUS PROGRAMS | | | |
| State Justice Institute: Salaries and Expenses | 3 | 3 | 3 |
| OTHER MISCELLANEOUS PROGRAMS Subtotal..... | 3 | 3 | 3 |
| TOTAL, OTHER PROGRAMS..... | 3 | 3 | 3 |
| ** AGENCY TOTAL, ALL PROGRAMS ** | 3 | 3 | 3 |
| <u>AGENCY: Tennessee Valley Authority</u> | | | |
| CAPITAL | | | |
| OTHER REVOLVING FUNDS | | | |
| Tennessee Valley Authority Fund | 700 | 848 | 1,137 |
| OTHER REVOLVING FUNDS Subtotal..... | 700 | 848 | 1,137 |
| TOTAL, CAPITAL..... | 700 | 848 | 1,137 |

TABLE 5

FEDERAL FUND UNOBLIGATED BALANCES, BY AGENCY and PROGRAM

(In millions of dollars)

| Program | Balances, end of year | | |
|--|-----------------------|------------------|------------------|
| | 2007 actual | 2008 estimate | 2009 estimate |
| ** AGENCY TOTAL, ALL PROGRAMS ** | 700 | 848 | 1,137 |
| <u>AGENCY: United States Holocaust Memorial Museum</u> | | | |
| OTHER PROGRAMS | | | |
| OTHER MISCELLANEOUS PROGRAMS | | | |
| Holocaust Memorial Museum | 2 | 1 | 1 |
| OTHER MISCELLANEOUS PROGRAMS Subtotal..... | 2 | 1 | 1 |
| TOTAL, OTHER PROGRAMS..... | 2 | 1 | 1 |
| ** AGENCY TOTAL, ALL PROGRAMS ** | 2 | 1 | 1 |
| <u>AGENCY: United States Institute of Peace</u> | | | |
| OTHER PROGRAMS | | | |
| OTHER MISCELLANEOUS PROGRAMS | | | |
| Operating Expenses [United States Institute of Peace] | 11 | 11 | 11 |
| OTHER MISCELLANEOUS PROGRAMS Subtotal..... | 11 | 11 | 11 |
| TOTAL, OTHER PROGRAMS..... | 11 | 11 | 11 |
| ** AGENCY TOTAL, ALL PROGRAMS ** | 11 | 11 | 11 |
| <u>AGENCY: Vietnam Education Foundation</u> | | | |
| OTHER PROGRAMS | | | |
| FORWARD FUNDED PROGRAMS | | | |
| Vietnam Debt Repayment Fund | 6 | 6 | 6 |
| FORWARD FUNDED PROGRAMS Subtotal..... | 6 | 6 | 6 |
| TOTAL, OTHER PROGRAMS..... | 6 | 6 | 6 |
| ** AGENCY TOTAL, ALL PROGRAMS ** | 6 | 6 | 6 |
| <u>AGENCY: ** Government-wide totals **</u> | | | |
| CRITICAL FINANCIAL RESERVES | | | |
| CREDIT LIQUIDATING PROGRAMS Subtotal..... | 11,348 | 10,902 | 11,223 |

TABLE 5

FEDERAL FUND UNOBLIGATED BALANCES, BY AGENCY and PROGRAM

(In millions of dollars)

| Program | Balances, end of year | | |
|---|-----------------------|------------------|------------------|
| | 2007 actual | 2008 estimate | 2009 estimate |
| INTERNATIONAL MONETARY PROGRAMS Subtotal..... | 49,685 | 50,645 | 51,983 |
| INSURANCE AND OTHER PROGRAMS Subtotal..... | 118,059 | 114,881 | 120,633 |
| TOTAL, CRITICAL FINANCIAL RESERVES..... | 179,092 | 176,428 | 183,839 |
| CAPITAL | | | |
| PROCUREMENT AND CONSTRUCTION PROGRAMS Subtotal..... | 84,219 | 72,406 | 61,425 |
| OTHER REVOLVING FUNDS Subtotal..... | 21,390 | 19,591 | 20,942 |
| TOTAL, CAPITAL..... | 105,609 | 91,997 | 82,367 |
| OTHER PROGRAMS | | | |
| SUBSIDIZED HOUSING PROGRAMS Subtotal..... | 5,291 | 3,105 | 2,810 |
| FORWARD FUNDED PROGRAMS Subtotal..... | 5,879 | 6,314 | 9,737 |
| RESEARCH AND DEVELOPMENT PROGRAMS Subtotal..... | 18,021 | 11,702 | 13,346 |
| MAJOR BENEFIT PROGRAMS Subtotal..... | 9,586 | 9,097 | 3,738 |
| OTHER MISCELLANEOUS PROGRAMS Subtotal..... | 54,433 | 24,861 | 25,697 |
| TOTAL, OTHER PROGRAMS..... | 93,210 | 55,079 | 55,328 |
| ** TOTAL, FEDERAL FUND UNOBLIGATED BALANCES ** | 377,911 | 323,504 | 321,534 |

TRUST FUNDS

TABLE 6

TRUST FUND OBLIGATED BALANCES, BY MAJOR FUNDS

(In millions of dollars)

| Description | Balances, end of year | | |
|--|-----------------------|------------------|------------------|
| | 2007 actual | 2008 estimate | 2009 estimate |
| Foreign National Employees Separation Pay | 527 | 527 | 527 |
| Federal Supplementary Medical Insurance Trust Fund | 19,525 | 19,504 | 19,556 |
| Federal Hospital Insurance Trust Fund | 20,485 | 20,506 | 20,620 |
| Medicare Prescription Drug Account, Federal Supplementary Insura | 4,374 | 4,279 | 4,280 |
| Health Care Fraud and Abuse Control Account | 447 | 436 | 436 |
| Miscellaneous Trust Funds | 174 | 177 | 179 |
| Sport Fish Restoration | 415 | 430 | 436 |
| Unemployment Trust Fund | 1,500 | 1,474 | 950 |
| Foreign Service Retirement and Disability Fund | -197 | -197 | -197 |
| Federal Old-age and Survivors Insurance Trust Fund | 48,030 | 50,069 | 52,655 |
| Federal Disability Insurance Trust Fund | 25,048 | 25,657 | 26,195 |
| Limitation on Administrative Expenses | -579 | -372 | -372 |
| Hazardous Substance Superfund | 1,254 | 1,306 | 1,404 |
| Grants-in-aid for Airports (Airport and Airway Trust Fund) | 5,368 | 2,398 | 1,058 |
| Facilities and Equipment (Airport and Airway Trust Fund) | 1,801 | 1,654 | 600 |
| Federal-aid Highways | 45,992 | 51,242 | 52,305 |
| Miscellaneous Highway Trust Funds | 275 | 272 | 139 |
| Motor Carrier Safety Grants | 277 | 216 | 221 |
| Operations and Research (Highway Trust Fund) | 218 | 133 | 99 |
| Highway Traffic Safety Grants | 713 | 665 | 606 |
| Formula and Bus Grants | 6,673 | 8,179 | 11,062 |
| Civil Service Retirement and Disability Fund | 5,416 | 5,687 | 7,012 |
| National Service Life Insurance Fund | 1,427 | 1,400 | 1,358 |
| Foreign Military Sales Trust Fund | 59,923 | 59,923 | 59,923 |
| Military Retirement Fund | 3,530 | 3,530 | 3,530 |
| Armed Forces Retirement Home | 227 | 158 | 78 |
| Coastal Wetlands Restoration Trust Fund | 255 | 211 | 166 |
| Rivers and Harbors Contributed Funds | 214 | 255 | 296 |
| Railroad Social Security Equivalent Benefit Account | 560 | 573 | 594 |
| Rail Industry Pension Fund | 325 | 336 | 348 |
| Gifts and Contributions | 402 | 346 | 337 |
| Other | 1,342 | 1,188 | 1,117 |
| NON-REVOLVING TRUST FUNDS Subtotal..... | 255,941 | 262,162 | 267,518 |
| Surcharge Collections, Sales of Commissary Stores, Defense | 359 | 344 | 328 |
| Assessment Funds | 147 | 167 | 189 |
| Employees Life Insurance Fund | 359 | 159 | -130 |
| Employees and Retired Employees Health Benefits Funds | 2,509 | 2,467 | 2,409 |

TABLE 6

TRUST FUND OBLIGATED BALANCES, BY MAJOR FUNDS

(In millions of dollars)

| Description | Balances, end of year | | |
|---|-----------------------|------------------|------------------|
| | 2007 actual | 2008 estimate | 2009 estimate |
| Veterans Special Life Insurance Fund | 387 | 404 | 419 |
| Other | 37 | 28 | 20 |
| REVOLVING TRUST FUNDS Subtotal..... | 3,798 | 3,569 | 3,235 |
| TOTAL, TRUST FUND OBLIGATED BALANCES..... | 259,739 | 265,731 | 270,753 |

TABLE 7

TRUST FUND UNOBLIGATED BALANCES, BY AGENCY

(In millions of dollars)

| Department or other unit | Balances, end of year | | |
|---|-----------------------|------------------|------------------|
| | 2007 actual | 2008 estimate | 2009 estimate |
| Legislative Branch | 67 | 52 | 36 |
| Judicial Branch | 729 | 765 | 814 |
| Department of Agriculture | 372 | 318 | 292 |
| Department of Defense--Military | 92 | 91 | 91 |
| Department of Energy | 1 | 1 | 1 |
| Department of Health and Human Services | 102 | 102 | 102 |
| Department of Homeland Security | 48 | 27 | 27 |
| Department of Housing and Urban Development | 3 | | |
| Department of the Interior | 367 | 301 | 315 |
| Department of Justice | 49 | 60 | 68 |
| Department of Labor | 4 | 4 | 6 |
| Department of State | 81 | 81 | 81 |
| Department of Transportation | 41,167 | 37,097 | 23,422 |
| Department of the Treasury | 668 | 676 | 679 |
| Department of Veterans Affairs | 1,733 | 1,728 | 1,720 |
| Corps of Engineers-Civil Works | 510 | 492 | 470 |
| Other Defense Civil Programs | 65 | 67 | 71 |
| Environmental Protection Agency | 1,263 | 1,306 | 1,229 |
| General Services Administration | 3 | | |
| International Assistance Programs | 14 | 15 | 16 |
| National Aeronautics and Space Administration | 3 | 3 | 3 |
| National Science Foundation | 31 | | |
| Office of Personnel Management | 45,360 | 47,767 | 50,369 |
| Social Security Administration | 209 | 2 | 2 |
| Other Independent Agencies | 275 | 270 | 269 |
| TOTAL..... | 93,216 | 91,225 | 80,083 |

TABLE 8

TRUST FUND UNOBLIGATED BALANCES, BY MAJOR FUNDS

(In millions of dollars)

| Department or other unit | Balances, end of year | | |
|--|-----------------------|------------------|------------------|
| | 2007 actual | 2008 estimate | 2009 estimate |
| Judicial Survivors' Annuities Fund | 469 | 479 | 495 |
| Judicial Officers' Retirement Fund | 245 | 270 | 302 |
| Forest Service Trust Funds | 287 | 234 | 208 |
| Sport Fish Restoration | 166 | 164 | 147 |
| Limitation on Administrative Expenses | 209 | 2 | 2 |
| Hazardous Substance Superfund | 1,244 | 1,278 | 1,202 |
| Grants-in-aid for Airports (Airport and Airway Trust Fund) | 203 | 34 | 34 |
| Facilities and Equipment (Airport and Airway Trust Fund) | 1,038 | 995 | 421 |
| Federal-aid Highways | 35,726 | 32,163 | 20,845 |
| Miscellaneous Highway Trust Funds | 165 | | |
| Formula and Bus Grants | 3,818 | 3,814 | 2,067 |
| Coastal Wetlands Restoration Trust Fund | 152 | 175 | 194 |
| Rivers and Harbors Contributed Funds | 348 | 307 | 266 |
| Other | 1,465 | 1,220 | 1,210 |
| NON-REVOLVING TRUST FUNDS Subtotal..... | 45,535 | 41,135 | 27,393 |
| Assessment Funds | 668 | 676 | 679 |
| Employees Life Insurance Fund | 32,064 | 33,935 | 35,991 |
| Employees and Retired Employees Health Benefits Funds | 13,296 | 13,832 | 14,378 |
| Veterans Special Life Insurance Fund | 1,599 | 1,593 | 1,583 |
| Other | 54 | 54 | 59 |
| REVOLVING TRUST FUNDS Subtotal..... | 47,681 | 50,090 | 52,690 |
| TOTAL, TRUST FUND UNOBLIGATED BALANCES..... | 93,216 | 91,225 | 80,083 |

BRIDGE TABLE

Bridge Table for Trust Funds: From Unexpended Balances of Budget Authority to Cash Balances

Federal law designates certain accounts as trust funds. These accounts are authorized to do two things. First, trust funds are authorized to collect receipts or offsetting receipts that are earmarked for specific purposes. Second, trust funds are authorized to obligate or spend those receipts. The receipts or offsetting receipts are deposited in trust fund “receipt” accounts. The amounts authorized to be obligated or spent are credited to trust fund “expenditure” accounts.

Previous tables in this report provide information on the unexpended balances of “budget authority” that are in trust fund “expenditure” accounts as shown in the “Program and Financing” (P&F) schedule printed in the Appendix to the Budget.

TRUST FUND UNEXPENDED BALANCES OF BUDGET AUTHORITY

Trust fund balances of budget authority are derived from the information in the P&F schedule which is also known as MAX schedule P in the Budget database. Specifically, the unexpended balances in schedule P consist of balances from the following:

- Amounts appropriated;
- Offsetting collections credited to expenditure accounts; and
- Unfunded contract authority.

The first line in Table 9 presents the total trust fund unexpended balance of budget authority as presented in the previous trust tables in this report.

Balances of amounts *appropriated* represent cash balances. No further legal action is needed to obtain cash to liquidate obligations incurred against appropriations. Balances of offsetting collections credited to expenditure accounts also represent cash balances. Offsetting collections result from laws that authorize the crediting of certain collections of cash (generally from business-like transactions like the selling of stamps) directly to trust expenditure accounts.

Unfunded Contract Authority. In contrast, balances of unfunded contract authority do not represent cash balances. Unfunded contract authority results from laws that provide the authority to obligate the Federal government in *anticipation* of receiving cash at a later date to cover disbursements. The anticipated cash can take the form of an offsetting collection or an appropriation to liquidate the unfunded contract authority.

The line in Table 9 labeled “Sub-total, Unfunded Contract Authority” provides the amounts that must be subtracted from trust fund unexpended balances to get to the amount of trust fund cash balances in trust fund expenditure accounts.

Trust Fund Receipt Accounts. As a general rule, the amounts in trust fund receipt accounts are “cash” balances. The balances of trust fund receipts are derived from the information in the “Special and Trust Fund Receipts” (N) schedule.

TRUST FUND CASH BALANCES

The line in Table 9 labeled “Sub-total, Trust Fund Receipts” provides the additional amount that must be added to the amount of trust fund cash balances in trust fund expenditure accounts to reach the total trust fund cash balances.

TABLE 9 TRUST FUND BRIDGE FROM BALANCES OF BUDGET AUTHORITY TO CASH BALANCES

(In millions of dollars)

| Description | Balances, end of year | | |
|---|-----------------------|------------------|------------------|
| | 2007 actual | 2008 estimate | 2009 estimate |
| TRUST FUND UNEXPENDED BALANCES | 352,955 | 356,956 | 350,836 |
| Unfunded Contract Authority: | | | |
| Grants-in-aid for Airports (ATF) | -4,342 | 226 | 1,076 |
| Highway Trust Funds | -75,228 | -73,037 | -66,122 |
| Foreign Military Sales Trust Fund | -50,412 | -50,412 | -50,412 |
| Surcharge Collections, Commissary, Defense | -42 | -37 | -31 |
| Sub-total, unfunded contract authority | -130,024 | -123,260 | -115,489 |
| Cash balance in expenditure accounts | 222,931 | 233,696 | 235,347 |
| Trust Fund Unavailable Receipts: | | | |
| Airport and airway trust fund | 1,801 | 679 | 958 |
| Aquatic resources trust fund | 1,093 | 1,039 | 1,044 |
| Water resources trust funds | 3,889 | 4,511 | 5,447 |
| Scholarships and education funds | 1,464 | 1,699 | 1,867 |
| Federal disability insurance trust fund | 188,314 | 192,269 | 195,710 |
| Federal employee retirement funds | 710,956 | 743,082 | 775,696 |
| Federal hospital insurance trust fund | 290,036 | 293,657 | 303,183 |
| Federal old-age and survivors insurance | 1,919,390 | 2,105,872 | 2,304,063 |
| Federal supplementary medical insurance | 23,644 | 37,916 | 45,975 |
| Hazardous substance superfund | 273 | 176 | 146 |
| Highway trust funds | -3,445 | -14,273 | -23,908 |
| Leaking underground storage tank trust fund | 2,855 | 3,055 | 3,297 |
| Armed forces retirement funds | 212,562 | 245,044 | 280,912 |
| Oil spill liability trust funds | 814 | 903 | 986 |
| Railroad retirement trust funds | 33,067 | 35,014 | 34,892 |
| Unemployment trust funds | 73,882 | 83,280 | 92,712 |
| Vaccine improvement program trust fund | 2,610 | 2,806 | 2,869 |
| Veterans life insurance funds | 8,350 | 7,904 | 7,408 |
| Voluntary separation incentive fund | 548 | 490 | 428 |
| Other trust funds | -8,620 | -9,519 | -5,532 |
| Sub-total, trust fund unavailable receipts | 3,463,483 | 3,735,604 | 4,028,153 |
| TRUST FUND CASH BALANCES | 3,686,414 | 3,969,300 | 4,263,500 |

CREDIT REFORM – FINANCING ACCOUNTS

TABLE 10
CREDIT REFORM - FINANCING ACCOUNTS WITH UNOBLIGATED BALANCES

Under the Federal Credit Reform Act of 1990 (FCRA), new account structures were established for post-1991 direct loan obligations and loan guarantee commitments. All estimated subsidy costs for new direct loan obligations and loan guarantee commitments are recorded in accounts that are called “program” accounts. All cash flows for the direct loans and loan guarantees are recorded in separate non-budgetary financing accounts. The net cash flows for these transactions are recorded outside the budget totals as a means of financing the deficit. Hence, these accounts are called “financing” accounts. In other words, only the un-reimbursed costs of making or guaranteeing new loans --- the subsidy costs, on a net present value basis, and administrative expenses, on a cash basis --- are counted in the budget totals. The FCRA authorizes financing authority, which permits obligations to be incurred by financing accounts and is parallel to the concept of budget authority. This table presents the unobligated balances of financing authority in the credit financing accounts. The unobligated balances in the direct loan financing accounts are needed to repay the Department of Treasury for the amounts borrowed in the past to make loans. These balances also provide working capital to pay the costs of foreclosing, managing, and selling collateral due to default. The unobligated balances in the loan guarantee financing accounts are needed to pay interest subsidies, claims to lenders when a borrower of a Federal guaranteed loan is delinquent or in default, and to provide working capital to pay the costs of foreclosing, managing, and selling collateral due to default.

TABLE 10

CREDIT REFORM - FINANCING ACCOUNTS

| Description | Unobligated balances, end of year | | | | | |
|--|-----------------------------------|--------------|--------------|--------------|------------|------------|
| | (In millions of dollars) | | | (By percent) | | |
| | 2007 | 2008 | 2009 | 2007 | 2008 | 2009 |
| DIRECT LOAN UNOBLIGATED BALANCES: | | | | | | |
| Agricultural Credit Insurance Fund Direct Loan Financing Account | 1,515 | 1,357 | 1,506 | 2.5 | 2.7 | 3.3 |
| Rural Electrification and Telecommunications Direct Loan Financi | 142 | 0 | 0 | .2 | .0 | .0 |
| Rural Water and Waste Disposal Direct Loans Financing Account | 11 | 35 | 70 | .0 | .1 | .2 |
| Rural Housing Insurance Fund Direct Loan Financing Account | 104 | 139 | 220 | .2 | .3 | .5 |
| P.L. 480 Direct Credit Financing Account | 774 | 792 | 806 | 1.3 | 1.6 | 1.7 |
| Debt Reduction - Financing Account | 103 | 112 | 112 | .2 | .2 | .2 |
| Historically Black College and University Capital Financing Dire | 319 | 0 | 7 | .5 | .0 | .0 |
| Federal Direct Student Loan Program Financing Account | 3,563 | 0 | 0 | 5.9 | .0 | .0 |
| Disaster Assistance Direct Loan Financing Account | 131 | 4 | 4 | .2 | .0 | .0 |
| Disaster Direct Loan Financing Account | 1,862 | 0 | 89 | 3.1 | .0 | .2 |
| Debt Reduction Financing Account | 203 | 0 | 0 | .3 | .0 | .0 |
| Overseas Private Investment Corporation Direct Loan Financing Ac | 70 | 10 | 10 | .1 | .0 | .0 |
| Export-Import Bank Direct Loan Financing Account | 995 | 583 | 450 | 1.6 | 1.2 | 1.0 |
| Other | 226 | 66 | 93 | .4 | .1 | .2 |
| DIRECT LOAN UNOBLIGATED BALANCES Subtotal..... | 10,018 | 3,098 | 3,367 | 16.5 | 6.3 | 7.3 |
| LOAN GUARANTEE UNOBLIGATED BALANCES: | | | | | | |
| Agricultural Credit Insurance Fund Guaranteed Loan Financing Acc | 306 | 347 | 440 | .5 | .7 | 1.0 |
| Commodity Credit Corporation Export Guarantee Financing Account | 1,215 | 929 | 980 | 2.0 | 1.9 | 2.1 |
| Rural Housing Insurance Fund Guaranteed Loan Financing Account | 644 | 710 | 799 | 1.1 | 1.4 | 1.7 |
| Rural Business and Industry Guaranteed Loans Financing Account | 248 | 124 | 56 | .4 | .3 | .1 |
| Emergency Steel, Oil, and Gas Guaranteed Loan Financing Account | 54 | 55 | 56 | .1 | .1 | .1 |
| Health Education Assistance Loans Financing Account | 107 | 81 | 73 | .2 | .2 | .2 |
| Indian Guaranteed Loan Financing Account | 98 | 43 | 47 | .2 | .1 | .1 |

TABLE 10

CREDIT REFORM - FINANCING ACCOUNTS

| Description | Unobligated balances, end of year | | | | | |
|--|-----------------------------------|---------------|---------------|--------------|-------------|-------------|
| | (In millions of dollars) | | | (By percent) | | |
| | 2007 | 2008 | 2009 | 2007 | 2008 | 2009 |
| Federal Family Education Loan Program Financing Account | 33,230 | 26,785 | 23,112 | 54.7 | 54.2 | 50.0 |
| Title 17 Innovative Technology Guaranteed Loan Financing Account | 0 | 45 | 534 | .0 | .1 | 1.2 |
| Maritime Guaranteed Loan (title XI) Financing Account | 330 | 248 | 268 | .5 | .5 | .6 |
| Community Development Loan Guarantees Financing Account | 102 | 112 | 122 | .2 | .2 | .3 |
| FHA-general and Special Risk Guaranteed Loan Financing Account | 1,085 | 758 | 472 | 1.8 | 1.5 | 1.0 |
| FHA-mutual Mortgage Insurance Guaranteed Loan Financing Account | 2,988 | 7,030 | 6,239 | 4.9 | 14.2 | 13.5 |
| Guarantees of Mortgage-backed Securities Financing Account | 1,326 | 1,516 | 1,726 | 2.2 | 3.1 | 3.7 |
| Business Guaranteed Loan Financing Account | 2,804 | 1,448 | 1,271 | 4.6 | 2.9 | 2.7 |
| Housing Guaranteed Loan Financing Account | 2,965 | 3,398 | 3,846 | 4.9 | 6.9 | 8.3 |
| Loan Guarantees to Israel Financing Account | 1,243 | 1,317 | 1,430 | 2.0 | 2.7 | 3.1 |
| Development Credit Authority Guaranteed Loan Financing Account | 20 | 49 | 70 | .0 | .1 | .2 |
| Urban and Environmental Credit Guaranteed Loan Financing Account | 121 | 76 | 79 | .2 | .2 | .2 |
| Loan Guarantees to Egypt Financing Account | 178 | 172 | 180 | .3 | .3 | .4 |
| Overseas Private Investment Corporation Guaranteed Loan Financin | 659 | 286 | 406 | 1.1 | .6 | .9 |
| Export-Import Bank Guaranteed Loan Financing Account | 895 | 728 | 796 | 1.5 | 1.5 | 1.7 |
| Other | 123 | 93 | -113 | .2 | .2 | -.2 |
| LOAN GUARANTEE UNOBLIGATED BALANCES | 50,741 | 46,350 | 42,889 | 83.5 | 93.7 | 92.7 |
| TOTAL, DIRECT LOAN AND LOAN GUARANTEE BALANCES... | 60,759 | 49,448 | 46,256 | 100 | 100 | 100 |

EXECUTIVE OFFICE OF THE PRESIDENT
OFFICE OF MANAGEMENT AND BUDGET

WASHINGTON, D.C. 20503