



ENERGY STAR 2005

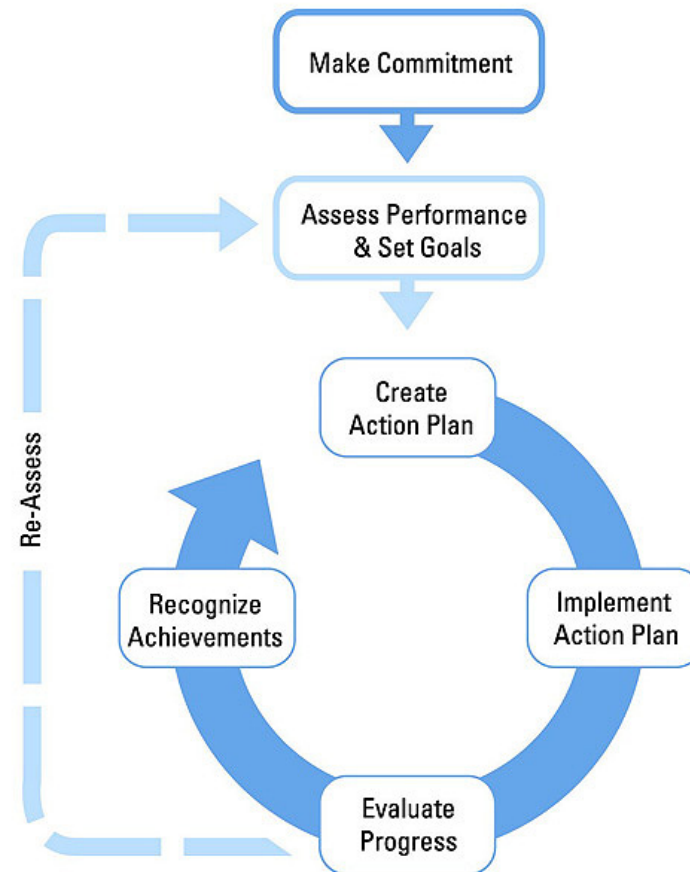
Program Update & Discussion

Web Conference
January 19, 2005

About The Web Conferences




- **Monthly**
- **Topics are structured on a strategic approach to energy management**
- **Help you continually improve energy performance**
- **Opportunity to share ideas with others**
- **Slides are a starting point for discussion**
- **Open & interactive**



Web Conference Tips



- Mute phone when listening! Improves sound quality for everyone.
- If slides are not advancing, hit reload button or close presentation window and press the launch button again.



Web Conference Tips



- Chat Feature



- Presentation slides will be sent by email to all participants following the web conference.
- Hold & Music – If your phone system has music-on-hold, please don't put the web conference on hold!



Today's Web Conference



- Welcome
- Jean Lupinacci – Overview of Achievements
- Cindy Jacobs – Commercial and Institutional Sectors
- Betsy Dutrow – Industrial Sector
- Questions & Discussion
- Announcements

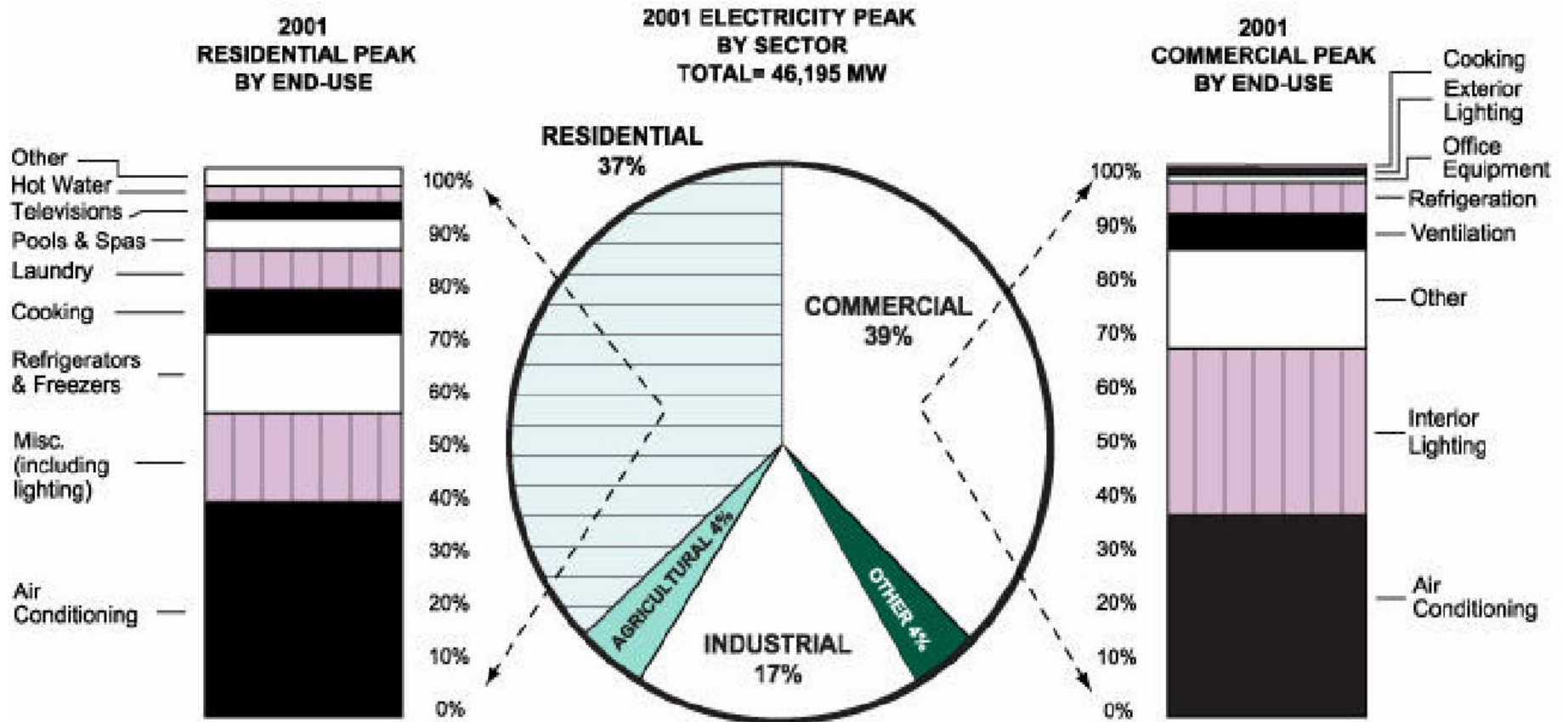
Current context for energy management



- Rising fuel and energy costs
- Environmental impacts of energy use
- Competitiveness



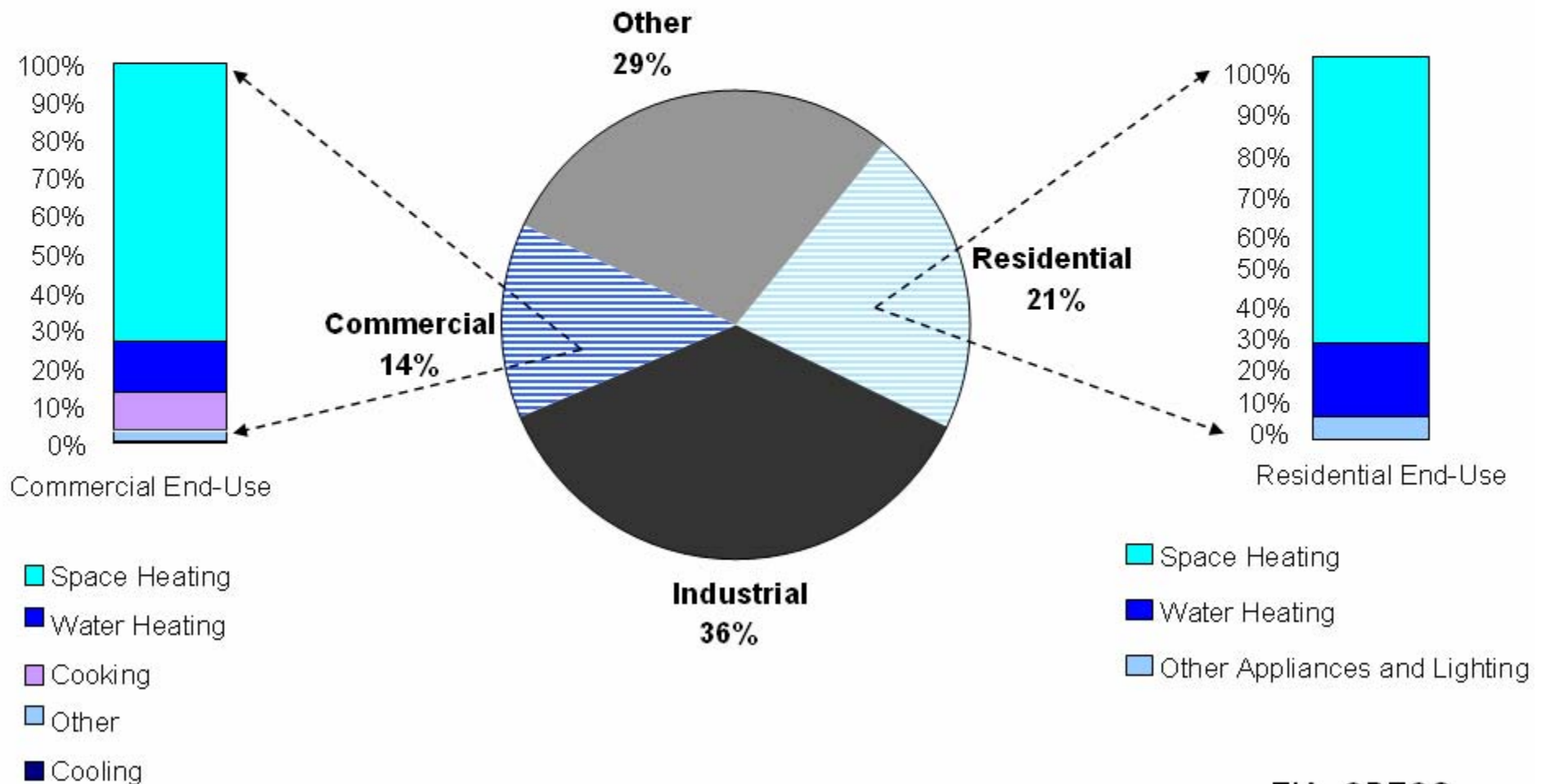
Peak Electricity and Buildings



Natural Gas Use and Buildings



Natural Gas Consumption by Sector



Importance of energy efficiency



- Cost savings – Americans spend over \$700 billion on energy
- Energy demand expected to climb 40% by 2025
- GHG emissions expected to climb as much as 60% by 2025
- 50% of projected national energy use and CO₂ emissions within the next 10 years will be from use of equipment

ENERGY STAR

2003 Program Results



ENERGY STAR Qualified Products, Building and Industrial Improvements:

- Over 27 million metric tons of greenhouse gas emissions (MMTCE) prevented
- 110 billion kWh and 20,000 MW peak power saved
- Prevented the equivalent GHG emissions of 18 million cars
- \$8 billion estimated in energy savings
- 56% of Americans recognize ENERGY STAR

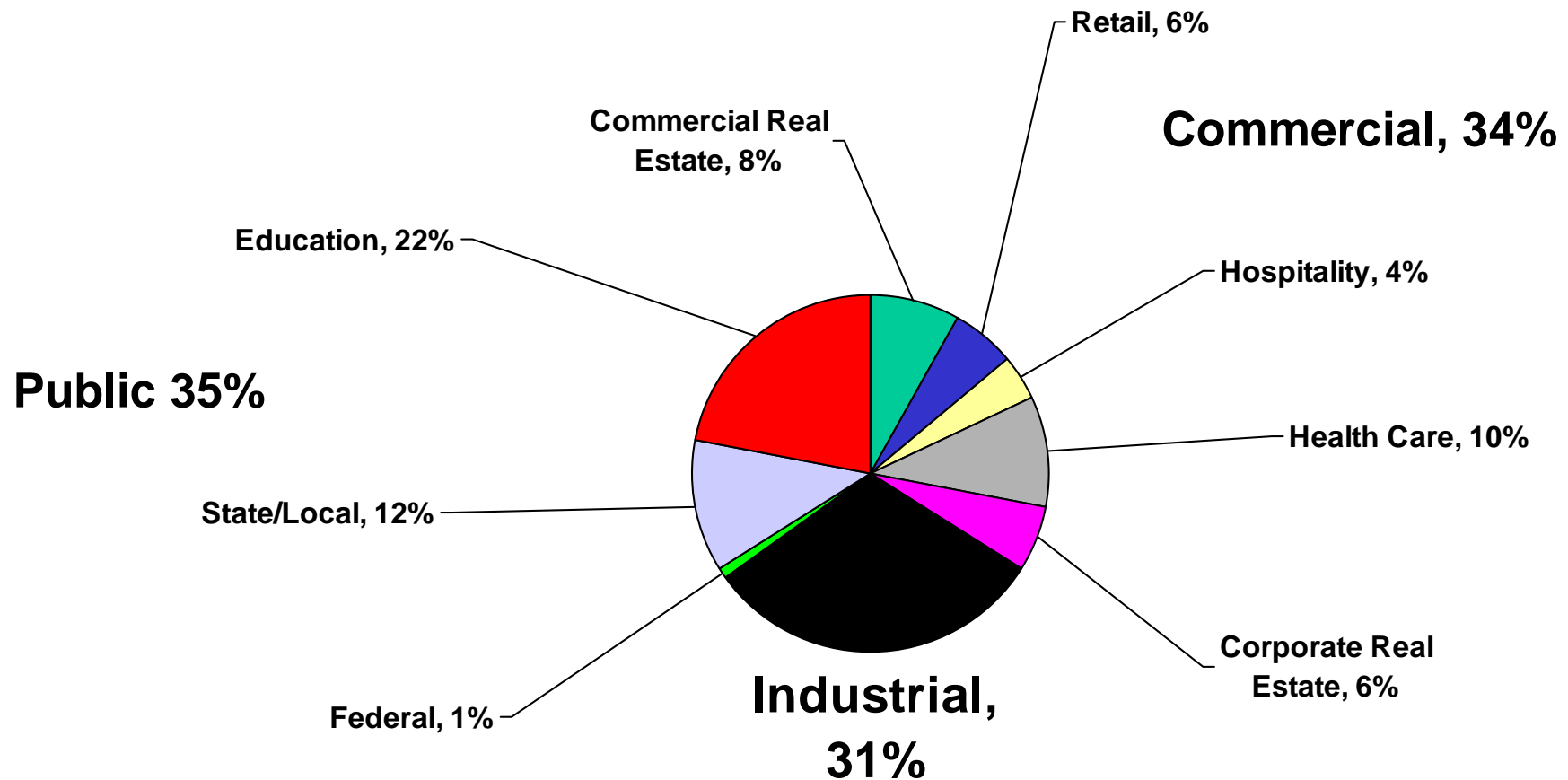
2004 Results



C & I Partners:

- Prevented over 17.8 million tons of greenhouse gas emissions (MMTCE), *estimated*
- Saved over 67.8 million MWh, *estimated*
- Include almost 1,500 commercial/public/ industrial organizations

Distribution of Partners by Sector



ENERGY STAR offers



- A clear pathway to strategically manage energy
- Specialized focuses on energy management for specific sectors
- Indicators of energy performance for buildings & manufacturing plants
- Support for implementing ENERGY STAR in your organization
- Networking with energy managers from all types of organizations
- Network of service and product providers

Recap of 2004



- Launched new recognition opportunities:
 - ENERGY STAR Leaders, for commercial & institutional partners
 - Designed to Earn ENERGY STAR, for architects and designers
- Released improved version of Portfolio Manager
- Continued work on new industrial plant Energy Performance Indicators
- Expanded communications resources
 - New commercial sector fact sheets
 - Energy awareness posters
- Introduced choice of cyan or bronze ENERGY STAR plaque
- Released Directory of Energy Efficiency Programs
- Successful pilots demonstrating energy data exchange between EPA Portfolio Manager and commercial web-based billing software

Key Themes for 2005



- Continue to improve and expand partner resources
- Promote partner achievements (e.g., through ENERGY STAR Leaders, annual awards, success stories, profiles, best practices, networking meetings)
- Raise awareness among large institutional investors of value of energy management
- Expand outreach and resources to additional commercial and industrial sectors
- Support sustainability and climate initiatives

Supporting Sustainability & Climate Initiatives



- Involvement with USGBC LEED Committee Discussions
- Participation in Business Roundtable Climate Resolve
- Climate Initiatives - Climate VISION
- GHG Protocols and Inventory Initiatives
 - Climate Leaders, 1605(b)



Commercial & Institutional Sectors News

Promoting standardized measurement tools



- ENERGY STAR Partners now represent about 13 billion square feet, or 19% of commercial buildings
- Over 21,000 have been evaluated in Portfolio Manager:
 - 21% of offices (general)
 - <1% of offices (bank branch)
 - 3% of offices (courthouse)
 - 20% of offices (financial center)
 - 13% of schools
 - 21% of supermarkets
 - 34 % of hospitals
 - 9% of hotels
 - <1% of warehouses/storage
 - 1% of dormitories
 - 1% of medical offices
- 397 million square feet labeled

Where is benchmarking occurring?



Number of Buildings Benchmarked, by type

- Schools, 8,487 (39%)
- Office, 8,149 (38%)
- Supermarkets, 2,463 (11%)
- Hotels, 1,027 (5%)
- Hospitals, 1,000 (5%)
- Dormitories, 123 (1%)
- Medical offices, 74 (<1%)
- Office/Financial Centers, 65 (<1%)
- Warehouses, 52 (<1%)
- Office/Courthouses, 42 (<1%)
- Office/Bank Branches, 32 (<1%)

Cumulative Total to Date = 21,514

ENERGY STAR Leaders



- Currently available for partners who can use EPA's rating system for most of their facilities
- Recognition for 10, 20, and 30 point portfolio-wide improvements, and 75 average
- ENERGY STAR is exploring ways to distinguish leadership within other sectors

ENERGY STAR Leaders



- 75 Average
 - Granite Properties
 - Columbus Hospitality
 - Cambridge Savings Bank
 - Food Lion
 - Giant Eagle, Inc
 - HE Butt Grocery Co
 - USAA Real Estate Co
 - Douglas, Emmett & Co
- 10 Point Improvement
 - Colorado Springs School District 11
 - The Vanguard Group
 - Rochester City School District
 - New York Presbyterian Hospital
 - South Colonie Central School District
- 20 Point Improvement
 - Cambridge Savings Bank
- 100% Baseline
 - Academy School District 20
 - Muskogee Public Schools
 - Glenborough Realty Trust, Inc.
 - Saunders Hotel Group
 - The World Bank
 - Parkway Properties, L.P.
 - The Hartford
 - Galena Park School District
 - Arden Realty
 - Salem-Keizer Public Schools

...And Growing!

Portfolio Manager



- New features to help you manage energy
 - Portfolio-wide or group average
 - Tracking change over time - coming in February
 - Sharing data for multiple facilities at a time – coming in February
 - Graphing capability – coming soon
- Streamlining ENERGY STAR Leaders application process

New way to access the ENERGY STAR rating system



- Through energy information vendors
 - Automated benchmarking
 - Energy information vendors can deliver the ENERGY STAR rating system directly through their own products and services to you
 - Pilot has demonstrated capability; development of full-scale offering underway
- Most helpful for organizations that outsource energy billing, tracking and information management
- Publicly available Summer 2005



Industrial Sector News

Industrial partners - look what you've achieved!



2003 Emissions Prevented	2004 Emissions Prevented	Equivalent to
4.0 MMTCe*	4.0 MMTCe**	Operating over 2,800,000 zero emission cars for a year OR planting 4 million acres of trees

**million metric tons of carbon equivalents*

***based on preliminary data*

Networking



- In-person meeting - October 2005
plan to join us in Washington, DC!



- Monthly “Web Conferences”
 - every 3rd Wednesday

Industrial Focuses



Focuses provide:

- An energy forum within an industry
- Plant Energy performance indicators, EPIs
- Energy guides
- Consideration of barriers to energy efficiency and a plan of address

Focus Industries



Industry	EPI	Energy Guide	Annual Meeting
Vehicle Assembly	Yes	Yes	Yes – 4 th
Beer	Draft	Yes	1 st held
Corn Refining	Yes	Yes	Yes – 3 rd
Cement	Yes	Yes	Yes – 2 nd
Pharmaceutical	Under development	Underway	Planned
Petroleum	Researching	Underway	Planned
Glass	'05 planning	'05 planning	'06 planning
Food Processing	'05 – '06 planned	'05 planned	'06 planning

New things to look for in 2005



- **New focus industries to be introduced**
 - Glass
 - Food processing, fruit and vegetable canning
 - Coordination with regional energy efficiency groups
- **New resources to support energy managers**
 - co-branded outreach materials for energy managers
 - energy awareness series
 - Earth Day/Energy Awareness Month
 - Energy Management Assessment Matrix on-line
- **ENERGY STAR labels for industrial plants with viable EPIs - under study**
- **CEO Energy Leadership Forum**

Important Events/Announcements



- List of ENERGY STAR Buildings – early 2005
- Annual Awards Ceremony
 - March 15, 2005 in Washington, DC
 - Register now; visit www.energystar.gov
- ENERGY STAR Leaders Recognition – October 2005



Questions & Comments



Thank you for participating!