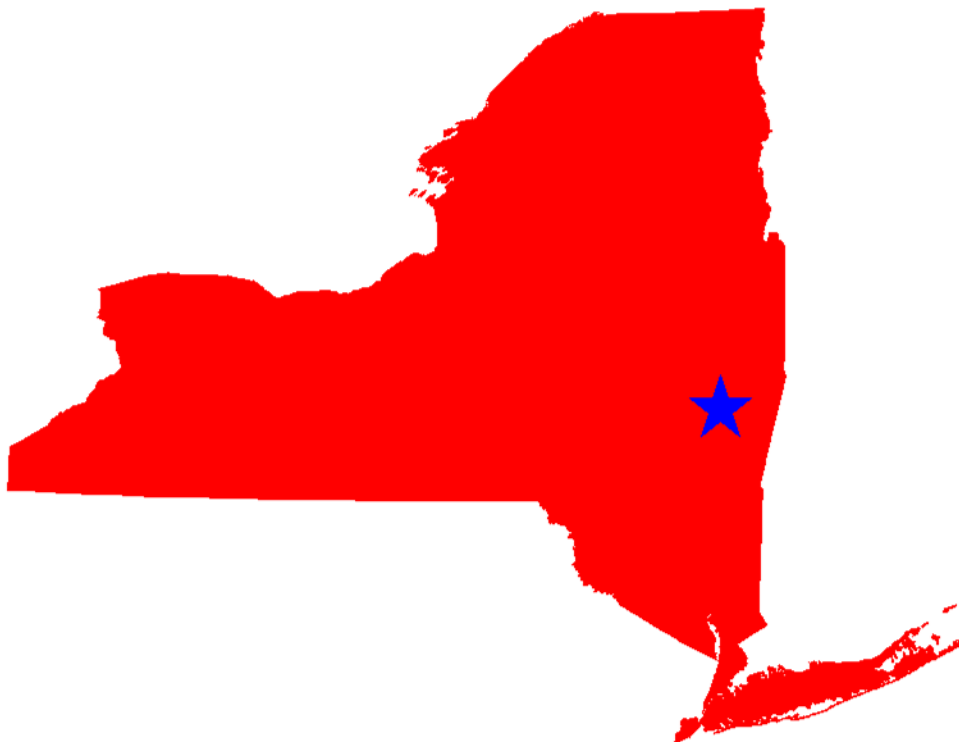




2006 Traffic Fatalities in Alcohol-Impaired-Driving Crashes* New York

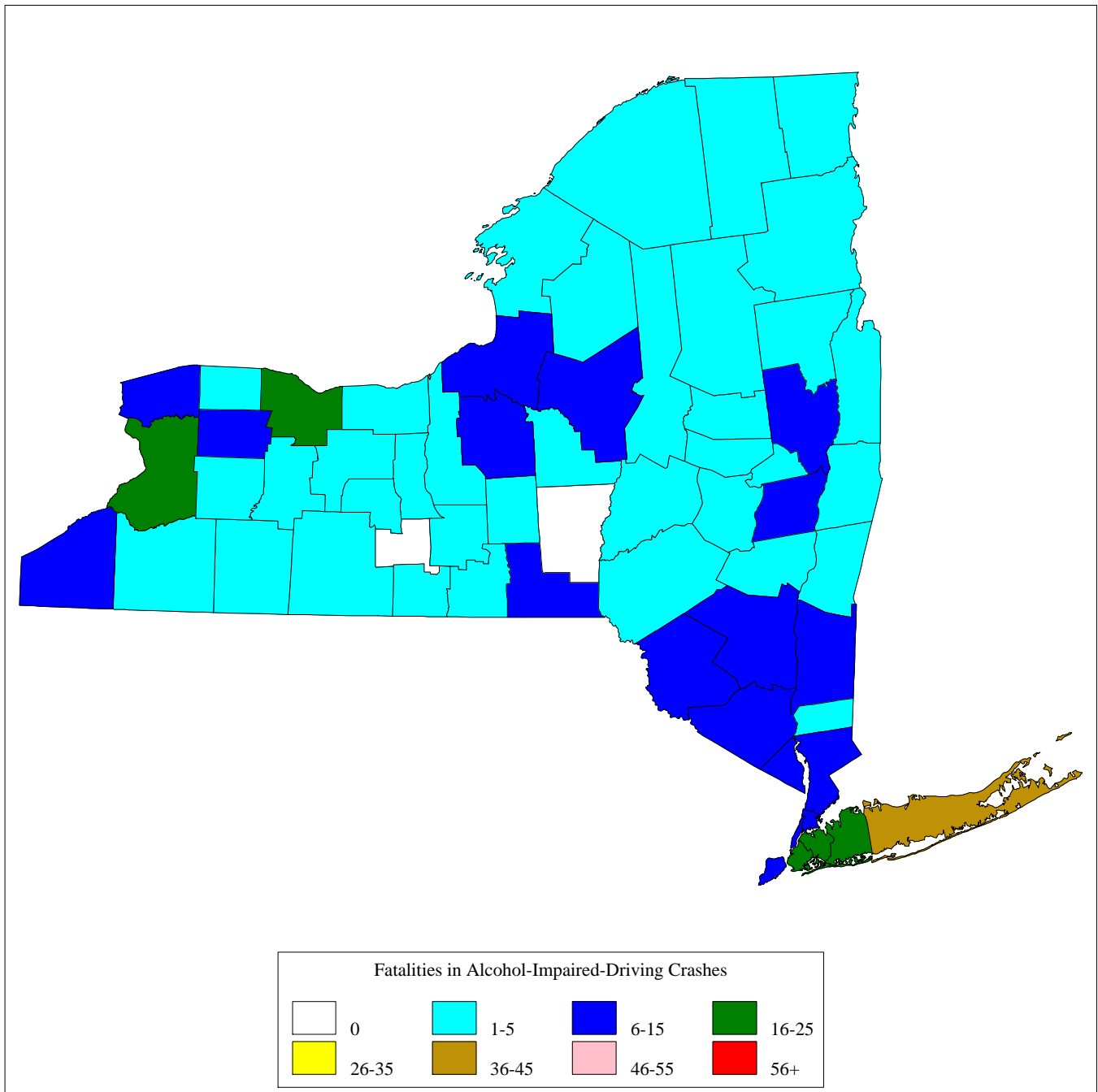


This Report Contains Data From the Following Sources:
Fatality Data - NCSA Fatality Analysis Reporting System (FARS) 2006 Annual Report File (ARF)
Population Data - U.S. Bureau of the Census

* Drivers are considered to be alcohol-impaired when their blood alcohol concentration (BAC) is .08 grams per deciliter (g/dL) or higher. Thus, any fatality occurring in a crash involving a driver with a BAC of .08 or higher is considered to be an alcohol-impaired-driving fatality. "Driver" refers to the operator of any motor vehicle, including a motorcycle

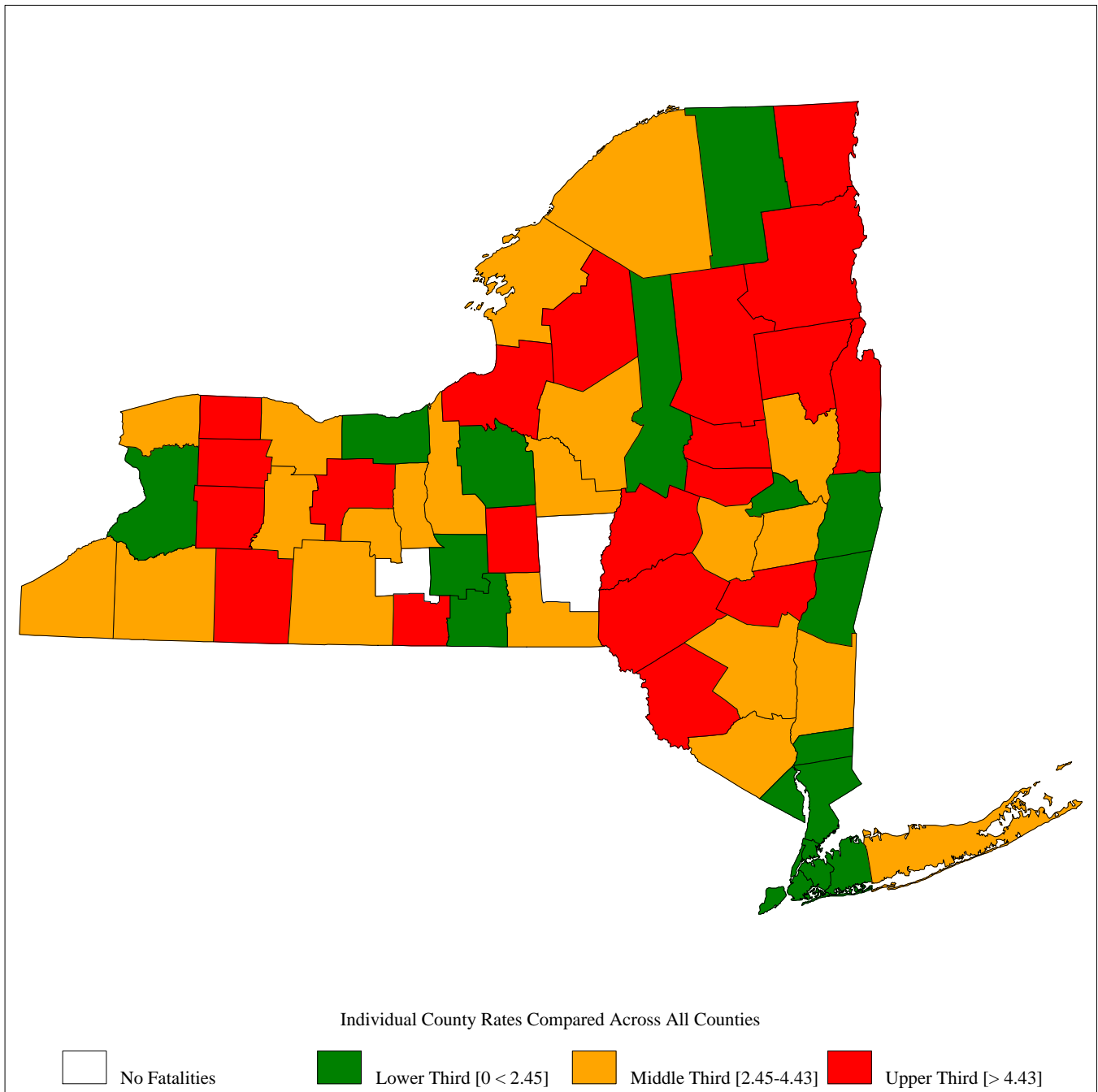


2006 New York Traffic Fatalities in Alcohol-Impaired-Driving Crashes, by County
Total Fatalities in Alcohol-Impaired-Driving Crashes = 397





2006 New York Traffic Fatalities in Alcohol-Impaired-Driving Crashes, by County, per 100,000 Population
as Compared to Rates for all Counties in New York
State Rate = 2.06





2006 New York Traffic Fatalities in Alcohol-Impaired-Driving Crashes, by County

* Alcohol-Impaired-Driving Fatalities are Estimates, thus the Sum of the Individual Counties May Not Equal the State Total Due to Rounding

** Weekday=6:00AM Monday thru 5:59PM Friday and Weekend=6:00PM Friday thru 5:59AM Monday

*** The Table Only Shows Counties With at Least 1 Fatality With a Known Time and Day-of-Week. All Other Fatalities Are Excluded

County	2006			
	Weekday**		Weekend**	
	6pm-Midnight	Midnight-6pm	6pm-Midnight	Midnight-6pm
Albany County	2	2	4	3
Allegany County	0	0	2	1
Bronx County	2	1	8	1
Broome County	4	1	1	1
Cattaraugus County	1	0	1	0
Cayuga County	1	0	1	1
Chautauqua County	1	1	3	0
Chemung County	1	1	3	0
Clinton County	1	1	2	0
Cortland County	0	1	1	2
Delaware County	2	0	1	0
Dutchess County	3	1	4	0
Erie County	9	3	7	4
Essex County	1	1	1	0
Franklin County	1	0	0	0
Fulton County	1	0	2	0
Genesee County	5	2	0	0
Greene County	2	1	0	0
Hamilton County	0	0	1	0
Herkimer County	1	0	0	0
Jefferson County	0	0	2	1
Kings County	2	3	9	5
Lewis County	2	0	2	0
Livingston County	0	2	0	0
Madison County	1	0	1	1
Monroe County	6	3	6	6

(Continued)

County	2006			
	Weekday**		Weekend**	
	6pm-Midnight	Midnight-6pm	6pm-Midnight	Midnight-6pm
Montgomery County	0	1	0	2
Nassau County	7	2	5	4
New York County	5	1	7	1
Niagara County	0	2	3	1
Oneida County	5	1	2	0
Onondaga County	4	1	3	0
Ontario County	2	1	0	1
Orange County	6	3	2	1
Orleans County	1	0	1	0
Oswego County	0	2	2	2
Otsego County	2	1	2	0
Putnam County	0	0	2	0
Queens County	12	4	6	2
Rensselaer County	0	0	1	0
Richmond County	5	1	4	0
Rockland County	2	1	3	2
Saratoga County	4	2	2	1
Schenectady County	0	1	1	0
Schoharie County	0	1	0	0
Seneca County	0	0	0	1
St. Lawrence County	3	0	1	0
Steuben County	1	1	2	0
Suffolk County	14	7	15	6
Sullivan County	3	3	2	0
Tioga County	1	0	1	0
Tompkins County	1	1	0	0
Ulster County	2	2	1	2
Warren County	2	0	0	1
Washington County	3	0	0	0
Wayne County	0	0	1	0
Westchester County	4	1	6	2
Wyoming County	0	2	0	1
Yates County	0	1	0	0
State Total*	135	67	137	58