




U.S. Department of Transportation



National Highway Traffic Safety Administration  
National Center for Statistics and Analysis

## 2006 Traffic Fatalities in Alcohol-Impaired-Driving Crashes\* Mississippi

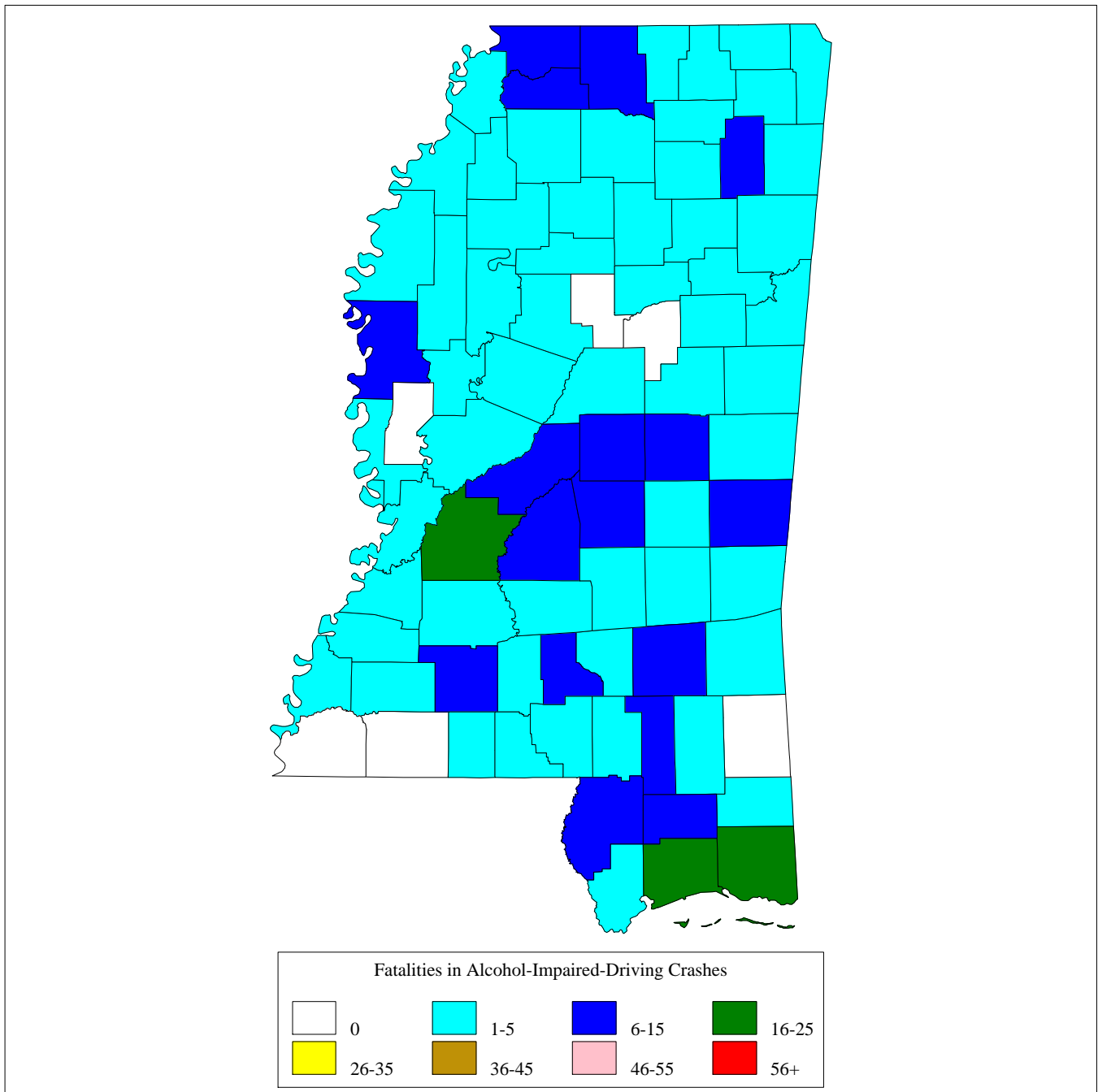


This Report Contains Data From the Following Sources:  
Fatality Data - NCSA Fatality Analysis Reporting System (FARS) 2006 Annual Report File (ARF)  
Population Data - U.S. Bureau of the Census

\* Drivers are considered to be alcohol-impaired when their blood alcohol concentration (BAC) is .08 grams per deciliter (g/dL) or higher. Thus, any fatality occurring in a crash involving a driver with a BAC of .08 or higher is considered to be an alcohol-impaired-driving fatality. "Driver" refers to the operator of any motor vehicle, including a motorcycle

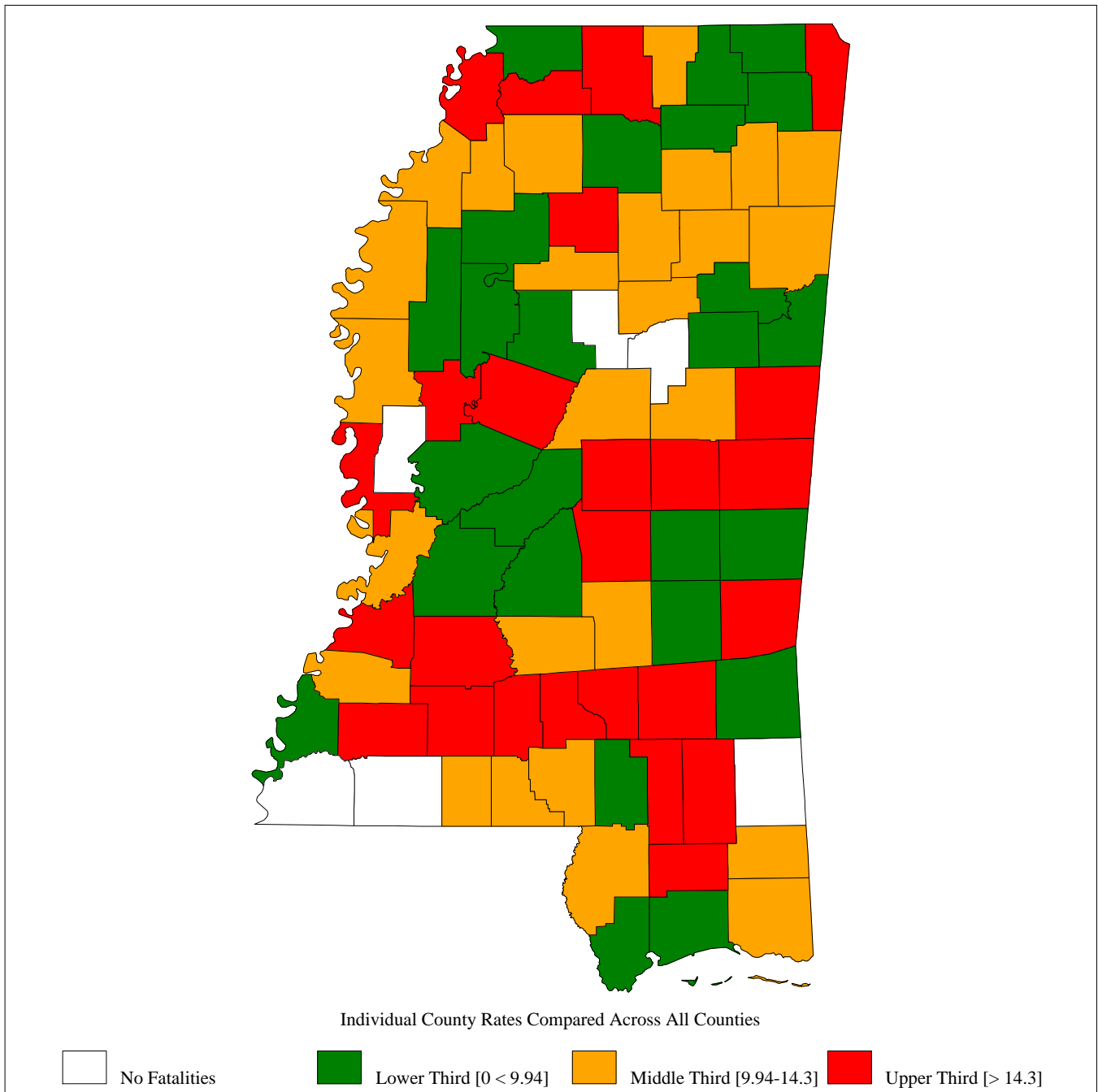


2006 Mississippi Traffic Fatalities in Alcohol-Impaired-Driving Crashes, by County  
Total Fatalities in Alcohol-Impaired-Driving Crashes = 320





2006 Mississippi Traffic Fatalities in Alcohol-Impaired-Driving Crashes, by County, per 100,000 Population  
as Compared to Rates for all Counties in Mississippi  
State Rate = 10.99





### 2006 Mississippi Traffic Fatalities in Alcohol-Impaired-Driving Crashes, by County

\* Alcohol-Impaired-Driving Fatalities are Estimates, thus the Sum of the Individual Counties May Not Equal the State Total Due to Rounding

\*\* Weekday=6:00AM Monday thru 5:59PM Friday and Weekend=6:00PM Friday thru 5:59AM Monday

\*\*\* The Table Only Shows Counties With at Least 1 Fatality With a Known Time and Day-of-Week. All Other Fatalities Are Excluded

County	2006			
	Weekday**		Weekend**	
	6pm-Midnight	Midnight-6pm	6pm-Midnight	Midnight-6pm
Adams County	0	0	1	0
Attala County	0	1	0	1
Benton County	0	0	1	0
Bolivar County	3	0	1	1
Calhoun County	1	0	0	1
Carroll County	1	0	0	0
Chickasaw County	1	0	0	1
Claiborne County	1	0	1	0
Clarke County	2	0	1	0
Clay County	1	0	0	0
Coahoma County	0	0	1	2
Copiah County	4	0	1	0
Covington County	1	1	1	2
DeSoto County	2	3	1	4
Forrest County	4	1	4	2
Franklin County	2	0	0	0
George County	0	1	1	0
Grenada County	0	0	2	1
Hancock County	1	1	0	0
Harrison County	2	4	7	3
Hinds County	5	3	7	3
Holmes County	1	1	1	1
Humphreys County	1	0	1	1
Issaquena County	0	0	1	0
Itawamba County	0	1	1	0
Jackson County	5	1	7	5

(Continued)

County	2006			
	Weekday**		Weekend**	
	6pm-Midnight	Midnight-6pm	6pm-Midnight	Midnight-6pm
Jasper County	1	0	0	0
Jefferson County	0	1	0	0
Jefferson Davis County	3	1	1	1
Jones County	1	4	4	2
Kemper County	0	0	1	0
Lafayette County	0	0	3	0
Lamar County	1	1	0	1
Lauderdale County	1	0	4	1
Lawrence County	1	0	0	1
Leake County	1	1	2	4
Lee County	3	0	1	3
Leflore County	1	0	0	1
Lincoln County	4	0	1	2
Lowndes County	0	1	3	0
Madison County	2	0	1	5
Marion County	0	0	1	1
Marshall County	1	3	9	1
Monroe County	2	1	1	1
Neshoba County	2	0	4	3
Newton County	1	1	0	0
Noxubee County	1	0	1	0
Oktibbeha County	1	0	0	1
Panola County	0	1	4	1
Pearl River County	2	1	4	2
Perry County	1	2	0	0
Pike County	1	1	1	2
Pontotoc County	2	1	1	0
Quitman County	1	0	0	0
Rankin County	2	2	5	2
Scott County	1	1	3	1
Simpson County	0	1	2	1
Smith County	0	0	0	2
Stone County	6	0	0	1
Sunflower County	0	0	1	0
Tallahatchie County	0	1	0	0

(Continued)

County	2006			
	Weekday**		Weekend**	
	6pm-Midnight	Midnight-6pm	6pm-Midnight	Midnight-6pm
Tate County	2	2	1	3
Tippah County	1	0	1	0
Tishomingo County	0	1	1	1
Tunica County	2	0	0	1
Walthall County	2	0	0	0
Warren County	1	1	2	1
Washington County	0	2	1	2
Wayne County	0	0	1	1
Webster County	0	0	1	0
Winston County	0	0	1	2
Yalobusha County	1	1	1	1
Yazoo County	0	1	0	0
<b>_State Total_*</b>	86	51	108	75