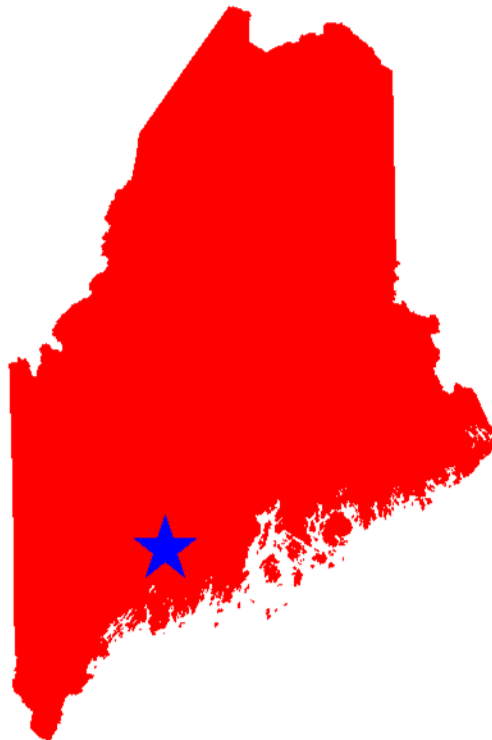




## 2006 Traffic Fatalities in Alcohol-Impaired-Driving Crashes\* Maine

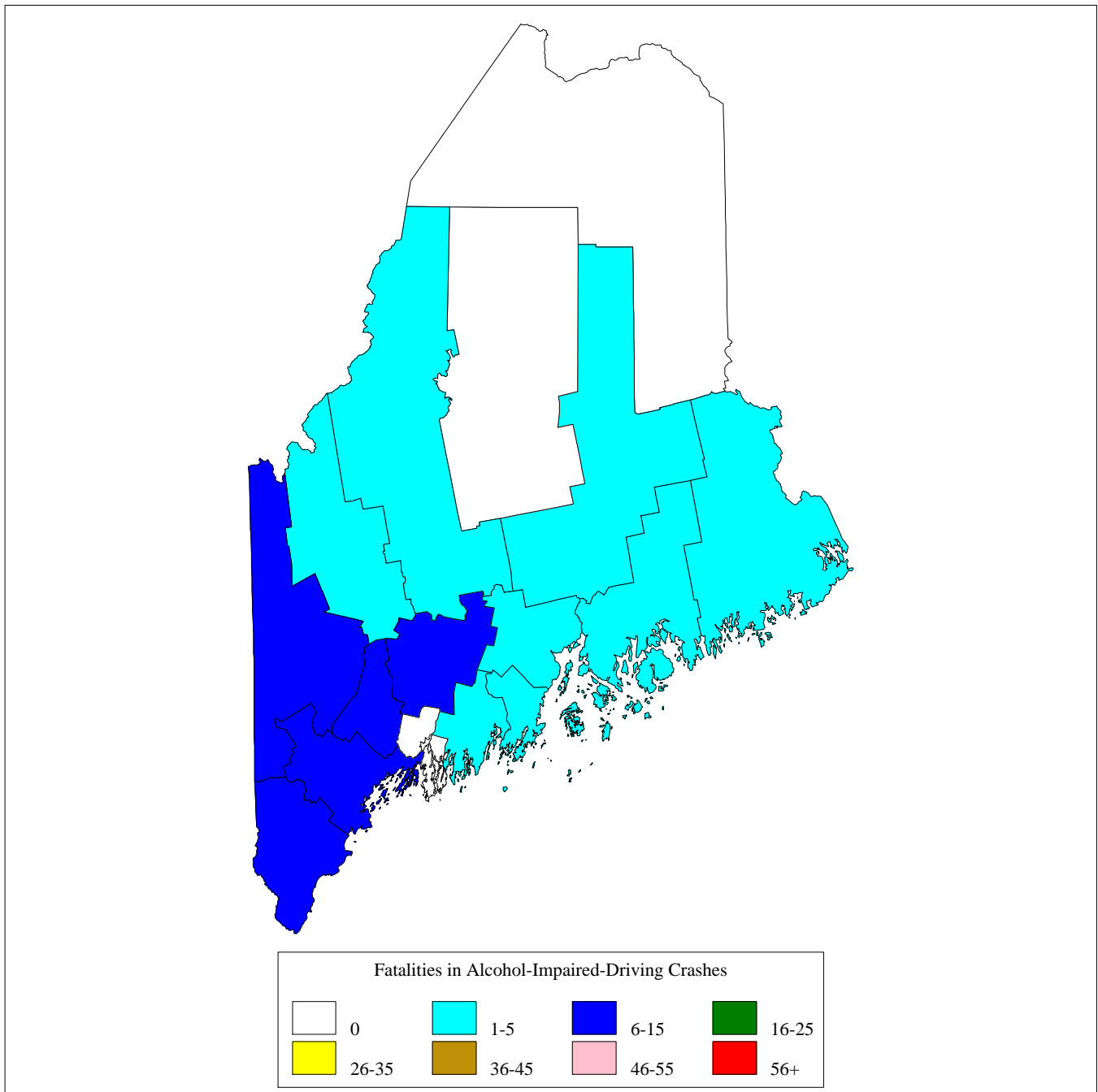


This Report Contains Data From the Following Sources:  
Fatality Data - NCSA Fatality Analysis Reporting System (FARS) 2006 Annual Report File (ARF)  
Population Data - U.S. Bureau of the Census

\* Drivers are considered to be alcohol-impaired when their blood alcohol concentration (BAC) is .08 grams per deciliter (g/dL) or higher. Thus, any fatality occurring in a crash involving a driver with a BAC of .08 or higher is considered to be an alcohol-impaired-driving fatality. "Driver" refers to the operator of any motor vehicle, including a motorcycle

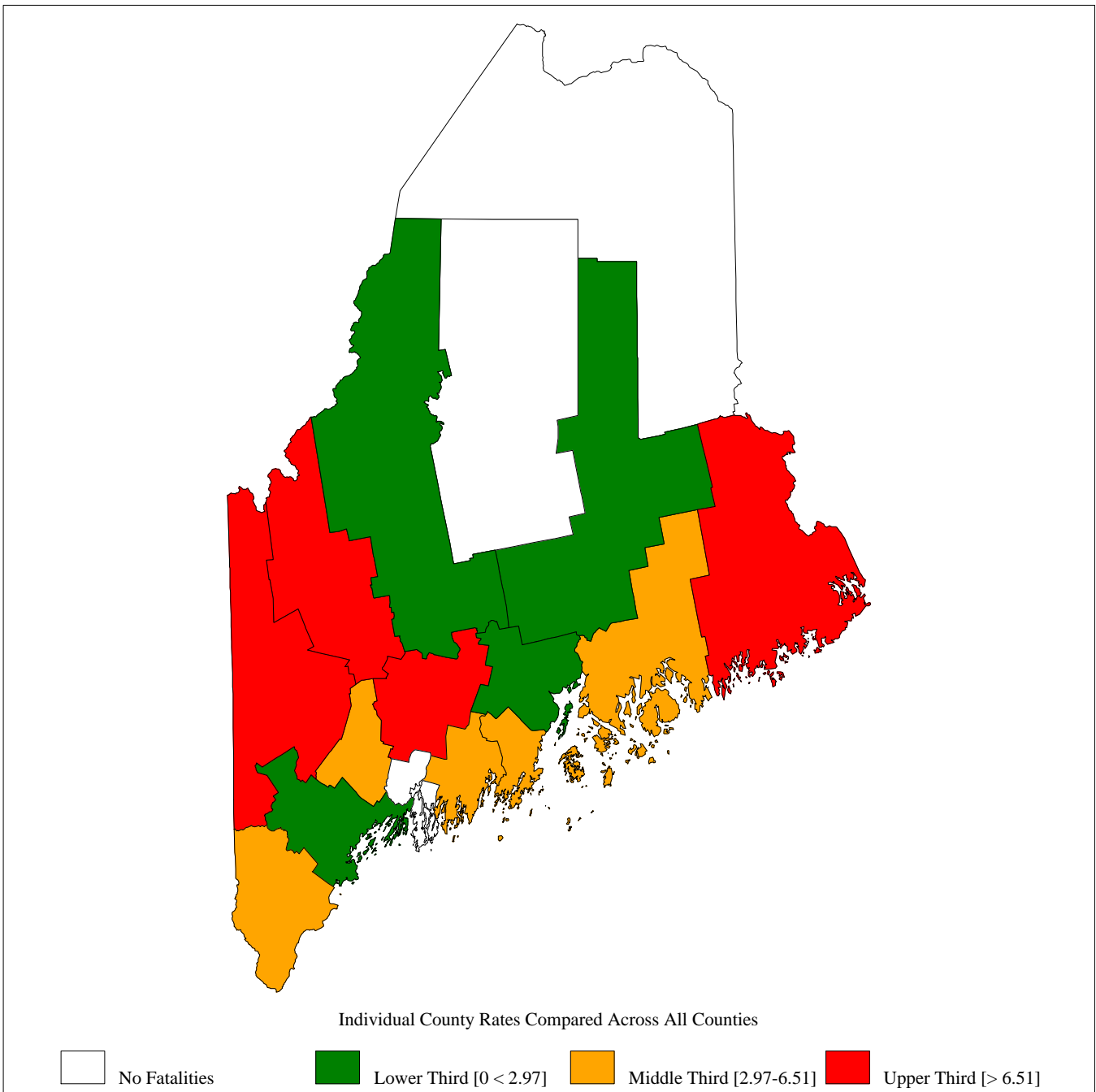


2006 Maine Traffic Fatalities in Alcohol-Impaired-Driving Crashes, by County  
Total Fatalities in Alcohol-Impaired-Driving Crashes = 51





2006 Maine Traffic Fatalities in Alcohol-Impaired-Driving Crashes, by County, per 100,000 Population  
as Compared to Rates for all Counties in Maine  
State Rate = 3.86





### 2006 Maine Traffic Fatalities in Alcohol-Impaired-Driving Crashes, by County

\* Alcohol-Impaired-Driving Fatalities are Estimates, thus the Sum of the Individual Counties May Not Equal the State Total Due to Rounding

\*\* Weekday=6:00AM Monday thru 5:59PM Friday and Weekend=6:00PM Friday thru 5:59AM Monday

\*\*\* The Table Only Shows Counties With at Least 1 Fatality With a Known Time and Day-of-Week. All Other Fatalities Are Excluded

County	2006			
	Weekday**		Weekend**	
	6pm-Midnight	Midnight-6pm	6pm-Midnight	Midnight-6pm
Androscoggin County	0	0	7	0
Cumberland County	0	1	2	4
Franklin County	0	0	2	1
Hancock County	1	1	1	0
Kennebec County	3	1	2	2
Knox County	0	0	2	0
Lincoln County	0	1	1	0
Oxford County	2	1	1	2
Penobscot County	2	1	1	0
Somerset County	0	0	0	1
Waldo County	1	0	0	0
Washington County	0	1	1	1
York County	2	1	0	3
<b>_State Total_*</b>	10	8	19	14