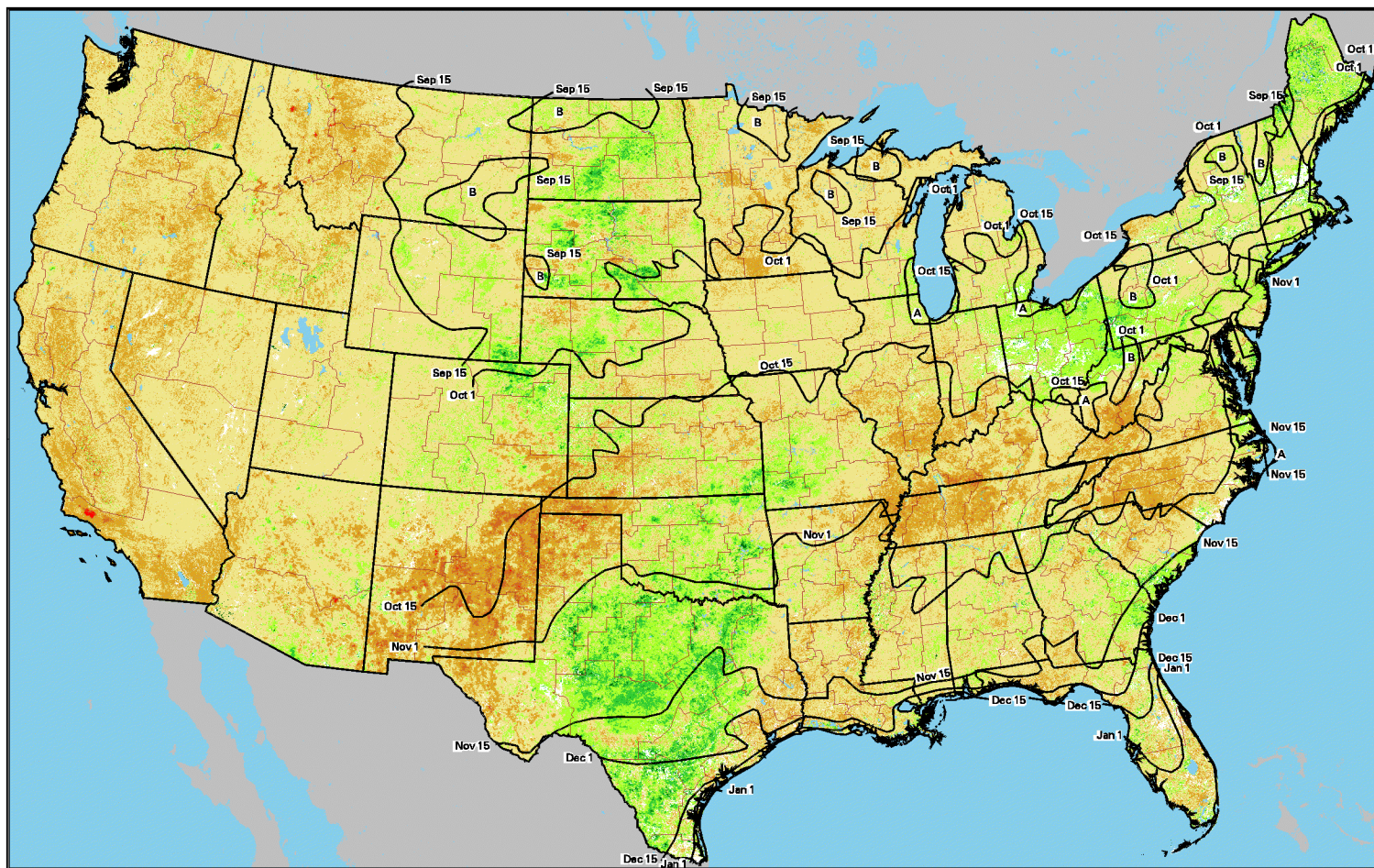


Vegetation Condition Percent Change: 2007 ÷ 2006

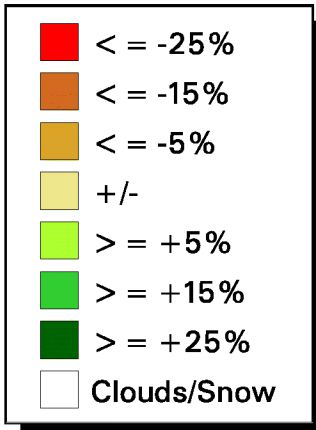
Average Dates of First Fall Freeze (32°F)

Period 36 (8/21 - 9/3)

No Water Vapor
Correction Applied



Percent Change



— Agricultural Statistics Districts

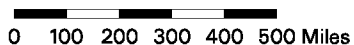
— Frost Isotherms

1:15,000,000

Original Imagery: NOAA-17 AVHRR
Resolution: 1 Kilometer
Composite Imagery: USGS EROS Data Center
Questions email: hq_rdd_glb@nass.usda.gov

For Additional Images Please See:
<http://www.nass.usda.gov/research>
To Download Raw Images:
<http://www.nass.usda.gov/research/avhrr/scene-ftp/>

A = Freeze Occurs After Specified Dates
B = Freeze Occurs Before Specified Dates



Co-operative Station Data 1951-1980
Data Source: National Climatic Data Center
Weather Analysis By Joint Agricultural Weather Facility (NOAA/USDA)

