

PCBs

Workgroup Chairs:

Tony Martig, U.S.EPA

Ken De, Environment Canada

May 17, 2006

PCB Challenge Goals

Canada

- Seek a 90% reduction of high-level PCBs (>10,000 ppm) by 2000
- Accelerate destruction of stored high-level PCB wastes

United States

- Seek a 90% national reduction of high-level PCBs (>500 ppm) by 2006
- Ensure proper management and disposal of PCBs removed from use

Progress Toward the Challenge Goals

Canadian Accomplishments

- In Ontario as of April 2005, an 89% of high level PCBs in storage have been destroyed (about 2741 tons remaining) since 1993. Likely to meet 90% challenge by 2006.
- Approximately 70% reduction of high level PCBs in service (about 3000 net tons remaining). For PCBs that are still in service, it is unlikely that the 90% reduction target will be met.
- Less than 400 sites (both federal and private) are remaining, down from 1529 in 1993.

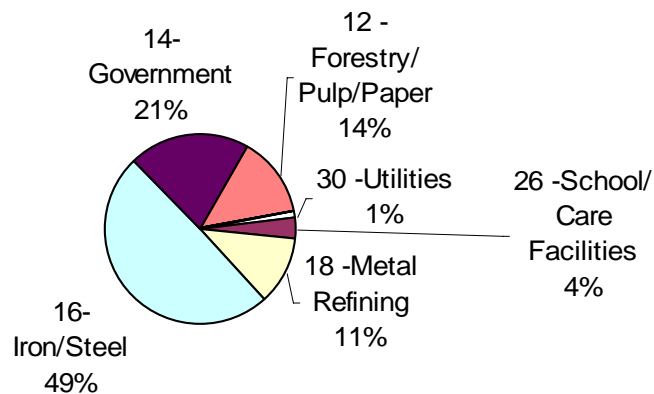
Canadian Accomplishments

Initiatives to gather up-to date PCB inventory

- During Aug-Nov 2005, over 1000 letters mailed out to priority sectors
- 342 Inventory Update rec'vd, mostly Canada Post returns, 162 claims to be PCB Free
 - ◆ Steel
 - ◆ Sensitive Areas (Schools, Colleges, Universities, Health Care & Hospitals)
 - ◆ Pulp and Paper
 - ◆ Utilities
 - ◆ Metals and Metal refining
 - ◆ Met with Dofasco and Stelco (two major steel producers in Ontario)
 - ◆ Will continue to follow-up with major PCB users

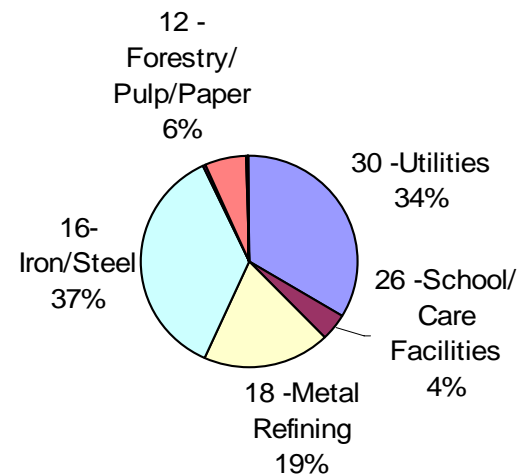
High Level PCB In Storage & In Use In Ontario

High-Level PCB In Storage



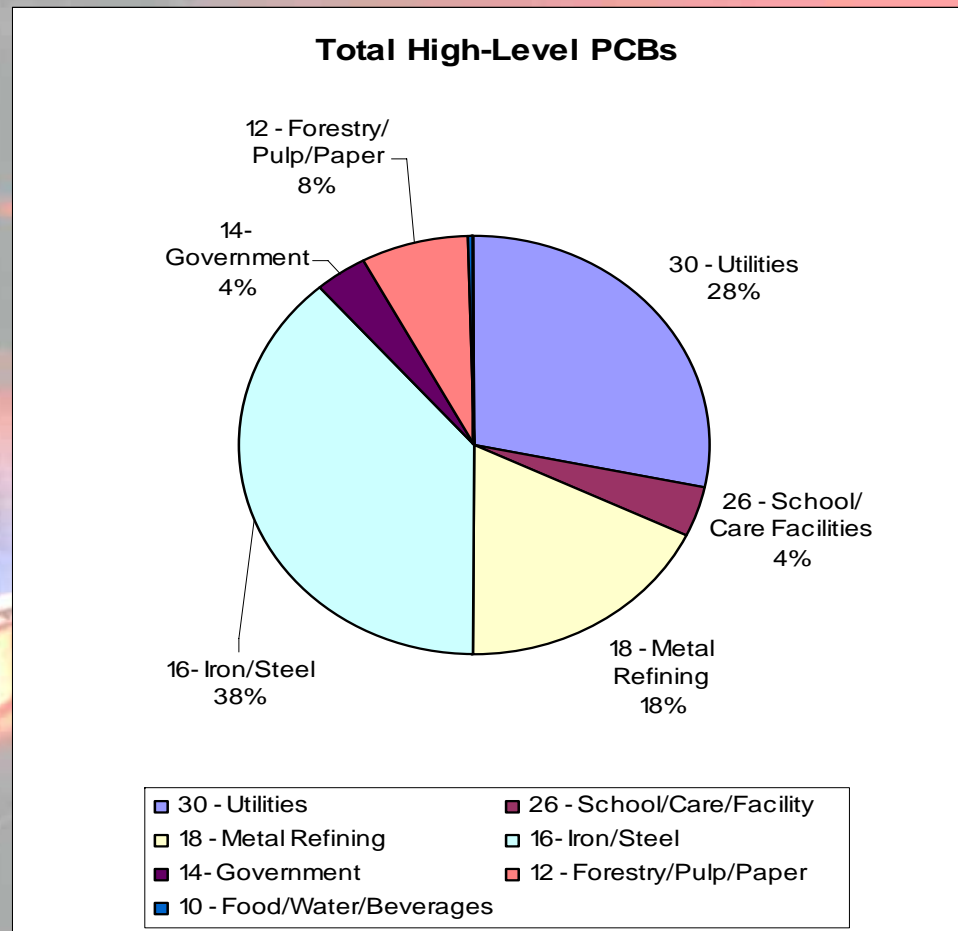
■ 26 - School/Care/Facility	□ 18 - Metal Refining
□ 16 - Iron/Steel	■ 14 - Government
■ 12 - Forestry/Pulp/Paper	■ 10 - Food/Water/Beverages

High-Level PCB In Use



■ 30 - Utilities	■ 26 - School/Care/Facility
□ 18 - Metal Refining	□ 16 - Iron/Steel
■ 14 - Government	■ 12 - Forestry/Pulp/Paper
■ 10 - Food/Water/Beverages	

Total High-Level PCBs



Canadian Accomplishments

- **Continuing with “PCB Recognition and Award” Program. Additional companies showed renewed interest. Four more companies submitted case studies.**
- **PCB Management assessment report (draft) completed.**
- **Eight Ontario Companies (including GM and OPG in May, 2005) had received this award so far for achieving 90% or better elimination of high level PCBs; Canadian Hazmat Magazine published about “PCB Award Event in May, 2005” in June/July issue, 2005.**

US Accomplishments

- PCB Mass Balance Study being done.
- About 110,000 PCB transformers and 166,000 large PCB capacitors were disposed of between 1994 baseline and the end of 2003.
- 113,000 PCB transformers and 1,330,000 large PCB capacitors remained in use in the US as of the end of 2003.
- Based on the PCB Transformer Registration Database and discussions with industry, EPA expects the actual number of PCB equipment remaining in use to be much less, but can not verify at this time.

US Accomplishments (Cont)

- EPA has received updated information and is currently compiling PCB disposal information received in 2005.
- EPA and Tellus renewed efforts to develop a spreadsheet tool to determine and compare costs of phase-out of transformers against costs of continued use.

Final Management Outcome

- **Continue Active Level I Activities with periodic reassessment & “Recognition & Award” program**
- **Prioritize PCB Inventory Update and Identify PCB Sources**
- **Assess PCB Trends and Impacts on the Environment**
- **Continue PCB source emission studies**
- **Target PCB in-service equipment**
- **Pursue New Initiatives (e.g., SME PCB Audit, Financial/Insurance Incentives, ISO 14000)**

Barriers/Challenges

- Need to input inventory data into the EC PCB Inventory Database to update
- Improved communication with and involvement of stakeholders:

Web Sites

- ◆ Environment Canada: www.ec.gc.ca/pcb
- ◆ USEPA: www.epa.gov/bns
- ◆ GLBTS: www.binational.net

Need methods to get PCBs taken out of service at a faster rate