

State Personal Income

Third Quarter 2003

By G. Andrew Bernat, Jr.

PERSONAL income for the Nation grew 1.1 percent in the third quarter of 2003, compared with 1.0 percent in the second quarter and 0.8 percent in the first quarter (table A). Earnings for the Nation grew in every industry for the first time in more than 2 years. In addition, growth in farm earnings in the third quarter was the most important factor for six of the seven fastest growing states. Three of these six states are in the Plains region, and two are in the Rocky Mountain region (chart 1).

This article presents preliminary estimates of state personal income for the third quarter of 2003 and revised estimates for the first and second quarters of

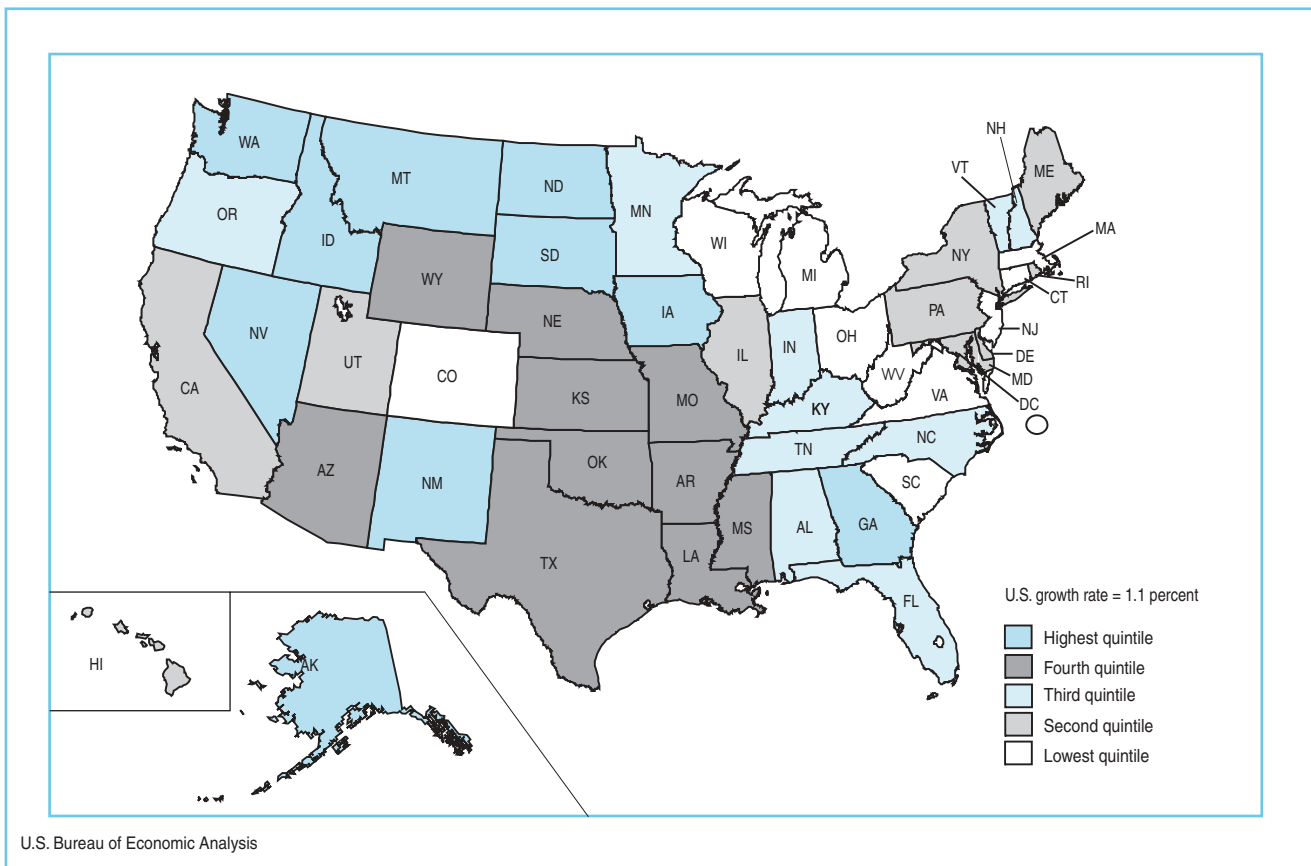
2003. Additional estimates are presented in two tables at the end of the article.¹

Personal income growth by component

Nationally, faster growth in net earnings and in property income offset slower growth in transfer payments. Net earnings grew 1.2 percent in the third quarter,

1. The estimates of state personal income have not yet incorporated the new levels of personal income from the recently released comprehensive revision of the national income and product accounts (NIPAs). However, the quarterly movements in the component NIPA series are used as extrapolators to derive national control totals for the estimates for the first three quarters of 2003. Revised state estimates that incorporate the improved NIPA estimates will be released in the spring of 2004.

Chart 1. Personal Income: Percent Change 2003:II–2003:III



accounting for 0.79 percentage point of the 1.1 percent growth in personal income (table B). The growth in third-quarter net earnings was slightly faster than the growth in either the first or second quarter of 2003. It was also more widespread than earlier growth: Net earnings increased in all the states and in the District

of Columbia. Net earnings in 38 states grew faster in the third quarter than in the second quarter, when net earnings accelerated in 23 states and the District of Columbia.

Transfer payments grew more slowly in the third quarter of 2003 than in the second quarter, partly

Table A. Personal Income by State and Region, 2002:III–2003:III

[Millions of dollars, seasonally adjusted at annual rates]

	2002		2003			Percent change from preceding quarter ¹				Rank
	III	IV	I ^r	II ^r	III ^p	2002:IV	2003:I	2003:II	2003:III	2003:II–2003:III
United States	8,927,635	8,982,839	9,057,680	9,144,434	9,248,017	0.6	0.8	1.0	1.1
New England										
Connecticut	148,840	148,486	150,866	151,227	152,249	-0.2	1.6	0.2	0.7	48
Maine	36,141	36,483	37,011	37,241	37,606	0.9	1.4	0.6	1.0	39
Massachusetts	251,714	252,127	252,895	254,749	257,126	0.2	0.3	0.7	0.9	45
New Hampshire	43,847	44,047	44,424	44,785	45,318	0.5	0.9	0.8	1.2	26
Rhode Island	33,467	33,659	34,413	34,408	34,783	0.6	2.2	0.0	1.1	33
Vermont	18,238	18,439	18,571	18,784	18,994	1.1	0.7	1.2	1.1	29
Mideast										
Delaware	26,175	26,143	26,731	27,011	27,278	-0.1	2.2	1.0	1.0	38
District of Columbia	24,768	25,393	24,988	25,263	25,445	2.5	-1.6	1.1	0.7
Maryland	198,005	199,454	200,338	203,040	205,031	0.7	0.4	1.3	1.0	40
New Jersey	341,099	342,035	345,818	348,854	352,001	0.3	1.1	0.9	0.9	46
New York	685,909	687,503	689,228	700,133	707,533	0.2	0.3	1.6	1.1	36
Pennsylvania	392,285	394,198	398,833	402,505	406,915	0.5	1.2	0.9	1.1	32
Great Lakes										
Illinois	420,922	422,491	424,276	428,002	432,607	0.4	0.4	0.9	1.1	34
Indiana	174,777	176,538	177,739	178,740	180,831	1.0	0.5	0.8	1.2	27
Michigan	306,682	307,437	307,968	311,347	313,184	0.2	0.2	1.1	0.6	50
Ohio	336,601	338,255	340,827	342,900	346,219	0.5	0.8	0.6	1.0	42
Wisconsin	163,937	165,182	167,102	168,247	169,884	0.8	1.2	0.7	1.0	41
Plains										
Iowa	82,803	83,577	85,500	86,099	87,618	0.9	2.3	0.7	1.8	2
Kansas	78,418	79,028	80,422	80,401	81,536	0.8	1.8	0.0	1.4	11
Minnesota	171,656	171,969	173,352	175,683	177,732	0.2	0.8	1.3	1.2	28
Missouri	164,041	165,471	166,740	167,858	170,108	0.9	0.8	0.7	1.3	17
Nebraska	51,397	51,767	53,239	53,653	54,373	0.7	2.8	0.8	1.3	16
North Dakota	16,931	17,059	17,787	17,980	18,252	0.8	4.3	1.1	1.5	10
South Dakota	20,466	20,660	21,610	21,841	22,206	0.9	4.6	1.1	1.7	4
Southeast										
Alabama	113,036	114,183	116,119	116,271	117,745	1.0	1.7	0.1	1.3	22
Arkansas	63,686	64,464	65,052	65,618	66,489	1.2	0.9	0.9	1.3	18
Florida	495,859	501,588	505,386	511,191	517,516	1.2	0.8	1.1	1.2	24
Georgia	246,123	248,050	252,333	252,767	256,823	0.8	1.7	0.2	1.6	7
Kentucky	105,556	106,548	107,330	108,217	109,511	0.9	0.7	0.8	1.2	25
Louisiana	113,982	115,257	115,964	117,351	118,864	1.1	0.6	1.2	1.3	20
Mississippi	64,523	65,077	66,489	66,833	67,542	0.9	2.2	0.2	1.4	14
North Carolina	229,994	230,836	234,192	233,826	236,424	0.4	1.5	-0.2	1.1	30
South Carolina	104,718	105,420	107,187	107,266	108,223	0.7	1.7	0.1	0.9	47
Tennessee	159,256	160,411	162,261	163,405	165,496	0.7	1.2	0.7	1.3	21
Virginia	239,670	240,605	243,809	245,534	247,887	0.4	1.3	0.7	1.0	44
West Virginia	42,689	42,944	43,406	43,622	44,043	0.6	1.1	0.5	1.0	43
Southwest										
Arizona	143,274	144,881	146,021	148,477	150,546	1.1	0.8	1.7	1.4	12
New Mexico	44,438	45,193	45,453	46,109	46,873	1.7	0.6	1.4	1.7	5
Oklahoma	88,168	88,522	89,338	90,184	91,434	0.4	0.9	0.9	1.4	13
Texas	620,373	624,021	627,335	634,683	642,870	0.6	0.5	1.2	1.3	19
Rocky Mountain										
Colorado	149,961	150,665	151,187	152,040	152,992	0.5	0.3	0.6	0.6	49
Idaho	33,695	34,129	34,666	34,823	35,586	1.3	1.6	0.5	2.2	1
Montana	22,862	22,979	23,093	23,527	23,911	0.5	0.5	1.9	1.6	6
Utah	55,952	56,568	56,800	57,432	58,044	1.1	0.4	1.1	1.1	35
Wyoming	15,271	15,469	15,604	15,801	16,016	1.3	0.9	1.3	1.4	15
Far West										
Alaska	20,607	20,898	20,896	21,202	21,527	1.4	0.0	1.5	1.5	8
California	1,160,385	1,169,530	1,176,483	1,191,379	1,204,509	0.8	0.6	1.3	1.1	31
Hawaii	37,570	38,016	38,689	38,950	39,355	1.2	1.8	0.7	1.0	37
Nevada	65,891	66,889	68,028	68,629	69,811	1.5	1.7	0.9	1.7	3
Oregon	100,896	101,974	102,141	103,053	104,332	1.1	0.2	0.9	1.2	23
Washington	200,086	200,319	202,094	205,690	208,817	0.1	0.9	1.8	1.5	9
BEA regions										
New England	532,245	533,241	538,181	541,195	546,076	0.2	0.9	0.6	0.9
Mideast	1,668,240	1,674,725	1,685,937	1,706,806	1,724,203	0.4	0.7	1.2	1.0
Great Lakes	1,402,919	1,409,904	1,417,554	1,429,236	1,442,726	0.5	0.5	0.8	0.9
Plains	585,711	589,532	598,651	603,516	611,825	0.7	1.5	0.8	1.4
Southeast	1,979,094	1,995,385	2,019,529	2,031,701	2,056,564	0.8	1.2	0.6	1.2
Southwest	896,253	902,617	908,147	919,452	931,723	0.7	0.6	1.2	1.3
Rocky Mountain	277,739	279,810	281,350	283,624	286,548	0.7	0.6	0.8	1.0
Far West	1,585,435	1,597,627	1,608,331	1,628,904	1,648,351	0.8	0.7	1.3	1.2

^r Revised.

^p Preliminary.

1. Percent changes are expressed at quarterly rates.

NOTE: Estimates may not add to totals because of rounding.

reflecting the continuing economic rebound. Transfer payments in only 8 states grew faster in the third quarter than in the second quarter, when these payments grew faster in 46 states and the District of Columbia. Nationally, unemployment benefit payments, the most volatile component of transfer payments, increased

4.1 percent after increasing 8.6 percent in the second quarter; these payments grew in 40 states and the District of Columbia. Together, all other transfer payments—which include old-age, survivors, disability, and other benefits—grew 2.0 percent.

Property income (dividends, interest, and rent)

Table B. Personal Income by Component by State and Region, 2003:II–2003:III

	Percent change				Percent change in personal income	Contribution to percent change in personal income (percentage points)			Dollar change (millions)			
	Personal income	Net earnings ¹	Dividends, interest, and rent	Transfer payments		Net earnings ¹	Dividends, interest, and rent	Transfer payments	Personal income	Net earnings ¹	Dividends, interest, and rent	Transfer payments
United States	1.1	1.2	0.1	2.1	1.1	0.79	0.02	0.32	103,583	72,505	1,779	29,299
New England												
Connecticut	0.7	0.7	0.0	1.6	0.7	0.49	0.00	0.19	1,022	739	-2	284
Maine	1.0	0.8	0.1	2.4	1.0	0.53	0.02	0.43	365	199	6	161
Massachusetts	0.9	1.0	0.1	1.7	0.9	0.67	0.03	0.24	2,377	1,697	67	614
New Hampshire	1.2	1.4	-0.1	1.7	1.2	1.02	-0.02	0.19	533	456	-10	87
Rhode Island	1.1	1.1	0.0	2.1	1.1	0.68	0.00	0.40	375	235	1	139
Vermont	1.1	1.2	0.2	2.1	1.1	0.75	0.03	0.33	210	141	6	62
Midwest												
Delaware	1.0	1.0	0.1	2.1	1.0	0.68	0.02	0.29	268	184	5	79
District of Columbia	0.7	0.8	-0.1	1.5	0.7	0.55	-0.02	0.19	182	140	-6	48
Maryland	1.0	1.0	0.3	2.2	1.0	0.68	0.05	0.25	1,991	1,388	101	503
New Jersey	0.9	0.9	0.1	2.1	0.9	0.62	0.01	0.27	3,147	2,166	43	937
New York	1.1	1.2	0.0	1.8	1.1	0.75	0.01	0.30	7,400	5,220	48	2,132
Pennsylvania	1.1	1.2	-0.1	2.0	1.1	0.75	-0.02	0.36	4,410	3,022	-80	1,469
Great Lakes												
Illinois	1.1	1.2	0.1	2.1	1.1	0.79	0.03	0.26	4,605	3,364	117	1,123
Indiana	1.2	1.1	0.2	2.6	1.2	0.72	0.04	0.41	2,091	1,291	63	737
Michigan	0.6	0.3	0.0	2.3	0.6	0.22	-0.01	0.37	1,838	699	-24	1,163
Ohio	1.0	1.0	-0.1	2.1	1.0	0.64	-0.02	0.35	3,320	2,190	-59	1,188
Wisconsin	1.0	1.0	0.0	2.2	1.0	0.65	0.00	0.32	1,637	1,088	2	547
Plains												
Iowa	1.8	2.2	0.1	2.0	1.8	1.46	0.01	0.30	1,520	1,255	9	256
Kansas	1.4	1.4	0.1	3.0	1.4	0.95	0.02	0.44	1,135	765	15	355
Minnesota	1.2	1.2	0.4	2.4	1.2	0.79	0.08	0.30	2,048	1,387	141	521
Missouri	1.3	1.5	-0.1	2.2	1.3	0.99	-0.02	0.37	2,250	1,657	-28	621
Nebraska	1.3	1.5	0.2	2.3	1.3	0.98	0.04	0.32	720	527	21	171
North Dakota	1.5	1.9	0.1	1.6	1.5	1.22	0.02	0.28	272	220	3	50
South Dakota	1.7	2.1	0.3	1.8	1.7	1.34	0.06	0.27	365	292	14	59
Southeast												
Alabama	1.3	1.3	0.0	2.3	1.3	0.84	0.00	0.43	1,474	975	-4	503
Arkansas	1.3	1.5	0.0	2.1	1.3	0.91	0.00	0.42	871	596	-1	276
Florida	1.2	1.4	0.2	2.1	1.2	0.85	0.04	0.34	6,325	4,353	219	1,754
Georgia	1.6	1.7	0.3	2.4	1.6	1.24	0.05	0.31	4,056	3,130	134	793
Kentucky	1.2	1.1	0.1	2.3	1.2	0.73	0.02	0.45	1,294	791	19	485
Louisiana	1.3	1.4	0.0	1.8	1.3	0.91	0.01	0.37	1,513	1,068	6	439
Mississippi	1.4	1.3	0.2	2.4	1.4	0.80	0.03	0.53	909	534	20	355
North Carolina	1.1	1.1	0.0	2.2	1.1	0.74	0.00	0.37	2,598	1,731	6	861
South Carolina	0.9	0.7	0.1	2.4	0.9	0.43	0.02	0.44	957	462	24	472
Tennessee	1.3	1.3	-0.3	2.3	1.3	0.91	-0.05	0.42	2,091	1,482	-76	685
Virginia	1.0	0.9	0.1	2.4	1.0	0.67	0.02	0.27	2,353	1,644	45	664
West Virginia	1.0	0.9	-0.1	1.7	1.0	0.56	-0.02	0.43	422	243	-9	187
Southwest												
Arizona	1.4	1.6	0.1	2.2	1.4	1.03	0.02	0.34	2,069	1,533	30	506
New Mexico	1.7	1.8	0.1	2.5	1.7	1.19	0.01	0.45	764	549	7	209
Oklahoma	1.4	1.5	0.2	2.1	1.4	0.98	0.03	0.38	1,251	880	29	341
Texas	1.3	1.4	0.0	2.1	1.3	1.01	0.00	0.28	8,187	6,386	3	1,798
Rocky Mountain												
Colorado	0.6	0.6	0.2	1.7	0.6	0.41	0.04	0.17	952	627	61	264
Idaho	2.2	2.6	0.1	2.8	2.2	1.74	0.03	0.42	763	606	9	147
Montana	1.6	2.0	0.0	2.4	1.6	1.23	0.00	0.40	384	288	0	95
Utah	1.1	1.1	0.0	2.0	1.1	0.82	0.01	0.24	612	472	4	136
Wyoming	1.4	1.6	0.3	2.0	1.4	1.01	0.09	0.25	214	160	14	40
Far West												
Alaska	1.5	1.8	-0.1	1.9	1.5	1.21	-0.01	0.33	324	257	-2	70
California	1.1	1.1	0.4	2.1	1.1	0.75	0.07	0.28	13,130	8,961	781	3,388
Hawaii	1.0	1.2	0.2	1.5	1.0	0.81	0.04	0.19	405	316	15	74
Nevada	1.7	2.1	-0.1	2.6	1.7	1.44	-0.02	0.30	1,182	986	-13	209
Oregon	1.2	1.1	-0.1	3.4	1.2	0.67	-0.02	0.59	1,279	687	-20	612
Washington	1.5	1.8	0.1	2.1	1.5	1.20	0.01	0.31	3,126	2,465	29	633
BEA regions												
New England	0.9	0.9	0.1	1.8	0.9	0.64	0.01	0.25	4,881	3,466	68	1,347
Midwest	1.0	1.1	0.0	1.9	1.0	0.71	0.01	0.30	17,398	12,120	110	5,167
Great Lakes	0.9	0.9	0.0	2.2	0.9	0.60	0.01	0.33	13,489	8,632	99	4,758
Plains	1.4	1.5	0.1	2.3	1.4	1.01	0.03	0.34	6,309	6,103	174	2,033
Southeast	1.2	1.3	0.1	2.2	1.2	0.84	0.02	0.37	24,863	17,009	382	7,472
Southwest	1.3	1.4	0.0	2.2	1.3	1.02	0.01	0.31	12,271	9,349	68	2,854
Rocky Mountain	1.0	1.1	0.2	2.0	1.0	0.76	0.03	0.24	2,924	2,153	88	682
Far West	1.2	1.2	0.3	2.2	1.2	0.84	0.05	0.31	19,447	13,672	789	4,986

1. Net earnings is earnings by place of work—the sum of wage and salary disbursements (payrolls), other labor income, and proprietors' income—less personal contributions for social insurance plus an adjustment to convert earnings by place of work to a place-of-residence basis.

NOTE: Estimates may not add to totals because of rounding.

increased 0.1 percent in the third quarter after decreasing 0.4 percent in the second quarter. A 2.4-percent increase in rental income and a 1.6-percent increase in dividends more than offset a 0.8 percent decrease in interest income.

Earnings growth by industry

Nationally, earnings grew in every industry for the first time in more than 2 years (table C). Earnings in financial activities accounted for 0.28 percentage point of the 1.2-percent growth in earnings, and they

Table C. Earnings Growth by Major Industry by State and Region, 2003:II–2003:III

	Percent change													
	Earnings by place of work ¹	Earnings by industry												
		Natural resources and mining	Construction	Durable goods manufacturing	Nondurable goods manufacturing	Trade	Transportation and utilities	Information	Financial activities	Professional and business services	Education and health services	Leisure and hospitality	Other services	Government
United States	1.2	5.6	1.8	0.2	0.2	1.0	0.6	0.9	3.0	0.7	2.1	0.6	0.3	0.5
New England														
Connecticut	0.7	4.5	-0.8	-0.3	-1.0	1.0	0.6	0.7	2.2	-0.2	1.7	0.1	0.5	0.2
Maine	0.9	0.1	0.8	0.4	-2.3	1.5	0.6	2.3	2.2	1.0	2.3	0.3	0.9	0.2
Massachusetts	0.9	1.9	1.6	0.0	0.5	0.3	1.5	-1.1	3.3	0.3	2.2	0.1	-0.1	0.0
New Hampshire	1.6	4.6	0.1	1.0	1.2	1.2	2.3	-1.8	3.1	0.9	1.8	0.3	0.0	4.5
Rhode Island	1.1	1.9	3.6	-0.4	1.8	2.3	-0.4	-0.3	3.3	-0.5	1.6	0.1	-0.7	0.5
Vermont	1.1	4.9	1.9	-0.3	1.0	0.8	0.6	0.8	3.7	1.6	2.2	1.6	0.5	-0.3
Mideast														
Delaware	0.9	20.5	1.2	-4.3	2.8	0.5	0.6	0.7	2.7	1.3	1.6	2.2	2.3	-2.2
District of Columbia	0.3	1.1	1.0	1.0	1.0	-0.4	1.1	(?)	2.3	1.4	1.1	(?)	0.5	-0.6
Maryland	1.1	7.7	1.5	0.9	-0.5	1.0	0.2	0.4	2.2	0.0	1.8	0.4	1.1	1.3
New Jersey	0.8	7.1	2.3	0.4	0.6	-1.6	-0.5	0.5	3.7	0.9	2.4	1.2	0.1	0.2
New York	1.1	-0.1	1.2	0.0	-0.3	0.7	0.5	0.5	3.1	-0.8	2.4	0.8	0.9	0.6
Pennsylvania	1.2	2.0	1.8	0.3	0.4	0.5	0.9	1.2	2.7	1.5	2.2	0.2	0.6	0.1
Great Lakes														
Illinois	1.1	5.8	0.4	0.7	-0.4	0.7	1.7	0.7	2.5	0.6	1.9	0.9	1.7	1.0
Indiana	1.1	11.3	3.6	-0.1	0.1	0.5	-0.3	1.0	2.2	0.7	1.7	1.9	0.9	1.0
Michigan	0.3	7.5	2.0	-0.4	-1.8	1.8	-0.7	0.2	3.1	0.4	1.0	0.8	-1.2	-1.9
Ohio	0.9	5.0	2.0	-0.3	-0.2	1.1	0.5	0.1	2.8	0.5	2.3	0.2	-0.5	0.9
Wisconsin	0.9	10.1	1.0	-0.2	0.0	1.7	1.2	1.1	3.2	1.7	2.6	0.8	-0.9	-1.5
Plains														
Iowa	2.1	18.2	0.3	0.9	0.7	0.6	1.1	2.7	2.7	1.7	2.2	-0.8	1.1	0.0
Kansas	1.4	7.0	0.7	0.1	0.9	1.4	2.7	-0.2	3.5	1.0	2.4	1.2	0.1	0.8
Minnesota	1.1	9.2	2.3	0.2	1.5	1.4	1.6	0.0	2.1	0.6	1.6	-0.5	0.5	-0.1
Missouri	1.5	25.5	5.8	2.2	0.9	0.9	-2.4	1.0	1.8	1.5	1.3	2.1	-2.7	0.5
Nebraska	1.4	9.8	2.0	0.4	1.0	0.0	1.0	2.0	2.7	0.7	2.1	-0.5	-0.3	0.1
North Dakota	1.8	10.1	1.3	0.9	-0.1	0.9	1.0	1.3	2.7	1.7	1.5	1.0	0.6	0.3
South Dakota	2.0	8.7	1.2	-0.5	-0.4	2.2	-1.0	2.5	2.8	0.4	2.6	0.5	-1.0	1.7
Southeast														
Alabama	1.3	(?)	2.3	0.2	-0.2	1.0	0.9	0.0	2.9	1.9	1.2	(?)	0.1	0.7
Arkansas	1.4	9.0	1.5	-0.5	-0.1	0.9	1.1	-0.1	3.9	1.0	2.0	0.3	0.1	1.2
Florida	1.4	3.6	2.2	0.4	0.2	1.2	0.1	0.0	3.0	1.8	1.9	0.8	-0.5	1.1
Georgia	1.7	5.9	3.2	0.5	2.4	1.2	1.5	1.2	2.8	1.3	2.9	1.3	2.7	1.0
Kentucky	1.1	5.0	0.5	0.9	1.8	0.9	0.1	0.5	2.1	1.4	1.6	0.1	-0.1	0.9
Louisiana	1.4	4.6	3.8	0.9	0.9	0.2	-1.3	0.9	3.8	0.7	2.0	0.9	-0.6	1.2
Mississippi	1.3	4.5	2.6	0.6	-3.0	0.8	1.0	0.1	2.8	2.2	2.1	0.2	-0.4	1.5
North Carolina	1.1	12.4	2.6	0.5	-1.6	1.4	(?)	(?)	2.5	1.0	1.7	1.4	-0.8	-0.1
South Carolina	0.6	2.7	3.4	-0.5	-1.0	0.7	1.1	1.3	2.7	1.6	1.8	1.0	-0.1	-1.3
Tennessee	1.3	17.5	1.1	0.2	1.2	2.0	2.0	0.7	2.5	0.7	2.4	0.3	0.7	0.2
Virginia	1.0	3.7	2.4	0.4	-1.5	1.0	2.1	0.8	2.7	0.9	0.9	-0.7	1.0	0.6
West Virginia	0.9	1.2	0.2	0.6	0.4	0.7	-0.4	0.4	2.5	-0.4	1.8	1.2	0.5	1.2
Southwest														
Arizona	1.5	9.5	1.0	0.5	0.5	1.3	1.5	-0.1	2.9	1.2	3.2	0.1	1.1	0.9
New Mexico	1.8	11.1	2.1	-0.1	1.1	1.2	1.6	0.5	3.0	0.3	2.2	0.4	0.9	1.2
Oklahoma	1.5	5.1	1.5	2.1	0.2	-0.3	2.0	-0.5	2.6	1.9	0.7	0.7	-2.0	2.1
Texas	1.3	3.5	1.8	0.0	-0.2	1.1	0.1	0.2	4.0	0.7	2.4	0.7	0.8	1.2
Rocky Mountain														
Colorado	0.5	5.1	-1.9	-1.9	-0.6	1.3	-1.8	-1.4	3.8	1.3	2.2	-0.6	1.2	-0.4
Idaho	2.6	8.2	2.0	2.3	1.2	3.1	2.0	2.0	6.6	3.3	1.5	-0.3	2.9	0.4
Montana	1.9	13.8	3.0	-3.6	-0.1	2.0	1.4	-2.4	2.9	-0.4	1.2	-0.5	0.7	2.4
Utah	1.1	3.8	0.3	0.9	1.2	0.6	0.2	-2.2	2.6	0.5	3.0	0.8	-1.0	1.7
Wyoming	1.6	2.3	0.6	0.5	1.5	1.7	(?)	(?)	3.3	-0.6	3.1	0.8	(?)	1.6
Far West														
Alaska	1.8	(?)	1.4	(?)	(?)	1.0	0.9	4.7	3.7	3.3	3.3	-0.3	(?)	1.3
California	1.1	4.5	1.6	0.3	0.6	1.3	0.4	0.7	3.2	0.3	2.3	0.5	0.0	0.2
Hawaii	1.1	2.9	-1.0	(?)	(?)	1.3	1.6	0.0	3.6	1.6	1.9	1.7	1.5	0.6
Nevada	2.1	2.6	3.6	1.5	2.4	1.2	1.2	-0.3	4.5	2.4	3.0	1.0	0.3	1.0
Oregon	1.0	0.7	1.9	1.4	0.2	0.7	0.2	-0.8	2.9	0.5	1.8	-0.1	0.4	0.8
Washington	1.8	1.6	1.9	-0.4	1.9	1.2	1.1	9.0	3.5	0.7	1.7	0.3	-0.4	0.4
BEA regions														
New England	0.9	2.5	1.0	0.0	0.0	0.8	1.1	-0.4	2.9	0.2	2.0	0.2	0.1	0.4
Mideast	1.0	2.4	1.6	0.2	0.3	0.1	0.4	(?)	3.1	0.3	2.2	(?)	0.7	0.4
Great Lakes	0.9	7.3	1.6	-0.1	-0.4	1.1	0.6	0.5	2.7	0.6	1.9	0.8	0.2	0.1
Plains	1.5	12.7	2.7	0.8	1.0	1.0	0.5	0.8	2.4	1.1	1.8	0.6	-0.5	0.3
Southeast	1.3	(?)	2.4	0.4	0.1	1.1	(?)	(?)	2.8	1.3	1.9	(?)	0.3	0.7
Southwest	1.4	4.4	1.7	0.3	-0.1	1.0	0.4	0.1	3.7	0.8	2.4	0.5	0.6	1.3
Rocky Mountain	1.0	6.0	-0.5	-0.5	0.3	1.5	(?)	(?)	3.7	1.2	2.2	-0.2	(?)	0.6
Far West	1.2	(?)	1.7	0.3	0.8	1.3	0.5	2.3	3.3	0.5	2.2	0.6	(?)	0.3

1. Earnings by place of work is the sum of wage and salary disbursements (payrolls), other labor income, and proprietors' income.

2. Data are suppressed to avoid disclosure of confidential information.

contributed the most to the growth in earnings in 12 states (table D). Earnings in education and health services accounted for 0.23 percentage point and contributed the most to earnings growth in nine states. In Kansas and Oregon, earnings in financial activities and

in education and health services contributed the most to earnings growth, and in Virginia, earnings in financial activities and in professional and business services were the largest contributors. In nine states, natural resources and mining was the largest contributor to

Table D. Contributions to Percent Change in Earnings by State and Region, 2003:II–2003:III

	Percent change													
	Earnings by place of work ¹	Earnings by industry												
		Natural resources and mining	Construction	Durable goods manufacturing	Nondurable goods manufacturing	Trade	Transportation and utilities	Information	Financial activities	Professional and business services	Education and health services	Leisure and hospitality	Other services	Government
United States	1.2	0.11	0.11	0.02	0.01	0.11	0.02	0.04	0.28	0.10	0.23	0.03	0.01	0.08
New England														
Connecticut.....	0.7	0.02	-0.04	-0.03	-0.04	0.11	0.02	0.02	0.37	-0.04	0.22	0.00	0.01	0.03
Maine.....	0.9	0.00	0.06	0.02	-0.13	0.20	0.02	0.05	0.16	0.10	0.37	0.01	0.03	0.04
Massachusetts.....	0.9	0.01	0.09	0.00	0.02	0.03	0.04	-0.04	0.41	0.05	0.33	0.00	0.00	0.00
New Hampshire.....	1.6	0.03	0.01	0.12	0.05	0.21	0.06	-0.05	0.26	0.11	0.24	0.02	0.00	0.56
Rhode Island.....	1.1	0.01	0.22	-0.03	0.07	0.25	-0.01	-0.01	0.32	-0.07	0.28	0.00	-0.02	0.08
Vermont.....	1.1	0.09	0.13	-0.03	0.03	0.11	0.02	0.02	0.22	0.16	0.34	0.09	0.01	-0.05
Mideast														
Delaware.....	0.9	0.18	0.07	-0.20	0.20	0.06	0.02	0.02	0.37	0.24	0.18	0.08	0.05	-0.34
District of Columbia.....	0.3	0.03	0.02	0.00	0.00	-0.01	0.01 (?)	0.12	0.31	0.10 (?)	0.03	-0.27
Maryland.....	1.1	0.03	0.11	0.04	-0.01	0.11	0.01	0.01	0.19	0.00	0.21	0.02	0.03	0.32
New Jersey.....	0.8	0.02	0.12	0.02	0.04	-0.24	-0.02	0.03	0.41	0.15	0.26	0.05	0.00	0.02
New York.....	1.1	0.00	0.05	0.00	-0.01	0.07	0.02	0.03	0.62	-0.12	0.30	0.03	0.02	0.08
Pennsylvania.....	1.2	0.02	0.11	0.02	0.02	0.06	0.04	0.04	0.23	0.21	0.35	0.01	0.02	0.02
Great Lakes														
Illinois.....	1.1	0.06	0.02	0.05	-0.02	0.09	0.08	0.02	0.28	0.11	0.20	0.03	0.05	0.15
Indiana.....	1.1	0.12	0.25	-0.02	0.01	0.05	-0.02	0.02	0.13	0.06	0.19	0.08	0.03	0.15
Michigan.....	0.3	0.05	0.12	-0.07	-0.07	0.21	-0.03	0.00	0.18	0.07	0.11	0.03	-0.03	-0.27
Ohio.....	0.9	0.04	0.11	-0.04	-0.01	0.14	0.02	0.00	0.20	0.06	0.28	0.01	-0.01	0.14
Wisconsin.....	0.9	0.13	0.06	-0.03	0.00	0.20	0.05	0.03	0.22	0.18	0.33	0.03	-0.02	-0.23
Plains														
Iowa.....	2.1	1.16	0.02	0.10	0.04	0.08	0.05	0.07	0.23	0.13	0.25	-0.03	0.03	0.00
Kansas.....	1.4	0.24	0.04	0.01	0.05	0.18	0.13	-0.01	0.25	0.10	0.25	0.05	0.00	0.15
Minnesota.....	1.1	0.17	0.15	0.02	0.07	0.18	0.07	0.00	0.21	0.09	0.19	-0.02	0.02	-0.01
Missouri.....	1.5	0.21	0.39	0.18	0.04	0.11	-0.11	0.05	0.13	0.21	0.16	0.09	-0.08	0.07
Nebraska.....	1.4	0.55	0.14	0.02	0.06	0.00	0.08	0.06	0.21	0.08	0.24	-0.02	-0.01	0.02
North Dakota.....	1.8	0.86	0.08	0.05	0.00	0.13	0.06	0.03	0.16	0.13	0.20	0.04	0.02	0.07
South Dakota.....	2.0	0.77	0.08	-0.03	-0.01	0.28	-0.04	0.05	0.22	0.03	0.37	0.02	-0.03	0.33
Southeast														
Alabama.....	1.3 (?)	0.15	0.02	-0.02	0.12	0.04	0.00	0.18	0.21	0.12 (?)	0.00	0.15
Arkansas.....	1.4	0.43	0.08	-0.04	-0.01	0.11	0.07	0.00	0.20	0.10	0.23	0.01	0.00	0.21
Florida.....	1.4	0.04	0.16	0.02	0.00	0.16	0.01	0.00	0.29	0.30	0.23	0.05	-0.02	0.18
Georgia.....	1.7	0.08	0.19	0.02	0.13	0.16	0.09	0.07	0.22	0.19	0.27	0.05	0.07	0.16
Kentucky.....	1.1	0.15	0.03	0.10	0.11	0.11	0.01	0.01	0.12	0.12	0.19	0.00	0.00	0.18
Louisiana.....	1.4	0.26	0.27	0.04	0.05	0.02	-0.07	0.02	0.23	0.08	0.23	0.05	-0.02	0.24
Mississippi.....	1.3	0.17	0.16	0.06	-0.16	0.09	0.05	0.00	0.14	0.18	0.22	0.01	-0.01	0.35
North Carolina.....	1.1	0.23	0.16	0.05	-0.12	0.18 (?) (?)	0.17	0.13	0.17	0.06	-0.02	-0.01
South Carolina.....	0.6	0.03	0.25	-0.04	-0.08	0.08	0.04	0.22	0.18	0.19	0.16	0.05	0.00	-0.27
Tennessee.....	1.3	0.08	0.06	0.02	0.08	0.27	0.11	0.02	0.18	0.08	0.33	0.02	0.02	0.04
Virginia.....	1.0	0.03	0.15	0.02	-0.05	0.10	0.08	0.04	0.18	0.18	0.07	-0.03	0.03	0.16
West Virginia.....	0.9	0.07	0.01	0.04	0.02	0.08	-0.02	0.01	0.11	-0.04	0.27	0.06	0.01	0.28
Southwest														
Arizona.....	1.5	0.17	0.09	0.04	0.01	0.17	0.06	0.00	0.28	0.17	0.34	0.00	0.03	0.16
New Mexico.....	1.8	0.60	0.14	0.00	0.01	0.12	0.06	0.01	0.14	0.05	0.22	0.02	0.02	0.37
Oklahoma.....	1.5	0.33	0.08	0.14	0.01	-0.04	0.11	-0.01	0.15	0.20	0.07	0.03	-0.06	0.47
Texas.....	1.3	0.19	0.12	0.00	-0.01	0.14	0.00	0.01	0.34	0.09	0.22	0.03	0.02	0.19
Rocky Mountain														
Colorado.....	0.5	0.12	-0.15	-0.12	-0.01	0.15	-0.07	-0.11	0.37	0.21	0.19	-0.03	0.03	-0.07
Idaho.....	2.6	0.58	0.17	0.21	0.04	0.40	0.08	0.03	0.37	0.43	0.15	-0.01	0.07	0.07
Montana.....	1.9	0.69	0.25	-0.12	0.00	0.27	0.08	-0.06	0.17	-0.03	0.15	-0.03	0.02	0.54
Utah.....	1.1	0.07	0.02	0.07	0.04	0.08	0.01	-0.07	0.20	0.06	0.29	0.03	-0.04	0.35
Wyoming.....	1.6	0.35	0.05	0.01	0.03	0.18 (?) (?)	0.16	-0.05	0.24	0.05 (?)	0.41
Far West														
Alaska.....	1.8 (?)	0.12 (?) (?)	0.09	0.07	0.13	0.16	0.27	0.31	-0.02 (?)	0.41
California.....	1.1	0.09	0.10	0.02	0.02	0.15	0.01	0.04	0.30	0.06	0.21	0.03	0.00	0.03
Hawaii.....	1.1	0.04	-0.07 (?) (?)	0.13	0.08	0.00	0.22	0.20	0.19	0.17	0.04	0.17
Nevada.....	2.1	0.04	0.42	0.05	0.02	0.26	0.05	-0.01	0.34	0.32	0.22	0.20	0.01	0.16
Oregon.....	1.0	0.02	0.12	0.15	0.01	0.09	0.01	-0.02	0.21	0.07	0.21	-0.01	0.01	0.15
Washington.....	1.8	0.04	0.13	-0.03	0.05	0.13	0.03	0.83	0.25	0.09	0.16	0.01	-0.01	0.08
BEA regions														
New England.....	0.9	0.01	0.06	0.00	0.00	0.09	0.03	-0.02	0.36	0.03	0.29	0.01	0.00	0.06
Mideast.....	1.0	0.02	0.08	0.01	0.01	0.01	0.01 (?)	0.42	0.04	0.28 (?)	0.02	0.06
Great Lakes.....	0.9	0.07	0.10	-0.01	-0.02	0.14	0.03	0.01	0.22	0.09	0.21	0.03	0.01	0.01
Plains.....	1.5	0.40	0.18	0.07	0.05	0.13	0.02	0.03	0.20	0.13	0.21	0.02	-0.01	0.05
Southeast.....	1.3 (?)	0.15	0.03	0.00	0.14 (?) (?)	0.21	0.18	0.21 (?)	0.01	0.13
Southwest.....	1.4	0.22	0.11	0.02	0.00	0.13	0.02	0.00	0.31	0.11	0.23	0.02	0.02	0.22
Rocky Mountain.....	1.0	0.22	-0.04	-0.03	0.01	0.18 (?) (?)	0.31	0.17	0.21	-0.01 (?)	0.11
Far West.....	1.2 (?)	0.11	0.02	0.02	0.15	0.02	0.13	0.28	0.08	0.21	0.03 (?)	0.06

1. Earnings by place of work is the sum of wage and salary disbursements (payrolls), other labor income, and proprietors' income.

2. Data are suppressed to avoid disclosure of confidential information.

earnings growth. The fast growth in farm earnings was particularly important in Iowa, North Dakota, South Dakota, Montana, New Mexico, and Idaho, all of which were among the 10 fastest growing states (see "Farm earnings and personal income growth"). In eight states, government was the largest contributor to earnings growth, but in Michigan, South Carolina, and Wisconsin, it was a major contributor to slow growth in earnings.

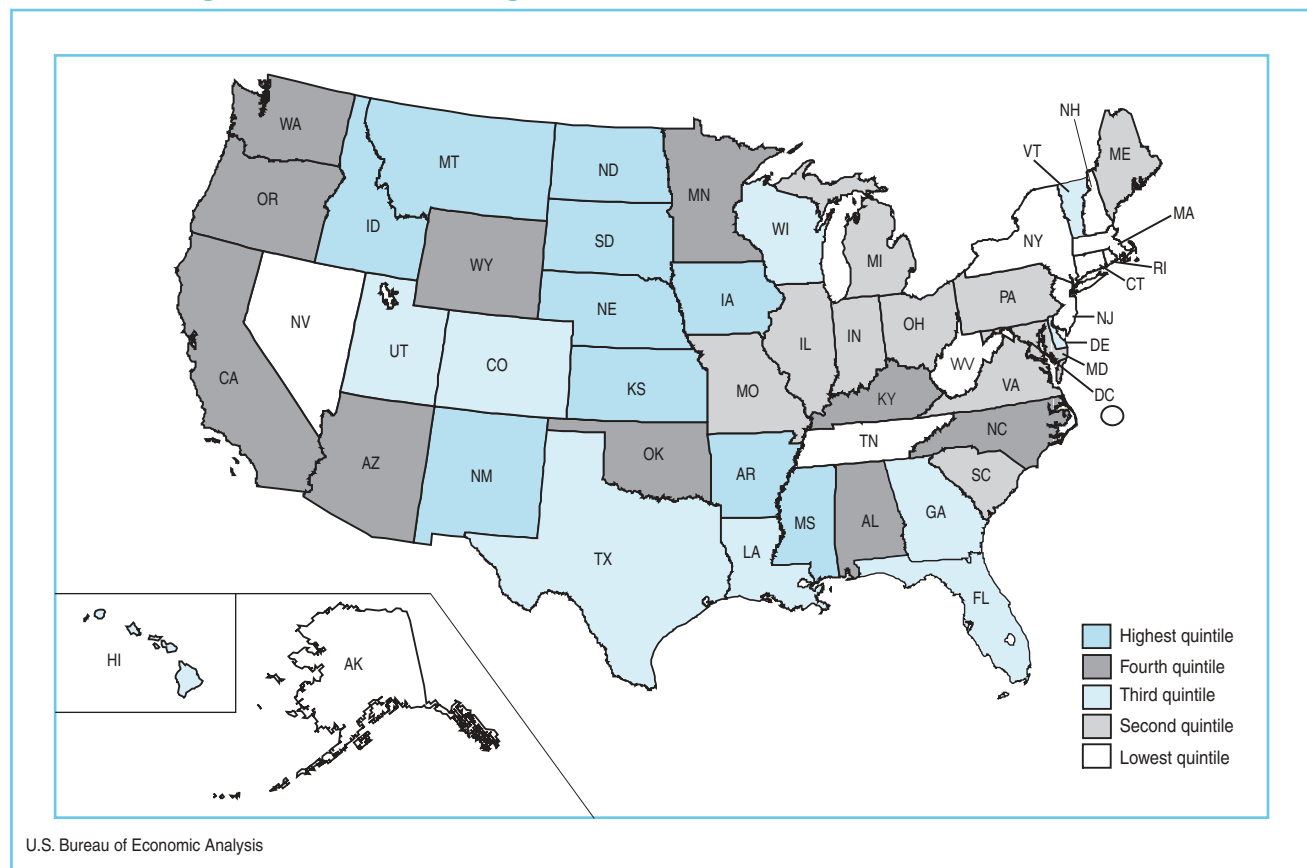
Nationally, earnings in durable-goods manufacturing increased slightly after declining for four consecutive quarters, because the continued U.S. economic recovery. The increase also reflected an improved trade balance: In the first three quarters of 2003, exports of goods increased 5 percent, and imports increased 3 percent; in contrast, in the first three quarters of 2002, exports increased 4 percent, and imports increased 12 percent. Earnings in durable-goods manufacturing increased in 33 states and the District of Columbia in the third quarter of 2003; in the second quarter, earnings increased in only 15 states and the District of Columbia. Earnings in nondurable-goods manufacturing also increased slightly, with moderate declines in 18 states.

Farm earnings and personal income growth

Farm earnings grew faster than earnings in most other industries during the first three quarters of 2003, reflecting both a record value of farm production and relatively high Government payments. Improved yields of the major field crops, in combination with strong prices that were partly due to poor growing conditions abroad, led to the growth in the value of crop production. The value of livestock production was the second highest ever, as price increases more than offset a decline in production. Finally, Government payments rose when farmers shifted payments from 2002 to 2003.

As a result of this unusual combination of high production, high prices, and high Government payments, the states in which farm earnings accounted for a large share of total earnings were among the fastest growing states in recent quarters. In the third quarter, 6 of the 10 fastest growing states were among the top 10 states in terms of farming's share of total earnings (chart 2). The importance of farming to growth has been even greater for growth since the fourth quarter of 2002, when as 8 of the 12 states with the fastest personal

Chart 2. Farming's Share of Total Earnings, 2003:III



income growth were among the top 10 states in terms of farming's share of total earnings.

Year-to-year trends in quarterly state personal income growth

It is also useful to look at the change in state personal income in the current quarter relative to the same quarter a year ago because quarter-to-quarter changes in state personal income are subject to large swings. Chart 3 shows the year-to-year growth rates from the third quarter of 2000 through the third quarter of 2003.

Year-to-year growth in personal income was higher in the states in the top quintile than those in the bottom quintile in the past 10 quarters, where the quintiles are based on personal income growth from the second quarter to the third quarter of 2003. The growth rate of the states in the top quintile increased in each of the past five quarters, whereas the growth rate of the states in the bottom quintile was below its first-quarter growth rate in the second and third quarters.

Tables 1 and 2 follow.

Chart 3. Change in Personal Income From the Same Quarter a Year Earlier, 2000:III–2003:III

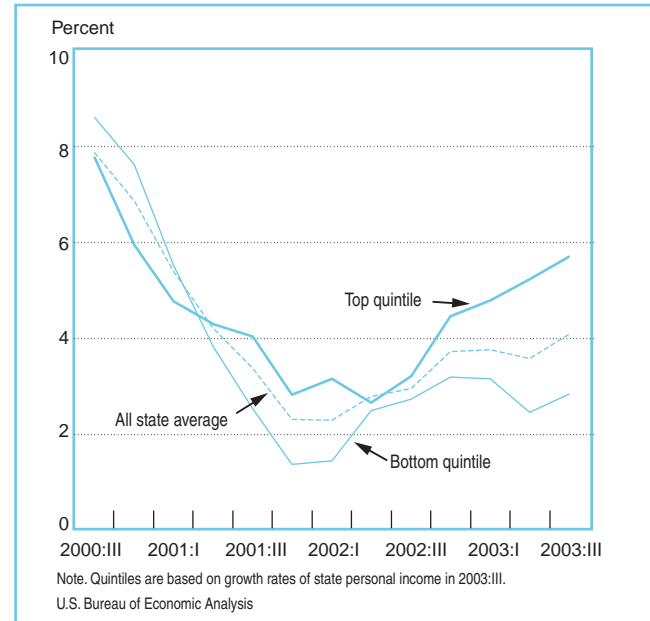


Table 1. Personal Income by State and Region
 [Millions of dollars, seasonally adjusted at annual rates]

Area name	1999	2000				2001				2002				2003			Percent change ¹ 2003:II- 2003:III
	IV	I	II	III	IV	I	II	III	IV	I	II	III	IV	I ^r	II ^r	III ^r	
United States	7,953,561	8,203,951	8,340,516	8,481,243	8,569,774	8,651,750	8,669,238	8,697,083	8,691,889	8,772,204	8,881,691	8,927,635	8,982,839	9,057,680	9,144,434	9,248,017	1.1
New England	472,228	492,587	499,629	510,551	517,235	523,494	521,469	520,807	519,362	524,249	531,524	532,245	533,241	538,181	541,195	546,076	0.9
Connecticut.....	133,597	137,801	140,406	142,688	144,758	146,423	145,899	145,327	144,542	147,269	148,249	148,840	148,486	150,866	151,227	152,249	0.7
Maine.....	31,228	32,059	32,757	33,121	33,529	34,234	34,394	34,585	34,753	35,481	35,858	36,141	36,483	37,011	37,241	37,606	1.0
Massachusetts.....	223,830	235,826	238,462	245,457	248,107	250,661	248,883	248,235	247,332	247,765	252,257	251,714	252,127	252,895	254,749	257,126	0.9
New Hampshire.....	38,300	40,481	40,773	41,521	42,285	42,913	42,752	42,729	42,722	43,055	43,865	43,847	44,047	44,424	44,785	45,318	1.2
Rhode Island.....	29,334	30,101	30,489	30,977	31,396	31,817	31,919	32,245	32,261	32,779	33,202	33,467	33,659	34,413	34,408	34,783	1.1
Vermont.....	15,939	16,318	16,743	16,788	17,160	17,447	17,622	17,685	17,752	17,900	18,093	18,238	18,439	18,571	18,784	18,994	1.1
Mideast	1,478,613	1,533,630	1,567,335	1,589,291	1,621,161	1,631,068	1,628,112	1,632,447	1,631,164	1,644,672	1,662,445	1,668,240	1,674,725	1,685,937	1,706,806	1,724,203	1.0
Delaware.....	23,229	23,706	24,231	24,672	25,209	25,256	25,609	25,850	25,780	25,929	26,090	26,175	26,143	26,731	27,011	27,278	1.0
District of Columbia	21,181	22,333	22,689	22,938	23,434	23,144	23,324	23,276	23,305	24,204	24,677	24,768	25,393	24,988	25,263	25,445	0.7
Maryland.....	170,617	176,498	179,203	182,368	185,696	188,357	189,786	190,747	191,170	194,304	196,862	198,005	199,454	200,338	203,040	205,031	1.0
New Jersey.....	295,035	306,809	316,979	321,275	327,824	326,632	327,969	329,812	330,559	337,578	338,845	341,099	342,035	345,818	348,854	352,001	0.9
New York.....	619,371	647,339	661,036	669,618	685,055	691,345	683,685	682,727	681,059	676,590	686,279	685,909	687,503	689,228	700,133	707,533	1.1
Pennsylvania.....	349,180	356,945	363,197	368,419	373,942	376,335	377,739	380,035	379,292	386,067	389,692	392,285	394,198	398,833	402,505	406,915	1.1
Great Lakes	1,276,384	1,312,492	1,325,439	1,339,837	1,347,657	1,358,650	1,360,352	1,367,434	1,364,979	1,373,198	1,396,144	1,402,919	1,409,914	1,417,554	1,429,236	1,442,726	0.9
Illinois.....	381,355	392,581	398,686	405,376	410,567	413,332	411,904	414,358	412,582	415,157	420,863	420,922	422,491	424,276	428,002	432,607	1.2
Indiana.....	157,602	162,336	164,309	166,165	165,361	168,181	168,290	169,600	168,955	171,072	173,169	174,777	176,538	177,379	178,740	180,831	1.1
Michigan.....	280,785	291,251	292,004	293,583	294,304	295,843	296,181	297,902	296,806	295,932	304,930	306,682	307,437	307,968	311,347	313,184	0.6
Ohio.....	309,656	316,931	318,569	321,035	322,078	324,581	326,608	328,330	327,985	330,130	334,343	336,601	338,255	340,827	342,900	346,219	1.0
Wisconsin.....	146,985	149,392	151,869	153,677	155,348	156,713	157,369	158,594	158,651	160,906	162,839	163,937	165,182	167,102	168,247	169,884	1.0
Plains	525,456	534,339	546,218	553,792	557,165	562,952	565,546	569,173	569,280	576,036	580,552	585,711	589,532	598,651	603,516	611,825	1.4
Iowa.....	74,855	76,108	77,676	78,421	78,715	79,391	79,654	80,152	80,093	81,814	82,375	82,803	83,577	85,500	86,099	87,618	1.8
Kansas.....	72,199	71,753	73,639	75,309	74,825	76,291	76,556	77,327	77,138	77,875	77,967	78,418	79,028	80,422	80,401	81,536	1.4
Minnesota.....	150,723	154,381	158,125	160,570	163,070	164,055	164,632	165,126	165,325	167,189	169,755	171,656	171,969	173,552	175,683	177,732	1.2
Missouri.....	146,660	150,470	153,761	155,682	156,483	157,920	158,745	159,866	159,843	161,919	162,979	164,041	165,471	166,740	167,858	170,108	1.3
Nebraska.....	46,741	46,642	47,414	48,088	48,252	49,123	49,476	49,887	50,084	50,408	50,774	51,397	51,767	53,239	53,653	54,373	1.3
North Dakota.....	15,307	15,726	16,097	16,153	16,111	16,304	16,398	16,533	16,452	16,787	16,608	16,931	17,059	17,787	17,980	18,252	1.5
South Dakota.....	18,971	19,260	19,505	19,569	19,709	19,868	20,086	20,282	20,347	20,043	20,095	20,466	20,660	21,610	21,841	22,206	1.7
Southeast	1,753,053	1,798,309	1,828,832	1,854,115	1,874,225	1,895,842	1,909,663	1,918,954	1,921,712	1,944,902	1,968,792	1,979,994	1,995,385	2,019,529	2,031,701	2,056,546	1.2
Alabama.....	102,191	103,738	105,257	105,904	107,041	108,598	109,319	109,808	109,825	111,057	112,093	113,036	114,183	116,119	116,271	117,745	1.3
Arkansas.....	57,013	57,854	58,562	59,672	59,633	60,661	61,067	61,559	61,927	62,408	63,291	63,686	64,464	65,052	65,618	66,489	1.3
Florida.....	431,669	444,157	452,177	459,035	465,884	470,309	475,131	478,106	478,882	485,611	493,048	495,859	501,588	505,386	511,191	517,516	1.2
Georgia.....	218,724	226,268	229,859	233,463	236,058	238,069	239,184	240,715	241,046	243,028	245,628	246,123	248,050	252,333	252,767	256,823	1.6
Kentucky.....	93,383	96,542	97,668	98,868	99,780	100,459	100,953	101,830	101,649	103,365	104,583	105,556	106,548	107,330	108,217	109,511	1.2
Louisiana.....	100,586	101,827	103,306	104,252	105,135	107,373	108,618	110,287	110,991	112,155	113,505	113,982	115,257	115,964	117,351	118,864	1.3
Mississippi.....	57,916	58,563	59,561	60,068	60,195	61,420	61,739	62,092	62,437	63,376	63,990	64,523	65,077	66,489	66,633	67,542	1.4
North Carolina.....	206,935	212,844	216,603	219,838	221,626	223,903	224,212	224,210	224,050	227,740	228,855	229,994	230,836	234,192	233,826	236,424	0.9
South Carolina.....	93,051	95,124	97,267	98,213	99,036	100,603	101,513	101,332	101,158	102,912	104,156	104,718	105,420	107,187	107,266	108,223	1.1
Tennessee.....	144,055	147,282	149,179	151,095	152,187	152,906	153,934	154,928	154,751	156,391	158,810	159,256	160,411	162,261	163,405	165,496	1.3
Virginia.....	209,459	215,466	220,039	224,073	227,532	230,869	233,930	232,735	233,388	234,661	238,366	239,670	240,605	243,809	245,534	247,887	1.0
West Virginia.....	38,070	38,644	39,354	39,634	40,118	40,671	41,063	41,353	41,608	42,198	42,467	42,689	42,944	43,406	43,622	44,043	1.0
Southwest	795,211	819,754	833,799	849,525	857,947	871,240	871,512	877,630	878,046	882,369	892,577	896,253	902,617	908,147	919,452	931,723	1.3
Arizona.....	123,358	129,117	129,404	131,811	133,853	135,545	136,991	138,663	138,125	140,528	142,215	143,274	144,881	146,021	148,477	150,546	1.4
New Mexico.....	38,396	38,764	39,593	39,945	40,467	41,451	41,979	42,630	42,982	43,677	44,098	44,438	45,193	45,453	46,109	46,873	1.7
Oklahoma.....	79,144	80,479	82,367	83,896	84,982	85,713	86,339	86,925	87,221	88,961	87,622	88,168	88,522	89,338	90,184	91,434	1.4
Texas.....	554,313	571,394	582,434	593,873	598,645	608,532	606,204	609,412	609,717	611,202	618,643	620,373	624,021	627,335	634,683	642,870	1.3
Rocky Mountain	246,228	252,336	259,527	265,102	268,181	270,900	271,833	272,434	271,806	273,963	275,997	277,739	279,810	281,550	283,624	286,548	1.0
Colorado.....	133,367	136,641	141,846	146,085	147,601	148,921	148,426	148,132	147,475	147,880	149,421	149,961	150,665	151,187	152,040	152,992	0.6
Idaho.....	29,778	30,544	31,075	31,333	3												

Table 2. Personal Income by Major Source

[Millions of dollars,

Line	Item	United States						Alabama							
		2002				2003		2002				2003			
		I	II	III	IV	I ^r	II ^r	III ^p	I	II	III	IV	I ^r	II ^r	III ^p
Income by place of residence															
1	Personal income (lines 4–11).....	8,772,204	8,881,691	8,927,635	8,982,839	9,057,680	9,144,434	9,248,017	111,057	112,093	113,036	114,183	116,119	116,271	117,745
2	Nonfarm personal income.....	8,726,965	8,851,276	8,892,120	8,944,559	9,007,733	9,092,148	9,188,902	110,013	111,544	112,349	113,441	114,924	115,087	116,357
3	Farm income (line 17).....	45,239	30,415	35,516	38,281	49,947	52,286	59,115	1,045	549	688	743	1,194	1,183	1,388
Derivation of personal income															
4	Earnings by place of work (lines 12–16 or 17–44)...	6,266,753	6,317,631	6,353,520	6,396,258	6,454,981	6,517,214	6,592,207	75,274	75,620	76,471	77,344	79,001	78,680	79,666
5	Less: Personal contributions for social insurance ²	379,868	382,955	384,677	386,158	391,155	392,950	395,357	4,890	4,938	4,986	5,029	5,137	5,090	5,121
6	Plus: Adjustment for residence ³	-1,352	-1,368	-1,372	-1,381	-1,384	-1,384	-1,483	1,045	1,053	1,047	1,052	1,072	1,074	1,093
7	Equals: Net earnings by place of residence.....	5,885,533	5,933,307	5,967,471	6,008,719	6,062,442	6,122,862	6,195,367	71,429	71,734	72,532	73,368	74,936	74,663	75,638
8	Plus: Dividends, interest, and rent ⁴	1,633,896	1,665,010	1,661,022	1,654,236	1,653,824	1,647,330	1,649,109	19,569	19,914	19,853	19,764	19,569	19,732	19,634
9	Plus: Transfer payments.....	1,252,775	1,283,374	1,299,142	1,319,884	1,341,414	1,374,242	1,403,541	20,060	20,444	20,651	21,052	21,450	21,970	22,473
10	State unemployment insurance benefits.....	51,922	66,957	67,177	63,800	61,542	66,837	69,563	446	563	502	488	477	523	569
11	Transfers excluding State unemployment insurance benefits.....	1,200,853	1,216,417	1,231,965	1,256,084	1,279,872	1,307,405	1,333,978	19,614	19,882	20,149	20,564	20,973	21,447	21,904
Earnings by place of work															
Components of earnings:															
12	Wage and salary disbursements.....	4,930,075	4,969,358	4,979,106	4,994,874	5,025,398	5,059,535	5,093,400	59,459	60,039	60,472	60,952	61,844	61,419	61,821
13	Other labor income.....	585,691	598,887	612,222	624,760	637,563	647,466	659,595	7,720	7,894	8,095	8,289	8,517	8,550	8,708
14	Proprietors' income ⁵	750,987	749,386	762,192	776,624	792,020	810,213	839,212	8,094	7,687	7,904	8,103	8,640	8,710	9,136
15	Farm proprietors' income.....	24,328	9,371	14,176	16,713	27,775	29,361	35,429	868	370	506	560	1,006	989	1,186
16	Nonfarm proprietors' income.....	726,659	740,015	748,016	759,911	764,245	780,852	803,783	7,227	7,317	7,398	7,543	7,634	7,722	7,950
Earnings by industry															
17	Farm earnings.....	45,239	30,415	35,516	38,281	49,947	52,286	59,115	1,045	549	688	743	1,194	1,183	1,388
18	Nonfarm earnings.....	6,221,514	6,287,216	6,318,005	6,357,977	6,405,034	6,464,928	6,533,092	74,229	75,071	75,784	76,602	77,807	77,496	78,278
19	Private earnings.....	5,183,449	5,236,524	5,252,668	5,278,694	5,306,612	5,358,191	5,420,881	58,882	59,563	60,138	60,657	61,492	61,104	61,766
20	Forestry, fishing, related activities, and other ⁶	19,607	19,878	20,516	20,989	21,420	21,384	20,713	(D)	(D)	(D)	(D)	(D)	(D)	(D)
21	Mining.....	51,850	51,552	51,540	52,515	52,170	53,583	54,577	682	659	688	689	676	668	675
22	Utilities.....	68,580	68,690	69,044	69,089	69,487	69,531	70,294	1,102	1,117	1,116	1,149	1,315	1,285	1,304
23	Construction.....	397,637	397,393	398,878	400,587	403,777	404,763	411,898	5,263	5,187	5,206	5,314	5,422	5,272	5,392
24	Manufacturing.....	796,991	804,435	799,191	794,521	793,688	789,866	791,299	12,859	12,964	12,992	13,087	12,885	12,705	12,711
25	Durable goods.....	520,372	527,264	521,622	518,871	515,477	512,566	513,549	7,610	7,781	7,805	7,887	7,688	7,653	7,672
26	Nondurable goods.....	276,619	277,171	277,569	275,651	278,211	277,299	277,750	5,249	5,183	5,187	5,199	5,197	5,052	5,039
27	Wholesale trade.....	325,531	327,465	328,177	325,482	333,011	335,785	337,694	3,735	3,741	3,758	3,649	3,803	3,764	3,802
28	Retail trade.....	426,653	430,260	434,020	434,915	436,426	440,113	445,576	5,772	5,796	5,857	5,926	5,999	5,989	6,047
29	Transportation and warehousing.....	202,725	205,994	208,107	208,077	208,303	207,802	208,646	2,163	2,180	2,185	2,169	2,201	2,188	2,200
30	Information.....	268,612	268,026	266,006	267,302	263,664	265,185	267,498	1,813	1,842	1,836	1,915	1,758	1,728	1,728
31	Finance and insurance.....	457,018	468,411	465,161	470,453	469,574	488,731	502,307	3,520	3,585	3,542	3,785	3,943	3,840	3,932
32	Real estate and rental and leasing.....	110,497	113,609	114,319	116,412	116,896	121,524	126,501	961	981	996	1,009	1,035	1,063	1,112
33	Professional and technical services.....	566,534	569,811	569,283	572,239	576,810	582,429	586,777	5,374	5,538	5,578	5,720	5,989	6,026	6,176
34	Management of companies and enterprises.....	133,687	134,702	134,687	134,499	135,800	136,901	136,632	562	569	538	556	617	599	621
35	Administrative and waste services.....	246,036	245,769	244,962	244,624	247,158	248,098	250,759	2,197	2,222	2,217	2,221	2,253	2,332	2,328
36	Educational services.....	80,257	81,938	83,980	86,540	87,649	89,496	93,323	503	512	540	532	545	546	544
37	Health care and social assistance.....	573,288	585,875	598,905	609,952	618,119	627,817	638,901	7,119	7,388	7,762	7,579	7,659	7,712	7,812
38	Arts, entertainment, and recreation.....	74,594	75,520	76,042	77,192	77,342	78,164	78,482	336	338	341	342	341	349	351
39	Accommodation and food services.....	205,169	207,717	209,655	211,576	213,269	213,992	215,423	(D)	(D)	(D)	(D)	(D)	(D)	(D)
40	Other services, except public administration.....	178,184	179,481	180,195	181,731	182,051	183,030	183,581	2,424	2,429	2,429	2,456	2,434	2,414	2,417
41	Government and government enterprises.....	1,038,065	1,050,691	1,065,337	1,079,283	1,098,422	1,106,737	1,112,211	15,346	15,509	15,645	15,945	16,314	16,392	16,513
42	Federal, civilian.....	196,814	198,991	201,877	206,114	211,223	214,016	213,605	3,579	3,598	3,638	3,653	3,757	3,797	3,820
43	Military.....	88,526	90,015	91,151	90,502	95,928	96,227	96,987	1,371	1,379	1,394	1,379	1,448	1,435	1,423
44	State and local.....	752,726	761,686	772,309	782,667	791,271	796,494	801,620	10,397	10,531	10,614	10,912	11,109	11,160	11,270

See the footnotes at the end of the table.

and Earnings by Industry, 2002:I-2003:III ¹

seasonally adjusted at annual rates]

Alaska				Arizona									Arkansas									Line			
2002				2003			2002				2003					2002				2003					
I	II	III	IV	I ^r	II ^r	III ^p	I	II	III	IV	I ^r	II ^r	III ^p	I	II	III	IV	I ^r	II ^r	III ^p					
20,091	20,273	20,607	20,898	20,896	21,202	21,527	140,528	142,215	143,274	144,881	146,021	148,477	150,546	62,408	63,291	63,686	64,464	65,052	65,618	66,489	1				
20,079	20,264	20,596	20,887	20,879	21,186	21,509	139,163	141,558	142,453	143,895	144,966	147,506	149,397	61,412	62,412	62,773	63,499	63,662	64,191	64,871	2				
11	9	10	11	16	16	18	1,365	656	821	986	1,055	971	1,149	996	879	913	966	1,390	1,428	1,618	3				
15,432	15,555	15,890	16,174	16,083	16,342	16,633	98,543	99,360	100,277	101,631	102,327	104,501	106,088	42,351	42,861	43,167	43,780	44,109	44,400	45,016	4				
819	823	841	854	852	861	874	6,140	6,228	6,276	6,338	6,409	6,527	6,588	2,814	2,852	2,871	2,904	2,912	2,918	2,935	5				
-1,156	-1,165	-1,189	-1,210	-1,201	-1,219	-1,240	586	585	593	603	616	611	619	-485	-498	-504	-521	-505	-508	-510	6				
13,456	13,567	13,860	14,111	14,030	14,262	14,519	92,989	93,717	94,594	95,896	96,534	98,586	100,119	39,052	39,511	39,792	40,355	40,691	40,975	41,571	7				
3,264	3,302	3,300	3,298	3,291	3,284	3,282	26,875	27,466	27,372	27,221	27,210	27,070	27,100	11,102	11,283	11,269	11,246	11,228	11,193	11,192	8				
3,371	3,403	3,446	3,490	3,575	3,656	3,726	20,663	21,032	21,309	21,764	22,278	22,822	23,328	12,254	12,497	12,626	12,864	13,133	13,450	13,727	9				
192	185	189	171	196	208	210	559	612	574	540	572	558	525	429	511	478	467	488	520	521	10				
3,179	3,218	3,258	3,319	3,379	3,448	3,516	20,105	20,420	20,735	21,224	21,706	22,264	22,802	11,825	11,986	12,147	12,398	12,644	12,930	13,206	11				
11,631	11,684	11,906	12,088	11,982	12,133	12,324	78,937	80,047	80,470	81,215	81,571	83,253	84,084	32,843	33,272	33,412	33,782	33,652	33,784	34,005	12				
1,924	1,960	2,035	2,088	2,112	2,149	2,203	8,721	8,973	9,198	9,453	9,626	9,939	10,159	4,202	4,318	4,402	4,531	4,597	4,664	4,757	13				
1,877	1,911	1,949	1,999	1,990	2,060	2,106	10,885	10,339	10,609	10,964	11,130	11,309	11,845	5,307	5,271	5,353	5,467	5,859	5,952	6,254	14				
5	2	3	4	9	9	11	997	286	446	607	665	568	733	701	583	612	662	1,078	1,105	1,285	15				
1,872	1,908	1,946	1,995	1,981	2,051	2,095	9,888	10,053	10,163	10,357	10,465	10,742	11,112	4,606	4,688	4,741	4,805	4,782	4,847	4,969	16				
11	9	10	11	16	16	18	1,365	656	821	986	1,055	971	1,149	996	879	913	966	1,390	1,428	1,618	17				
15,421	15,546	15,880	16,164	16,067	16,326	16,615	97,178	98,704	99,456	100,646	101,272	103,531	104,938	41,355	41,981	42,254	42,814	42,719	42,972	43,398	18				
10,483	10,534	10,715	10,996	10,842	11,070	11,292	80,267	81,346	81,832	82,816	83,165	84,814	86,051	33,853	34,312	34,649	35,027	34,742	34,895	35,225	19				
(D)	(D)	(D)	(D)	(D)	(D)	(D)	295	309	328	325	329	333	321	377	380	396	401	396	405	394	20				
(D)	(D)	(D)	(D)	(D)	(D)	(D)	586	595	573	580	630	566	577	261	265	265	267	268	277	288	21				
139	144	144	148	155	165	171	862	876	880	904	851	909	930	426	442	438	439	452	441	446	22				
1,194	1,241	1,297	1,373	1,256	1,419	1,438	8,544	8,354	8,406	8,516	8,783	8,810	8,899	2,695	2,728	2,734	2,717	2,528	2,477	2,514	23				
506	477	484	502	527	511	540	10,356	10,408	10,372	10,295	9,990	10,222	10,275	7,618	7,678	7,669	7,653	7,605	7,567	7,544	24				
(D)	(D)	(D)	(D)	(D)	(D)	(D)	8,944	9,005	8,972	8,878	8,520	8,774	8,820	4,273	4,319	4,283	4,273	4,224	4,209	4,189	25				
(D)	(D)	(D)	(D)	(D)	(D)	(D)	1,412	1,403	1,400	1,417	1,471	1,448	1,456	3,344	3,359	3,386	3,380	3,381	3,358	3,354	26				
298	294	295	300	296	294	294	5,238	5,349	5,325	5,294	5,319	5,452	5,499	2,008	2,032	2,057	2,059	2,084	2,068	2,068	27				
1,006	1,015	1,039	1,048	1,062	1,069	1,085	7,972	8,114	8,201	8,207	8,346	8,465	8,592	3,014	3,056	3,095	3,105	3,105	3,134	3,183	28				
1,046	1,050	1,096	1,081	1,068	1,081	1,087	2,950	2,975	3,033	3,103	3,065	3,101	3,141	2,396	2,414	2,486	2,487	2,432	2,399	2,425	29				
456	456	457	457	433	452	473	2,819	2,848	2,803	2,917	2,784	2,838	2,834	1,272	1,299	1,276	1,293	1,315	1,333	1,331	30				
418	424	423	444	482	487	499	6,401	6,633	6,599	6,997	7,035	7,243	7,402	1,572	1,656	1,676	1,735	1,677	1,723	1,775	31				
186	186	190	196	200	212	226	2,509	2,593	2,605	2,729	2,659	2,814	2,951	523	533	544	565	540	558	596	32				
798	804	807	826	833	839	851	7,116	7,244	7,383	7,234	7,222	7,487	7,528	1,774	1,821	1,858	1,876	1,926	1,928	1,960	33				
158	158	160	172	83	81	74	1,313	1,283	1,242	1,263	1,443	1,415	1,401	1,520	1,492	1,508	1,648	1,559	1,607	1,625	34				
405	403	406	402	406	432	471	5,682	5,739	5,764	5,773	5,796	5,893	6,047	1,098	1,112	1,128	1,137	1,144	1,153	1,149	35				
87	89	90	95	89	95	101	882	922	947	1,003	1,023	1,087	1,173	240	244	245	254	253	261	289	36				
1,203	1,237	1,291	1,332	1,401	1,447	1,491	8,789	9,040	9,254	9,459	9,687	9,973	10,243	4,366	4,456	4,544	4,643	4,699	4,796	4,869	37				
172	173	175	177	180	180	179	1,241	1,275	1,276	1,288	1,250	1,240	1,230	215	216	219	217	221	225	224	38				
649	656	663	672	704	691	689	4,084	4,132	4,186	4,246	4,281	4,280	4,293	1,217	1,220	1,239	1,248	1,264	1,259	1,284	39				
(D)	(D)	(D)	(D)	(D)	(D)	(D)	2,628	2,658	2,655	2,683	2,672	2,684	2,714	1,261	1,268	1,270	1,281	1,273	1,282	1,283	40				
4,937	5,012	5,165	5,168	5,225	5,256	5,323	16,912	17,358	17,624	17,830	18,106	18,171	18,888	7,502	7,670	7,605	7,787	7,977	8,077	8,172	41				
1,198	1,196	1,219	1,249	1,254	1,262	1,278	3,270	3,337	3,389	3,515	3,562	3,709	3,726	1,343	1,358	1,375	1,404	1,445	1,455	1,451	42				
1,170	1,187	1,206	1,203	1,259	1,260	1,262	1,452	1,475	1,503	1,506	1,619	1,631	1,638	549	557	560	550	584	593	598	43				
2,569	2,629	2,740	2,716	2,712	2,733	2,783	12,190	12,545	12,731	12,809	12,926	13,377	13,523	5,610	5,755	5,670	5,834	5,948	6,029	6,123	44				

Table 2. Personal Income by Major Source

[Millions of dollars,

Line	Item	California						Colorado							
		2002				2003		2002				2003			
		I	II	III	IV	I ^r	II ^r	III ^r	I	II	III	IV	I ^r	II ^r	III ^r
Income by place of residence															
1	Personal income (lines 4–11).....	1,138,401	1,152,672	1,160,385	1,169,530	1,176,483	1,191,379	1,204,509	147,880	149,421	149,961	150,665	151,187	152,040	152,992
2	Nonfarm personal income.....	1,129,969	1,145,865	1,152,746	1,161,795	1,167,186	1,181,429	1,193,629	147,198	148,786	149,303	149,979	150,338	151,153	152,012
3	Farm income (line 17).....	8,432	6,807	7,639	7,735	9,297	9,950	10,880	682	635	658	686	849	887	980
Derivation of personal income															
4	Earnings by place of work (lines 12–16 or 17–44) ...	828,653	834,180	838,729	848,114	853,770	866,597	875,786	113,386	113,957	114,415	115,046	115,291	115,827	116,439
5	Less: Personal contributions for social insurance ²	48,932	49,216	49,407	49,862	50,341	50,888	51,137	6,257	6,266	6,286	6,301	6,336	6,326	6,317
6	Plus: Adjustment for residence ³	329	337	358	364	374	370	391	108	112	114	117	122	128	133
7	Equals: Net earnings by place of residence.....	780,050	785,301	789,680	798,616	803,802	816,079	825,040	107,236	107,803	108,244	108,862	109,077	109,629	110,256
8	Plus: Dividends, interest, and rent ⁴	213,170	218,621	217,255	215,050	215,628	214,130	214,910	26,699	27,276	27,230	27,133	27,157	27,071	27,132
9	Plus: Transfer payments.....	145,181	148,750	153,449	155,864	157,052	161,170	164,559	13,944	14,342	14,487	14,670	14,953	15,340	15,604
10	State unemployment insurance benefits.....	6,223	7,952	10,813	10,377	8,752	9,615	9,862	642	873	852	777	806	898	877
11	Transfers excluding State unemployment insurance benefits.....	138,958	140,798	142,636	145,487	148,300	151,555	154,697	13,302	13,468	13,635	13,893	14,147	14,442	14,726
Earnings by place of work															
Components of earnings:															
12	Wage and salary disbursements.....	638,577	642,158	643,080	648,558	650,459	658,932	662,544	86,601	86,706	86,767	86,922	86,814	86,865	86,801
13	Other labor income.....	70,972	72,475	74,153	75,949	77,206	78,793	80,167	10,746	10,935	11,177	11,415	11,576	11,699	11,818
14	Proprietors' income ⁵	119,104	119,547	121,497	123,607	126,106	128,872	133,075	16,038	16,315	16,472	16,710	16,900	17,263	17,821
15	Farm proprietors' income.....	3,111	1,451	2,206	2,243	3,650	4,110	4,846	284	234	252	275	426	450	529
16	Nonfarm proprietors' income.....	115,993	118,096	119,291	121,364	122,456	124,762	128,229	15,754	16,081	16,220	16,434	16,474	16,813	17,292
Earnings by industry															
17	Farm earnings.....	8,432	6,807	7,639	7,735	9,297	9,950	10,880	682	635	658	686	849	887	980
18	Nonfarm earnings.....	820,221	827,373	831,091	840,378	844,473	856,647	864,905	112,704	113,322	113,758	114,360	114,442	114,940	115,459
19	Private earnings.....	687,719	692,257	692,861	700,440	703,356	714,524	722,504	94,700	95,029	95,150	95,365	95,169	95,609	96,206
20	Forestry, fishing, related activities, and other ⁶	4,233	4,305	4,429	4,489	4,760	4,653	4,479	140	137	140	140	148	145	141
21	Mining.....	2,073	1,961	1,966	1,931	1,978	2,101	2,090	1,747	1,673	1,679	1,644	1,692	1,730	1,781
22	Utilities.....	7,634	7,784	7,992	7,908	8,527	7,847	7,964	1,157	1,158	1,146	1,165	1,113	1,178	1,188
23	Construction.....	52,837	52,831	52,685	53,623	55,051	54,376	55,244	9,713	9,830	9,752	9,558	9,437	9,129	8,958
24	Manufacturing.....	99,290	98,135	96,629	95,952	96,449	96,052	96,420	9,548	9,573	9,466	9,234	9,361	9,400	9,252
25	Durable goods.....	72,446	71,241	70,112	69,445	68,638	67,855	68,051	7,021	7,027	6,949	6,765	6,808	6,860	6,727
26	Nondurable goods.....	26,843	26,894	26,516	26,507	27,811	28,197	28,369	2,527	2,545	2,517	2,469	2,553	2,540	2,525
27	Wholesale trade.....	38,601	38,807	39,038	39,102	39,733	39,964	40,480	5,789	5,836	5,799	5,648	5,775	5,743	5,811
28	Retail trade.....	56,077	56,738	57,120	57,140	57,850	58,212	59,002	7,278	7,323	7,349	7,319	7,332	7,325	7,433
29	Transportation and warehousing.....	21,991	22,378	22,665	22,723	22,546	22,232	22,232	3,249	3,290	3,335	3,346	3,240	3,316	3,226
30	Information.....	48,821	48,302	47,693	48,833	47,957	48,523	48,857	9,315	9,220	9,138	9,314	8,743	8,875	8,753
31	Finance and insurance.....	53,417	54,780	55,663	56,719	54,696	59,831	61,518	7,459	7,367	7,552	7,847	7,794	8,054	8,330
32	Real estate and rental and leasing.....	17,187	17,983	18,067	18,439	18,621	19,663	20,547	2,837	2,928	2,942	2,994	3,055	3,136	3,289
33	Professional and technical services.....	93,019	92,745	91,689	92,943	94,157	96,142	96,434	12,022	11,857	11,777	11,766	11,843	11,781	12,007
34	Management of companies and enterprises....	19,424	19,740	19,640	19,741	19,273	19,624	19,643	1,468	1,526	1,520	1,721	1,749	1,780	1,743
35	Administrative and waste services.....	35,459	35,257	35,197	35,496	35,664	35,672	35,890	4,941	4,927	4,883	4,806	4,856	4,883	4,935
36	Educational services.....	8,833	9,099	9,234	9,526	9,733	9,881	10,604	816	821	844	868	891	887	955
37	Health care and social assistance.....	62,137	63,654	65,082	66,761	66,513	68,886	69,994	8,140	8,395	8,604	8,775	8,864	9,047	9,199
38	Arts, entertainment, and recreation.....	13,607	13,790	13,890	14,367	14,205	14,823	14,871	1,858	1,833	1,860	1,864	1,839	1,834	1,843
39	Accommodation and food services.....	28,709	29,376	29,496	29,762	30,071	30,151	30,329	4,098	4,166	4,182	4,178	4,291	4,212	4,170
40	Other services, except public administration....	24,368	24,592	24,685	24,986	25,574	25,891	25,904	3,124	3,170	3,183	3,177	3,146	3,154	3,192
41	Government and government enterprises.....	132,502	135,116	138,229	139,938	141,117	142,123	142,402	18,004	18,293	18,608	18,995	19,273	19,331	19,254
42	Federal, civilian.....	17,978	18,197	18,589	19,032	19,570	19,905	19,815	3,760	3,743	3,791	3,910	4,030	4,011	3,940
43	Military.....	10,420	10,653	10,835	10,892	11,610	11,706	11,653	2,004	2,059	2,085	2,064	2,181	2,194	2,242
44	State and local.....	104,104	106,265	108,805	110,014	109,936	110,513	110,933	12,239	12,491	12,731	13,021	13,061	13,126	13,071

See the footnotes at the end of the table.

and Earnings by Industry, 2002:I-2003:III ¹—Continued
 seasonally adjusted at annual rates)

Connecticut							Delaware							District of Columbia							Line
2002				2003			2002				2003			2002				2003			
I	II	III	IV	I ^r	II ^r	III ^p	I	II	III	IV	I ^r	II ^r	III ^p	I	II	III	IV	I ^r	II ^r	III ^p	
147,269	148,249	148,840	148,486	150,866	151,227	152,249	25,929	26,090	26,175	26,143	26,731	27,011	27,278	24,204	24,677	24,768	25,393	24,988	25,263	25,445	1
147,105	148,097	148,682	148,324	150,632	151,016	152,024	25,872	26,033	26,118	26,085	26,565	26,851	27,079	24,204	24,677	24,768	25,393	24,988	25,263	25,445	2
164	152	158	162	234	211	225	57	57	57	59	165	160	199	0	0	0	0	0	0	0	3
101,794	101,631	102,288	101,707	104,103	103,955	104,636	20,373	20,305	20,372	20,242	20,868	21,115	21,308	50,390	51,382	51,513	52,757	51,660	52,452	52,628	4
6,024	5,991	6,032	5,975	6,164	6,115	6,123	1,270	1,261	1,265	1,253	1,295	1,304	1,309	2,647	2,697	2,700	2,768	2,699	2,730	2,730	5
7,425	7,560	7,492	7,513	7,409	7,637	7,703	-1,634	-1,615	-1,612	-1,578	-1,647	-1,668	-1,672	-31,150	-31,723	-31,765	-32,309	-31,697	-32,208	-32,244	6
103,195	103,200	103,748	103,245	105,348	105,477	106,217	17,469	17,430	17,495	17,412	17,927	18,142	18,327	16,593	16,963	17,048	17,680	17,264	17,514	17,654	7
27,372	27,900	27,837	27,739	27,692	27,574	27,572	5,103	5,211	5,190	5,157	5,154	5,125	5,129	4,561	4,641	4,627	4,608	4,595	4,571	4,565	8
16,702	17,149	17,255	17,502	17,826	18,176	18,460	3,357	3,449	3,490	3,574	3,650	3,744	3,823	3,051	3,073	3,093	3,105	3,129	3,177	3,225	9
800	1,088	1,034	1,035	1,115	1,183	1,196	127	171	165	175	178	188	185	168	164	157	127	111	113	115	10
15,902	16,062	16,221	16,468	16,711	16,993	17,265	3,230	3,277	3,325	3,399	3,472	3,556	3,637	2,883	2,910	2,936	2,977	3,018	3,065	3,110	11
80,636	80,185	80,534	79,716	81,701	81,222	81,378	16,875	16,749	16,765	16,591	17,037	17,195	17,270	39,802	40,553	40,495	41,493	40,187	40,737	40,764	12
8,905	9,003	9,211	9,295	9,604	9,623	9,766	2,006	2,036	2,074	2,097	2,167	2,214	2,245	7,637	7,825	7,977	8,174	8,361	8,550	8,630	13
12,252	12,443	12,543	12,695	12,798	13,111	13,493	1,493	1,519	1,533	1,554	1,664	1,705	1,793	2,951	3,005	3,041	3,090	3,112	3,165	3,235	14
25	12	16	19	87	59	67	15	14	14	15	121	114	151	0	0	0	0	0	0	0	15
12,227	12,431	12,527	12,676	12,711	13,052	13,426	1,478	1,505	1,519	1,539	1,544	1,591	1,642	2,951	3,005	3,041	3,090	3,112	3,165	3,235	16
164	152	158	162	234	211	225	57	57	57	59	165	160	199	0	0	0	0	0	0	0	17
101,629	101,478	102,130	101,544	103,869	103,744	104,412	20,316	20,248	20,315	20,184	20,703	20,955	21,109	50,390	51,382	51,513	52,757	51,660	52,452	52,628	18
88,458	88,029	88,586	87,794	90,064	90,058	90,697	17,505	17,214	17,399	17,013	17,707	17,719	17,946	29,951	30,532	30,860	31,633	29,904	30,250	30,570	19
38	38	39	39	41	41	40	(D)	(D)	(D)	(D)	(D)	(D)	(D)	(D)	(D)	(D)	(D)	(D)	(D)	(D)	20
111	113	114	116	113	119	123	(D)	(D)	(D)	(D)	(D)	(D)	(D)	(D)	(D)	(D)	(D)	(D)	(D)	(D)	21
995	1,072	1,073	1,080	1,027	1,139	1,144	203	203	285	213	201	208	205	(D)	(D)	(D)	(D)	(D)	(D)	(D)	22
5,303	5,201	5,112	4,969	4,919	5,006	4,968	1,228	1,198	1,187	1,145	1,152	1,228	1,243	686	711	757	804	830	781	789	23
14,287	14,212	14,110	13,791	13,791	13,825	13,755	2,324	2,286	2,328	2,315	2,431	2,466	2,464	232	221	221	210	196	210	212	24
10,242	10,277	10,156	10,000	9,932	9,927	9,895	939	1,015	1,003	951	949	1,005	962	113	101	97	94	88	99	100	25
4,045	3,934	3,954	3,791	3,859	3,898	3,860	1,386	1,271	1,325	1,364	1,482	1,461	1,502	119	120	125	116	108	111	113	26
5,196	5,035	4,988	4,595	5,375	5,075	5,142	820	813	839	844	973	917	932	304	305	316	338	350	378	363	27
6,485	6,413	6,585	6,480	6,504	6,570	6,622	1,302	1,319	1,337	1,335	1,352	1,382	1,380	525	522	521	527	522	529	540	28
1,838	1,869	1,865	1,832	1,860	1,882	1,896	433	433	437	428	427	433	440	(D)	(D)	(D)	(D)	(D)	(D)	(D)	29
3,474	3,400	3,496	3,467	3,447	3,398	3,423	569	580	562	556	559	548	551	(D)	(D)	(D)	(D)	(D)	(D)	(D)	30
14,600	14,763	14,943	14,982	15,678	16,011	16,308	2,320	2,225	2,251	2,089	2,771	2,635	2,711	2,047	2,113	1,933	1,970	2,094	2,037	2,092	31
1,633	1,668	1,667	1,709	1,685	1,719	1,806	282	276	281	285	286	303	306	642	646	635	650	679	697	706	32
9,773	9,767	9,725	9,628	9,658	9,784	9,758	2,446	2,338	2,333	2,451	2,273	2,422	2,470	10,841	11,009	11,115	11,422	9,777	9,934	10,084	33
3,298	2,877	3,018	3,113	3,600	3,135	3,119	1,672	1,541	1,511	1,265	1,128	956	947	266	303	477	321	232	228	231	34
3,512	3,393	3,430	3,325	3,434	3,379	3,381	640	638	625	617	631	640	650	1,411	1,427	1,449	1,419	1,407	1,474	1,484	35
2,099	2,144	2,185	2,237	2,285	2,338	2,430	182	182	209	204	207	210	224	1,582	1,561	1,597	1,640	1,731	1,770	1,727	36
10,063	10,260	10,452	10,680	10,804	10,742	10,875	1,833	1,908	1,923	1,972	2,023	2,091	2,114	2,572	2,670	2,737	2,754	2,779	2,854	2,950	37
899	925	914	873	915	941	941	205	214	217	222	220	206	214	330	336	324	354	331	333	319	38
2,446	2,461	2,473	2,500	2,508	2,537	2,539	538	541	548	553	546	549	558	(D)	(D)	(D)	(D)	(D)	(D)	(D)	39
2,409	2,420	2,397	2,376	2,418	2,417	2,428	481	490	497	490	499	495	507	3,165	3,212	3,251	3,297	3,265	3,345	3,360	40
13,171	13,449	13,545	13,750	13,805	13,686	13,714	2,811	3,034	2,916	3,171	2,997	3,236	3,163	20,439	20,851	20,653	21,124	21,756	22,202	22,058	41
1,452	1,457	1,480	1,532	1,547	1,557	1,563	368	374	387	391	404	403	413	16,921	17,070	17,241	17,398	18,094	18,403	18,321	42
624	631	640	624	662	651	647	314	323	331	330	352	352	348	1,406	1,420	1,448	1,445	1,507	1,497	1,525	43
11,095	11,362	11,425	11,594	11,596	11,477	11,504	2,130	2,337	2,198	2,450	2,241	2,481	2,402	2,112	2,361	1,964	2,281	2,156	2,302	2,212	44

Table 2. Personal Income by Major Source

[Millions of dollars,

Line	Item	Florida						Georgia							
		2002				2003		2002				2003			
		I	II	III	IV	I ^r	II ^r	III ^p	I	II	III	IV	I ^r	II ^r	III ^p
Income by place of residence															
1	Personal income (lines 4–11).....	485,611	493,048	495,859	501,588	505,386	511,191	517,516	243,028	245,628	246,123	248,050	252,333	252,767	256,823
2	Nonfarm personal income.....	483,188	491,289	493,992	499,456	503,207	509,061	515,220	241,328	244,659	244,886	246,770	250,755	251,063	254,950
3	Farm income (line 17).....	2,423	1,759	1,867	2,132	2,180	2,130	2,296	1,700	969	1,237	1,280	1,578	1,704	1,873
Derivation of personal income															
4	Earnings by place of work (lines 12–16 or 17–44) ...	302,066	306,239	308,569	313,267	315,641	320,043	324,591	184,467	185,512	185,824	187,453	191,354	190,983	194,285
5	Less: Personal contributions for social insurance ²	19,215	19,489	19,633	19,878	20,120	20,318	20,518	10,804	10,884	10,876	10,946	11,228	11,132	11,276
6	Plus: Adjustment for residence ³	1,065	1,068	1,064	1,057	1,070	1,063	1,068	-321	-319	-302	-309	-332	-313	-342
7	Equals: Net earnings by place of residence.....	283,916	287,818	290,000	294,445	296,591	300,789	305,141	173,342	174,308	174,646	176,197	179,794	179,537	182,667
8	Plus: Dividends, interest, and rent ⁴	123,572	125,664	125,574	125,321	125,395	125,146	125,365	39,752	40,712	40,570	40,310	40,396	40,211	40,345
9	Plus: Transfer payments.....	78,123	79,566	80,285	81,822	83,401	85,256	87,010	29,934	30,608	30,908	31,543	32,143	33,019	33,812
10	State unemployment insurance benefits.....	1,859	2,287	1,990	1,954	1,980	2,039	2,059	1,064	1,321	1,204	1,193	1,156	1,294	1,375
11	Transfers excluding State unemployment insurance benefits.....	76,264	77,280	78,294	79,868	81,420	83,217	84,951	28,870	29,287	29,703	30,350	30,987	31,725	32,437
Earnings by place of work															
Components of earnings:															
12	Wage and salary disbursements.....	242,050	245,452	246,662	249,569	250,930	253,946	256,596	144,504	145,552	145,086	145,924	148,687	147,739	149,727
13	Other labor income.....	29,227	30,030	30,753	31,708	32,354	33,035	33,770	18,204	18,606	18,924	19,369	19,974	20,078	20,586
14	Proprietors' income ⁵	30,789	30,757	31,154	31,990	32,357	33,062	34,226	21,759	21,354	21,814	22,161	22,692	23,166	23,972
15	Farm proprietors' income.....	1,173	501	590	842	853	758	878	1,332	599	862	901	1,188	1,301	1,457
16	Nonfarm proprietors' income.....	29,616	30,257	30,563	31,148	31,504	32,304	33,348	20,428	20,755	20,952	21,259	21,504	21,865	22,515
Earnings by industry															
17	Farm earnings.....	2,423	1,759	1,867	2,132	2,180	2,130	2,296	1,700	969	1,237	1,280	1,578	1,704	1,873
18	Nonfarm earnings.....	299,644	304,481	306,703	311,135	313,461	317,913	322,295	182,768	184,543	184,587	186,173	189,776	189,279	192,412
19	Private earnings.....	249,897	253,889	255,686	258,584	259,927	263,428	267,220	152,114	153,411	153,113	154,161	157,082	156,315	159,135
20	Forestry, fishing, related activities, and other ⁶	1,223	1,230	1,273	1,257	1,280	1,279	1,244	553	558	581	557	587	585	566
21	Mining.....	390	407	396	407	384	412	419	460	440	441	442	475	447	457
22	Utilities.....	3,115	3,101	3,098	3,040	3,057	3,180	3,215	2,395	2,414	2,312	2,397	2,552	2,398	2,422
23	Construction.....	20,704	21,023	21,010	21,432	22,273	22,670	23,179	11,295	11,170	11,103	11,053	11,436	11,215	11,571
24	Manufacturing.....	19,246	19,512	19,374	19,261	19,165	19,142	19,211	20,938	20,972	20,690	20,680	21,147	20,863	21,167
25	Durable goods.....	13,515	13,640	13,493	13,385	13,282	13,244	13,304	9,808	9,860	9,618	9,614	10,130	10,028	10,076
26	Nondurable goods.....	5,731	5,872	5,880	5,875	5,882	5,898	5,908	11,130	11,112	11,072	11,066	11,017	10,835	11,091
27	Wholesale trade.....	16,594	16,856	16,826	16,815	16,968	17,152	17,278	12,381	12,665	12,570	12,484	12,613	12,775	12,871
28	Retail trade.....	25,069	25,389	25,753	25,873	25,936	25,964	26,344	12,416	12,492	12,526	12,528	12,737	12,725	12,944
29	Transportation and warehousing.....	9,284	9,498	9,609	9,530	9,632	9,464	9,446	8,560	8,638	8,593	8,669	9,096	8,815	8,965
30	Information.....	10,718	10,645	10,594	10,922	10,691	10,641	10,641	12,132	12,210	12,106	12,260	12,234	12,035	12,173
31	Finance and insurance.....	19,787	20,162	20,484	20,977	20,946	21,897	22,435	10,525	10,703	10,734	10,981	11,039	11,394	11,643
32	Real estate and rental and leasing.....	7,860	8,059	8,257	8,522	8,585	8,850	9,230	3,455	3,559	3,571	3,611	3,699	3,843	4,018
33	Professional and technical services.....	25,153	25,568	25,955	26,194	26,055	26,357	26,554	15,756	15,995	15,829	15,935	16,456	16,251	16,181
34	Management of companies and enterprises.....	4,381	4,682	4,607	4,830	4,557	4,928	5,081	5,204	5,042	5,018	5,004	4,572	4,194	4,272
35	Administrative and waste services.....	22,278	22,639	22,034	21,999	22,413	22,585	23,183	7,752	7,809	7,846	7,794	8,225	8,082	8,442
36	Educational services.....	2,887	2,957	3,082	3,164	3,097	3,054	3,217	2,041	2,079	2,167	2,278	2,405	2,484	2,516
37	Health care and social assistance.....	31,811	32,343	33,273	33,889	34,417	35,207	35,783	14,048	14,412	14,793	14,974	15,314	15,561	16,045
38	Arts, entertainment, and recreation.....	6,309	6,391	6,402	6,560	6,496	6,398	6,485	1,583	1,425	1,409	1,514	1,500	1,503	1,586
39	Accommodation and food services.....	13,481	13,715	13,858	14,034	14,172	14,288	14,365	5,749	5,876	5,860	5,984	6,021	6,104	6,118
40	Other services, except public administration.....	9,606	9,713	9,804	9,879	9,802	9,959	9,909	4,869	4,951	4,963	5,019	4,974	5,040	5,175
41	Government and government enterprises.....	49,747	50,591	51,017	52,551	53,534	54,484	55,075	30,654	31,132	31,474	32,011	32,694	32,964	33,277
42	Federal, civilian.....	8,331	8,390	8,494	8,875	9,202	9,278	9,179	6,503	6,600	6,639	6,815	6,942	7,001	6,957
43	Military.....	5,314	5,387	5,457	5,451	5,720	5,681	5,723	4,393	4,450	4,478	4,446	4,709	4,769	4,910
44	State and local.....	36,102	36,815	37,065	38,225	38,613	39,526	40,173	19,757	20,081	20,357	20,750	21,043	21,193	21,410

See the footnotes at the end of the table.

and Earnings by Industry, 2002:I-2003:III¹—Continued

seasonally adjusted at annual rates]

Hawaii				Idaho												Illinois						Line
2002				2003			2002				2003				2002				2003			
I	II	III	IV	I'	II'	III ^P	I	II	III	IV	I'	II'	III ^P	I	II	III	IV	I'	II'	III ^P		
36,757	37,244	37,570	38,016	38,689	38,950	39,355	33,294	33,221	33,695	34,129	34,666	34,823	35,586	415,157	420,863	420,922	422,491	424,276	428,002	432,607	1	
36,557	37,045	37,367	37,811	38,460	38,715	39,110	31,969	32,456	32,774	33,089	33,389	33,600	34,209	413,859	420,450	420,434	421,617	422,926	426,484	430,913	2	
199	200	203	205	229	235	246	1,325	765	920	1,040	1,278	1,223	1,377	1,298	413	488	874	1,350	1,518	1,694	3	
26,605	26,948	27,318	27,795	28,422	28,608	28,937	23,304	23,022	23,454	23,805	24,264	24,205	24,833	299,445	302,435	302,286	303,265	304,621	307,534	311,016	4	
1,519	1,534	1,555	1,580	1,624	1,626	1,639	1,354	1,367	1,385	1,395	1,417	1,411	1,436	17,505	17,697	17,666	17,647	17,793	17,870	17,986	5	
0	0	0	0	0	0	0	469	476	478	479	477	491	493	-910	-955	-890	-840	-812	-847	-850	6	
25,086	25,414	25,763	26,215	26,798	26,982	27,299	22,418	22,132	22,547	22,889	23,324	23,285	23,891	281,030	283,783	283,729	284,778	286,016	288,817	292,181	7	
7,003	7,120	7,100	7,064	7,073	7,047	7,061	6,127	6,227	6,224	6,215	6,217	6,207	6,216	84,014	85,462	85,425	85,293	85,299	85,135	85,253	8	
4,667	4,710	4,707	4,737	4,818	4,921	4,996	4,749	4,863	4,923	5,024	5,126	5,332	5,479	50,113	51,617	51,767	52,420	52,961	54,050	55,174	9	
269	266	218	177	188	210	206	251	291	278	265	254	330	352	2,913	3,951	3,635	3,565	3,394	3,659	3,986	10	
4,398	4,444	4,490	4,560	4,630	4,711	4,789	4,498	4,572	4,645	4,759	4,872	5,002	5,127	47,200	47,666	48,132	48,855	49,567	50,392	51,188	11	
20,490	20,696	20,926	21,251	21,690	21,774	21,953	16,867	17,020	17,197	17,313	17,477	17,436	17,749	238,009	240,564	239,556	239,141	239,524	241,078	242,778	12	
3,253	3,324	3,420	3,524	3,667	3,695	3,762	2,077	2,119	2,180	2,220	2,262	2,285	2,357	27,504	28,190	28,540	28,971	29,424	29,774	30,383	13	
2,861	2,928	2,973	3,020	3,065	3,139	3,223	4,359	3,883	4,076	4,272	4,525	4,484	4,726	33,932	33,682	34,190	35,154	35,674	36,682	37,856	14	
2	1	1	2	20	18	22	928	366	516	632	858	788	928	867	-22	47	429	893	1,045	1,205	15	
2,859	2,927	2,971	3,018	3,045	3,121	3,201	3,431	3,517	3,561	3,640	3,667	3,695	3,799	33,065	33,703	34,143	34,725	34,781	35,637	36,651	16	
199	200	203	205	229	235	246	1,325	765	920	1,040	1,278	1,223	1,377	1,298	413	488	874	1,350	1,518	1,694	17	
26,405	26,748	27,115	27,590	28,193	28,374	28,692	21,979	22,257	22,534	22,764	22,986	22,982	23,456	298,147	302,023	301,798	302,391	303,271	306,016	309,322	18	
18,197	18,415	18,759	19,084	19,300	19,493	19,762	17,685	17,960	18,158	18,405	18,550	18,534	18,990	256,424	259,602	259,783	259,753	259,928	262,984	265,842	19	
48	48	50	51	52	53	50	290	296	310	316	322	327	313	251	251	260	263	264	270	261	20	
49	50	51	51	54	56	57	140	144	145	144	154	149	149	1,515	1,518	1,536	1,563	1,534	1,573	1,600	21	
203	211	212	211	220	221	224	355	235	245	232	225	241	241	2,824	2,866	2,729	2,635	2,576	2,442	2,472	22	
1,636	1,736	1,812	1,832	1,855	1,910	1,891	1,983	2,064	2,084	2,154	2,157	2,067	2,107	18,874	18,792	19,284	19,456	19,160	19,476	19,547	23	
615	622	616	615	601	606	600	2,953	3,120	3,061	3,077	3,047	3,092	3,154	40,276	40,495	40,481	39,701	39,757	39,369	39,474	24	
(D)	(D)	(D)	(D)	(D)	(D)	(D)	2,064	2,240	2,175	2,189	2,150	2,200	2,252	24,951	25,064	25,013	24,688	24,476	24,225	24,385	25	
(D)	(D)	(D)	(D)	(D)	(D)	(D)	890	880	886	888	897	892	902	15,325	15,430	15,468	15,013	15,281	15,144	15,089	26	
746	743	764	757	797	795	807	1,014	1,035	1,077	1,066	1,047	1,056	1,090	19,056	19,190	19,348	19,078	19,461	19,524	19,677	27	
1,883	1,921	1,947	2,009	2,025	2,021	2,047	1,928	1,954	1,969	1,976	2,026	2,039	2,102	17,753	17,626	17,783	17,898	17,563	18,063	18,188	28	
1,060	1,078	1,107	1,117	1,139	1,101	1,119	658	663	666	670	677	676	694	11,518	11,803	11,958	11,898	11,817	11,730	11,936	29	
873	857	859	884	868	851	850	384	381	373	392	398	392	400	10,427	10,600	10,513	10,543	10,288	10,211	10,285	30	
1,123	946	980	1,003	984	1,018	1,049	856	880	899	925	945	953	1,016	26,592	27,232	27,014	27,107	26,928	28,892	29,616	31	
637	662	665	691	715	727	759	329	340	346	355	353	381	407	5,208	5,864	5,434	5,455	5,381	5,633	5,780	32	
1,692	1,707	1,749	1,775	1,802	1,833	1,870	1,768	1,739	1,766	1,773	1,856	1,823	1,863	33,403	33,668	33,311	33,633	33,445	34,020	34,229	33	
444	458	437	477	451	458	471	542	543	539	563	478	516	538	7,260	7,657	7,451	7,306	7,572	7,518	7,506	34	
1,060	1,106	1,140	1,168	1,195	1,197	1,202	752	764	791	794	859	852	894	11,891	12,045	11,902	11,757	12,248	11,987	12,130	35	
382	388	393	406	420	425	437	163	159	164	179	183	179	194	4,043	4,164	4,205	4,303	4,386	4,538	4,701	36	
2,297	2,362	2,372	2,397	2,461	2,529	2,573	2,019	2,049	2,123	2,134	2,186	2,194	2,216	25,288	25,794	26,309	26,738	27,047	27,199	27,645	37	
317	323	328	339	330	335	341	220	251	243	284	252	223	212	3,324	3,041	3,088	3,097	3,187	3,137	3,152	38	
2,347	2,401	2,480	2,494	2,513	2,542	2,585	734	739	750	757	777	768	776	8,124	8,179	8,295	8,407	8,412	8,489	8,575	39	
785	795	799	808	817	817	829	598	605	607	613	609	606	624	8,794	8,817	8,884	8,915	8,903	8,914	9,067	40	
8,208	8,333	8,356	8,506	8,893	8,881	8,930	4,294	4,296	4,376	4,360	4,436	4,448	4,466	41,723	42,421	42,015	42,638	43,342	43,031	43,481	41	
2,018	2,047	2,092	2,174	2,233	2,255	2,276	834	851	871	876	872	886	935	6,356	6,341	6,367	6,550	6,695	6,771	6,882	42	
2,854	2,882	2,918	2,903	3,074	3,030	3,026	348	353	349	337	352	355	365	2,208	2,175	2,062	1,960	2,086	2,034	2,104	43	
3,336	3,405	3,347	3,429	3,586	3,595	3,628	3,111	3,092	3,156	3,146	3,212	3,208	3,166	33,159	33,904	33,585	34,128	34,562	34,226	34,695	44	

Table 2. Personal Income by Major Source

[Millions of dollars,

Line	Item	Indiana							Iowa						
		2002				2003			2002				2003		
		I	II	III	IV	I ^r	II ^r	III ^p	I	II	III	IV	I ^r	II ^r	III ^p
Income by place of residence															
1	Personal income (lines 4–11).....	171,072	173,169	174,777	176,538	177,379	178,740	180,831	81,814	82,375	82,803	83,577	85,500	86,099	87,618
2	Nonfarm personal income.....	170,452	173,250	174,722	176,284	176,833	178,172	180,124	79,405	80,471	80,679	81,237	82,222	82,560	83,384
3	Farm income (line 17).....	620	-80	55	254	547	568	707	2,409	1,904	2,124	2,340	3,278	3,538	4,234
Derivation of personal income															
4	Earnings by place of work (lines 12–16 or 17–44)...	118,186	119,196	120,663	121,914	122,224	122,724	124,020	56,721	56,789	57,090	57,715	59,533	59,793	61,071
5	Less: Personal contributions for social insurance ²	7,511	7,610	7,697	7,749	7,780	7,776	7,819	3,651	3,679	3,685	3,703	3,787	3,765	3,792
6	Plus: Adjustment for residence ³	3,984	4,028	4,014	4,019	4,066	4,098	4,136	382	386	409	402	402	415	419
7	Equals: Net earnings by place of residence.....	114,660	115,614	116,980	118,184	118,510	119,046	120,338	53,452	53,496	53,814	54,415	56,148	56,444	57,698
8	Plus: Dividends, interest, and rent ⁴	31,292	31,792	31,815	31,810	31,836	31,817	31,880	16,568	16,806	16,814	16,814	16,800	16,780	16,789
9	Plus: Transfer payments.....	25,121	25,763	25,981	26,545	27,034	27,877	28,613	11,793	12,074	12,175	12,348	12,551	12,875	13,131
10	State unemployment insurance benefits.....	835	1,128	997	1,019	975	1,200	1,340	408	555	524	492	492	581	611
11	Transfers excluding State unemployment insurance benefits.....	24,286	24,635	24,984	25,525	26,059	26,677	27,273	11,386	11,518	11,651	11,856	12,059	12,294	12,521
Earnings by place of work															
Components of earnings:															
12	Wage and salary disbursements.....	94,952	96,189	97,051	97,642	97,380	97,542	98,137	43,644	43,974	43,935	44,113	44,820	44,656	44,998
13	Other labor income.....	12,095	12,449	12,800	13,092	13,226	13,385	13,613	5,230	5,339	5,428	5,547	5,700	5,741	5,844
14	Proprietors' income ⁵	11,139	10,557	10,812	11,180	11,617	11,797	12,271	7,847	7,477	7,728	8,054	9,013	9,397	10,230
15	Farm proprietors' income.....	319	-384	-252	-57	227	238	366	2,017	1,510	1,724	1,936	2,862	3,109	3,790
16	Nonfarm proprietors' income.....	10,820	10,941	11,065	11,237	11,391	11,559	11,904	5,830	5,966	6,003	6,118	6,150	6,288	6,439
Earnings by industry															
17	Farm earnings.....	620	-80	55	254	547	568	707	2,409	1,904	2,124	2,340	3,278	3,538	4,234
18	Nonfarm earnings.....	117,566	119,276	120,608	121,660	121,677	122,156	123,313	54,312	54,884	54,966	55,374	56,255	56,555	56,837
19	Private earnings.....	100,743	102,148	103,188	104,049	104,032	104,210	105,185	44,893	45,420	45,585	45,851	46,504	46,449	47,030
20	Forestry, fishing, related activities, and other ⁶	119	119	122	122	127	129	124	150	150	155	154	160	162	157
21	Mining.....	589	596	586	593	596	610	623	131	129	128	130	126	130	135
22	Utilities.....	1,511	1,555	1,536	1,538	1,558	1,555	1,573	654	665	697	689	675	713	713
23	Construction.....	8,401	8,115	8,158	8,165	8,479	8,381	8,685	3,615	3,732	3,643	3,722	3,718	3,817	3,827
24	Manufacturing.....	29,552	30,479	30,766	30,797	30,412	30,381	30,367	9,942	10,102	10,017	9,979	9,972	9,884	9,966
25	Durable goods.....	22,070	22,734	22,964	23,028	23,225	22,405	22,383	6,271	6,367	6,301	6,260	6,222	6,157	6,214
26	Nondurable goods.....	7,482	7,744	7,802	7,769	7,186	7,976	7,984	3,671	3,735	3,716	3,720	3,750	3,727	3,752
27	Wholesale trade.....	5,941	6,031	6,106	6,118	6,064	6,063	6,078	3,188	3,126	3,136	3,112	3,227	3,159	3,167
28	Retail trade.....	8,270	8,275	8,344	8,383	8,408	8,399	8,450	4,429	4,434	4,468	4,438	4,535	4,489	4,528
29	Transportation and warehousing.....	4,497	4,606	4,655	4,718	4,668	4,690	4,653	1,994	2,025	2,061	2,086	2,095	2,108	2,140
30	Information.....	2,189	2,199	2,198	2,215	2,213	2,194	2,216	1,492	1,498	1,456	1,451	1,506	1,536	1,578
31	Finance and insurance.....	5,428	5,454	5,661	5,722	5,689	5,726	5,830	4,253	4,252	4,327	4,355	4,643	4,455	4,564
32	Real estate and rental and leasing.....	1,562	1,593	1,610	1,645	1,684	1,709	1,768	616	626	640	649	665	660	691
33	Professional and technical services.....	5,520	5,565	5,587	5,631	5,717	5,730	5,775	2,348	2,374	2,391	2,418	2,459	2,463	2,488
34	Management of companies and enterprises.....	1,840	1,901	1,806	2,004	1,914	1,854	1,875	396	423	447	481	503	513	524
35	Administrative and waste services.....	3,682	3,729	3,778	3,781	3,741	3,778	3,786	1,560	1,564	1,571	1,571	1,568	1,585	1,628
36	Educational services.....	1,245	1,269	1,288	1,343	1,315	1,368	1,412	655	671	680	702	747	785	833
37	Health care and social assistance.....	11,859	12,071	12,313	12,547	12,734	12,860	13,052	5,462	5,618	5,716	5,823	5,825	5,905	6,006
38	Arts, entertainment, and recreation.....	1,836	1,872	1,904	1,921	1,915	1,938	2,015	749	764	761	763	772	779	762
39	Accommodation and food services.....	3,280	3,282	3,313	3,318	3,331	3,350	3,373	1,602	1,605	1,612	1,638	1,645	1,636	1,634
40	Other services, except public administration.....	3,424	3,436	3,453	3,488	3,469	3,496	3,527	1,659	1,660	1,679	1,690	1,664	1,670	1,688
41	Government and government enterprises.....	16,823	17,128	17,420	17,611	17,645	17,946	18,128	9,419	9,465	9,381	9,523	9,752	9,806	9,807
42	Federal, civilian.....	2,505	2,550	2,541	2,590	2,703	2,692	2,683	1,190	1,199	1,217	1,244	1,284	1,297	1,270
43	Military.....	438	446	450	434	482	493	454	269	275	276	260	264	266	262
44	State and local.....	13,879	14,132	14,429	14,587	14,460	14,761	14,992	7,959	7,990	7,888	8,019	8,204	8,242	8,275

See the footnotes at the end of the table.

and Earnings by Industry, 2002:I-2003:III ¹—Continued
seasonally adjusted at annual rates]

Kansas				Kentucky									Louisiana						Line		
2002				2003			2002				2003			2002				2003			
I	II	III	IV	I ^r	II ^r	III ^p	I	II	III	IV	I ^r	II ^r	III ^p	I	II	III	IV	I ^r		II ^r	III ^p
77,875	77,967	78,418	79,028	80,422	80,401	81,536	103,365	104,583	105,556	106,548	107,330	108,217	109,511	112,155	113,505	113,982	115,257	115,964	117,351	118,864	1
77,104	77,823	78,026	78,613	79,356	79,241	80,264	102,325	103,910	104,680	105,659	106,674	107,488	108,688	111,675	113,030	113,511	114,770	115,441	116,798	118,218	2
771	144	392	415	1,066	1,160	1,271	1,041	673	875	889	656	729	823	481	475	471	486	523	554	646	3
54,580	54,246	54,424	54,837	56,131	55,621	56,414	71,379	71,865	72,724	73,538	73,937	74,419	75,252	76,071	76,794	77,087	78,087	78,447	79,478	80,589	4
3,467	3,477	3,468	3,487	3,547	3,484	3,515	4,433	4,481	4,520	4,562	4,624	4,627	4,657	4,223	4,252	4,265	4,313	4,351	4,387	4,425	5
555	552	606	612	587	685	688	-642	-651	-657	-697	-713	-722	-735	-192	-193	-192	-202	-199	-210	-215	6
51,668	51,321	51,562	51,963	53,171	52,822	53,588	66,304	66,733	67,547	68,280	68,600	69,069	69,861	71,657	72,349	72,629	73,572	73,897	74,882	75,950	7
15,470	15,709	15,716	15,712	15,706	15,688	15,703	18,127	18,442	18,422	18,379	18,373	18,325	18,344	18,471	18,757	18,736	18,697	18,679	18,629	18,634	8
10,737	10,937	11,140	11,353	11,545	11,891	12,245	18,935	19,408	19,587	19,890	20,357	20,822	21,307	22,028	22,399	22,617	22,987	23,388	23,841	24,280	9
413	481	551	558	548	658	787	622	841	767	676	755	772	823	381	498	464	442	457	462	469	10
10,324	10,456	10,589	10,795	10,997	11,232	11,459	18,313	18,567	18,820	19,214	19,601	20,051	20,484	21,648	21,901	22,153	22,545	22,932	23,379	23,811	11
42,997	43,106	42,894	43,096	43,549	42,868	43,273	56,104	56,695	57,052	57,536	57,940	58,105	58,511	58,862	59,259	59,294	59,914	60,048	60,665	61,229	12
5,459	5,543	5,632	5,746	5,887	5,863	5,999	7,785	7,955	8,172	8,377	8,551	8,651	8,834	8,030	8,228	8,404	8,633	8,770	8,983	9,173	13
6,124	5,596	5,897	5,995	6,695	6,890	7,143	7,489	7,215	7,500	7,625	7,446	7,662	7,908	9,179	9,308	9,388	9,540	9,630	9,831	10,188	14
355	-274	-32	-13	626	705	801	802	433	632	643	404	467	553	271	264	257	270	301	324	409	15
5,770	5,870	5,929	6,008	6,069	6,185	6,341	6,687	6,782	6,867	6,981	7,042	7,195	7,355	8,908	9,044	9,131	9,270	9,329	9,507	9,779	16
771	144	392	415	1,066	1,160	1,271	1,041	673	875	889	656	729	823	481	475	471	486	523	554	646	17
53,809	54,101	54,032	54,422	55,065	54,461	55,143	70,338	71,192	71,849	72,649	73,281	73,690	74,429	75,591	76,320	76,616	77,600	77,924	78,925	79,943	18
43,844	44,059	43,931	44,257	44,749	44,122	44,722	56,516	57,384	57,770	58,363	58,743	59,068	59,673	60,451	60,769	60,886	61,661	61,862	62,367	63,194	19
126	126	130	128	133	134	130	256	254	271	272	267	268	264	376	385	392	388	402	406	393	20
539	540	536	543	556	570	594	1,253	1,217	1,183	1,185	1,193	1,179	1,196	3,420	3,349	3,348	3,351	3,385	3,503	3,631	21
626	596	533	512	482	531	543	486	462	446	454	454	455	464	782	818	809	836	806	840	851	22
3,314	3,313	3,299	3,271	3,355	3,364	3,386	4,249	4,189	4,244	4,297	4,313	4,476	4,497	5,550	5,493	5,423	5,449	5,503	5,482	5,693	23
8,783	8,783	8,653	8,704	8,579	8,358	8,393	12,710	13,213	13,129	13,216	13,202	13,127	13,282	8,255	8,257	8,204	8,352	8,256	8,233	8,305	24
5,806	5,787	5,666	5,769	5,634	5,341	5,349	8,445	8,882	8,761	8,835	8,771	8,703	8,779	3,655	3,664	3,614	3,735	3,675	3,605	3,636	25
2,977	2,996	2,987	2,935	2,945	3,016	3,044	4,264	4,331	4,367	4,381	4,431	4,423	4,503	4,600	4,593	4,590	4,618	4,581	4,628	4,669	26
3,050	3,104	3,099	3,082	3,029	3,005	3,067	3,493	3,509	3,527	3,526	3,632	3,629	3,658	3,422	3,442	3,475	3,457	3,437	3,465	3,465	27
3,825	3,850	3,876	3,857	3,852	3,831	3,868	5,156	5,171	5,236	5,291	5,315	5,309	5,363	5,336	5,394	5,419	5,455	5,506	5,506	5,524	28
2,014	2,049	2,047	2,054	2,064	2,080	2,138	3,865	3,823	3,970	3,955	4,043	4,123	4,120	3,592	3,594	3,600	3,612	3,656	3,639	3,569	29
3,229	3,000	3,066	3,107	3,490	3,023	3,017	1,501	1,520	1,537	1,598	1,509	1,524	1,531	1,838	1,855	1,847	1,927	1,862	1,854	1,870	30
2,915	3,019	2,978	3,084	3,172	3,226	3,334	3,135	3,170	3,244	3,346	3,272	3,364	3,416	3,087	3,162	3,147	3,282	3,238	3,302	3,424	31
655	664	668	688	695	709	740	758	768	788	795	800	818	852	1,399	1,399	1,418	1,432	1,457	1,484	1,542	32
3,130	3,161	3,172	3,209	3,224	3,183	3,218	3,648	3,684	3,688	3,708	3,758	3,790	3,896	4,825	4,861	4,862	4,850	4,975	5,027	5,084	33
653	686	653	673	694	652	654	989	1,160	996	1,023	1,088	1,048	1,057	1,245	1,268	1,268	1,333	1,176	1,235	1,219	34
1,866	1,886	1,829	1,829	1,854	1,831	1,851	1,990	1,996	2,042	2,075	2,066	2,046	2,024	2,541	2,485	2,415	2,385	2,522	2,497	2,515	35
390	394	397	397	411	411	430	549	541	555	576	598	596	612	960	975	1,007	1,041	1,008	1,041	1,113	36
5,023	5,140	5,240	5,332	5,343	5,389	5,507	7,644	7,775	7,991	8,066	8,242	8,284	8,407	7,419	7,567	7,738	7,833	8,011	8,191	8,306	37
283	286	287	291	287	289	290	481	488	492	499	502	516	521	1,379	1,394	1,426	1,485	1,490	1,463	1,489	38
1,823	1,831	1,836	1,857	1,898	1,868	1,893	2,419	2,480	2,454	2,482	2,488	2,513	2,511	2,726	2,751	2,774	2,780	2,831	2,864	2,879	39
1,602	1,629	1,629	1,637	1,633	1,667	1,669	1,934	1,963	1,980	2,001	2,002	2,003	2,002	2,301	2,319	2,313	2,412	2,341	2,335	2,322	40
9,965	10,042	10,101	10,165	10,315	10,339	10,421	13,823	13,808	14,078	14,286	14,538	14,623	14,757	15,140	15,551	15,730	15,940	16,062	16,558	16,749	41
1,666	1,679	1,684	1,676	1,733	1,771	1,763	2,178	2,176	2,281	2,372	2,331	2,310	2,360	2,291	2,295	2,328	2,407	2,485	2,498	2,439	42
1,228	1,231	1,278	1,277	1,350	1,338	1,395	2,154	2,162	2,171	2,154	2,310	2,339	2,362	1,508	1,535	1,553	1,545	1,658	1,686	1,707	43
7,071	7,132	7,139	7,212	7,232	7,231	7,263	9,490	9,469	9,626	9,760	9,896	9,974	10,034	11,341	11,721	11,848	11,988	11,920	12,374	12,604	44

Table 2. Personal Income by Major Source

[Millions of dollars,

Line	Item	Maine						Maryland							
		2002				2003		2002				2003			
		I	II	III	IV	I ^r	II ^r	III ^p	I	II	III	IV	I ^r	II ^r	III ^p
Income by place of residence															
1	Personal income (lines 4–11).....	35,481	35,858	36,141	36,483	37,011	37,241	37,606	194,304	196,862	198,005	199,454	200,338	203,040	205,031
2	Nonfarm personal income.....	35,384	35,762	36,042	36,383	36,889	37,113	37,472	193,812	196,569	197,640	199,062	200,003	202,698	204,644
3	Farm income (line 17).....	98	96	98	100	123	128	134	491	292	365	391	336	342	387
Derivation of personal income															
4	Earnings by place of work (lines 12–16 or 17–44)...	23,531	23,669	23,905	24,135	24,570	24,647	24,874	125,549	126,529	127,599	128,753	129,343	131,579	132,976
5	Less: Personal contributions for social insurance ²	1,486	1,492	1,507	1,517	1,551	1,547	1,555	7,752	7,807	7,865	7,920	8,000	8,113	8,166
6	Plus: Adjustment for residence ³	475	487	483	483	486	492	473	20,589	20,938	20,981	21,217	21,109	21,317	21,361
7	Equals: Net earnings by place of residence.....	22,520	22,664	22,881	23,101	23,505	23,592	23,791	138,386	139,660	140,715	142,050	142,452	144,783	146,171
8	Plus: Dividends, interest, and rent ⁴	6,729	6,845	6,842	6,834	6,830	6,816	6,822	35,444	36,227	36,086	35,844	35,907	35,732	35,832
9	Plus: Transfer payments.....	6,233	6,349	6,417	6,549	6,677	6,833	6,994	20,474	20,975	21,204	21,560	21,980	22,525	23,028
10	State unemployment insurance benefits.....	159	193	179	185	187	198	220	652	884	844	784	793	863	907
11	Transfers excluding State unemployment insurance benefits.....	6,074	6,156	6,238	6,364	6,489	6,634	6,774	19,822	20,091	20,359	20,776	21,187	21,662	22,121
Earnings by place of work															
Components of earnings:															
12	Wage and salary disbursements.....	18,351	18,420	18,560	18,673	18,965	18,950	19,063	100,931	101,623	102,124	102,772	103,129	104,804	105,547
13	Other labor income.....	2,543	2,586	2,647	2,717	2,789	2,839	2,888	13,630	13,911	14,296	14,607	14,792	15,155	15,473
14	Proprietors' income ⁵	2,638	2,662	2,698	2,745	2,816	2,859	2,922	10,988	10,996	11,178	11,373	11,423	11,620	11,956
15	Farm proprietors' income.....	4	2	3	3	23	25	28	345	145	216	241	181	182	221
16	Nonfarm proprietors' income.....	2,633	2,660	2,695	2,742	2,793	2,834	2,895	10,643	10,850	10,963	11,133	11,242	11,438	11,735
Earnings by industry															
17	Farm earnings.....	98	96	98	100	123	128	134	491	292	365	391	336	342	387
18	Nonfarm earnings.....	23,433	23,573	23,807	24,035	24,447	24,519	24,739	125,058	126,237	127,234	128,361	129,007	131,237	132,589
19	Private earnings.....	18,962	19,065	19,301	19,411	19,774	19,706	19,916	95,645	96,431	96,768	97,488	98,669	100,095	101,028
20	Forestry, fishing, related activities, and other ⁶	289	287	290	301	310	308	302	83	84	87	86	91	93	88
21	Mining.....	24	25	25	26	25	26	27	111	107	102	108	108	107	109
22	Utilities.....	199	205	207	214	197	202	201	1,984	1,992	2,004	1,981	2,019	2,039	2,061
23	Construction.....	1,575	1,542	1,556	1,584	1,680	1,683	1,697	9,312	9,424	9,403	9,385	9,681	9,652	9,796
24	Manufacturing.....	3,081	3,086	3,092	3,072	3,133	2,995	2,968	8,941	8,820	8,748	8,756	8,661	8,583	8,615
25	Durable goods.....	1,619	1,606	1,616	1,604	1,580	1,566	1,572	5,391	5,265	5,254	5,276	5,156	5,087	5,135
26	Nondurable goods.....	1,462	1,480	1,475	1,469	1,553	1,429	1,396	3,549	3,555	3,495	3,480	3,505	3,497	3,480
27	Wholesale trade.....	950	959	962	970	1,011	1,020	1,026	5,628	5,665	5,656	5,691	5,732	5,708	5,754
28	Retail trade.....	2,166	2,175	2,206	2,232	2,249	2,261	2,303	8,467	8,540	8,632	8,643	8,641	8,858	8,963
29	Transportation and warehousing.....	582	590	596	596	602	598	605	3,114	3,121	3,120	3,099	3,052	3,140	3,129
30	Information.....	550	535	544	529	551	545	557	4,083	3,984	3,851	3,820	3,899	3,782	3,795
31	Finance and insurance.....	1,416	1,425	1,441	1,417	1,491	1,486	1,519	7,537	7,912	7,948	8,255	8,171	8,733	8,921
32	Real estate and rental and leasing.....	241	244	255	263	267	264	270	2,303	2,341	2,387	2,453	2,541	2,536	2,600
33	Professional and technical services.....	1,492	1,493	1,545	1,535	1,520	1,519	1,534	15,600	15,765	15,667	15,837	16,052	16,320	16,324
34	Management of companies and enterprises.....	369	385	368	372	367	360	368	583	577	579	578	629	631	638
35	Administrative and waste services.....	701	709	707	703	698	705	707	4,918	4,877	4,844	4,857	4,892	5,003	4,986
36	Educational services.....	338	344	354	359	370	371	383	1,989	2,046	2,081	2,164	2,188	2,267	2,338
37	Health care and social assistance.....	3,238	3,296	3,372	3,431	3,477	3,530	3,607	11,878	12,051	12,399	12,541	12,840	13,085	13,287
38	Arts, entertainment, and recreation.....	200	199	201	209	211	210	211	1,233	1,160	1,188	1,119	1,257	1,225	1,207
39	Accommodation and food services.....	909	916	928	939	942	947	950	4,112	4,159	4,224	4,242	4,309	4,371	4,410
40	Other services, except public administration.....	642	648	651	661	674	676	682	3,769	3,805	3,848	3,873	3,905	3,960	4,005
41	Government and government enterprises.....	4,472	4,508	4,506	4,624	4,673	4,813	4,824	29,413	29,806	30,466	30,873	30,339	31,142	31,561
42	Federal, civilian.....	955	954	966	977	1,007	1,040	1,044	12,449	12,580	12,845	12,955	13,215	13,374	13,448
43	Military.....	352	351	359	360	386	410	413	2,451	2,452	2,499	2,484	2,579	2,554	2,608
44	State and local.....	3,165	3,203	3,181	3,287	3,281	3,363	3,367	14,512	14,774	15,123	15,434	14,544	15,214	15,504

See the footnotes at the end of the table.

and Earnings by Industry, 2002:I-2003:III ¹—Continued
 seasonally adjusted at annual rates]

Massachusetts				Michigan									Minnesota						Line		
2002				2003			2002				2003			2002				2003			
I	II	III	IV	I ^r	II ^r	III ^p	I	II	III	IV	I ^r	II ^r	III ^p	I	II	III	IV	I ^r		II ^r	III ^p
247,765	252,257	251,714	252,127	252,895	254,749	257,126	295,932	304,930	306,682	307,437	307,968	311,347	313,184	167,189	169,755	171,656	171,969	173,352	175,683	177,732	1
247,654	252,173	251,613	252,022	252,787	254,633	256,997	295,263	304,629	306,294	306,963	307,347	310,744	312,490	165,913	168,591	170,487	170,732	171,816	173,973	175,779	2
111	84	100	106	108	116	129	669	301	388	474	622	603	694	1,276	1,164	1,169	1,237	1,536	1,710	1,952	3
184,487	187,004	186,074	186,492	186,731	187,946	189,707	208,621	215,684	216,934	217,004	216,940	219,059	219,738	122,229	123,503	125,351	125,388	126,526	128,328	129,771	4
10,662	10,791	10,723	10,714	10,785	10,802	10,849	12,998	13,467	13,539	13,508	13,559	13,635	13,618	7,946	8,023	8,148	8,124	8,227	8,305	8,353	5
-4,801	-4,891	-4,793	-4,788	-4,687	-4,737	-4,754	1,158	1,133	1,144	1,157	1,169	1,170	1,173	-1,134	-1,146	-1,170	-1,151	-1,145	-1,177	-1,184	6
169,025	171,323	170,559	170,989	171,259	172,407	174,103	196,780	203,350	204,538	204,653	204,550	206,594	207,293	113,150	114,334	116,033	116,113	117,154	118,847	120,233	7
45,576	46,590	46,472	46,263	46,259	46,061	46,127	53,759	54,545	54,593	54,639	54,527	54,444	54,420	34,004	34,703	34,700	34,629	34,734	34,699	34,840	8
33,164	34,344	34,683	34,875	35,378	36,282	36,895	45,393	47,035	47,551	48,145	48,891	50,308	51,471	20,036	20,717	20,923	21,227	21,464	22,137	22,658	9
2,375	3,204	3,192	2,840	2,806	3,089	3,103	2,042	3,114	3,061	2,772	2,646	3,055	3,245	890	1,319	1,273	1,188	1,040	1,269	1,360	10
30,789	31,140	31,491	32,035	32,572	33,193	33,792	43,351	43,921	44,490	45,374	46,245	47,253	48,226	19,146	19,398	19,649	20,039	20,424	20,869	21,298	11
149,500	151,282	149,959	149,742	149,727	150,293	151,038	168,866	174,925	175,423	174,901	174,398	175,761	175,642	99,909	100,858	102,183	101,810	102,414	103,611	104,274	12
16,240	16,659	16,849	17,080	17,356	17,554	17,858	20,948	22,055	22,557	22,855	23,061	23,496	23,707	10,762	11,020	11,383	11,531	11,741	11,977	12,192	13
18,747	19,064	19,267	19,669	19,647	20,099	20,811	18,806	18,705	18,954	19,248	19,481	19,803	20,388	11,559	11,625	11,785	12,046	12,372	12,741	13,304	14
-6	-33	-19	-15	-16	-12	-3	74	-298	-220	-140	-9	-49	20	739	624	622	684	967	1,122	1,345	15
18,753	19,097	19,286	19,684	19,663	20,111	20,814	18,732	19,003	19,174	19,387	19,490	19,852	20,368	10,819	11,001	11,164	11,363	11,404	11,619	11,960	16
111	84	100	106	108	116	129	669	301	388	474	622	603	694	1,276	1,164	1,169	1,237	1,536	1,710	1,952	17
184,376	186,920	185,974	186,386	186,623	187,830	189,578	207,951	215,383	216,546	216,530	216,318	218,456	219,043	120,953	122,339	124,182	124,151	124,990	126,618	127,818	18
161,859	164,072	162,940	163,466	163,060	164,420	166,166	178,050	185,221	185,633	185,719	185,245	186,809	187,986	104,134	105,170	106,620	106,418	107,347	108,714	109,928	19
254	254	273	278	284	286	275	261	270	270	274	280	288	274	246	245	253	256	262	267	258	20
270	272	274	277	283	292	304	590	640	646	649	640	651	690	371	382	402	403	412	401	386	21
1,120	1,188	1,205	1,173	1,173	1,197	1,222	2,986	2,943	2,947	2,969	3,284	3,084	3,076	1,288	1,321	1,287	1,315	1,204	1,342	1,355	22
11,583	11,423	11,452	11,701	11,521	11,283	11,459	13,474	13,260	13,165	12,840	12,741	12,907	13,170	8,024	7,934	8,137	8,250	8,185	8,158	8,346	23
22,626	22,643	21,717	21,740	21,929	21,937	21,973	45,100	48,809	48,439	48,408	47,364	47,933	47,632	18,139	18,367	18,392	17,991	18,513	18,374	18,484	24
16,593	16,510	15,738	15,708	15,888	15,876	15,879	36,999	40,679	40,352	40,228	38,908	39,591	39,437	12,076	12,211	12,236	11,886	12,315	12,310	12,331	25
6,033	6,133	5,978	6,031	6,041	6,061	6,093	8,101	8,129	8,087	8,180	8,456	8,342	8,195	6,063	6,156	6,156	6,104	6,198	6,064	6,153	26
9,646	9,684	9,465	9,463	9,941	9,877	9,902	10,343	10,567	10,518	10,481	10,530	10,681	10,955	7,974	7,961	8,307	7,910	8,555	8,535	8,672	27
10,460	10,593	10,663	10,665	10,702	10,880	10,914	14,143	14,201	14,339	14,290	14,338	14,328	14,513	7,958	8,149	8,260	8,046	8,164	8,307	8,398	28
3,518	3,557	3,557	3,551	3,589	3,582	3,631	5,661	5,869	6,008	5,975	5,915	5,904	5,850	4,202	4,292	4,334	4,370	4,409	4,335	4,412	29
8,045	7,885	7,621	7,638	7,581	7,211	7,130	5,206	5,216	5,192	5,263	5,310	5,254	5,265	3,945	3,867	3,799	3,890	3,301	3,495	3,493	30
19,165	20,745	20,721	20,366	18,960	19,965	20,626	9,263	9,497	9,625	9,990	9,929	10,173	10,456	9,669	9,798	9,922	10,324	10,388	10,843	11,025	31
3,041	3,037	3,106	3,051	3,128	3,265	3,379	2,602	2,694	2,741	2,747	2,700	2,853	2,967	1,843	1,854	1,904	1,964	1,983	2,028	2,114	32
23,877	23,781	23,548	23,228	23,661	23,438	23,467	19,901	20,916	21,110	20,742	20,615	20,939	20,995	9,632	9,615	9,682	9,706	9,703	9,847	9,908	33
5,219	5,473	5,102	5,199	4,843	5,145	5,151	5,350	6,505	6,408	6,348	6,593	6,405	6,377	5,542	5,473	5,687	5,173	5,229	5,184	5,198	34
6,048	6,033	6,046	5,918	5,984	6,061	6,115	8,912	9,043	9,137	9,281	9,251	9,387	9,512	3,697	3,703	3,768	3,749	3,737	3,852	3,891	35
6,146	6,224	6,365	6,649	6,487	6,776	7,089	1,542	1,593	1,593	1,683	1,684	1,682	1,716	1,291	1,313	1,324	1,360	1,392	1,414	1,465	36
19,540	19,859	20,275	20,872	21,347	21,521	21,824	19,857	20,217	20,502	20,798	21,075	21,287	21,491	12,388	12,771	13,049	13,485	13,670	13,944	14,136	37
1,794	1,831	1,872	1,864	1,916	1,900	1,891	2,064	2,116	2,131	2,073	2,082	2,147	2,179	1,161	1,275	1,239	1,266	1,274	1,338	1,303	38
5,135	5,186	5,244	5,335	5,287	5,316	5,333	5,240	5,276	5,304	5,342	5,346	5,349	5,376	3,090	3,109	3,112	3,131	3,186	3,263	3,273	39
4,372	4,401	4,436	4,497	4,443	4,488	4,482	5,555	5,598	5,558	5,567	5,567	5,558	5,492	3,674	3,741	3,761	3,832	3,781	3,787	3,808	40
22,518	22,848	23,035	22,920	23,563	23,410	23,412	29,901	30,162	30,913	30,812	31,073	31,647	31,058	16,819	17,169	17,562	17,733	17,642	17,904	17,891	41
3,998	4,050	4,114	4,107	4,199	4,250	4,253	3,630	3,693	3,781	3,867	3,958	4,045	4,024	2,259	2,270	2,318	2,356	2,364	2,406	2,398	42
633	646	656	643	678	684	687	488	499	502	499	577	593	576	401	412	411	385	441	442	433	43
17,886	18,152	18,265	18,170	18,685	18,476	18,472	25,784	25,970	26,630	26,446	26,538	27,009	26,458	14,159	14,487	14,833	14,992	14,837	15,056	15,060	44

Table 2. Personal Income by Major Source

[Millions of dollars,

Line	Item	Mississippi						Missouri							
		2002				2003		2002				2003			
		I	II	III	IV	I'	II'	III ^P	I	II	III	IV	I'	II'	III ^P
Income by place of residence															
1	Personal income (lines 4–11).....	63,376	63,990	64,523	65,077	66,489	66,633	67,542	161,919	162,979	164,041	165,471	166,740	167,858	170,108
2	Nonfarm personal income.....	62,909	63,689	64,164	64,698	65,727	65,826	66,660	161,314	162,903	163,783	165,176	166,299	167,449	169,435
3	Farm income (line 17).....	467	301	359	379	763	806	881	605	76	259	295	441	408	673
Derivation of personal income															
4	Earnings by place of work (lines 12–16 or 17–44)...	40,665	40,800	41,230	41,497	42,662	42,413	42,943	115,432	115,415	116,468	117,420	118,308	118,894	120,652
5	Less: Personal contributions for social insurance ²	2,639	2,652	2,675	2,685	2,752	2,720	2,737	7,083	7,093	7,146	7,187	7,272	7,273	7,335
6	Plus: Adjustment for residence ³	1,864	1,890	1,887	1,903	1,917	1,942	1,962	-3,544	-3,536	-3,617	-3,651	-3,649	-3,749	-3,787
7	Equals: Net earnings by place of residence.....	39,890	40,038	40,442	40,715	41,826	41,634	42,168	104,805	104,786	105,705	106,583	107,387	107,873	109,530
8	Plus: Dividends, interest, and rent ⁴	9,962	10,147	10,133	10,102	10,110	10,083	10,103	31,106	31,592	31,522	31,422	31,348	31,218	31,190
9	Plus: Transfer payments.....	13,524	13,805	13,948	14,261	14,553	14,915	15,270	26,008	26,601	26,815	27,466	28,005	28,767	29,388
10	State unemployment insurance benefits.....	262	349	296	306	300	317	339	691	922	776	868	854	978	982
11	Transfers excluding State unemployment insurance benefits.....	13,261	13,456	13,652	13,954	14,253	14,598	14,932	25,317	25,678	26,039	26,598	27,150	27,789	28,406
Earnings by place of work															
Components of earnings:															
12	Wage and salary disbursements.....	31,446	31,600	31,795	31,894	32,474	32,160	32,385	91,610	91,721	92,184	92,648	93,133	93,339	94,198
13	Other labor income.....	4,517	4,598	4,731	4,831	4,981	5,001	5,114	11,379	11,559	11,809	12,087	12,313	12,449	12,679
14	Proprietors' income ⁵	4,703	4,602	4,704	4,772	5,206	5,252	5,445	12,443	12,134	12,475	12,685	12,862	13,106	13,774
15	Farm proprietors' income.....	257	90	145	163	540	577	644	300	-231	-53	-19	118	74	328
16	Nonfarm proprietors' income.....	4,445	4,512	4,559	4,609	4,666	4,675	4,801	12,143	12,366	12,528	12,705	12,745	13,032	13,447
Earnings by industry															
17	Farm earnings.....	467	301	359	379	763	806	881	605	76	259	295	441	408	673
18	Nonfarm earnings.....	40,198	40,499	40,871	41,118	41,899	41,606	42,062	114,827	115,339	116,209	117,125	117,868	118,486	119,979
19	Private earnings.....	30,863	31,068	31,210	31,329	31,869	31,517	31,824	96,492	96,894	97,751	98,266	98,701	99,126	100,531
20	Forestry, fishing, related activities, and other ⁶	405	405	417	417	426	429	417	206	202	213	212	239	230	222
21	Mining.....	374	358	371	364	362	378	387	373	320	350	363	344	357	355
22	Utilities.....	457	455	472	475	514	488	494	1,288	970	1,116	1,067	852	950	943
23	Construction.....	2,723	2,721	2,714	2,665	2,737	2,537	2,603	7,757	7,822	7,973	7,920	7,696	7,911	8,372
24	Manufacturing.....	6,790	6,724	6,615	6,591	6,674	6,644	6,601	15,375	15,550	15,622	15,523	15,742	15,319	15,586
25	Durable goods.....	4,349	4,336	4,243	4,240	4,295	4,328	4,355	9,788	9,969	10,102	10,056	10,144	9,922	10,139
26	Nondurable goods.....	2,441	2,387	2,371	2,351	2,379	2,316	2,247	5,587	5,581	5,520	5,467	5,598	5,397	5,447
27	Wholesale trade.....	1,556	1,582	1,595	1,576	1,604	1,622	1,606	6,243	6,283	6,302	6,241	6,381	6,401	6,546
28	Retail trade.....	3,284	3,301	3,335	3,339	3,386	3,362	3,415	7,964	8,043	8,149	8,182	8,181	8,301	8,290
29	Transportation and warehousing.....	1,511	1,519	1,536	1,542	1,576	1,578	1,592	4,470	4,597	4,638	4,589	4,649	4,465	4,343
30	Information.....	776	777	761	770	768	713	714	6,153	6,163	6,016	5,990	6,271	6,191	6,252
31	Finance and insurance.....	1,528	1,558	1,569	1,588	1,615	1,623	1,674	6,506	6,565	6,584	6,865	6,939	7,019	7,126
32	Real estate and rental and leasing.....	396	447	424	413	418	417	424	1,591	1,594	1,611	1,627	1,709	1,691	1,743
33	Professional and technical services.....	1,771	1,800	1,835	1,914	1,910	1,895	1,927	8,310	8,141	8,190	8,321	8,445	8,549	8,694
34	Management of companies and enterprises....	569	566	573	677	631	634	670	5,131	4,988	4,937	5,074	4,809	5,078	5,181
35	Administrative and waste services.....	894	898	906	897	932	915	923	3,479	3,474	3,520	3,575	3,502	3,520	3,526
36	Educational services.....	311	313	322	332	336	353	366	1,890	1,946	1,999	2,048	1,975	2,049	2,056
37	Health care and social assistance.....	3,784	3,865	3,950	3,988	4,091	4,115	4,195	11,092	11,400	11,624	11,790	11,987	12,095	12,278
38	Arts, entertainment, and recreation.....	499	505	497	501	506	510	492	1,630	1,733	1,769	1,700	1,738	1,739	1,788
39	Accommodation and food services.....	1,932	1,975	2,031	1,989	2,047	1,983	2,006	3,597	3,646	3,667	3,691	3,716	3,721	3,785
40	Other services, except public administration....	1,301	1,297	1,286	1,291	1,335	1,322	1,317	3,439	3,457	3,471	3,488	3,526	3,540	3,444
41	Government and government enterprises.....	9,335	9,431	9,662	9,789	10,030	10,089	10,239	18,335	18,445	18,458	18,859	19,167	19,360	19,448
42	Federal, civilian.....	1,602	1,610	1,652	1,665	1,680	1,695	1,710	3,830	3,851	3,874	3,974	4,048	4,054	3,935
43	Military.....	1,288	1,294	1,308	1,292	1,369	1,363	1,394	1,246	1,289	1,278	1,267	1,342	1,346	1,308
44	State and local.....	6,445	6,527	6,702	6,831	6,980	7,031	7,135	13,260	13,305	13,306	13,618	13,777	13,959	14,205

See the footnotes at the end of the table.

and Earnings by Industry, 2002:I-2003:III ¹—Continued
 seasonally adjusted at annual rates]

Montana				Nebraska									Nevada						Line		
2002				2003			2002				2003			2002				2003			
I	II	III	IV	I ^r	II ^r	III ^p	I	II	III	IV	I ^r	II ^r	III ^p	I	II	III	IV	I ^r		II ^r	III ^p
22,270	22,490	22,862	22,979	23,093	23,527	23,911	50,408	50,774	51,397	51,767	53,239	53,653	54,373	64,384	65,121	65,891	66,889	68,028	68,629	69,811	1
21,903	22,301	22,583	22,792	22,967	23,322	23,606	49,262	49,843	50,431	50,740	51,552	51,798	52,309	64,245	65,029	65,773	66,767	67,936	68,532	69,706	2
367	189	279	187	126	206	305	1,147	930	966	1,027	1,687	1,855	2,065	139	93	118	122	93	97	105	3
14,476	14,564	14,942	15,013	15,069	15,458	15,755	35,816	35,881	36,435	36,642	38,049	38,259	38,806	47,393	47,671	48,530	49,552	50,684	51,123	52,180	4
965	982	1,002	1,010	1,023	1,040	1,048	2,276	2,288	2,323	2,326	2,389	2,381	2,395	2,622	2,630	2,678	2,729	2,810	2,819	2,865	5
-17	-18	-19	-19	-19	-20	-21	-805	-809	-828	-828	-850	-851	-857	-975	-978	-1,003	-1,029	-1,064	-1,068	-1,093	6
13,494	13,564	13,921	13,983	14,027	14,398	14,686	32,735	32,785	33,284	33,489	34,810	35,026	35,554	43,797	44,063	44,849	45,794	46,809	47,236	48,222	7
5,090	5,170	5,168	5,161	5,154	5,142	5,142	10,836	11,003	11,028	11,049	11,056	11,064	11,085	13,336	13,641	13,595	13,528	13,488	13,406	13,394	8
3,686	3,755	3,773	3,835	3,912	3,988	4,082	6,837	6,986	7,085	7,230	7,374	7,563	7,734	7,251	7,418	7,448	7,567	7,731	7,987	8,196	9
101	129	104	102	115	116	140	122	175	179	175	174	194	202	506	562	482	429	425	485	505	10
3,585	3,627	3,669	3,733	3,797	3,871	3,943	6,715	6,811	6,906	7,054	7,200	7,369	7,532	6,745	6,856	6,966	7,137	7,306	7,502	7,690	11
10,636	10,825	11,019	11,102	11,167	11,375	11,472	27,763	27,897	28,259	28,271	28,852	28,819	29,005	37,479	37,589	38,188	38,889	39,777	39,982	40,660	12
1,505	1,549	1,608	1,650	1,668	1,719	1,766	3,390	3,459	3,568	3,627	3,758	3,796	3,868	4,569	4,645	4,812	5,002	5,180	5,278	5,425	13
2,335	2,190	2,316	2,260	2,234	2,364	2,517	4,663	4,526	4,609	4,744	5,439	5,644	5,934	5,345	5,437	5,530	5,660	5,727	5,862	6,095	14
206	26	114	20	-46	28	122	738	519	550	607	1,255	1,409	1,603	75	29	53	56	26	27	33	15
2,130	2,164	2,201	2,240	2,279	2,336	2,396	3,925	4,006	4,059	4,137	4,184	4,236	4,330	5,270	5,408	5,476	5,604	5,701	5,835	6,062	16
367	189	279	187	126	206	305	1,147	930	966	1,027	1,687	1,855	2,065	139	93	118	122	93	97	105	17
14,108	14,375	14,663	14,825	14,943	15,252	15,450	34,669	34,951	35,469	35,615	36,361	36,404	36,742	47,254	47,578	48,411	49,431	50,591	51,026	52,075	18
10,852	11,069	11,277	11,408	11,517	11,745	11,858	28,365	28,537	28,986	29,081	29,626	29,571	29,901	40,078	40,365	41,031	41,795	42,694	42,929	43,899	19
147	148	156	158	162	162	159	102	103	106	106	112	113	108	22	21	22	22	22	22	22	20
379	394	388	396	375	407	417	173	173	176	178	187	187	193	698	681	667	686	649	682	695	21
298	315	314	313	313	335	341	620	639	678	660	658	701	706	442	426	441	469	440	442	448	22
1,085	1,097	1,138	1,161	1,229	1,303	1,342	2,445	2,506	2,530	2,593	2,652	2,663	2,717	5,289	5,459	5,550	5,706	6,050	6,053	6,269	23
830	832	861	840	830	838	819	4,130	4,200	4,214	4,190	4,249	4,175	4,203	2,058	2,049	2,111	2,111	2,155	2,178	2,211	24
523	530	542	526	520	517	498	2,029	2,062	2,053	2,012	2,047	1,962	1,969	1,477	1,475	1,517	1,517	1,562	1,587	1,612	25
307	303	319	314	310	321	320	2,101	2,138	2,161	2,178	2,201	2,213	2,234	581	574	594	594	593	591	599	26
597	605	634	627	615	628	639	1,966	2,008	2,014	1,976	2,017	2,043	2,016	1,868	1,903	1,922	1,878	1,870	1,889	1,905	27
1,298	1,329	1,358	1,378	1,369	1,384	1,414	2,565	2,548	2,586	2,582	2,647	2,610	2,636	3,536	3,582	3,610	3,673	3,722	3,744	3,861	28
572	578	590	584	580	580	586	2,232	2,248	2,263	2,312	2,239	2,250	2,274	1,466	1,494	1,512	1,516	1,558	1,543	1,561	29
347	364	370	369	372	362	353	1,287	1,212	1,231	1,244	1,086	1,147	1,171	1,067	1,061	1,069	1,063	1,027	1,005	1,002	30
636	650	642	684	697	701	718	2,424	2,401	2,470	2,528	2,591	2,561	2,628	2,234	2,312	2,356	2,430	2,499	2,594	2,707	31
153	156	159	163	173	176	184	341	344	350	353	350	361	372	1,143	1,167	1,215	1,228	1,230	1,270	1,329	32
907	922	934	948	957	976	967	2,014	2,052	2,090	2,081	2,103	2,110	2,163	3,024	3,063	3,178	3,233	3,395	3,455	3,518	33
52	54	53	54	53	56	57	807	674	770	737	927	821	812	1,046	817	769	980	966	924	948	34
363	368	371	373	381	386	391	1,255	1,247	1,245	1,253	1,168	1,193	1,180	2,209	2,211	2,253	2,290	2,314	2,327	2,403	35
85	86	88	91	94	97	99	342	407	399	414	431	440	475	132	134	137	148	145	148	164	36
1,715	1,769	1,800	1,840	1,851	1,887	1,908	3,468	3,556	3,630	3,635	3,878	3,890	3,946	3,295	3,387	3,462	3,510	3,668	3,654	3,751	37
209	211	218	216	234	234	234	251	257	258	262	261	260	260	1,264	1,285	1,284	1,310	1,331	1,353	1,371	38
702	709	718	723	735	728	723	953	969	977	985	1,003	991	986	8,225	8,269	8,428	8,503	8,578	8,593	8,678	39
476	481	485	492	495	504	507	990	995	997	993	1,068	1,058	1,055	1,060	1,045	1,046	1,038	1,075	1,054	1,057	40
3,257	3,306	3,387	3,417	3,426	3,507	3,591	6,305	6,414	6,483	6,534	6,735	6,832	6,840	7,176	7,213	7,380	7,635	7,897	8,096	8,176	41
816	826	853	896	844	878	914	988	994	1,010	1,032	1,081	1,097	1,100	1,029	1,052	1,093	1,185	1,197	1,236	1,252	42
286	291	294	292	312	315	319	639	650	658	653	682	677	690	584	606	624	629	672	678	687	43
2,154	2,189	2,239	2,229	2,270	2,314	2,358	4,678	4,770	4,815	4,849	4,971	5,059	5,051	5,562	5,555	5,662	5,821	6,029	6,182	6,237	44

Table 2. Personal Income by Major Source

[Millions of dollars,

Line	Item	New Hampshire						New Jersey							
		2002				2003		2002				2003			
		I	II	III	IV	I ^r	II ^r	III ^p	I	II	III	IV	I ^r	II ^r	III ^p
Income by place of residence															
1	Personal income (lines 4–11).....	43,055	43,865	43,847	44,047	44,424	44,785	45,318	337,578	338,845	341,099	342,035	345,818	348,854	352,001
2	Nonfarm personal income.....	43,012	43,830	43,808	44,006	44,383	44,744	45,271	337,298	338,610	340,840	341,770	345,519	348,556	351,664
3	Farm income (line 17).....	42	35	39	41	41	41	47	280	236	259	265	299	298	337
Derivation of personal income															
4	Earnings by place of work (lines 12–16 or 17–44)...	28,370	28,943	28,948	29,112	29,484	29,801	30,282	228,546	226,041	227,914	229,177	233,093	234,910	236,903
5	Less: Personal contributions for social insurance ²	1,798	1,834	1,834	1,839	1,874	1,885	1,908	14,398	14,169	14,287	14,337	14,694	14,722	14,765
6	Plus: Adjustment for residence ³	3,915	3,943	3,907	3,902	3,879	3,886	3,883	22,707	23,450	23,190	23,034	22,734	23,340	23,556
7	Equals: Net earnings by place of residence.....	30,488	31,052	31,021	31,175	31,489	31,801	32,257	236,854	235,322	236,816	237,873	241,134	243,528	245,694
8	Plus: Dividends, interest, and rent ⁴	7,778	7,943	7,914	7,873	7,848	7,799	7,789	60,878	62,048	61,973	61,823	61,770	61,578	61,621
9	Plus: Transfer payments.....	4,788	4,870	4,911	4,998	5,088	5,185	5,272	39,846	41,475	42,310	42,339	42,915	43,748	44,686
10	State unemployment insurance benefits.....	132	160	149	154	163	167	164	2,490	3,666	4,049	3,377	3,261	3,294	3,458
11	Transfers excluding State unemployment insurance benefits.....	4,657	4,709	4,762	4,844	4,925	5,018	5,108	37,356	37,809	38,261	38,962	39,654	40,455	41,228
Earnings by place of work															
Components of earnings:															
12	Wage and salary disbursements.....	22,432	22,882	22,824	22,868	23,155	23,340	23,637	182,920	179,971	181,032	181,545	184,823	185,582	186,232
13	Other labor income.....	2,422	2,502	2,545	2,606	2,675	2,723	2,819	18,559	18,536	18,996	19,326	19,949	20,190	20,511
14	Proprietors' income ⁵	3,517	3,560	3,579	3,638	3,655	3,737	3,826	27,066	27,534	27,886	28,306	28,321	29,137	30,160
15	Farm proprietors' income.....	-1	-9	-6	-4	-5	-7	-3	76	30	51	55	83	74	106
16	Nonfarm proprietors' income.....	3,518	3,569	3,585	3,642	3,660	3,744	3,829	26,990	27,504	27,835	28,251	28,239	29,063	30,054
Earnings by industry															
17	Farm earnings.....	42	35	39	41	41	41	47	280	236	259	265	299	298	337
18	Nonfarm earnings.....	28,328	28,909	28,909	29,071	29,443	29,760	30,235	228,265	225,805	227,654	228,912	232,794	234,612	236,566
19	Private earnings.....	24,959	25,474	25,429	25,415	25,785	26,052	26,361	196,342	194,651	195,214	197,030	199,225	201,620	203,516
20	Forestry, fishing, related activities, and other ⁶	87	88	91	91	95	92	92	99	95	99	98	106	100	100
21	Mining.....	36	37	37	40	35	36	38	194	194	194	201	208	210	215
22	Utilities.....	264	303	289	269	291	262	263	2,086	2,037	2,073	2,033	2,051	2,039	2,046
23	Construction.....	2,175	2,158	2,090	2,110	2,078	2,148	2,151	12,134	11,931	12,138	12,065	11,755	12,023	12,305
24	Manufacturing.....	4,679	4,668	4,622	4,515	4,562	4,560	4,610	24,546	23,924	23,714	23,387	24,865	24,064	24,186
25	Durable goods.....	3,543	3,554	3,500	3,423	3,455	3,460	3,496	10,412	10,225	10,177	10,038	10,291	10,145	10,184
26	Nondurable goods.....	1,136	1,115	1,122	1,092	1,106	1,100	1,113	14,134	13,699	13,536	13,349	14,574	13,918	14,001
27	Wholesale trade.....	1,792	1,849	1,850	1,802	1,806	1,839	1,857	17,283	16,868	16,806	16,658	17,310	18,667	17,819
28	Retail trade.....	2,922	2,941	2,988	3,023	3,059	3,113	3,155	15,853	15,993	16,183	16,347	16,397	16,809	17,083
29	Transportation and warehousing.....	533	546	552	539	547	555	573	7,787	7,991	8,001	8,079	8,152	8,196	8,136
30	Information.....	832	897	834	828	857	851	835	12,983	12,945	12,650	12,548	12,009	12,308	12,373
31	Finance and insurance.....	1,757	1,910	1,874	1,935	2,002	2,045	2,100	21,793	20,925	20,698	21,123	21,155	21,495	22,213
32	Real estate and rental and leasing.....	429	431	520	449	465	468	491	3,932	4,105	4,165	4,266	4,310	4,577	4,827
33	Professional and technical services.....	2,183	2,195	2,187	2,184	2,203	2,202	2,228	25,648	25,154	25,364	25,810	25,795	25,737	25,967
34	Management of companies and enterprises.....	502	534	472	473	557	543	548	5,880	5,899	5,974	6,271	6,433	6,250	6,318
35	Administrative and waste services.....	890	920	903	902	906	912	916	9,356	9,164	9,230	9,228	9,550	9,283	9,343
36	Educational services.....	660	690	728	750	775	792	816	2,405	2,422	2,517	2,552	2,634	2,692	2,894
37	Health care and social assistance.....	2,958	3,030	3,095	3,186	3,213	3,294	3,344	20,320	20,861	21,104	21,654	21,850	22,284	22,688
38	Arts, entertainment, and recreation.....	291	289	294	298	305	304	302	2,302	2,322	2,354	2,542	2,507	2,433	2,362
39	Accommodation and food services.....	1,111	1,121	1,133	1,147	1,155	1,162	1,168	6,363	6,417	6,471	6,525	6,593	6,729	6,909
40	Other services, except public administration.....	857	868	871	873	873	873	873	5,379	5,404	5,480	5,642	5,546	5,724	5,732
41	Government and government enterprises.....	3,369	3,435	3,480	3,656	3,658	3,707	3,874	31,923	31,154	32,440	31,881	33,568	32,992	33,050
42	Federal, civilian.....	553	550	560	586	600	603	598	4,628	4,644	4,723	4,831	4,939	5,005	5,024
43	Military.....	88	91	91	92	108	114	142	892	908	900	880	922	925	917
44	State and local.....	2,728	2,794	2,829	2,979	2,950	2,990	3,133	26,403	25,602	26,817	26,171	27,708	27,062	27,109

See the footnotes at the end of the table.

and Earnings by Industry, 2002:I-2003:III¹—Continued

seasonally adjusted at annual rates]

New Mexico							New York							North Carolina							Line
2002				2003			2002				2003			2002				2003			
I	II	III	IV	I'	II'	III'	I	II	III	IV	I'	II'	III'	I	II	III	IV	I'	II'	III'	
43,677	44,098	44,438	45,193	45,453	46,109	46,873	676,590	686,279	685,909	687,503	689,228	700,133	707,533	227,740	228,855	229,994	230,836	234,192	233,826	236,424	1
42,735	43,647	43,824	44,493	44,783	45,398	46,000	675,929	685,685	685,284	686,860	688,516	699,384	706,724	225,145	227,540	228,089	228,847	231,804	231,524	233,730	2
943	451	614	700	670	711	873	661	594	625	642	712	749	808	2,595	1,315	1,905	1,988	2,387	2,302	2,695	3
30,386	30,588	30,835	31,480	31,585	32,074	32,642	501,883	508,163	507,143	507,169	507,054	517,509	523,138	163,609	163,038	163,959	164,294	167,322	165,668	167,454	4
1,810	1,851	1,854	1,887	1,903	1,923	1,941	30,533	30,843	30,729	30,623	30,795	31,274	31,417	10,304	10,322	10,341	10,328	10,552	10,391	10,436	5
66	60	61	56	56	55	54	-31,794	-32,546	-32,216	-32,049	-31,695	-32,554	-32,819	-1,463	-1,456	-1,450	-1,444	-1,463	-1,423	-1,433	6
28,642	28,797	29,042	29,649	29,738	30,206	30,755	439,557	444,774	444,198	444,497	444,564	453,681	458,901	151,842	151,261	152,168	152,522	155,307	153,853	155,585	7
7,549	7,658	7,637	7,604	7,604	7,576	7,582	124,532	126,427	126,346	126,165	126,048	125,765	125,813	41,038	41,913	41,741	41,485	41,426	41,177	41,183	8
7,486	7,643	7,759	7,939	8,112	8,327	8,536	112,501	115,079	115,364	116,841	118,617	120,687	122,819	34,860	35,681	36,085	36,828	37,458	38,796	39,657	9
165	205	206	206	200	210	220	4,348	5,804	4,967	4,704	4,763	4,847	5,061	1,602	1,898	1,780	1,712	1,541	1,952	1,918	10
7,321	7,437	7,553	7,734	7,911	8,117	8,316	108,152	109,275	110,397	112,137	113,854	115,840	117,757	33,258	33,782	34,305	35,117	35,917	36,844	37,738	11
23,509	24,037	24,019	24,420	24,471	24,786	25,028	397,683	401,643	399,176	397,537	397,122	404,168	406,260	130,750	130,946	130,868	130,621	132,573	130,825	131,470	12
3,385	3,514	3,597	3,703	3,760	3,844	3,933	39,597	40,453	41,158	41,694	42,262	43,235	43,959	16,241	16,525	16,816	17,151	17,677	17,666	17,964	13
3,493	3,037	3,219	3,357	3,355	3,445	3,680	64,604	66,067	66,809	67,938	67,669	70,106	72,919	16,617	15,567	16,275	16,523	17,073	17,177	18,019	14
742	249	410	493	458	442	647	179	109	133	145	201	220	262	2,052	769	1,352	1,429	1,812	1,708	2,081	15
2,751	2,788	2,809	2,864	2,897	2,953	3,033	64,425	65,958	66,676	67,793	67,469	69,886	72,657	14,565	14,798	14,923	15,094	15,261	15,469	15,938	16
943	451	614	700	670	711	873	661	594	625	642	712	749	808	2,595	1,315	1,905	1,988	2,387	2,302	2,695	17
29,444	30,137	30,221	30,781	30,915	31,363	31,769	501,222	507,569	506,519	506,526	506,342	516,760	522,330	161,014	161,723	162,054	162,306	164,935	163,365	164,759	18
20,634	21,090	21,058	21,428	21,450	21,788	22,074	429,184	435,594	432,589	432,435	430,462	441,817	446,974	130,232	130,515	131,111	130,394	132,172	130,433	131,850	19
90	90	94	94	101	100	95	1,264	1,284	1,295	1,297	1,360	1,369	1,294	466	467	468	469	483	490	471	20
894	867	863	893	908	924	958	498	507	515	528	526	551	565	269	269	266	267	259	273	280	21
254	262	262	275	245	282	284	5,086	5,145	5,205	5,194	5,297	5,194	5,274	(D)	(D)	(D)	(D)	(D)	(D)	(D)	22
2,063	2,023	1,984	2,042	2,104	2,123	2,169	21,038	21,048	21,346	21,274	21,174	21,601	21,850	11,043	10,970	10,863	10,630	10,843	10,537	10,808	23
1,708	1,751	1,773	1,756	1,660	1,703	1,706	35,491	35,774	35,725	35,803	34,852	35,393	35,351	28,571	28,455	28,482	27,922	27,883	27,271	27,142	24
1,311	1,357	1,370	1,359	1,258	1,304	1,303	21,577	21,682	21,407	21,627	21,035	20,902	20,900	15,012	15,007	14,914	14,563	14,450	14,266	14,342	25
397	394	403	398	402	399	403	13,914	14,092	14,318	14,176	13,817	14,490	14,451	13,559	13,448	13,568	13,359	13,433	13,004	12,800	26
986	997	1,011	1,008	990	983	996	23,421	23,683	23,578	23,511	24,408	24,124	24,190	8,383	8,377	8,471	8,355	8,730	8,680	8,742	27
2,293	2,315	2,347	2,359	2,386	2,397	2,424	25,070	25,209	25,624	25,990	25,738	26,204	26,496	11,639	11,675	11,784	11,737	11,681	11,714	11,942	28
831	829	834	855	827	854	870	11,594	11,646	11,740	11,869	11,958	11,931	11,943	4,918	4,916	4,870	4,823	4,962	4,801	4,853	29
808	822	815	827	814	841	844	31,810	31,472	31,528	31,946	31,707	31,093	31,239	(D)	(D)	(D)	(D)	(D)	(D)	(D)	30
1,031	1,071	1,066	1,111	1,101	1,108	1,141	90,060	94,889	89,505	87,317	84,378	91,445	94,356	9,061	8,923	8,988	9,080	9,856	9,271	9,458	31
378	585	398	421	383	405	418	10,412	10,342	10,371	10,754	10,624	11,022	11,321	2,200	2,249	2,266	2,285	2,293	2,364	2,464	32
2,669	2,711	2,758	2,818	2,890	2,925	2,955	51,023	51,468	51,057	50,898	52,019	52,277	52,568	10,022	10,109	10,077	10,032	10,230	10,151	10,186	33
272	267	255	276	214	256	243	14,603	13,963	14,048	13,551	12,766	14,946	13,964	4,796	4,701	4,807	4,771	4,703	4,589	4,558	34
1,236	1,228	1,216	1,215	1,269	1,248	1,247	16,214	16,023	15,984	15,804	16,127	16,191	16,255	5,681	5,646	5,658	5,657	5,741	5,668	5,878	35
231	236	234	244	232	235	238	10,690	11,027	11,375	11,703	11,668	12,005	12,627	1,735	1,772	1,795	1,850	1,835	1,899	1,863	36
2,666	2,780	2,886	2,946	2,996	3,068	3,137	48,275	48,905	50,124	50,911	52,021	52,404	53,327	13,737	14,049	14,301	14,465	14,637	14,787	15,105	37
244	251	249	254	258	273	268	7,862	8,279	8,362	8,416	8,315	8,558	8,640	1,441	1,531	1,548	1,523	1,510	1,536	1,566	38
1,137	1,151	1,163	1,170	1,194	1,188	1,199	12,519	12,657	12,804	13,018	12,913	12,931	13,024	4,786	4,874	4,931	4,927	4,971	4,953	5,017	39
843	854	850	862	877	874	882	12,253	12,273	12,404	12,650	12,612	12,578	12,692	4,390	4,422	4,381	4,350	4,362	4,367	4,333	40
8,810	9,047	9,162	9,352	9,465	9,575	9,695	72,038	71,975	73,930	74,091	75,880	74,943	75,355	30,782	31,209	30,942	31,912	32,763	32,932	32,909	41
2,064	2,155	2,211	2,185	2,215	2,249	2,271	9,346	9,507	9,613	9,758	10,031	10,072	9,971	3,882	3,959	3,996	4,116	4,178	4,209	4,189	42
797	811	830	830	878	883	899	1,781	1,803	1,833	1,806	1,949	1,946	1,927	5,738	5,831	5,931	6,011	6,435	6,471	6,587	43
5,949	6,081	6,121	6,337	6,371	6,443	6,525	60,911	60,666	62,484	62,527	63,900	62,925	63,458	21,162	21,419	21,016	21,785	22,252	22,133	22,133	44

Table 2. Personal Income by Major Source
[Millions of dollars,

Line	Item	North Dakota						Ohio							
		2002				2003		2002				2003			
		I	II	III	IV	I ^r	II ^r	III ^p	I	II	III	IV	I ^r	II ^r	III ^p
Income by place of residence															
1	Personal income (lines 4–11).....	16,787	16,608	16,931	17,059	17,787	17,980	18,252	330,130	334,343	336,601	338,255	340,827	342,900	346,219
2	Nonfarm personal income.....	16,278	16,503	16,691	16,840	17,085	17,184	17,351	329,535	334,285	336,455	337,855	340,019	342,010	345,245
3	Farm income (line 17).....	509	105	240	219	702	796	902	594	59	146	400	809	889	974
Derivation of personal income															
4	Earnings by place of work (lines 12–16 or 17–44)...	11,880	11,602	11,917	12,015	12,732	12,844	13,077	231,698	234,032	236,320	237,338	239,484	240,644	242,918
5	Less: Personal contributions for social insurance ²	791	797	810	817	838	836	842	13,220	13,363	13,491	13,499	13,673	13,671	13,742
6	Plus: Adjustment for residence ³	-568	-574	-583	-592	-608	-605	-611	-1,372	-1,394	-1,418	-1,403	-1,406	-1,406	-1,419
7	Equals: Net earnings by place of residence.....	10,522	10,231	10,524	10,606	11,286	11,404	11,624	217,105	219,275	221,412	222,436	224,404	225,566	227,757
8	Plus: Dividends, interest, and rent ⁴	3,508	3,559	3,560	3,559	3,557	3,552	3,554	61,103	62,010	61,861	61,654	61,510	61,249	61,191
9	Plus: Transfer payments.....	2,758	2,819	2,848	2,895	2,945	3,024	3,074	51,922	53,058	53,328	54,165	54,913	56,084	57,272
10	State unemployment insurance benefits.....	42	69	64	58	56	75	66	1,813	2,391	2,103	2,075	1,970	2,153	2,389
11	Transfers excluding State unemployment insurance benefits.....	2,715	2,750	2,784	2,837	2,889	2,949	3,008	50,109	50,667	51,225	52,090	52,943	53,930	54,883
Earnings by place of work															
Components of earnings:															
12	Wage and salary disbursements.....	9,020	9,096	9,222	9,289	9,470	9,458	9,536	187,811	189,809	191,145	191,132	192,319	192,700	193,821
13	Other labor income.....	1,210	1,242	1,285	1,318	1,359	1,370	1,398	22,383	22,890	23,488	23,952	24,362	24,624	25,099
14	Proprietors' income ⁵	1,650	1,264	1,410	1,407	1,904	2,016	2,144	21,503	21,333	21,687	22,254	22,803	23,319	23,998
15	Farm proprietors' income.....	343	-62	70	48	526	615	714	212	-326	-245	5	403	470	541
16	Nonfarm proprietors' income.....	1,307	1,326	1,340	1,359	1,377	1,401	1,429	21,292	21,659	21,931	22,249	22,400	22,849	23,457
Earnings by industry															
17	Farm earnings.....	509	105	240	219	702	796	902	594	59	146	400	809	889	974
18	Nonfarm earnings.....	11,371	11,497	11,678	11,796	12,030	12,048	12,175	231,103	233,973	236,174	236,938	238,675	239,754	241,944
19	Private earnings.....	8,697	8,766	8,881	8,957	9,147	9,144	9,262	194,310	197,194	198,833	198,669	200,491	201,129	202,981
20	Forestry, fishing, related activities, and other ⁶	62	61	65	68	67	68	66	191	189	195	196	199	203	198
21	Mining.....	202	214	211	213	221	229	236	936	950	895	904	933	959	981
22	Utilities.....	251	255	251	256	269	266	272	1,882	1,878	1,886	1,899	2,086	1,957	1,989
23	Construction.....	729	723	717	721	749	770	780	13,591	13,581	13,772	13,720	13,681	13,891	14,165
24	Manufacturing.....	926	947	958	968	968	961	967	45,040	46,118	46,024	45,844	46,217	45,439	45,327
25	Durable goods.....	611	629	630	636	637	633	639	32,337	33,171	32,944	32,820	33,247	32,483	32,390
26	Nondurable goods.....	315	317	328	332	331	328	328	12,703	12,947	13,080	13,024	12,971	12,956	12,937
27	Wholesale trade.....	765	757	787	782	791	788	797	12,679	12,763	12,937	12,759	12,877	12,847	13,018
28	Retail trade.....	936	936	953	962	973	970	978	16,889	17,089	17,264	17,222	17,072	17,335	17,501
29	Transportation and warehousing.....	450	450	459	460	474	461	462	7,059	7,130	7,169	7,154	7,264	7,285	7,296
30	Information.....	309	320	328	326	323	335	340	6,095	6,161	6,094	6,006	6,049	6,044	6,049
31	Finance and insurance.....	608	607	609	643	658	644	661	12,804	13,039	13,125	13,346	13,812	13,847	14,215
32	Real estate and rental and leasing.....	89	93	94	95	96	99	103	3,187	3,213	3,264	3,313	3,287	3,376	3,484
33	Professional and technical services.....	481	492	496	508	520	518	524	16,446	16,634	16,663	16,661	16,920	17,075	17,262
34	Management of companies and enterprises.....	147	151	143	148	168	150	151	6,493	6,818	7,152	6,571	6,992	7,049	7,080
35	Administrative and waste services.....	293	296	297	295	292	281	291	8,432	8,461	8,565	8,633	8,392	8,599	8,528
36	Educational services.....	59	66	54	51	55	56	56	2,407	2,457	2,515	2,586	2,588	2,679	2,834
37	Health care and social assistance.....	1,579	1,578	1,633	1,633	1,680	1,700	1,725	24,284	24,738	25,201	25,639	25,984	26,318	26,839
38	Arts, entertainment, and recreation.....	48	50	51	50	51	53	52	2,526	2,480	2,536	2,595	2,541	2,573	2,546
39	Accommodation and food services.....	395	399	407	408	412	412	418	6,737	6,793	6,875	6,913	6,891	6,968	7,016
40	Other services, except public administration.....	367	370	369	368	380	381	384	6,633	6,701	6,701	6,707	6,706	6,685	6,652
41	Government and government enterprises.....	2,673	2,731	2,796	2,839	2,883	2,904	2,913	36,793	36,780	37,341	38,269	38,184	38,626	38,963
42	Federal, civilian.....	543	558	567	573	580	586	586	5,763	5,794	5,821	5,927	5,991	6,037	6,041
43	Military.....	508	520	533	537	562	561	572	1,124	1,154	1,174	1,133	1,206	1,209	1,234
44	State and local.....	1,622	1,653	1,696	1,729	1,741	1,758	1,755	29,906	29,832	30,346	31,210	30,987	31,380	31,688

See the footnotes at the end of the table.

and Earnings by Industry, 2002:I-2003:III ¹—Continued
 seasonally adjusted at annual rates]

Oklahoma				Oregon									Pennsylvania						Line		
2002				2003			2002				2003			2002				2003			
I	II	III	IV	I ^r	II ^r	III ^p	I	II	III	IV	I ^r	II ^r	III ^p	I	II	III	IV	I ^r		II ^r	III ^p
86,961	87,622	88,168	88,522	89,338	90,184	91,434	98,842	100,211	100,896	101,974	102,141	103,053	104,332	386,067	389,692	392,285	394,198	398,833	402,505	406,915	1
86,257	87,073	87,558	87,868	88,736	89,566	90,736	98,093	99,580	100,198	101,260	101,162	102,041	103,272	385,495	389,160	391,730	393,629	398,040	401,672	406,025	2
704	549	610	655	602	617	698	749	631	698	715	980	1,012	1,060	571	533	555	569	793	833	891	3
59,467	59,570	59,995	60,079	60,627	61,152	62,059	68,889	69,651	70,010	70,840	70,859	71,084	71,802	263,071	263,997	265,951	267,267	271,299	273,223	276,386	4
3,649	3,651	3,670	3,660	3,716	3,731	3,767	4,364	4,412	4,428	4,473	4,478	4,473	4,498	16,551	16,558	16,678	16,718	17,061	17,095	17,221	5
1,066	1,082	1,085	1,101	1,098	1,102	1,111	-2,269	-2,290	-2,281	-2,324	-2,301	-2,272	-2,279	3,044	2,956	2,960	2,954	3,003	3,064	3,047	6
56,884	57,001	57,410	57,519	58,009	58,522	59,402	62,255	62,950	63,301	64,043	64,080	64,339	65,025	249,563	250,396	252,233	253,503	257,241	259,191	262,213	7
15,304	15,574	15,537	15,469	15,483	15,429	15,458	20,863	21,156	21,119	21,067	21,018	20,943	20,923	70,502	71,568	71,438	71,256	70,795	70,714	70,714	8
14,773	15,046	15,221	15,534	15,847	16,232	16,573	15,724	16,105	16,475	16,864	17,043	17,771	18,384	66,001	67,728	68,614	69,439	70,524	72,519	73,988	9
322	405	390	408	430	479	496	1,235	1,381	1,517	1,543	1,364	1,678	1,890	3,372	4,344	4,475	4,129	4,061	4,720	4,899	10
14,451	14,641	14,831	15,126	15,416	15,753	16,077	14,490	14,724	14,958	15,321	15,679	16,093	16,493	62,629	63,384	64,139	65,309	66,463	67,799	69,089	11
43,977	43,998	44,123	43,967	44,345	44,619	45,074	54,469	55,051	55,118	55,640	55,335	55,391	55,729	205,667	205,710	206,692	207,051	209,905	210,778	212,448	12
6,414	6,528	6,671	6,771	6,925	7,016	7,197	6,511	6,660	6,804	6,987	7,069	7,113	7,246	23,288	23,654	24,204	24,647	25,298	25,668	26,157	13
9,076	9,044	9,202	9,340	9,357	9,516	9,788	7,908	7,940	8,088	8,212	8,455	8,580	8,827	34,115	34,633	35,054	35,570	36,096	36,777	37,781	14
475	319	376	419	360	367	440	16	-106	-50	-41	203	209	231	48	6	21	29	238	259	297	15
8,601	8,725	8,825	8,921	8,998	9,149	9,348	7,892	8,046	8,138	8,253	8,251	8,371	8,596	34,067	34,627	35,033	35,541	35,858	36,518	37,483	16
704	549	610	655	602	617	698	749	631	698	715	980	1,012	1,060	571	533	555	569	793	833	891	17
58,763	59,021	59,386	59,424	60,025	60,534	61,360	68,140	69,020	69,312	70,125	69,879	70,072	70,742	262,499	263,465	265,396	266,698	270,506	272,389	275,496	18
45,618	45,730	46,006	45,941	46,374	46,847	47,385	56,204	56,992	57,172	57,827	57,426	57,792	58,358	227,831	228,259	229,788	230,654	233,715	235,090	238,150	19
118	119	122	123	126	129	124	993	1,007	1,076	1,071	1,092	1,111	1,075	381	378	393	391	410	414	399	20
2,972	2,929	2,954	2,952	3,216	3,264	3,393	102	104	107	107	118	104	108	1,465	1,414	1,408	1,382	1,397	1,422	1,432	21
1,046	1,067	1,098	1,105	1,153	1,142	1,186	635	666	659	681	645	683	690	3,213	3,282	3,107	3,180	3,283	3,144	3,178	22
3,068	3,037	3,041	3,049	3,092	3,113	3,160	4,739	4,853	4,850	4,821	4,603	4,493	4,580	17,025	16,958	17,108	17,103	17,326	17,342	17,649	23
7,921	7,998	7,913	7,796	7,889	7,830	7,926	10,279	10,285	10,139	10,274	10,082	10,024	10,137	39,640	39,278	39,283	38,782	38,416	38,361	38,486	24
4,301	4,380	4,273	4,135	4,257	4,187	4,274	8,178	8,162	8,010	8,150	7,918	7,876	7,986	23,411	23,421	23,380	23,145	22,694	22,727	22,793	25
3,620	3,618	3,641	3,662	3,631	3,644	3,652	2,101	2,123	2,129	2,124	2,165	2,148	2,151	16,228	15,857	15,903	15,637	15,721	15,635	15,693	26
2,729	2,533	2,561	2,552	2,277	2,577	2,544	4,164	4,237	4,268	4,231	4,238	4,363	4,358	12,679	12,662	12,744	12,767	13,191	13,353	13,316	27
4,522	4,512	4,524	4,548	4,586	4,587	4,598	5,234	5,284	5,343	5,338	5,245	5,316	5,386	18,549	18,615	18,906	18,946	19,129	19,522	19,723	28
2,134	2,224	2,264	2,198	2,238	2,212	2,236	2,196	2,226	2,238	2,238	2,223	2,231	2,228	9,068	9,121	9,151	9,014	9,096	9,063	9,139	29
1,879	1,869	1,822	1,851	1,770	1,802	1,793	2,062	2,017	1,988	2,040	1,986	2,037	2,021	9,446	9,477	9,328	9,310	9,463	9,453	9,570	30
2,379	2,435	2,453	2,517	2,558	2,580	2,649	3,475	3,528	3,533	3,643	3,847	3,840	3,913	17,507	17,647	17,732	17,895	18,572	18,268	18,694	31
862	891	919	904	936	916	939	1,134	1,145	1,168	1,194	1,198	1,243	1,316	4,067	4,151	4,267	4,367	4,370	4,571	4,772	32
3,208	3,204	3,222	3,247	3,382	3,441	3,523	4,655	4,666	4,669	4,696	4,675	4,678	4,717	24,347	24,460	24,462	24,544	24,600	24,971	25,377	33
679	680	703	675	697	759	734	1,708	1,743	1,660	1,746	1,781	1,768	1,774	4,444	4,254	4,381	4,392	4,797	4,876	4,986	34
2,374	2,341	2,334	2,324	2,244	2,245	2,308	2,414	2,523	2,533	2,527	2,384	2,527	2,529	9,325	9,164	9,212	9,157	9,433	9,281	9,352	35
415	427	444	441	473	482	483	620	633	645	662	672	696	720	6,911	7,026	7,198	7,504	7,743	7,823	8,146	36
5,334	5,467	5,638	5,672	5,782	5,818	5,860	6,839	7,050	7,226	7,368	7,453	7,526	7,647	32,063	32,546	33,098	33,757	34,078	34,773	35,406	37
329	327	332	337	318	323	325	618	635	654	722	668	642	668	2,541	2,615	2,641	2,658	2,732	2,780	2,782	38
1,856	1,851	1,871	1,873	1,887	1,879	1,892	2,385	2,420	2,443	2,479	2,501	2,516	2,486	7,317	7,376	7,444	7,518	7,547	7,558	7,580	39
1,792	1,821	1,790	1,776	1,749	1,747	1,712	1,951	1,971	1,973	1,989	2,013	1,995	2,003	7,842	7,835	7,925	7,987	8,133	8,113	8,163	40
13,145	13,291	13,380	13,483	13,651	13,688	13,976	11,936	12,028	12,139	12,298	12,453	12,280	12,385	34,668	35,205	35,608	36,044	36,791	37,299	37,346	41
3,061	3,091	3,130	3,178	3,253	3,288	3,301	2,024	2,042	2,121	2,191	2,248	2,231	2,245	7,486	7,627	7,668	7,819	8,048	8,227	8,156	42
1,689	1,725	1,736	1,719	1,820	1,810	1,837	291	295	300	294	323	329	318	1,034	1,054	1,070	1,026	1,112	1,124	1,108	43
8,396	8,475	8,513	8,586	8,578	8,589	8,838	9,621	9,691	9,719	9,813	9,882	9,720	9,821	26,148	26,524	26,870	27,199	27,631	27,949	28,082	44

Table 2. Personal Income by Major Source

[Millions of dollars,

Line	Item	Rhode Island							South Carolina						
		2002				2003			2002				2003		
		I	II	III	IV	I ^r	II ^r	III ^p	I	II	III	IV	I ^r	II ^r	III ^p
Income by place of residence															
1	Personal income (lines 4–11).....	32,779	33,202	33,467	33,659	34,413	34,408	34,783	102,912	104,156	104,718	105,420	107,187	107,266	108,223
2	Nonfarm personal income.....	32,762	33,186	33,450	33,642	34,398	34,392	34,766	102,377	103,808	104,297	104,993	106,833	106,892	107,818
3	Farm income (line 17).....	17	16	16	17	16	16	17	535	348	421	427	355	374	405
Derivation of personal income															
4	Earnings by place of work (lines 12–16 or 17–44)...	21,103	21,232	21,531	21,659	22,399	22,232	22,475	70,075	70,544	71,026	71,485	72,885	72,502	72,945
5	Less: Personal contributions for social insurance ²	1,476	1,482	1,504	1,509	1,574	1,551	1,562	4,341	4,370	4,396	4,415	4,532	4,482	4,488
6	Plus: Adjustment for residence ³	1,133	1,155	1,116	1,105	1,054	1,085	1,088	1,582	1,585	1,578	1,578	1,593	1,577	1,602
7	Equals: Net earnings by place of residence.....	20,759	20,905	21,143	21,255	21,879	21,766	22,001	67,317	67,759	68,208	68,648	69,946	69,597	70,059
8	Plus: Dividends, interest, and rent ⁴	6,039	6,152	6,128	6,092	6,085	6,051	6,052	18,147	18,533	18,473	18,375	18,373	18,285	18,309
9	Plus: Transfer payments.....	5,981	6,144	6,196	6,312	6,450	6,592	6,730	17,448	17,864	18,037	18,396	18,868	19,383	19,855
10	State unemployment insurance benefits.....	247	330	301	293	308	309	310	612	758	662	602	661	699	709
11	Transfers excluding State unemployment insurance benefits.....	5,734	5,815	5,895	6,019	6,142	6,283	6,420	16,836	17,106	17,376	17,794	18,207	18,685	19,146
Earnings by place of work															
Components of earnings:															
12	Wage and salary disbursements.....	16,952	17,012	17,223	17,272	17,897	17,678	17,805	56,177	56,542	56,744	56,950	58,067	57,551	57,661
13	Other labor income.....	2,110	2,139	2,210	2,255	2,360	2,335	2,372	7,325	7,484	7,613	7,760	8,036	8,045	8,131
14	Proprietors' income ⁵	2,041	2,080	2,098	2,133	2,142	2,219	2,298	6,573	6,519	6,669	6,775	6,781	6,907	7,153
15	Farm proprietors' income.....	2	1	1	1	0	0	0	368	180	251	255	178	192	216
16	Nonfarm proprietors' income.....	2,039	2,079	2,097	2,132	2,142	2,219	2,297	6,205	6,339	6,418	6,520	6,603	6,715	6,937
Earnings by industry															
17	Farm earnings.....	17	16	16	17	16	16	17	535	348	421	427	355	374	405
18	Nonfarm earnings.....	21,086	21,216	21,514	21,643	22,384	22,216	22,458	69,541	70,196	70,605	71,059	72,530	72,128	72,540
19	Private earnings.....	17,196	17,332	17,576	17,651	18,310	18,239	18,463	54,786	55,367	55,854	56,147	57,064	56,799	57,404
20	Forestry, fishing, related activities, and other ⁶	(D)	(D)	(D)	(D)	(D)	(D)	(D)	278	283	282	281	294	296	283
21	Mining.....	(D)	(D)	(D)	(D)	(D)	(D)	(D)	112	112	111	113	112	112	116
22	Utilities.....	(D)	(D)	(D)	(D)	(D)	(D)	(D)	848	888	899	875	952	889	888
23	Construction.....	1,223	1,222	1,203	1,208	1,241	1,347	1,395	5,101	5,193	5,254	5,260	5,429	5,343	5,524
24	Manufacturing.....	2,739	2,769	2,817	2,768	2,623	2,705	2,714	12,590	12,728	12,718	12,591	12,748	12,539	12,450
25	Durable goods.....	1,855	1,873	1,850	1,868	1,743	1,776	1,769	6,209	6,249	6,235	6,235	6,358	6,240	6,212
26	Nondurable goods.....	885	896	967	899	880	929	946	6,381	6,479	6,483	6,356	6,390	6,299	6,239
27	Wholesale trade.....	925	936	937	918	951	966	980	3,083	3,064	3,111	3,048	3,189	3,138	3,147
28	Retail trade.....	1,386	1,421	1,436	1,450	1,459	1,493	1,535	5,748	5,831	5,856	5,875	5,931	5,931	5,982
29	Transportation and warehousing.....	(D)	(D)	(D)	(D)	(D)	(D)	(D)	1,925	1,956	1,982	2,007	2,013	2,031	2,064
30	Information.....	698	662	693	708	751	693	691	1,316	1,333	1,351	1,410	1,362	1,337	1,354
31	Finance and insurance.....	1,687	1,715	1,742	1,786	1,809	1,837	1,885	3,092	3,141	3,159	3,380	3,325	3,371	3,439
32	Real estate and rental and leasing.....	275	274	282	285	309	304	326	1,247	1,278	1,302	1,277	1,236	1,345	1,404
33	Professional and technical services.....	1,493	1,510	1,477	1,472	1,535	1,605	1,568	4,169	4,036	4,140	4,174	4,303	4,257	4,333
34	Management of companies and enterprises.....	499	448	468	461	1,008	549	556	537	505	516	534	599	538	558
35	Administrative and waste services.....	655	653	653	647	621	655	670	3,290	3,346	3,347	3,399	3,410	3,485	3,525
36	Educational services.....	678	684	712	719	758	751	747	523	537	544	561	566	581	579
37	Health care and social assistance.....	2,745	2,817	2,912	2,970	2,959	3,029	3,095	5,395	5,492	5,605	5,640	5,878	5,822	5,943
38	Arts, entertainment, and recreation.....	203	206	213	217	222	218	218	665	672	673	677	695	689	686
39	Accommodation and food services.....	696	699	707	719	723	721	721	2,707	2,785	2,805	2,825	2,852	2,892	2,929
40	Other services, except public administration.....	565	569	572	576	573	586	582	2,160	2,188	2,199	2,221	2,170	2,203	2,201
41	Government and government enterprises.....	3,889	3,884	3,938	3,992	4,073	3,977	3,995	14,754	14,830	14,751	14,912	15,466	15,329	15,136
42	Federal, civilian.....	777	779	797	817	833	844	864	1,772	1,798	1,809	1,844	1,897	1,906	1,903
43	Military.....	399	388	400	399	419	390	347	2,331	2,417	2,357	2,323	2,434	2,493	2,473
44	State and local.....	2,714	2,716	2,741	2,776	2,821	2,743	2,785	10,651	10,615	10,585	10,745	11,135	10,930	10,760

See the footnotes at the end of the table.

and Earnings by Industry, 2002:I-2003:III¹—Continued

seasonally adjusted at annual rates]

South Dakota							Tennessee							Texas						Line	
2002				2003			2002				2003			2002				2003			
I	II	III	IV	I ^r	II ^r	III ^p	I	II	III	IV	I ^r	II ^r	III ^p	I	II	III	IV	I ^r	II ^r		III ^p
20,043	20,095	20,466	20,660	21,610	21,841	22,206	156,391	158,810	159,256	160,411	162,261	163,405	165,496	611,202	618,643	620,373	624,021	627,335	634,683	642,870	1
19,570	19,871	20,142	20,315	20,487	20,653	20,901	156,057	158,482	158,930	160,071	162,114	163,317	165,312	608,227	616,280	617,798	621,257	623,357	630,519	638,075	2
473	225	324	344	1,123	1,188	1,305	334	328	327	340	147	88	184	2,975	2,363	2,575	2,764	3,978	4,163	4,795	3
13,552	13,490	13,843	13,994	14,900	15,062	15,368	114,828	116,225	116,615	117,397	118,896	119,524	121,093	473,387	477,676	478,929	481,618	483,426	489,645	496,235	4
909	920	938	944	959	960	970	7,086	7,160	7,178	7,210	7,359	7,353	7,414	27,139	27,339	27,362	27,417	27,573	27,782	27,976	5
-280	-285	-293	-296	-297	-300	-304	-2,289	-2,320	-2,313	-2,321	-2,358	-2,375	-2,401	-1,152	-1,159	-1,152	-1,145	-1,135	-1,153	-1,163	6
12,362	12,285	12,612	12,754	13,644	13,802	14,094	105,453	106,746	107,123	107,865	109,179	109,795	111,277	445,095	449,179	450,415	453,056	454,717	460,709	467,095	7
4,717	4,803	4,808	4,809	4,817	4,816	4,830	23,966	24,449	24,299	24,110	23,986	23,771	23,695	89,942	91,686	91,384	90,929	90,795	90,327	90,330	8
2,964	3,007	3,046	3,097	3,150	3,223	3,282	26,972	27,615	27,834	28,437	29,097	29,840	30,524	76,166	77,778	78,574	80,037	81,822	83,647	85,445	9
32	40	43	38	36	46	44	830	1,072	891	873	920	954	954	3,120	3,729	3,522	3,428	3,680	3,728	3,812	10
2,931	2,967	3,003	3,059	3,114	3,177	3,238	26,142	26,542	26,943	27,564	28,177	28,886	29,570	73,045	74,049	75,052	76,608	78,143	79,919	81,633	11
10,130	10,245	10,423	10,487	10,578	10,618	10,729	87,737	88,630	88,640	88,976	90,213	90,334	91,139	352,139	354,666	354,092	354,569	354,227	357,682	360,391	12
1,371	1,408	1,464	1,500	1,526	1,552	1,592	10,404	10,646	10,847	11,046	11,372	11,524	11,748	40,793	41,736	42,551	43,403	44,096	44,958	45,894	13
2,051	1,836	1,956	2,007	2,796	2,892	3,046	16,687	16,949	17,128	17,375	17,311	17,666	18,206	80,454	81,274	82,287	83,646	85,102	87,005	89,500	14
323	74	172	191	965	1,025	1,136	153	146	142	154	-45	-110	-21	1,995	1,377	1,576	1,754	2,939	3,090	3,686	15
1,727	1,762	1,784	1,816	1,831	1,867	1,910	16,534	16,803	16,986	17,222	17,356	17,776	18,227	78,459	79,897	80,711	81,893	82,163	83,915	86,265	16
473	225	324	344	1,123	1,188	1,305	334	328	327	340	147	88	184	2,975	2,363	2,575	2,764	3,978	4,163	4,795	17
13,079	13,265	13,518	13,650	13,777	13,874	14,063	114,494	115,898	116,288	117,057	118,749	119,435	120,909	470,412	475,314	476,354	478,854	479,448	485,481	491,439	18
10,411	10,529	10,707	10,804	10,933	10,969	11,109	98,136	99,368	99,532	100,346	101,525	101,969	103,400	398,177	401,996	402,027	403,406	401,666	407,130	412,157	19
67	68	70	70	74	76	72	220	221	227	225	231	233	228	1,006	1,008	1,038	1,047	1,070	1,070	1,041	20
66	63	62	62	60	63	65	222	241	227	223	222	218	222	20,622	20,835	20,964	21,731	20,990	21,809	22,149	21
149	138	146	153	138	160	148	268	279	278	281	283	290	294	10,580	10,427	10,783	10,902	10,105	10,624	10,713	22
893	915	921	944	950	976	988	6,207	6,180	6,172	6,178	6,233	6,496	6,568	32,493	32,622	32,432	32,575	32,439	32,517	33,115	23
1,399	1,397	1,412	1,416	1,428	1,416	1,410	19,634	19,865	19,773	19,860	19,854	19,593	19,714	56,307	57,882	56,727	56,654	55,861	56,736	56,692	24
954	948	949	957	961	953	948	11,992	12,147	12,045	12,126	12,052	11,937	11,965	34,357	35,730	34,640	34,507	33,443	34,679	34,671	25
445	449	462	460	467	463	461	7,641	7,718	7,728	7,734	7,802	7,655	7,749	21,950	22,153	22,087	22,148	22,418	22,056	22,021	26
718	726	746	732	750	731	746	6,372	6,437	6,510	6,473	6,700	6,692	6,809	28,860	29,059	28,855	28,625	29,034	29,735	29,936	27
1,125	1,132	1,154	1,148	1,193	1,177	1,205	9,128	9,237	9,211	9,363	9,286	9,384	9,585	33,363	33,527	33,486	33,392	33,207	33,276	33,758	28
411	417	421	418	415	415	421	6,315	6,419	6,411	6,433	6,543	6,586	6,719	20,045	20,558	21,075	21,037	20,283	20,712	20,643	29
292	290	288	293	296	294	301	2,878	2,851	2,842	2,925	2,923	2,880	2,901	19,630	18,995	18,519	18,378	18,480	18,126	18,162	30
991	999	1,020	1,035	1,047	1,025	1,044	6,276	6,290	6,400	6,497	6,636	6,933	7,088	29,134	29,858	29,735	30,317	30,587	31,112	32,289	31
138	140	142	145	145	151	164	1,570	1,643	1,609	1,622	1,684	1,743	1,809	10,298	10,382	10,461	10,621	10,373	10,871	11,359	32
509	510	520	527	533	543	544	7,116	7,366	7,226	7,267	7,517	7,367	7,426	40,214	40,335	40,386	39,985	40,073	40,827	41,165	33
237	252	252	261	233	229	226	1,324	1,329	1,267	1,266	1,435	1,423	1,432	3,037	2,944	2,996	3,006	3,283	3,448	3,527	34
341	345	347	350	344	350	356	5,916	5,971	5,980	5,960	5,674	5,679	5,710	19,435	19,003	18,775	18,424	18,662	18,798	18,820	35
144	149	156	149	159	168	180	1,496	1,496	1,545	1,571	1,655	1,670	1,747	3,573	3,648	3,746	3,812	3,839	3,871	4,038	36
1,788	1,813	1,867	1,908	1,984	1,997	2,040	13,457	13,750	14,005	14,303	14,504	14,675	14,997	37,874	38,960	39,878	40,533	41,035	41,408	42,325	37
164	165	166	164	169	174	171	1,677	1,620	1,582	1,600	1,834	1,682	1,678	3,357	3,451	3,559	3,597	3,634	3,452	3,477	38
552	563	574	586	582	588	588	4,517	4,588	4,638	4,671	4,721	4,764	4,786	15,484	15,573	15,679	15,787	15,894	15,886	15,992	39
427	447	445	441	434	445	440	3,545	3,583	3,629	3,627	3,589	3,660	3,686	12,863	12,927	12,933	12,983	12,817	12,854	12,956	40
2,669	2,736	2,811	2,846	2,844	2,904	2,954	16,358	16,529	16,756	16,711	17,224	17,467	17,509	72,235	73,318	74,327	75,448	77,782	78,351	79,282	41
676	693	714	727	725	746	762	3,681	3,719	3,661	3,710	3,895	3,997	3,940	11,957	12,104	12,222	12,589	12,979	13,182	13,108	42
283	289	298	298	313	317	323	564	571	571	540	572	586	579	7,748	7,875	7,960	7,924	8,357	8,387	8,572	43
1,709	1,754	1,799	1,822	1,806	1,842	1,869	12,112	12,240	12,524	12,460	12,757	12,884	12,990	52,530	53,338	54,145	54,935	56,447	56,782	57,603	44

Table 2. Personal Income by Major Source

[Millions of dollars,

Line	Item	Utah						Vermont							
		2002				2003		2002				2003			
		I	II	III	IV	I ^r	II ^r	III ^p	I	II	III	IV	I ^r	II ^r	III ^p
Income by place of residence															
1	Personal income (lines 4–11).....	55,522	55,771	55,952	56,568	56,800	57,432	58,044	17,900	18,093	18,238	18,439	18,571	18,784	18,994
2	Nonfarm personal income.....	55,229	55,581	55,725	56,325	56,521	57,151	57,736	17,809	18,018	18,156	18,355	18,455	18,665	18,863
3	Farm income (line 17).....	293	190	227	243	279	281	308	91	76	81	83	116	120	132
Derivation of personal income															
4	Earnings by place of work (lines 12–16 or 17–44)...	42,631	42,532	42,669	43,256	43,400	43,923	44,410	12,135	12,190	12,274	12,420	12,501	12,656	12,800
5	Less: Personal contributions for social insurance ²	2,482	2,473	2,475	2,502	2,521	2,542	2,559	787	790	795	803	810	815	820
6	Plus: Adjustment for residence ³	-2	1	4	4	8	7	9	126	136	132	128	133	134	137
7	Equals: Net earnings by place of residence.....	40,148	40,060	40,198	40,758	40,886	41,388	41,860	11,473	11,536	11,610	11,745	11,825	11,975	12,116
8	Plus: Dividends, interest, and rent ⁴	9,068	9,249	9,213	9,159	9,150	9,099	9,102	3,704	3,770	3,772	3,769	3,770	3,766	3,772
9	Plus: Transfer payments.....	6,306	6,462	6,541	6,651	6,764	6,945	7,081	2,722	2,787	2,856	2,924	2,975	3,044	3,106
10	State unemployment insurance benefits.....	313	383	375	352	333	361	350	100	125	153	160	151	148	143
11	Transfers excluding State unemployment insurance benefits.....	5,993	6,079	6,166	6,299	6,431	6,584	6,731	2,622	2,662	2,702	2,764	2,825	2,895	2,963
Earnings by place of work															
Components of earnings:															
12	Wage and salary disbursements.....	34,007	33,880	33,827	34,173	34,205	34,559	34,804	9,485	9,517	9,552	9,641	9,661	9,741	9,813
13	Other labor income.....	4,399	4,456	4,564	4,697	4,769	4,875	4,990	1,138	1,158	1,188	1,220	1,241	1,270	1,291
14	Proprietors' income ⁵	4,225	4,196	4,278	4,386	4,426	4,489	4,616	1,512	1,515	1,533	1,559	1,599	1,645	1,696
15	Farm proprietors' income.....	178	74	109	124	156	154	177	28	12	17	19	49	51	60
16	Nonfarm proprietors' income.....	4,048	4,122	4,169	4,262	4,270	4,335	4,438	1,484	1,503	1,516	1,541	1,550	1,594	1,636
Earnings by industry															
17	Farm earnings.....	293	190	227	243	279	281	308	91	76	81	83	116	120	132
18	Nonfarm earnings.....	42,338	42,342	42,442	43,013	43,121	43,643	44,102	12,043	12,115	12,192	12,337	12,385	12,536	12,668
19	Private earnings.....	33,988	33,942	33,927	34,359	34,354	34,700	35,006	10,020	10,066	10,133	10,221	10,203	10,323	10,462
20	Forestry, fishing, related activities, and other ⁶	39	39	40	40	43	41	40	59	58	60	60	62	62	61
21	Mining.....	448	457	440	454	462	460	462	44	43	42	41	43	40	41
22	Utilities.....	462	364	346	370	188	371	373	180	185	193	197	187	181	183
23	Construction.....	2,886	2,890	2,900	3,066	2,978	2,925	2,933	840	825	815	822	820	875	892
24	Manufacturing.....	4,858	4,861	4,879	4,808	4,949	4,910	4,958	2,078	2,051	2,052	1,995	1,908	1,942	1,942
25	Durable goods.....	3,413	3,425	3,408	3,337	3,454	3,395	3,425	1,607	1,598	1,603	1,546	1,447	1,493	1,489
26	Nondurable goods.....	1,445	1,435	1,472	1,471	1,495	1,515	1,533	471	453	449	449	461	449	454
27	Wholesale trade.....	1,993	2,018	2,045	2,024	1,991	2,026	2,030	507	510	499	498	514	525	526
28	Retail trade.....	3,322	3,342	3,331	3,354	3,440	3,442	3,473	1,063	1,068	1,084	1,098	1,097	1,104	1,117
29	Transportation and warehousing.....	1,934	1,932	1,940	1,941	1,933	1,943	1,946	274	281	292	288	284	282	283
30	Information.....	1,517	1,516	1,481	1,444	1,455	1,463	1,431	299	307	303	307	306	309	311
31	Finance and insurance.....	2,393	2,489	2,568	2,660	2,581	2,675	2,725	596	603	603	636	657	637	662
32	Real estate and rental and leasing.....	608	601	606	636	644	660	696	131	131	133	137	138	137	140
33	Professional and technical services.....	3,180	3,241	3,195	3,262	3,335	3,371	3,416	897	892	906	912	936	939	956
34	Management of companies and enterprises.....	998	1,027	1,014	1,019	1,023	1,027	1,034	19	19	17	17	25	18	19
35	Administrative and waste services.....	1,623	1,629	1,581	1,584	1,508	1,580	1,557	283	285	297	309	294	291	293
36	Educational services.....	710	605	670	664	750	688	718	335	350	336	356	363	377	397
37	Health care and social assistance.....	3,192	3,263	3,266	3,397	3,497	3,543	3,642	1,396	1,434	1,470	1,516	1,518	1,553	1,576
38	Arts, entertainment, and recreation.....	699	582	543	538	486	472	474	97	100	100	90	103	102	109
39	Accommodation and food services.....	1,451	1,407	1,416	1,427	1,439	1,437	1,450	570	573	579	592	591	589	594
40	Other services, except public administration.....	1,672	1,680	1,664	1,670	1,651	1,665	1,648	351	353	351	352	358	359	361
41	Government and government enterprises.....	8,350	8,400	8,516	8,655	8,767	8,942	9,096	2,024	2,048	2,060	2,116	2,182	2,213	2,206
42	Federal, civilian.....	2,093	2,115	2,209	2,323	2,338	2,367	2,432	348	355	369	384	396	409	416
43	Military.....	542	561	576	564	602	608	608	81	81	85	78	83	89	85
44	State and local.....	5,715	5,724	5,731	5,767	5,827	5,967	6,056	1,595	1,612	1,606	1,654	1,703	1,714	1,705

See the footnotes at the end of the table.

and Earnings by Industry, 2002:I-2003:III 1—Continued
 seasonally adjusted at annual rates]

Virginia							Washington							West Virginia							Line
2002				2003			2002				2003			2002				2003			
I	II	III	IV	I'	II'	III ^P	I	II	III	IV	I'	II'	III ^P	I	II	III	IV	I'	II'	III ^P	
234,661	238,366	239,670	240,605	243,809	245,534	247,887	194,342	198,138	200,086	200,319	202,094	205,690	208,817	42,198	42,467	42,689	42,944	43,406	43,622	44,043	1
234,341	238,066	239,363	240,289	243,405	245,104	247,407	192,984	196,779	198,715	198,927	200,257	203,799	206,830	42,172	42,459	42,673	42,925	43,462	43,687	44,080	2
319	300	307	316	405	430	480	1,358	1,359	1,372	1,392	1,837	1,891	1,986	26	9	16	19	-56	-65	-36	3
169,871	171,949	173,268	173,766	177,336	178,525	180,263	136,888	139,451	141,060	141,014	142,409	145,859	148,443	26,269	26,218	26,355	26,474	26,837	26,863	27,103	4
10,402	10,510	10,584	10,589	10,862	10,884	10,946	8,546	8,696	8,799	8,764	8,869	9,067	9,197	1,740	1,733	1,740	1,744	1,783	1,776	1,782	5
7,896	8,054	8,022	8,288	7,791	8,033	8,000	2,665	2,681	2,682	2,739	2,714	2,686	2,698	493	527	538	539	538	560	569	6
167,366	169,493	170,706	171,465	174,265	175,673	177,317	131,007	133,436	134,943	134,989	136,254	139,479	141,944	25,022	25,012	25,153	25,269	25,591	25,646	25,889	7
42,281	43,220	42,981	42,623	42,614	42,316	42,361	36,451	37,231	37,103	36,900	36,873	36,681	36,710	7,100	7,213	7,184	7,145	7,127	7,086	7,077	8
25,014	25,652	25,983	26,516	26,931	27,544	28,208	26,885	27,470	28,040	28,430	28,966	29,530	30,163	10,076	10,243	10,352	10,530	10,688	10,890	11,077	9
750	1,035	1,013	998	873	860	920	2,580	2,813	3,031	2,875	2,872	2,813	2,843	198	258	260	272	266	279	283	10
24,263	24,617	24,970	25,518	26,059	26,684	27,288	24,305	24,657	25,009	25,555	26,094	26,718	27,320	9,878	9,985	10,092	10,258	10,422	10,611	10,794	11
137,232	138,627	139,267	139,237	141,880	142,476	143,368	109,303	111,200	112,238	111,723	112,307	115,059	116,778	20,533	20,444	20,485	20,519	20,837	20,802	20,884	12
19,517	20,001	20,529	20,846	21,576	21,865	22,269	12,590	12,971	13,357	13,569	13,824	14,215	14,569	2,924	2,958	3,022	3,088	3,178	3,199	3,260	13
13,123	13,320	13,472	13,683	13,880	14,184	14,626	14,995	15,280	15,464	15,722	16,278	16,585	17,096	2,811	2,815	2,849	2,866	2,822	2,862	2,959	14
105	84	88	94	177	195	237	200	194	191	199	611	624	678	-1	-19	-12	-9	-85	-95	-67	15
13,018	13,237	13,384	13,588	13,703	13,990	14,389	14,795	15,086	15,273	15,523	15,667	15,961	16,419	2,813	2,835	2,861	2,876	2,907	2,957	3,026	16
319	300	307	316	405	430	480	1,358	1,359	1,372	1,392	1,837	1,891	1,986	26	9	16	19	-56	-65	-36	17
169,552	171,649	172,961	173,451	176,931	178,095	179,783	135,530	138,092	139,688	139,621	140,572	143,968	146,456	26,243	26,209	26,339	26,455	26,893	26,928	27,139	18
128,310	129,895	130,560	130,711	132,995	133,820	135,223	109,196	111,270	112,443	111,930	112,369	115,494	117,870	20,375	20,294	20,342	20,368	20,648	20,675	20,811	19
222	222	228	224	227	231	225	1,276	1,277	1,347	1,350	1,450	1,424	1,373	85	84	87	85	86	88	86	20
1,000	995	980	1,000	974	1,017	1,035	226	228	220	221	230	225	237	1,487	1,387	1,370	1,400	1,428	1,432	1,423	21
1,592	1,569	1,512	1,521	1,728	1,687	1,697	476	563	477	480	485	486	496	457	472	439	458	460	472	472	22
10,878	10,847	10,910	10,875	10,975	11,144	11,411	9,385	9,556	9,660	9,701	9,803	9,742	9,926	1,729	1,640	1,623	1,522	1,567	1,560	1,563	23
14,862	15,195	15,012	14,826	15,166	14,840	14,783	17,670	16,924	17,107	16,945	16,369	16,129	16,161	3,237	3,235	3,215	3,213	3,194	3,103	3,119	24
8,706	8,905	8,784	8,627	8,965	8,704	8,738	13,375	12,750	12,521	12,619	12,515	12,050	12,006	1,798	1,815	1,792	1,782	1,734	1,757	1,767	25
6,156	6,290	6,227	6,199	6,201	6,136	6,045	4,295	4,173	4,586	4,326	3,854	4,079	4,155	1,439	1,420	1,423	1,430	1,459	1,346	1,352	26
6,564	6,652	6,647	6,609	6,800	6,851	6,886	6,901	6,861	6,843	6,764	6,965	6,942	7,009	1,016	1,017	1,025	1,016	1,010	1,011	1,018	27
10,297	10,421	10,528	10,564	10,452	10,715	10,857	9,583	9,730	9,858	9,819	9,939	9,989	10,118	2,031	2,033	2,060	2,065	2,077	2,098	2,113	28
4,774	4,978	4,932	4,910	4,885	4,889	5,020	4,170	4,268	4,328	4,252	4,210	4,265	4,307	867	873	873	861	897	902	897	29
8,825	8,835	8,703	8,500	8,097	8,621	8,688	10,422	11,738	12,494	11,283	10,913	13,414	14,623	556	546	551	564	576	564	566	30
8,425	8,434	8,496	8,769	9,115	9,041	9,266	6,504	6,765	6,755	6,990	7,238	7,628	7,871	888	905	906	909	926	917	946	31
2,674	2,697	2,763	2,764	2,818	2,946	3,049	2,423	2,465	2,492	2,554	2,634	2,741	2,865	249	255	265	270	269	276	277	32
22,446	22,750	22,930	23,383	23,916	23,939	24,181	11,000	11,140	11,176	11,164	11,387	11,483	11,594	1,384	1,410	1,437	1,458	1,470	1,507	1,501	33
5,196	5,416	5,547	5,143	5,795	5,362	5,330	2,333	2,359	2,321	2,413	2,529	2,497	2,523	141	146	145	144	146	144	127	34
5,867	5,665	5,706	5,591	5,854	5,804	5,921	4,780	4,906	4,605	4,875	4,828	5,005	5,003	702	695	691	683	698	691	702	35
1,613	1,647	1,705	1,774	1,809	1,805	1,760	1,014	1,035	1,050	1,077	1,084	1,098	1,098	174	173	174	178	187	186	206	36
12,141	12,477	12,835	13,060	13,076	13,374	13,552	11,737	12,003	12,219	12,527	12,638	12,809	13,049	3,459	3,501	3,538	3,578	3,672	3,733	3,786	37
1,213	1,310	1,231	1,214	1,205	1,409	1,288	1,331	1,386	1,410	1,372	1,444	1,433	1,428	284	281	286	293	302	307	307	38
4,432	4,464	4,531	4,582	4,640	4,660	4,736	4,224	4,301	4,343	4,376	4,413	4,411	4,433	878	883	897	903	925	924	938	39
5,291	5,322	5,364	5,402	5,463	5,482	5,538	3,740	3,765	3,738	3,765	3,813	3,773	3,758	750	757	762	768	757	760	764	40
41,241	41,754	42,401	42,739	43,936	44,274	44,560	26,334	26,822	27,246	27,692	28,202	28,474	28,857	5,868	5,915	5,997	6,087	6,245	6,253	6,328	41
12,294	12,448	12,641	12,806	13,143	13,399	13,486	4,758	4,855	4,994	5,096	5,158	5,236	5,250	1,457	1,470	1,489	1,513	1,550	1,566	1,575	42
9,883	10,080	10,359	10,235	10,785	10,829	10,906	3,506	3,619	3,690	3,718	3,901	3,889	3,910	212	218	217	201	210	211	215	43
19,064	19,227	19,401	19,698	20,009	20,046	20,167	18,071	18,348	18,562	18,877	19,143	19,350	19,427	4,199	4,226	4,291	4,374	4,485	4,475	4,539	44

Table 2. Personal Income by Major Source

[Millions of dollars,

Line	Item	Wisconsin						Wyoming							
		2002				2003		2002				2003			
		I	II	III	IV	I ^r	II ^r	III ^p	I	II	III	IV	I ^r	II ^r	III ^p
Income by place of residence															
1	Personal income (lines 4–11).....	160,906	162,839	163,937	165,182	167,102	168,247	169,884	14,996	15,095	15,271	15,469	15,604	15,801	16,016
2	Nonfarm personal income.....	160,210	162,645	163,482	164,695	166,137	167,237	168,719	14,914	15,085	15,243	15,397	15,534	15,698	15,877
3	Farm income (line 17).....	696	193	455	487	965	1,011	1,164	83	10	27	72	70	103	139
Derivation of personal income															
4	Earnings by place of work (lines 12–16 or 17–44)...	111,061	111,953	112,862	113,830	115,478	116,084	117,186	9,935	9,928	10,066	10,207	10,309	10,450	10,616
5	Less: Personal contributions for social insurance ²	7,022	7,099	7,137	7,183	7,300	7,299	7,339	617	619	627	632	642	646	651
6	Plus: Adjustment for residence ³	2,923	2,959	2,979	2,964	2,971	3,008	3,034	-47	-46	-46	-47	-48	-48	-49
7	Equals: Net earnings by place of residence.....	106,963	107,814	108,705	109,611	111,150	111,793	112,881	9,272	9,263	9,393	9,529	9,619	9,755	9,915
8	Plus: Dividends, interest, and rent ⁴	31,584	32,114	32,106	32,077	32,029	31,956	31,958	3,890	3,965	3,980	3,992	4,000	4,008	4,022
9	Plus: Transfer payments.....	22,359	22,911	23,127	23,494	23,924	24,498	25,045	1,834	1,867	1,899	1,948	1,984	2,038	2,078
10	State unemployment insurance benefits.....	1,176	1,449	1,386	1,321	1,325	1,405	1,476	43	52	60	73	73	85	85
11	Transfers excluding State unemployment insurance benefits.....	21,183	21,462	21,741	22,173	22,599	23,093	23,569	1,792	1,815	1,839	1,875	1,911	1,953	1,993
Earnings by place of work															
Components of earnings:															
12	Wage and salary disbursements.....	90,328	91,303	91,565	92,099	92,973	93,170	93,729	7,485	7,510	7,584	7,637	7,709	7,774	7,840
13	Other labor income.....	10,974	11,213	11,475	11,732	11,980	12,176	12,355	952	969	1,002	1,025	1,051	1,071	1,099
14	Proprietors' income ⁵	9,759	9,437	9,823	9,998	10,525	10,738	11,102	1,498	1,449	1,480	1,546	1,548	1,604	1,676
15	Farm proprietors' income.....	29	-478	-226	-201	257	279	408	-1	-74	-58	-14	-19	12	44
16	Nonfarm proprietors' income.....	9,730	9,915	10,049	10,200	10,267	10,459	10,694	1,499	1,522	1,538	1,560	1,567	1,592	1,632
Earnings by industry															
17	Farm earnings.....	696	193	455	487	965	1,011	1,164	83	10	27	72	70	103	139
18	Nonfarm earnings.....	110,365	111,760	112,407	113,343	114,513	115,073	116,022	9,853	9,918	10,038	10,135	10,239	10,346	10,477
19	Private earnings.....	93,519	94,952	95,375	96,108	97,026	96,970	98,188	7,441	7,485	7,543	7,604	7,652	7,745	7,833
20	Forestry, fishing, related activities, and other ⁶	254	256	265	266	275	281	269	48	50	51	50	51	52	51
21	Mining.....	194	200	204	208	194	200	209	1,366	1,339	1,331	1,321	1,360	1,422	1,425
22	Utilities.....	902	895	884	873	894	935	947	(D)	(D)	(D)	(D)	(D)	(D)	(D)
23	Construction.....	7,105	7,187	7,331	7,312	7,221	7,391	7,463	938	938	936	932	919	899	905
24	Manufacturing.....	25,002	25,288	25,313	25,303	25,121	24,912	24,878	456	456	461	450	451	447	451
25	Durable goods.....	15,857	16,032	15,998	15,977	16,191	16,006	15,969	211	215	215	212	220	218	219
26	Nondurable goods.....	9,144	9,255	9,316	9,325	8,930	8,906	8,909	246	241	246	238	231	229	232
27	Wholesale trade.....	5,741	5,993	5,895	5,885	5,911	5,914	6,042	327	335	332	328	337	348	355
28	Retail trade.....	7,644	7,956	7,800	7,746	7,961	7,732	7,837	719	726	741	743	741	748	759
29	Transportation and warehousing.....	3,839	3,820	3,868	3,903	3,992	3,922	3,969	(D)	(D)	(D)	(D)	(D)	(D)	(D)
30	Information.....	2,672	2,722	2,649	2,648	2,678	2,648	2,678	(D)	(D)	(D)	(D)	(D)	(D)	(D)
31	Finance and insurance.....	6,433	6,550	6,568	6,766	7,071	6,913	7,080	292	302	298	302	336	311	318
32	Real estate and rental and leasing.....	1,135	1,164	1,179	1,199	1,215	1,282	1,374	164	169	174	174	177	183	192
33	Professional and technical services.....	6,003	6,025	6,064	6,153	6,260	6,225	6,344	506	505	516	550	525	524	516
34	Management of companies and enterprises.....	2,499	2,390	2,435	2,618	2,852	2,866	2,913	38	33	31	54	30	36	33
35	Administrative and waste services.....	3,507	3,574	3,572	3,580	3,551	3,629	3,676	230	231	233	231	234	246	251
36	Educational services.....	1,229	1,247	1,290	1,305	1,345	1,356	1,478	31	32	54	33	32	34	36
37	Health care and social assistance.....	12,024	12,364	12,718	12,980	13,031	13,264	13,522	677	684	706	730	739	764	787
38	Arts, entertainment, and recreation.....	956	952	942	949	891	1,011	1,062	97	108	106	106	110	110	112
39	Accommodation and food services.....	3,306	3,326	3,363	3,381	3,468	3,439	3,424	484	476	484	493	511	494	497
40	Other services, except public administration.....	3,073	3,042	3,037	3,033	3,096	3,050	3,024	(D)	(D)	(D)	(D)	(D)	(D)	(D)
41	Government and government enterprises.....	16,846	16,808	17,032	17,235	17,487	18,104	17,833	2,411	2,433	2,495	2,531	2,588	2,602	2,644
42	Federal, civilian.....	1,901	1,937	1,958	1,988	2,004	2,025	2,022	451	453	473	477	487	498	515
43	Military.....	400	408	409	385	412	420	407	242	244	247	245	259	261	264
44	State and local.....	14,545	14,463	14,665	14,862	15,071	15,658	15,404	1,719	1,736	1,775	1,809	1,841	1,842	1,865

See the footnotes at the end of the table.

and Earnings by Industry, 2002:I-2003:III¹—Continued
seasonally adjusted at annual rates]

New England							Midwest							Line
2002				2003			2002				2003			
I	II	III	IV	I ^r	II ^r	III ^p	I	II	III	IV	I ^r	II ^r	III ^p	
524,249	531,524	532,245	533,241	538,181	541,195	546,076	1,644,672	1,662,445	1,668,240	1,674,725	1,685,937	1,706,806	1,724,203	1
523,725	531,066	531,752	532,732	537,544	540,563	545,393	1,642,610	1,660,734	1,666,379	1,672,799	1,683,631	1,704,423	1,721,581	2
523	459	493	509	637	632	684	2,061	1,711	1,860	1,927	2,306	2,382	2,622	3
371,419	374,669	375,020	375,524	379,788	381,236	384,774	1,189,812	1,196,417	1,200,492	1,205,365	1,213,318	1,230,787	1,243,339	4
22,233	22,380	22,395	22,357	22,759	22,715	22,818	73,151	73,334	73,523	73,619	74,544	75,239	75,608	5
8,273	8,390	8,337	8,343	8,274	8,498	8,529	-18,238	-18,539	-18,463	-18,731	-18,193	-18,709	-18,771	6
357,460	360,679	360,962	361,510	365,304	367,019	370,485	1,098,423	1,104,544	1,108,506	1,113,015	1,120,581	1,136,839	1,148,960	7
97,198	99,201	98,965	98,569	98,483	98,065	98,133	301,019	306,122	305,659	304,853	304,541	303,565	303,675	8
69,591	71,644	72,318	73,161	74,394	76,111	77,458	245,230	251,779	254,074	256,858	260,815	266,401	271,568	9
3,812	5,100	5,010	4,667	4,731	5,094	5,135	11,156	15,032	14,657	13,297	13,168	14,024	14,627	10
65,779	66,544	67,308	68,494	69,663	71,017	72,323	234,073	236,747	239,418	243,561	247,647	252,377	256,942	11
297,355	299,297	298,653	297,912	301,106	301,223	302,734	943,877	946,249	946,285	946,988	952,203	963,265	968,521	12
33,358	34,047	34,649	35,173	36,025	36,344	36,993	106,414	106,414	108,705	110,546	112,829	115,012	116,975	13
40,707	41,325	41,718	42,440	42,657	43,700	45,047	141,217	143,754	145,501	147,831	148,286	152,511	157,843	14
52	-15	12	23	138	115	150	664	305	434	485	823	849	1,038	15
40,654	41,340	41,706	42,417	42,519	43,554	44,897	140,553	143,449	145,067	147,346	147,463	151,661	156,805	16
523	459	493	509	637	632	684	2,061	1,711	1,860	1,927	2,306	2,382	2,622	17
370,896	374,210	374,527	375,015	379,151	380,604	384,090	1,187,750	1,194,706	1,198,631	1,203,438	1,211,013	1,228,405	1,240,717	18
321,453	324,039	323,964	323,958	327,195	328,798	332,066	996,458	1,002,680	1,002,618	1,006,254	1,009,682	1,026,591	1,038,184	19
(D)	(D)	(D)	(D)	(D)	(D)	(D)	2,979	3,125	3,157	3,584	3,319	3,345	3,264	20
(D)	(D)	(D)	(D)	(D)	(D)	(D)	2,291	2,247	2,240	2,242	2,262	2,314	2,344	21
(D)	(D)	(D)	(D)	(D)	(D)	(D)	(D)	(D)	(D)	(D)	(D)	(D)	(D)	22
22,700	22,371	22,228	22,395	22,259	22,342	22,562	61,423	61,270	61,938	61,776	61,918	62,628	63,632	23
49,490	49,429	48,409	47,881	47,946	47,964	47,963	111,173	110,302	110,019	109,253	109,421	109,077	109,315	24
35,459	35,419	34,463	34,149	34,045	34,098	34,101	61,843	61,708	61,317	61,130	60,212	59,965	60,074	25
14,031	14,011	13,946	13,732	13,901	13,866	13,862	49,331	48,594	48,702	48,122	49,208	49,112	49,240	26
19,016	18,973	18,701	18,245	19,598	19,303	19,434	60,134	59,996	59,940	59,808	61,964	63,148	62,374	27
24,482	24,611	24,961	24,949	25,069	25,240	25,646	69,766	70,198	71,203	71,789	71,779	73,306	74,185	28
(D)	(D)	(D)	(D)	(D)	(D)	(D)	(D)	(D)	(D)	(D)	(D)	(D)	(D)	29
13,900	13,686	13,493	13,477	13,493	13,006	12,948	(D)	(D)	(D)	(D)	(D)	(D)	(D)	30
39,221	41,161	41,323	41,122	40,597	41,982	43,101	141,264	145,710	140,067	138,649	137,142	144,614	148,986	31
5,750	5,786	5,964	5,894	5,992	6,157	6,412	21,639	21,861	22,106	22,775	22,809	23,707	24,531	32
39,714	39,639	39,389	38,959	39,513	39,486	39,510	129,906	130,194	129,998	130,961	130,516	131,660	132,791	33
9,907	9,737	9,445	9,635	10,400	9,750	9,760	27,447	26,538	26,971	26,378	25,983	27,886	27,084	34
12,089	11,993	12,036	11,805	11,938	12,004	12,083	41,863	41,292	41,344	41,082	42,040	41,872	42,070	35
10,255	10,436	10,680	11,070	11,038	11,405	11,861	23,759	24,264	24,977	25,767	26,170	26,767	27,956	36
39,941	40,696	41,576	42,655	43,317	43,669	44,321	116,941	118,941	121,385	123,588	125,592	127,491	129,771	37
3,483	3,550	3,594	3,551	3,672	3,677	3,673	14,474	14,926	15,087	15,312	15,361	15,535	15,524	38
10,868	10,957	11,063	11,233	11,205	11,271	11,305	(D)	(D)	(D)	(D)	(D)	(D)	(D)	39
9,196	9,259	9,277	9,334	9,340	9,399	9,408	32,889	33,019	33,405	33,940	33,959	34,215	34,459	40
49,443	50,172	50,563	51,058	51,956	51,806	52,024	191,292	192,025	196,013	197,185	201,331	201,814	202,533	41
8,083	8,144	8,285	8,403	8,582	8,703	8,738	51,198	51,802	52,478	53,152	54,731	55,482	55,334	42
2,177	2,189	2,231	2,196	2,337	2,338	2,321	7,878	7,959	8,080	7,971	8,421	8,398	8,434	43
39,183	39,839	40,047	40,459	41,037	40,764	40,966	132,216	132,264	135,455	136,062	138,179	137,933	138,766	44

Table 2. Personal Income by Major Source

[Millions of dollars,

Line	Item	Great Lakes						Plains							
		2002				2003		2002				2003			
		I	II	III	IV	I ^r	II ^r	III ^p	I	II	III	IV	I ^r	II ^r	III ^p
Income by place of residence															
1	Personal income (lines 4–11).....	1,373,198	1,396,144	1,402,919	1,409,904	1,417,554	1,429,236	1,442,726	576,036	580,552	585,711	589,532	598,651	603,516	611,825
2	Nonfarm personal income.....	1,369,319	1,395,258	1,401,387	1,407,415	1,413,262	1,424,647	1,437,491	568,847	576,004	580,238	583,653	588,818	592,859	599,423
3	Farm income (line 17).....	3,879	886	1,532	2,489	4,292	4,589	5,234	7,189	4,548	5,474	5,878	9,833	10,656	12,402
Derivation of personal income															
4	Earnings by place of work (lines 12–16 or 17–44) ...	969,011	983,301	989,065	993,351	998,746	1,006,044	1,014,878	410,210	410,925	415,528	418,011	426,179	428,802	435,159
5	Less: Personal contributions for social insurance ²	58,256	59,236	59,529	59,586	60,104	60,252	60,503	26,122	26,276	26,518	26,586	27,019	27,003	27,202
6	Plus: Adjustment for residence ³	5,782	5,772	5,829	5,897	5,989	6,024	6,074	-5,393	-5,411	-5,476	-5,503	-5,560	-5,580	-5,637
7	Equals: Net earnings by place of residence.....	916,537	929,836	935,365	939,662	944,630	951,817	960,449	378,695	379,238	383,533	385,922	393,600	396,218	402,321
8	Plus: Dividends, interest, and rent ⁴	261,753	265,924	265,800	265,472	265,201	264,602	264,702	116,208	118,174	118,147	117,994	118,018	117,817	117,991
9	Plus: Transfer payments.....	194,908	200,383	201,754	204,769	207,723	212,817	217,575	81,133	83,140	84,031	85,616	87,034	89,480	91,513
10	State unemployment insurance benefits.....	8,778	12,031	11,182	10,753	10,310	11,473	12,436	2,598	3,561	3,410	3,377	3,200	3,801	4,051
11	Transfers excluding State unemployment insurance benefits.....	186,130	188,352	190,572	194,016	197,413	201,345	205,139	78,535	79,578	80,621	82,238	83,833	85,680	87,462
Earnings by place of work															
Components of earnings:															
12	Wage and salary disbursements.....	779,966	792,789	794,739	794,916	796,594	800,251	804,107	325,073	326,896	329,100	329,715	332,816	333,368	336,012
13	Other labor income.....	93,905	96,797	98,860	100,601	102,053	103,455	105,157	38,801	39,570	40,568	41,357	42,283	42,747	43,572
14	Proprietors' income ⁵	95,139	93,714	95,466	97,834	100,100	102,338	105,615	46,337	44,458	45,860	46,939	51,080	52,686	55,575
15	Farm proprietors' income.....	1,500	-1,508	-895	36	1,771	1,982	2,541	4,816	2,160	3,053	3,433	7,319	8,058	9,718
16	Nonfarm proprietors' income.....	93,639	95,222	96,361	97,797	98,329	100,356	103,074	41,521	42,298	42,807	43,507	43,761	44,628	45,857
Earnings by industry															
17	Farm earnings.....	3,879	886	1,532	2,489	4,292	4,589	5,234	7,189	4,548	5,474	5,878	9,833	10,656	12,402
18	Nonfarm earnings.....	965,132	982,415	987,533	990,862	994,454	1,001,455	1,009,644	403,021	406,377	410,054	412,133	416,346	418,145	422,757
19	Private earnings.....	823,046	839,117	842,813	844,297	846,723	852,101	860,182	336,837	339,375	342,462	343,634	347,007	348,096	352,484
20	Forestry, fishing, related activities, and other ⁶	1,076	1,077	1,112	1,120	1,144	1,171	1,127	959	955	991	995	1,047	1,050	1,014
21	Mining.....	3,824	3,904	3,868	3,916	3,897	3,992	4,102	1,854	1,822	1,865	1,891	1,906	1,937	1,964
22	Utilities.....	10,105	10,137	9,983	9,915	10,397	9,972	10,057	4,876	4,585	4,709	4,653	4,278	4,662	4,680
23	Construction.....	61,445	60,936	61,710	61,493	61,281	62,045	63,029	26,777	26,945	27,221	27,422	27,305	27,658	28,415
24	Manufacturing.....	184,969	191,188	191,023	190,053	188,871	188,034	187,679	58,693	59,344	59,268	58,771	59,450	58,486	59,009
25	Durable goods.....	132,214	137,681	137,271	136,741	136,047	134,710	134,565	37,534	37,972	37,937	37,576	37,961	37,278	37,589
26	Nondurable goods.....	52,755	53,507	53,752	53,312	52,824	53,324	53,114	21,159	21,372	21,331	21,195	21,489	21,209	21,421
27	Wholesale trade.....	53,761	54,543	54,804	54,321	54,842	55,029	55,770	23,902	23,966	24,391	23,835	24,751	24,662	25,012
28	Retail trade.....	64,699	65,148	65,530	65,538	65,343	65,856	66,491	28,801	29,093	29,446	29,215	29,546	29,685	29,903
29	Transportation and warehousing.....	32,575	33,228	33,658	33,648	33,656	33,532	33,704	15,773	16,078	16,224	16,288	16,347	16,113	16,191
30	Information.....	26,590	26,898	26,646	26,676	26,538	26,351	26,492	16,708	16,350	16,185	16,301	16,272	16,022	16,152
31	Finance and insurance.....	60,519	61,772	61,993	62,931	63,429	65,550	67,198	27,365	27,642	27,909	28,834	29,438	29,773	30,382
32	Real estate and rental and leasing.....	13,695	14,528	14,228	14,358	14,266	14,853	15,374	5,274	5,314	5,410	5,520	5,642	5,700	5,927
33	Professional and technical services.....	81,273	82,809	82,735	82,820	82,957	83,988	84,605	26,425	26,346	26,540	26,770	26,986	27,214	27,540
34	Management of companies and enterprises.....	23,442	25,272	25,251	24,847	25,923	25,691	25,750	12,914	12,647	12,890	12,547	12,563	12,627	12,746
35	Administrative and waste services.....	36,424	36,852	36,955	37,033	37,183	37,380	37,632	12,491	12,514	12,577	12,622	12,464	12,611	12,724
36	Educational services.....	10,466	10,730	10,892	11,220	11,318	11,623	12,141	4,770	4,945	5,010	5,122	5,169	5,324	5,496
37	Health care and social assistance.....	93,311	95,184	97,043	98,702	99,871	100,929	102,548	40,800	41,878	42,760	43,607	44,366	44,919	45,639
38	Arts, entertainment, and recreation.....	10,706	10,460	10,599	10,636	10,616	10,805	10,954	4,286	4,530	4,531	4,496	4,551	4,633	4,625
39	Accommodation and food services.....	26,687	26,856	27,151	27,360	27,448	27,595	27,765	12,012	12,121	12,184	12,296	12,441	12,472	12,577
40	Other services, except public administration.....	27,480	27,594	27,633	27,711	27,741	27,702	27,762	12,158	12,300	12,351	12,450	12,485	12,547	12,488
41	Government and government enterprises.....	142,087	143,298	144,720	146,565	147,731	149,354	149,462	66,184	67,002	67,593	68,499	69,338	70,049	70,274
42	Federal, civilian.....	20,156	20,314	20,467	20,922	21,350	21,570	21,452	11,152	11,245	11,385	11,582	11,815	11,956	11,814
43	Military.....	4,658	4,682	4,598	4,411	4,763	4,749	4,773	4,574	4,666	4,732	4,677	4,955	4,947	4,983
44	State and local.....	117,272	118,302	119,655	121,232	121,618	123,034	123,237	50,458	51,091	51,475	52,240	52,568	53,146	53,477

See the footnotes at the end of the table.

and Earnings by Industry, 2002:I–2003:III ¹—Continued
 seasonally adjusted at annual rates]

Southeast							Southwest							Line
2002				2003			2002				2003			
I	II	III	IV	I ^r	II ^r	III ^p	I	II	III	IV	I ^r	II ^r	III ^p	
1,944,902	1,968,792	1,979,094	1,995,385	2,019,529	2,031,701	2,056,564	882,369	892,577	896,253	902,617	908,147	919,452	931,723	1
1,932,942	1,960,888	1,969,709	1,985,419	2,008,008	2,020,037	2,043,311	876,382	888,558	891,633	897,513	901,843	912,990	924,207	2
11,960	7,903	9,385	9,965	11,521	11,664	13,253	5,986	4,019	4,621	5,104	6,304	6,462	7,516	3
1,336,926	1,347,666	1,356,296	1,368,382	1,388,426	1,393,497	1,411,200	661,783	667,194	670,037	674,808	677,964	687,372	697,023	4
82,891	83,642	84,066	84,604	86,213	86,079	86,734	38,738	39,069	39,163	39,302	39,601	39,964	40,272	5
8,554	8,740	8,716	8,923	8,411	8,696	8,658	566	568	586	614	634	615	621	6
1,262,590	1,272,763	1,280,946	1,292,701	1,310,623	1,316,115	1,333,123	623,611	628,694	631,461	636,120	638,997	648,023	657,372	7
373,086	380,247	379,235	377,558	377,440	375,860	376,242	139,670	142,384	141,929	141,222	141,092	140,402	140,470	8
309,226	315,782	318,913	325,126	331,466	339,727	347,199	119,088	121,499	122,863	125,274	128,058	131,028	133,882	9
9,056	11,392	10,308	9,983	9,874	10,671	10,939	4,166	4,952	4,691	4,583	4,882	4,975	5,054	10
300,171	304,390	308,605	315,143	321,592	329,056	336,260	114,922	116,548	118,172	120,691	123,176	126,052	128,828	11
1,057,696	1,067,060	1,069,777	1,075,874	1,089,145	1,089,806	1,098,796	498,563	502,748	502,704	504,171	504,613	510,341	514,576	12
136,098	139,242	142,310	145,629	149,583	151,259	154,313	59,312	60,752	62,017	63,330	64,406	65,756	67,183	13
143,132	141,364	144,209	146,880	149,698	152,432	158,091	103,908	103,695	105,316	107,307	108,945	111,275	115,263	14
8,081	3,999	5,426	5,964	7,407	7,410	8,858	4,210	2,232	2,808	3,273	4,422	5,516	5,506	15
135,051	137,365	138,783	140,916	142,291	145,022	149,233	99,698	101,463	102,508	104,035	104,523	106,758	109,758	16
11,960	7,903	9,385	9,965	11,521	11,664	13,253	5,986	4,019	4,621	5,104	6,304	6,462	7,516	17
1,324,966	1,339,762	1,346,910	1,358,417	1,376,905	1,381,833	1,397,947	655,797	663,175	665,417	669,704	671,660	680,909	689,507	18
1,074,416	1,085,835	1,090,852	1,097,748	1,110,120	1,112,390	1,126,724	544,696	550,162	550,924	553,591	552,655	560,578	567,666	19
(D)	(D)	(D)	(D)	(D)	(D)	(D)	1,509	1,526	1,582	1,589	1,627	1,632	1,581	20
9,930	9,699	9,646	9,709	9,736	9,917	10,130	25,074	25,226	25,355	26,157	25,744	26,563	27,076	21
(D)	(D)	(D)	(D)	(D)	(D)	(D)	12,742	12,632	13,023	13,186	12,355	12,957	13,113	22
87,437	87,340	87,255	87,392	89,259	89,211	91,323	46,169	46,037	45,862	46,182	46,417	46,563	47,343	23
167,309	168,798	167,872	167,253	167,778	165,626	166,029	76,293	78,039	76,785	76,502	75,400	76,491	76,600	24
95,372	96,608	95,589	95,304	95,625	94,675	95,034	48,914	50,471	49,255	48,878	47,478	48,944	49,068	25
71,937	72,190	72,284	71,949	72,153	70,951	70,996	27,379	27,568	27,530	27,624	27,922	27,547	27,532	26
68,606	69,374	69,572	69,067	70,571	70,846	71,350	37,813	37,938	37,752	37,479	37,619	38,748	38,975	27
98,890	99,797	100,659	101,120	101,411	101,832	103,299	48,149	48,468	48,557	48,506	48,525	48,724	49,372	28
50,169	50,807	51,047	50,998	51,938	51,416	51,871	25,960	26,586	27,205	27,193	26,414	26,878	26,889	29
(D)	(D)	(D)	(D)	(D)	(D)	(D)	25,135	24,533	23,959	23,974	23,849	23,607	23,635	30
70,896	71,690	72,347	74,328	75,587	76,676	78,496	38,946	39,996	39,853	40,943	41,281	42,043	43,480	31
23,292	23,868	24,204	24,566	24,836	25,708	26,777	14,047	14,451	14,383	14,675	14,351	15,006	15,668	32
103,438	104,939	105,415	106,509	108,505	108,494	109,405	53,208	53,495	53,750	53,284	53,567	54,680	55,171	33
26,466	26,877	26,789	26,929	26,878	26,301	26,549	5,302	5,174	5,196	5,221	5,637	5,879	5,905	34
60,208	60,483	59,969	59,799	60,932	60,937	62,301	28,726	28,310	28,089	27,736	27,971	28,185	28,421	35
13,032	13,247	13,679	14,111	14,294	14,474	14,811	5,102	5,233	5,372	5,501	5,568	5,675	5,932	36
124,380	127,076	130,335	132,019	134,200	136,257	138,800	54,663	56,247	57,656	58,610	59,500	60,267	61,565	37
16,082	16,172	16,106	16,425	16,602	16,587	16,675	5,170	5,304	5,416	5,476	5,460	5,288	5,300	38
(D)	(D)	(D)	(D)	(D)	(D)	(D)	22,561	22,707	22,899	23,075	23,256	23,233	23,376	39
39,833	40,211	40,380	40,706	40,502	40,829	40,946	18,127	18,260	18,228	18,304	18,115	18,159	18,264	40
250,550	253,928	256,059	260,669	266,784	269,443	271,224	111,101	113,014	114,493	116,113	119,005	120,331	121,840	41
48,915	49,421	50,003	51,179	52,504	53,110	53,008	20,351	20,688	20,953	21,467	22,009	22,428	22,400	42
35,306	35,882	36,355	36,128	38,234	38,458	38,876	11,685	11,886	12,029	11,979	12,673	12,712	12,946	43
166,329	168,625	169,700	173,363	176,046	177,875	179,339	79,065	80,440	81,510	82,667	84,322	85,191	86,489	44

Table 2. Personal Income by Major Source and Earnings by Industry, 2002:I–2003:III¹—Continued

[Millions of dollars, seasonally adjusted at annual rates]

Line	Item	Rocky Mountain						Far West							
		2002			2003			2002			2003				
		I	II	III	IV	I ^r	II ^r	III ^p	I	II	III	IV	I ^r	II ^r	III ^p
Income by place of residence															
1	Personal income (lines 4–11).....	273,963	275,997	277,739	279,810	281,350	283,624	286,548	1,552,816	1,573,659	1,585,435	1,597,627	1,608,331	1,628,904	1,648,351
2	Nonfarm personal income.....	271,213	274,207	275,628	277,581	278,749	280,925	283,439	1,541,927	1,564,561	1,575,395	1,587,447	1,595,879	1,615,703	1,634,056
3	Farm income (line 17).....	2,750	1,790	2,112	2,229	2,601	2,699	3,109	10,889	9,099	10,040	10,180	12,452	13,201	14,295
Derivation of personal income															
4	Earnings by place of work (lines 12–16 or 17–44) ...	203,732	204,003	205,546	207,327	208,332	209,863	212,053	1,123,859	1,133,456	1,141,537	1,153,489	1,162,227	1,179,614	1,193,781
5	Less: Personal contributions for social insurance ²	11,675	11,708	11,775	11,841	11,939	11,965	12,011	66,802	67,311	67,708	68,263	68,975	69,734	70,209
6	Plus: Adjustment for residence ³	512	526	531	535	540	557	566	-1,407	-1,414	-1,432	-1,459	-1,478	-1,503	-1,523
7	Equals: Net earnings by place of residence.....	192,568	192,822	194,303	196,021	196,933	198,455	200,608	1,055,650	1,064,731	1,072,397	1,083,767	1,091,774	1,108,377	1,122,049
8	Plus: Dividends, interest, and rent ⁴	50,875	51,886	51,815	51,660	51,678	51,527	51,615	294,087	301,072	299,472	296,907	297,372	295,491	296,280
9	Plus: Transfer payments.....	30,520	31,289	31,622	32,128	32,739	33,642	34,324	203,079	207,856	213,566	216,952	219,185	225,036	230,022
10	State unemployment insurance benefits.....	1,350	1,728	1,670	1,569	1,581	1,791	1,804	11,005	13,160	16,250	15,572	13,797	15,008	15,517
11	Transfers excluding State unemployment insurance benefits.....	29,170	29,561	29,953	30,560	31,158	31,851	32,520	192,074	194,697	197,316	201,380	205,388	210,027	214,505
Earnings by place of work															
Components of earnings:															
12	Wage and salary disbursements.....	155,596	155,941	156,393	157,148	157,372	158,010	158,666	871,950	878,378	881,455	888,150	891,549	903,272	909,987
13	Other labor income.....	19,679	20,029	20,531	21,006	21,327	21,649	22,030	99,820	102,035	104,581	107,119	109,057	111,244	113,372
14	Proprietors' income ⁵	28,457	28,033	28,622	29,173	29,633	30,204	31,357	152,090	153,043	155,500	158,220	161,621	165,098	170,421
15	Farm proprietors' income.....	1,595	627	933	1,037	1,376	1,433	1,800	3,410	1,571	2,406	2,463	4,519	4,998	5,819
16	Nonfarm proprietors' income.....	26,862	27,406	27,689	28,136	28,257	28,771	29,557	148,680	151,471	153,095	155,757	157,102	160,101	164,602
Earnings by industry															
17	Farm earnings.....	2,750	1,790	2,112	2,229	2,601	2,699	3,109	10,889	9,099	10,040	10,180	12,452	13,201	14,295
18	Nonfarm earnings.....	200,982	202,213	203,435	205,098	205,731	207,163	208,944	1,112,971	1,124,357	1,131,497	1,143,309	1,149,775	1,166,413	1,179,486
19	Private earnings.....	164,666	165,485	166,054	167,141	167,241	168,333	169,893	921,878	929,833	932,982	942,072	945,988	961,302	973,683
20	Forestry, fishing, related activities, and other ⁶	665	669	697	705	725	726	704	(D)	(D)	(D)	(D)	(D)	(D)	(D)
21	Mining.....	4,079	4,007	3,982	3,959	4,042	4,168	4,234	(D)	(D)	(D)	(D)	(D)	(D)	(D)
22	Utilities.....	(D)	(D)	(D)	(D)	(D)	(D)	(D)	9,529	9,794	9,924	9,896	10,471	9,843	9,993
23	Construction.....	16,606	16,819	16,810	16,871	16,721	16,323	16,246	75,081	75,676	75,854	77,057	78,617	77,993	79,349
24	Manufacturing.....	18,646	18,842	18,729	18,410	18,639	18,687	18,633	130,419	128,493	127,085	126,399	126,183	125,500	126,070
25	Durable goods.....	13,231	13,437	13,290	13,029	13,152	13,191	13,121	95,806	93,968	92,500	92,062	90,955	89,706	89,997
26	Nondurable goods.....	5,414	5,405	5,439	5,381	5,486	5,496	5,513	34,613	34,525	34,586	34,337	35,227	35,795	36,073
27	Wholesale trade.....	9,720	9,828	9,887	9,693	9,765	9,801	9,926	52,578	52,845	53,130	53,033	53,901	54,249	54,853
28	Retail trade.....	14,545	14,674	14,748	14,770	14,910	14,938	15,182	77,319	78,271	78,918	79,027	79,844	80,352	81,499
29	Transportation and warehousing.....	(D)	(D)	(D)	(D)	(D)	(D)	(D)	31,929	32,496	32,946	32,926	32,745	32,453	32,533
30	Information.....	(D)	(D)	(D)	(D)	(D)	(D)	(D)	63,700	64,431	64,560	64,561	63,185	66,282	67,827
31	Finance and insurance.....	11,636	11,687	11,958	12,417	12,353	12,695	13,108	67,172	68,754	69,710	71,229	69,746	75,398	77,556
32	Real estate and rental and leasing.....	4,092	4,195	4,227	4,322	4,402	4,536	4,769	22,710	23,607	23,797	24,302	24,598	25,856	27,043
33	Professional and technical services.....	18,383	18,265	18,188	18,299	18,516	18,476	18,769	114,187	114,125	113,268	114,638	116,249	118,429	118,984
34	Management of companies and enterprises.....	3,098	3,181	3,158	3,411	3,333	3,416	3,404	25,112	25,275	24,987	25,529	25,083	25,351	25,433
35	Administrative and waste services.....	7,909	7,919	7,859	7,788	7,838	7,947	8,028	46,327	46,406	46,133	46,759	46,791	47,161	47,499
36	Educational services.....	1,805	1,704	1,820	1,836	1,950	1,885	2,002	11,069	11,378	11,551	11,913	12,142	12,344	13,124
37	Health care and social assistance.....	15,744	16,160	16,499	16,875	17,136	17,435	17,752	87,508	89,692	91,651	93,896	94,135	96,850	98,505
38	Arts, entertainment, and recreation.....	3,083	2,985	2,969	3,008	2,920	2,873	2,874	17,309	17,592	17,741	18,286	18,158	18,766	18,857
39	Accommodation and food services.....	7,468	7,497	7,550	7,577	7,753	7,639	7,616	46,540	47,423	47,854	48,286	48,779	48,903	49,199
40	Other services, except public administration.....	(D)	(D)	(D)	(D)	(D)	(D)	(D)	(D)	(D)	(D)	(D)	(D)	(D)	(D)
41	Government and government enterprises.....	36,315	36,728	37,381	37,957	38,490	38,830	39,051	191,093	194,524	198,515	201,237	203,787	205,111	205,803
42	Federal, civilian.....	7,954	7,988	8,197	8,482	8,572	8,640	8,736	29,005	29,389	30,107	30,927	31,660	32,126	32,116
43	Military.....	3,423	3,509	3,552	3,502	3,706	3,733	3,798	18,825	19,243	19,573	19,639	20,839	20,892	20,856
44	State and local.....	24,938	25,232	25,632	25,973	26,211	26,457	26,517	143,263	145,893	148,835	150,670	151,288	152,094	152,830

^p Preliminary.^r Revised.

D Not shown to avoid disclosure of confidential information, but the estimates for this item are included in the total.

1. The estimates of earnings for 2002–2003 are based on the 2002 North American Industry Classification System.

2. Personal contributions for social insurance are included in earnings by type and industry, but they are excluded from personal income.

3. The adjustment for residence is the net inflow of the earnings of interarea commuters. For the United States, it consists of adjustments for border workers: Wage and salary disbursements to U.S. residents commuting to Canada less wage and salary disbursements to Canadian and Mexican residents commuting into the United States.

4. Rental income of persons includes the capital consumption adjustment.

5. Proprietors' income includes the inventory valuation adjustment and the capital consumption adjustment.

6. "Other" consists of the wage and salary disbursements of U.S. residents employed by international organizations and foreign embassies and consulates in the United States.

NOTE: The personal income level shown for the United States is derived as the sum of the state estimates. It differs from the estimate of personal income in the national income and product accounts (NIPAs) because of differences in coverage, in the methodologies used to prepare the estimates, and in the timing of the availability of source data. In particular, it differs from the NIPA estimate because, by definition, it omits the earnings of Federal civilian and military personnel stationed abroad and of U.S. residents employed abroad temporarily by private U.S. firms.