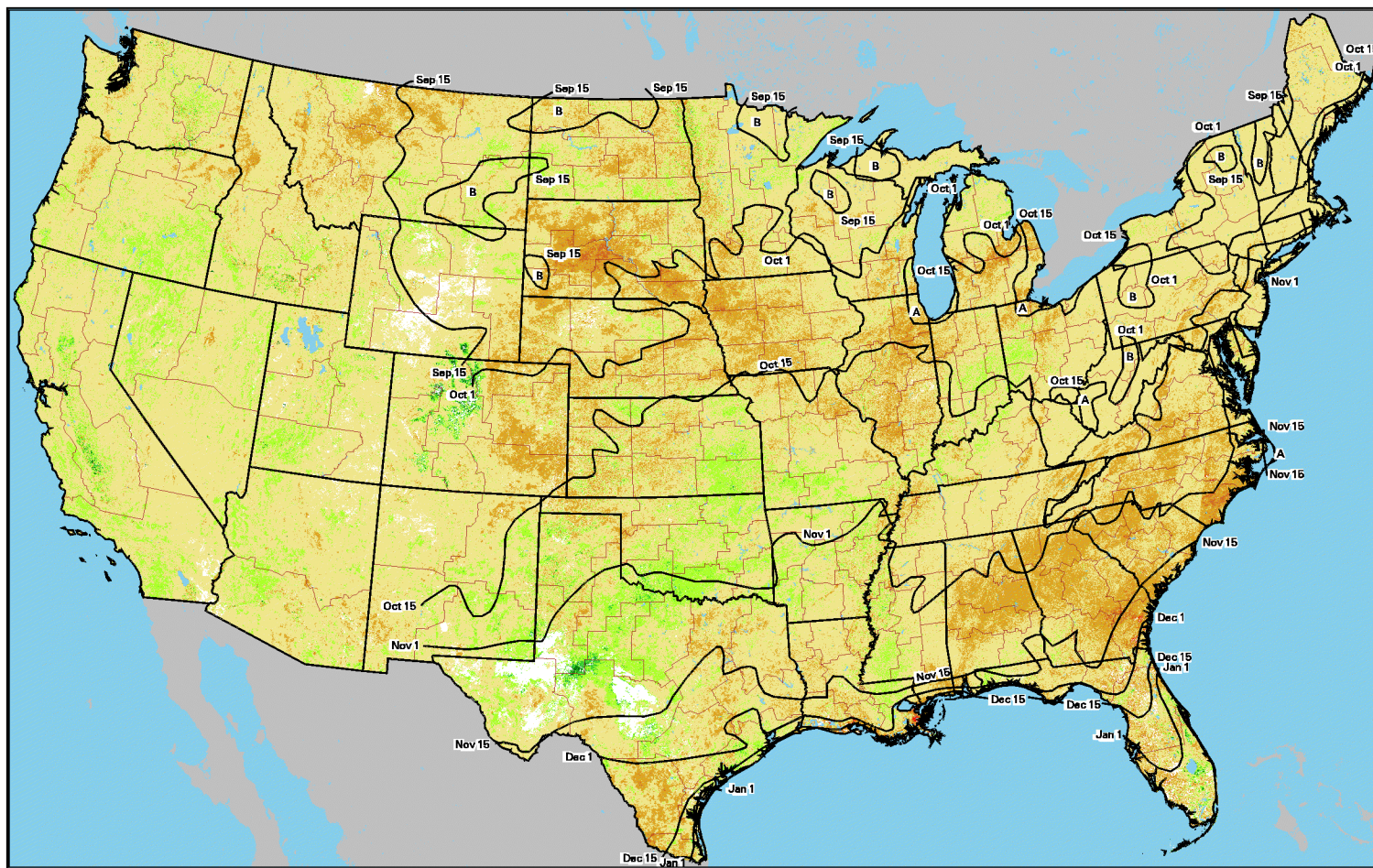


Vegetation Condition Percent Change: 2005 ÷ 2004

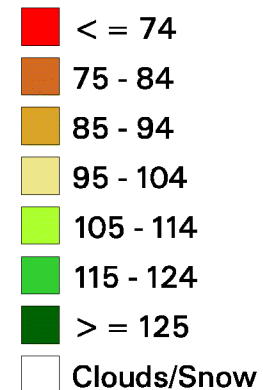
Average Dates of First Fall Freeze (32°F)

Period 40 (9/21 - 10/4)

No Water Vapor
Correction Applied



Percentage



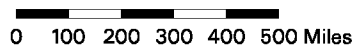
— Agricultural Statistics Districts
— Frost Isotherms

1:15,000,000

Original Imagery: NOAA-17 AVHRR
Resolution: 1 Kilometer
Composite Imagery: USGS EROS Data Center
Questions or Comments Call (703)235-5218

For Additional Images Please See:
<http://www.nass.usda.gov/research>

A = Freeze Occurs After Specified Dates
B = Freeze Occurs Before Specified Dates



Co-operative Station Data 1951-1980
Data Source: National Climatic Data Center
Weather Analysis By Joint Agricultural Weather Facility (NOAA/USDA)

