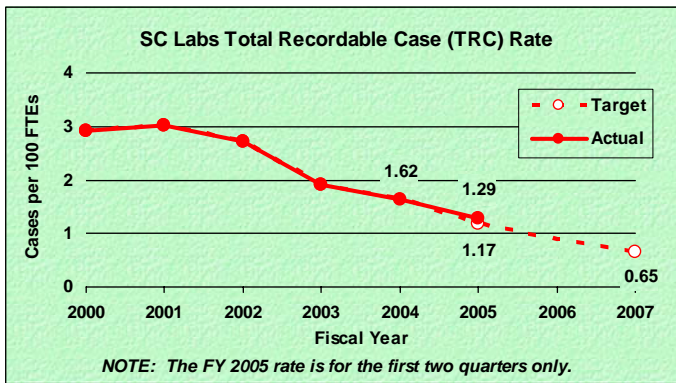


# Office of Science Injury Rate Reduction Performance through March 2005, Preliminary

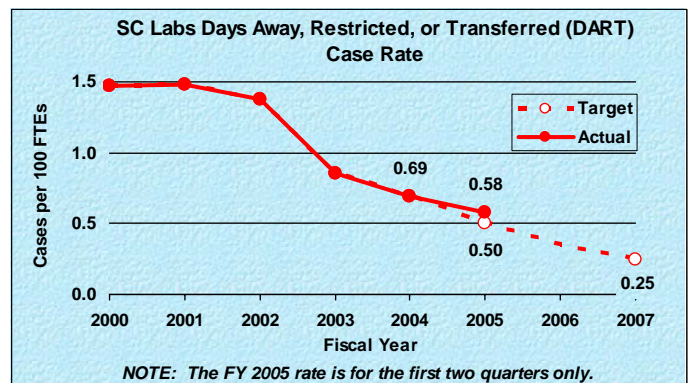
## Total Recordable Case (TRC) Rate

- The SC TRC rate for the first two quarters of FY 2005 (Oct. 2004-Mar. 2005) was 1.29, a 20 percent decrease from the FY 2004 rate.
- The SC interim goal is to achieve a TRC rate of 1.17 in FY 2005.



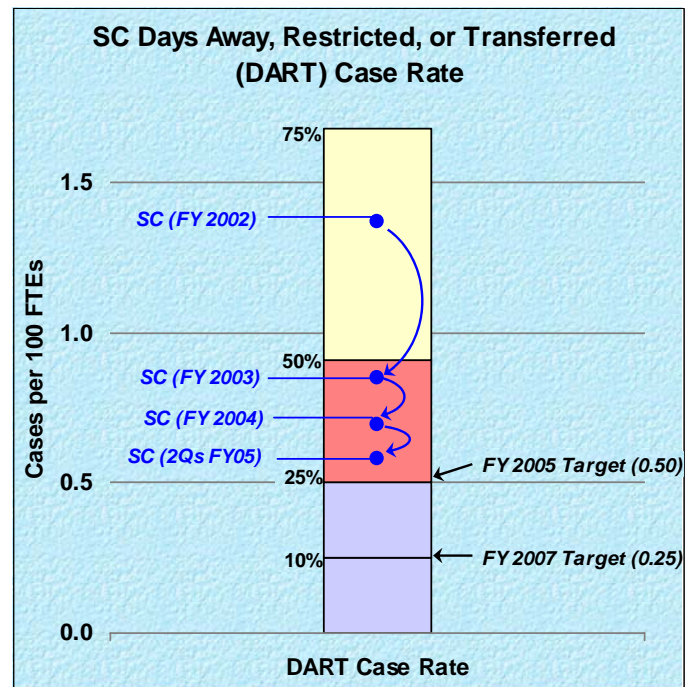
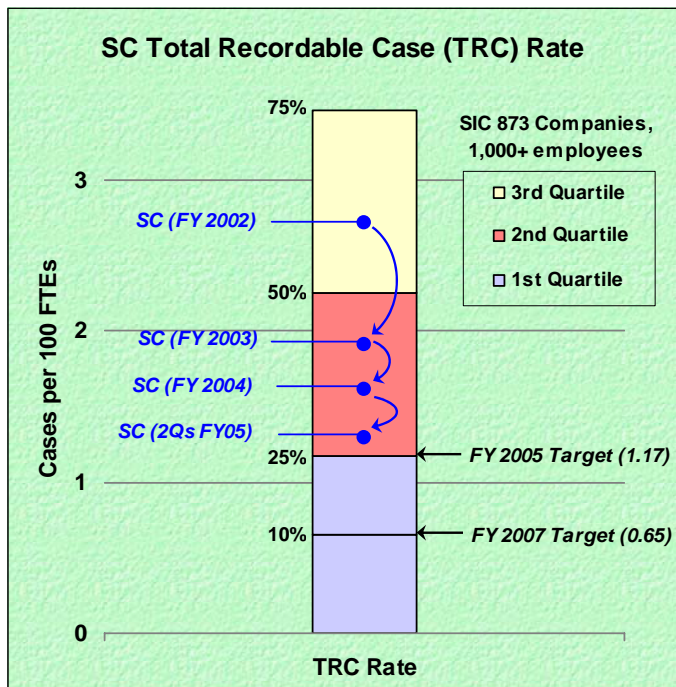
## Days Away, Restricted, or Transferred (DART) Case Rate

- The SC DART rate for the first two quarters of FY 2005 (Oct. 2004-Mar. 2005) was 0.58, a 16 percent decrease from the FY 2004 rate.
- The SC interim goal is to achieve a DART rate of 0.50 in FY 2005.



- The SC TRC rate of 1.29 for the first two quarters of FY 2005 (Oct. 2004-Mar. 2005) is 10 percent above the FY 2005 interim goal of 1.17.

- The SC DART rate of 0.58 for the first two quarters of FY 2005 (Oct. 2004-Mar. 2005) is 16 percent above the FY 2005 interim goal of 0.50.



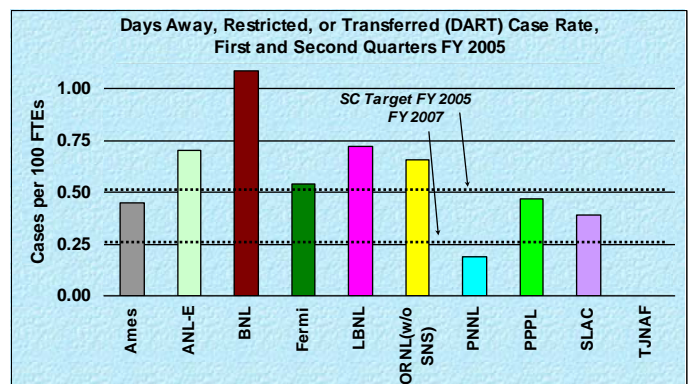
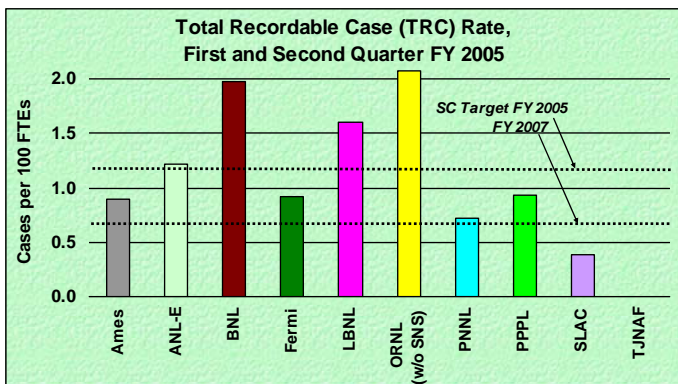
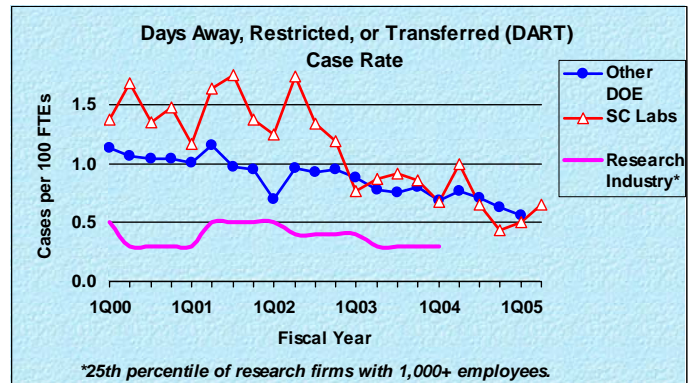
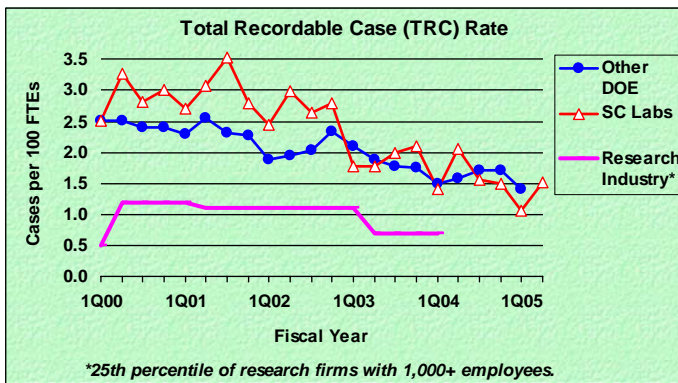
## Office of Science Injury Rate Reduction Performance through March 2005, Preliminary\*, continued

### Total Recordable Case (TRC) Rate

- The SC TRC rate for 2Q05 (Jan.-Mar. 2005) was 1.51, a 42 percent increase from the 1Q05 (Oct.-Dec. 2004) rate of 1.06.

### Days Away, Restricted, or Transferred (DART) Case Rate

- The SC DART rate for 2Q05 (Jan.-Mar. 2005) was 0.65, a 30 percent increase from the 1Q05 (Oct.-Dec. 2004) rate of 0.50.



**\*Preliminary:** The 2Q05 data was provided preliminarily to SC-31.1 via e-mail from the SC Site Offices. Once the data is updated officially in the DOE CAIRS database, the charts will be finalized for the second quarter FY 2005.

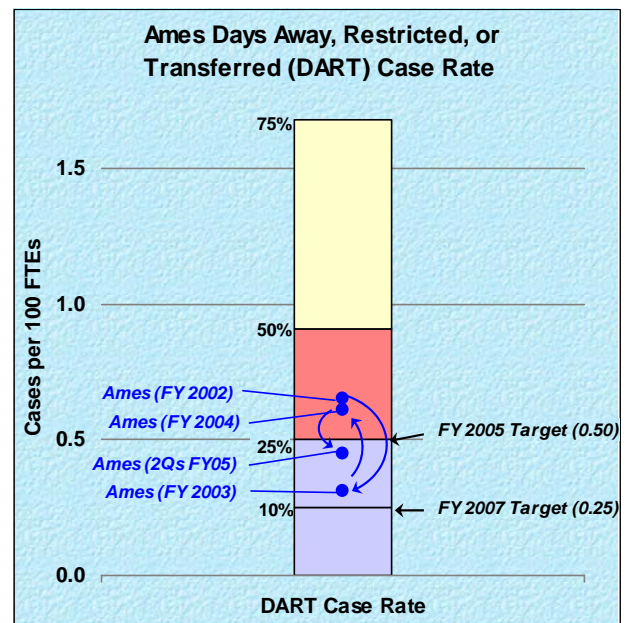
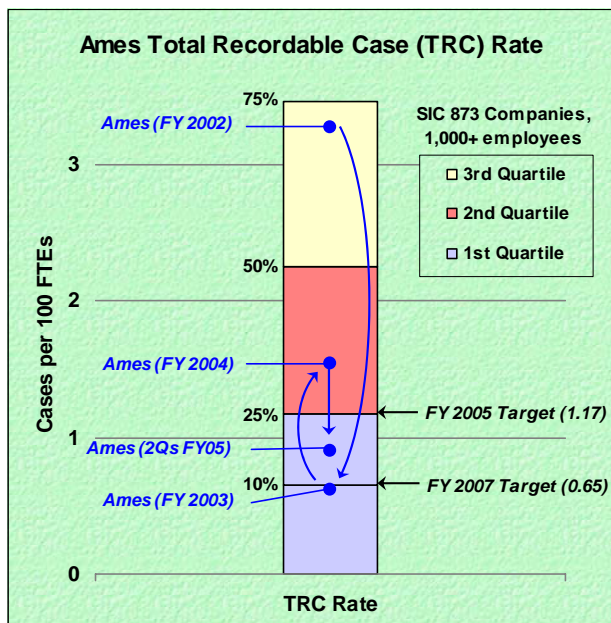
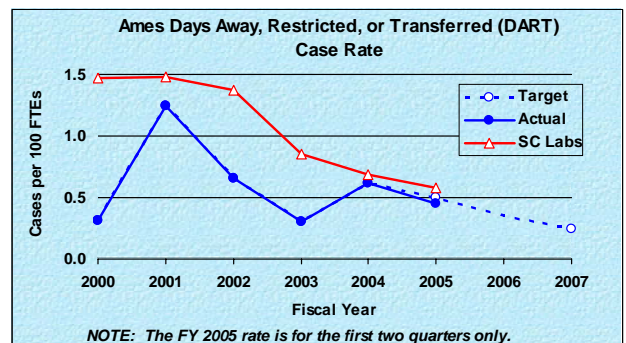
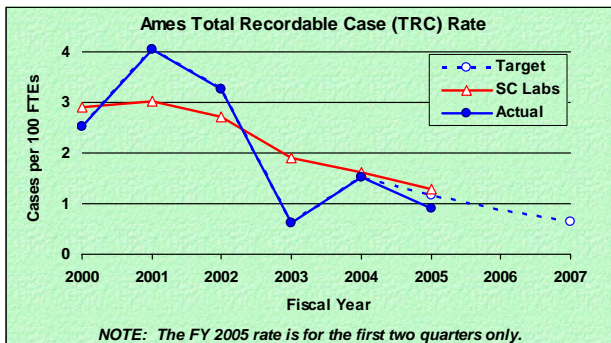
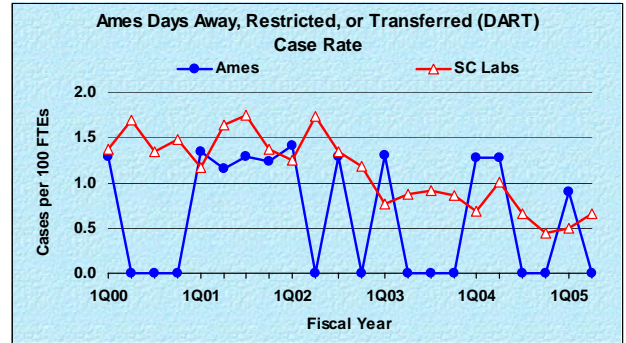
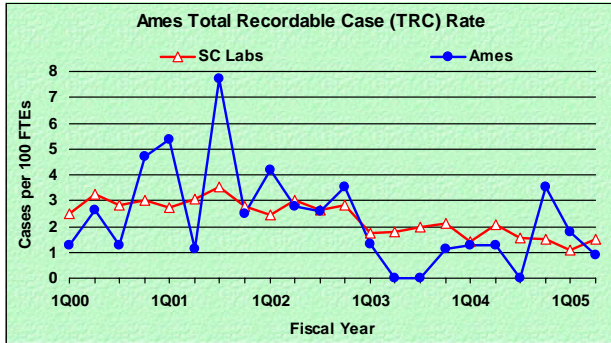
# Ames Laboratory Performance through March 2005

## Total Recordable Case (TRC) Rate

- Ames' TRC rate for 2Q05 (Jan.-Mar. 2005) was 0.00.
- Ames had two TRC cases in the first two quarters of FY 2005 (Oct. 2004-Mar. 2005), for a TRC rate of 0.90.
- Ames can have no more than five TRC cases in FY05 to meet the target rate of 1.17.

## Days Away, Restricted, or Transferred (DART) Case Rate

- Ames' DART rate for 2Q05 (Jan.-Mar. 2005) was 0.00.
- Ames had one DART case in the first two quarters of FY 2005 (Oct. 2004-Mar. 2005), for a DART rate of 0.45.
- Ames can have no more than two DART cases in FY05 to meet the target rate of 0.50.



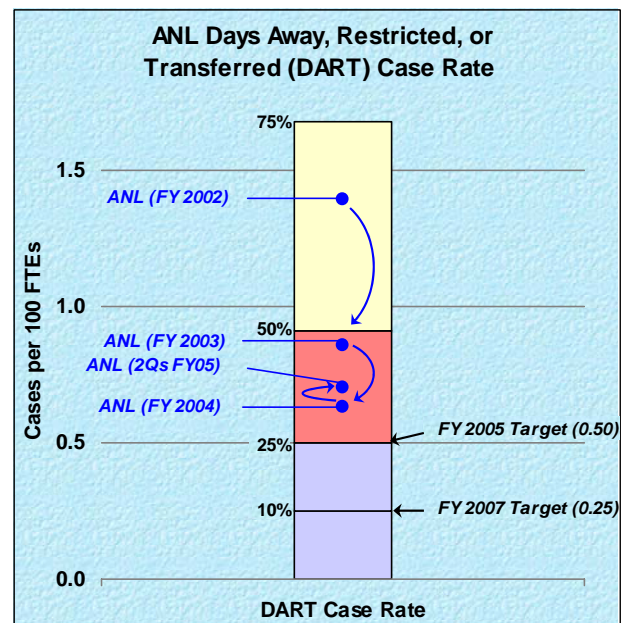
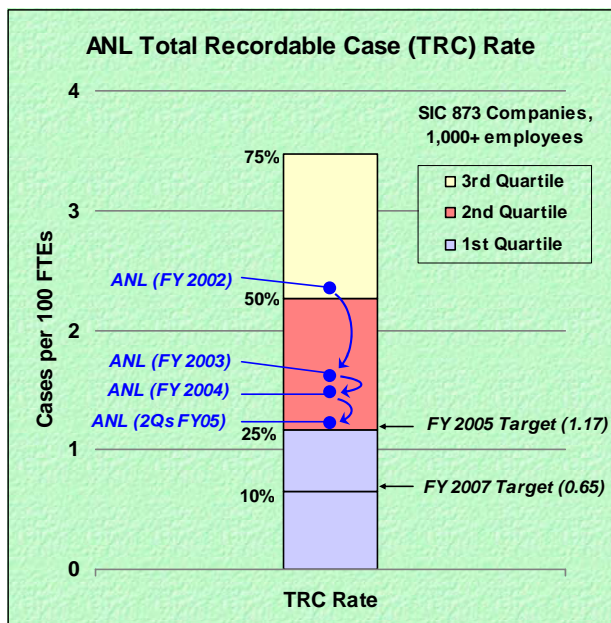
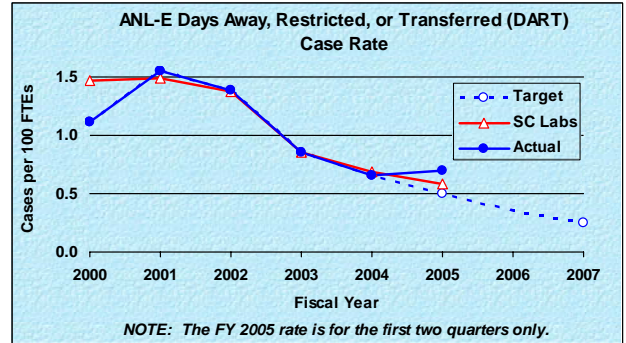
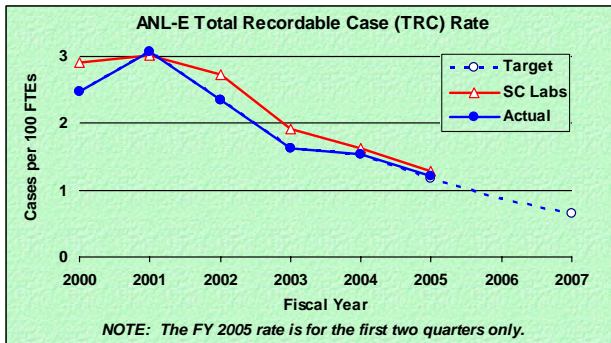
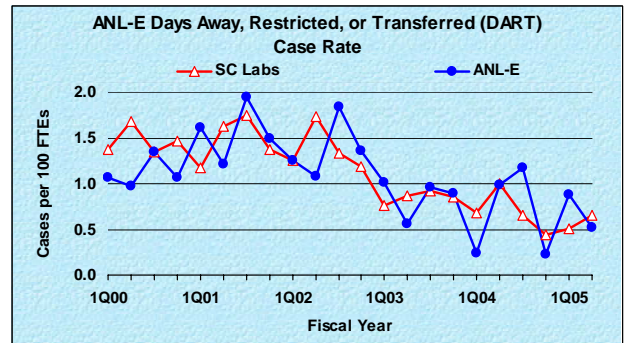
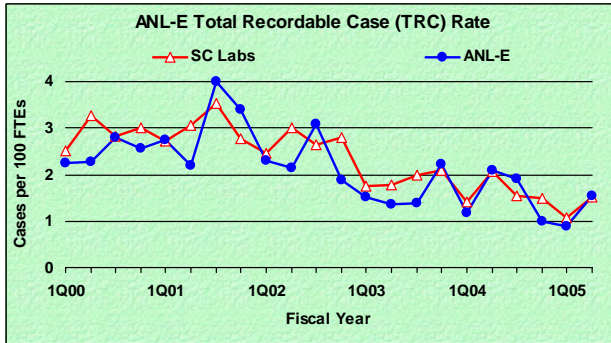
# Argonne National Laboratory Performance through March 2005

## Total Recordable Case (TRC) Rate

- ANL's TRC rate for 2Q05 (Jan.-Mar. 2005) was 1.55.
- ANL had 19 TRC cases in the first two quarters of FY 2005 (Oct. 2004-Mar. 2005), for a TRC rate of 1.22.
- ANL can have no more than 41 TRC cases in FY05 to meet the target rate of 1.17.

## Days Away, Restricted, or Transferred (DART) Case Rate

- ANL's DART rate for 2Q05 (Jan.-Mar. 2005) was 0.52.
- ANL had 11 DART cases in the first two quarters of FY 2005 (Oct. 2004-Mar. 2005), for a DART rate of 0.70.
- ANL can have no more than 18 DART cases in FY05 to meet the target rate of 0.50.



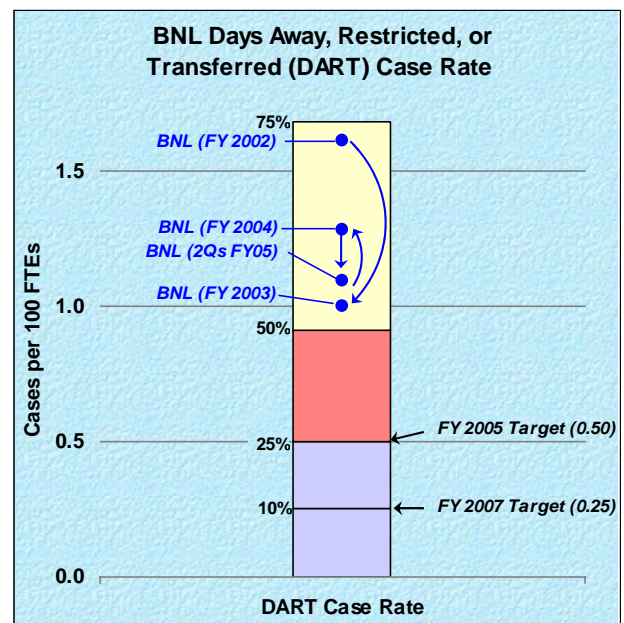
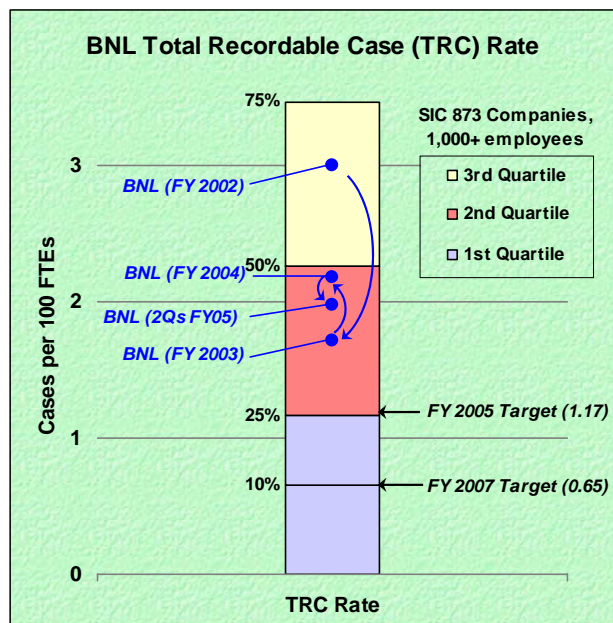
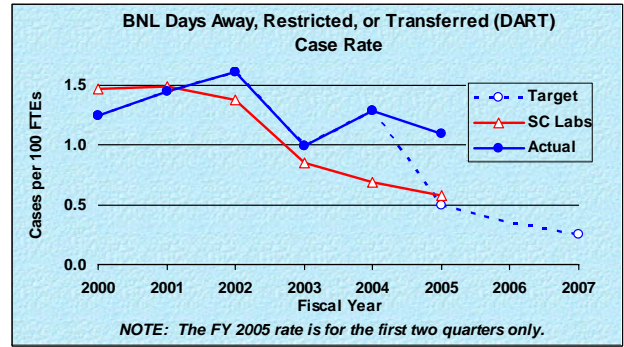
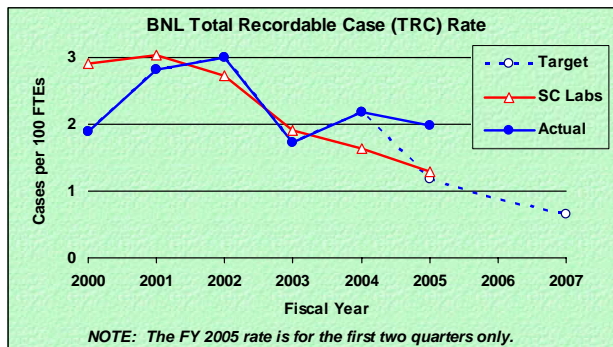
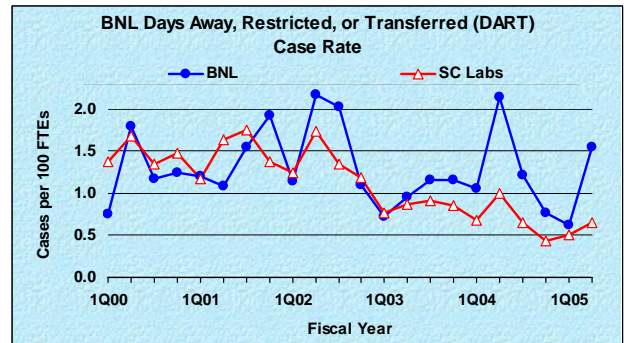
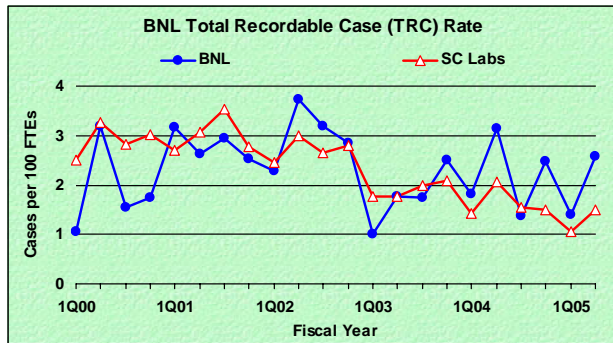
# Brookhaven National Laboratory Performance through March 2005

## Total Recordable Case (TRC) Rate

- BNL's TRC rate for 2Q05 (Jan.-Mar. 2005) was 2.57.
- BNL had 24 TRC cases in the first two quarters of FY 2005 (Oct. 2004-Mar 2005), for a TRC rate of 1.98.
- BNL can have no more than 30 TRC cases in FY05 to meet the target rate of 1.17.

## Days Away, Restricted, or Transferred (DART) Case Rate

- BNL's DART rate for 2Q05 (Jan.-Mar. 2005) was 1.55.
- BNL had 13 DART cases in the first two quarters of FY 2005 (Oct. 2004-Mar. 2005), for a DART rate of 1.09.
- BNL can have no more than 13 DART cases in FY05 to meet their target of 0.50.



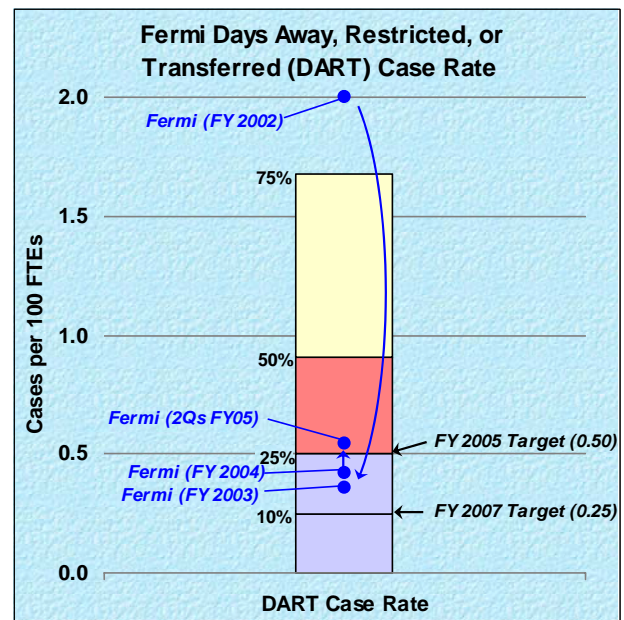
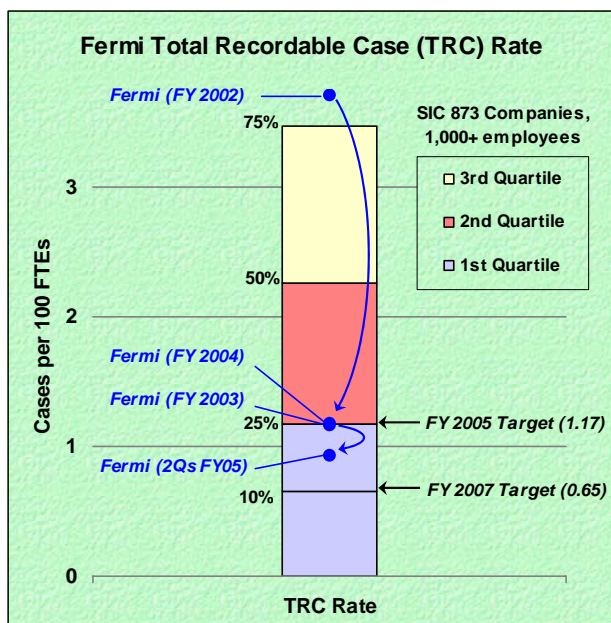
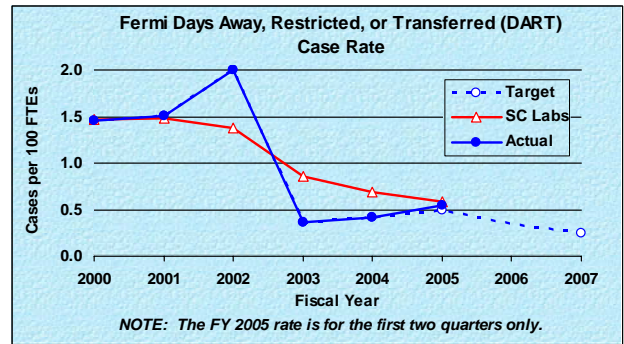
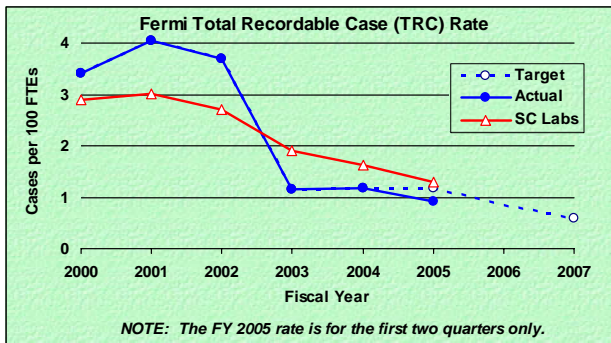
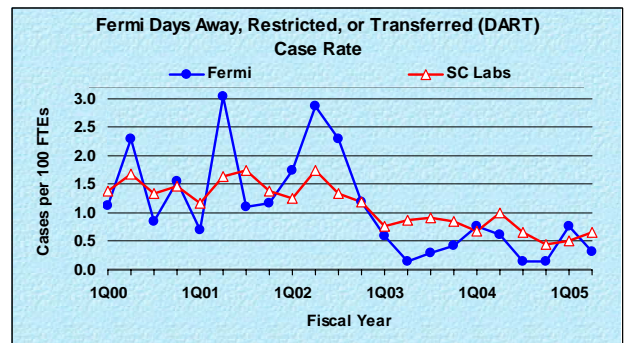
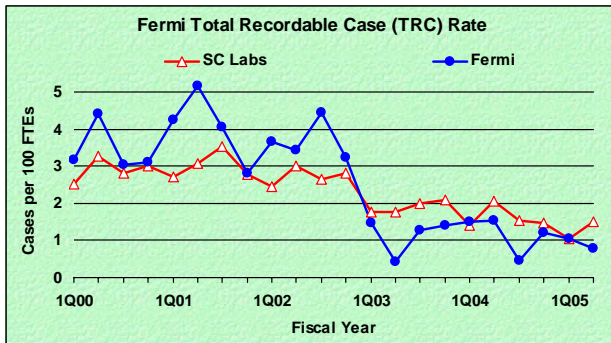
# Fermi National Accelerator Laboratory Performance through March 2005

## Total Recordable Case (TRC) Rate

- Fermilab's TRC rate for 2Q05 (Jan.-Mar. 2005) was 0.77.
- Fermilab had 12 TRC cases in the first two quarters of FY 2005 (Oct. 2004-Mar. 2005), for a TRC rate of 0.92.
- Fermilab can have no more than 31 TRC cases in FY05 to meet the target rate of 1.17.

## Days Away, Restricted, or Transferred (DART) Case Rate

- Fermilab's DART rate for 2Q05 (Jan.-Mar. 2005) was 0.31.
- Fermilab had seven DART cases in the first two quarters of FY 2005 (Oct. 2004-Mar. 2005), for a DART rate of 0.54.
- Fermilab can have no more than 13 DART cases in FY05 to meet the target rate of 0.50.



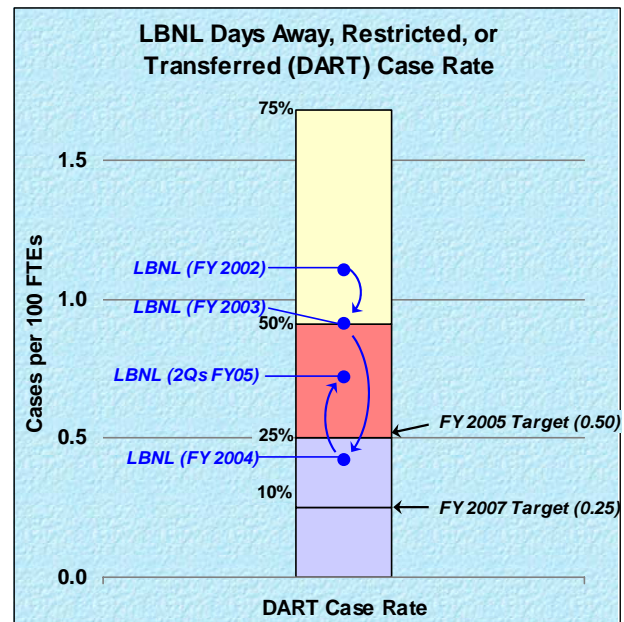
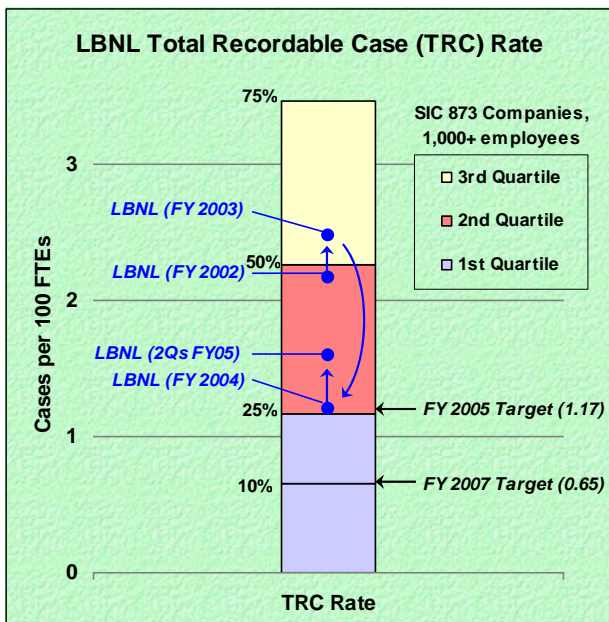
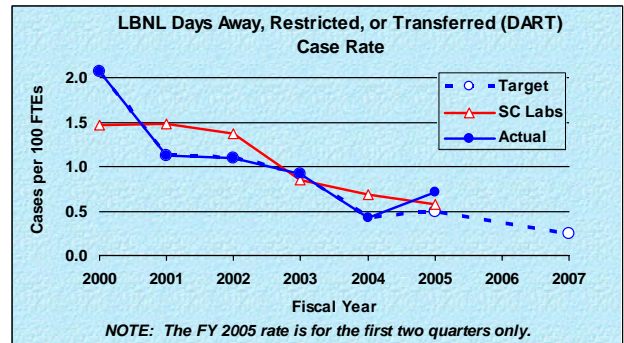
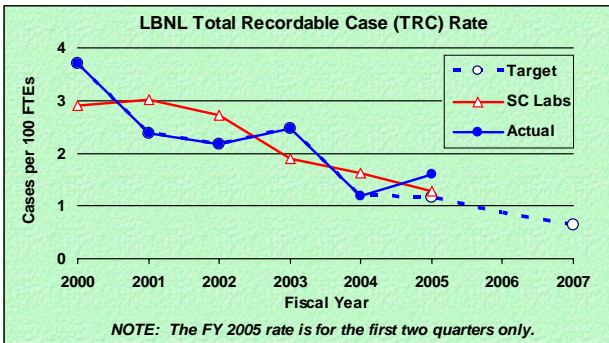
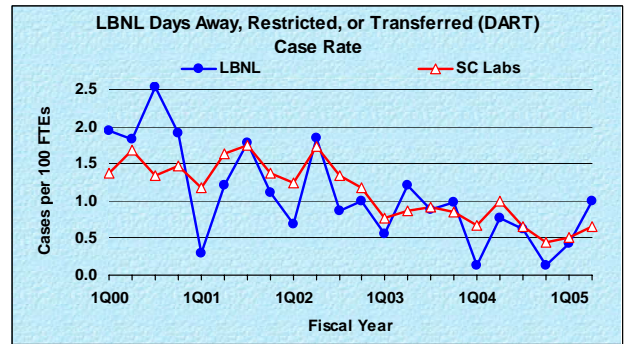
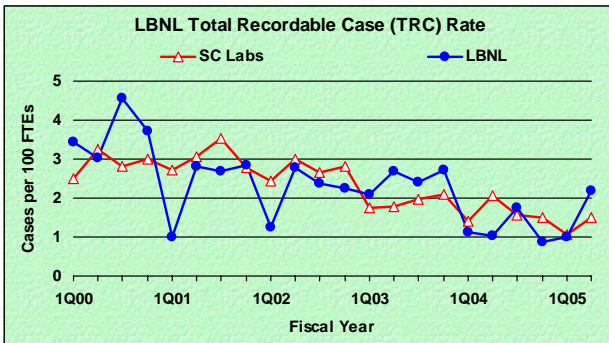
# Lawrence Berkeley National Laboratory Performance through March 2005

## Total Recordable Case (TRC) Rate

- LBNL's TRC rate for 2Q05 (Jan.-Mar. 2005) was 2.20.
- LBNL had 23 TRC cases in the first two quarters of FY 2005 (Oct. 2004-Mar. 2005), for a TRC rate of 1.60.
- LBNL can have no more than 36 TRC cases in FY05 to meet the target rate of 1.17.

## Days Away, Restricted, or Transferred (DART) Case Rate

- LBNL's DART rate for 2Q05 (Jan.-Mar. 2005) was 1.00.
- LBNL had 10 DART cases in the first two quarters of FY 2005 (Oct. 2004-Mar. 2005), for a DART rate of 0.72.
- LBNL can have no more than 15 DART cases in FY05 to meet the target rate of 0.50.



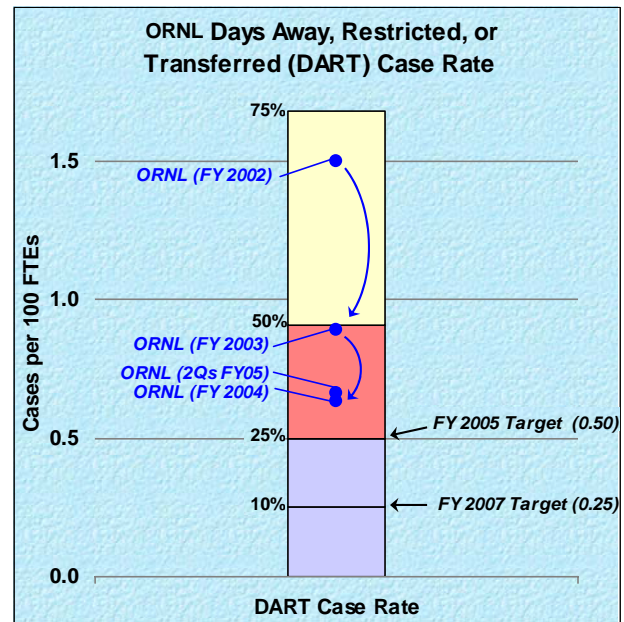
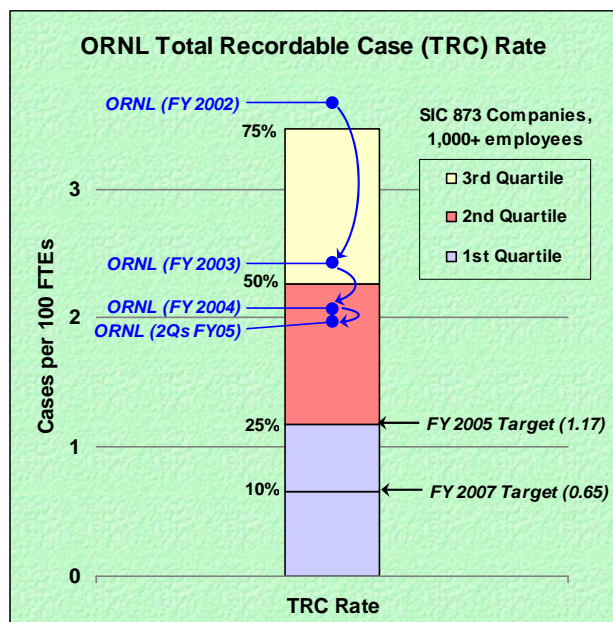
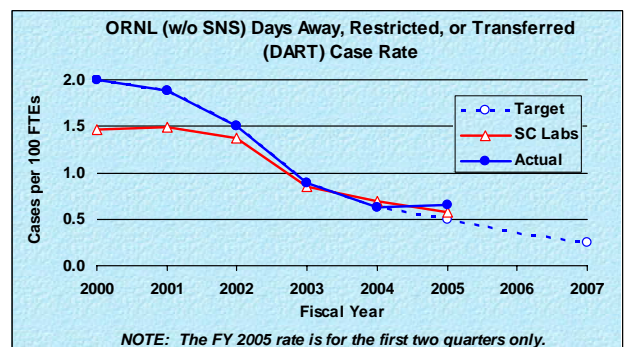
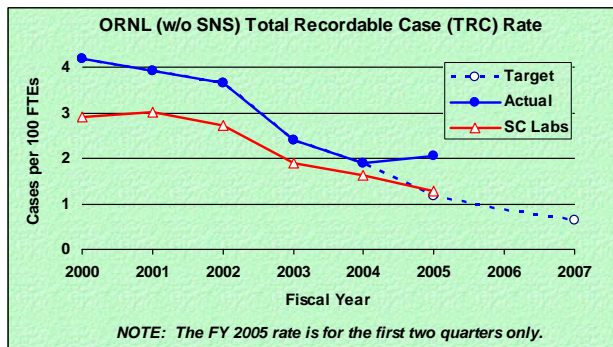
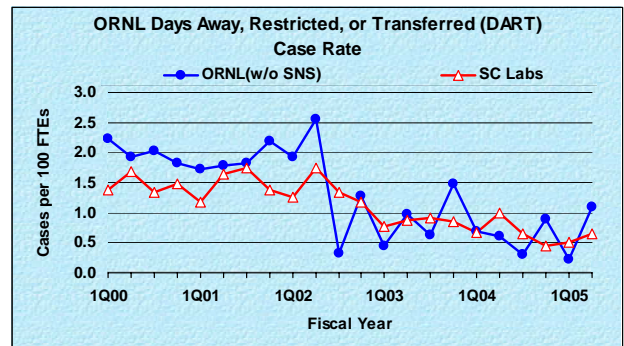
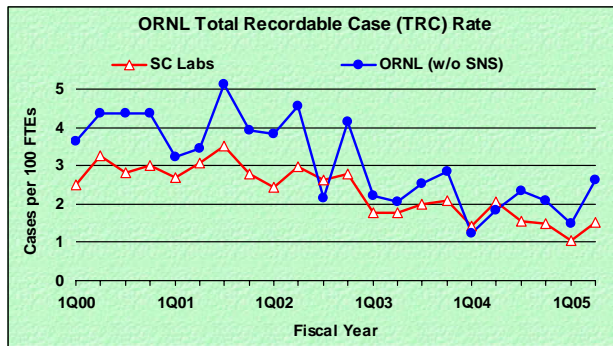
# Oak Ridge National Laboratory Performance through March 2005

## Total Recordable Case (TRC) Rate

- ORNL's TRC rate for 2Q05 (Jan-Mar. 2005) was 2.64.
- ORNL had 41 TRC cases in the first two quarters of FY 2005 (Oct. 2004-Mar. 2005), for a TRC rate of 2.07.
- ORNL can have no more than 45 TRC cases in FY05 to meet the target of 1.17.

## Days Away, Restricted, or Transferred (DART) Case Rate

- ORNL's DART rate for 2Q05 (Jan.-Mar. 2005) was 1.10.
- ORNL had 13 DART cases in the first two quarters of FY 2005 (Oct. 2004-Mar. 2005), for a DART rate of 0.66.
- ORNL can have no more than 19 DART cases in FY05 to meet the target rate of 0.50.





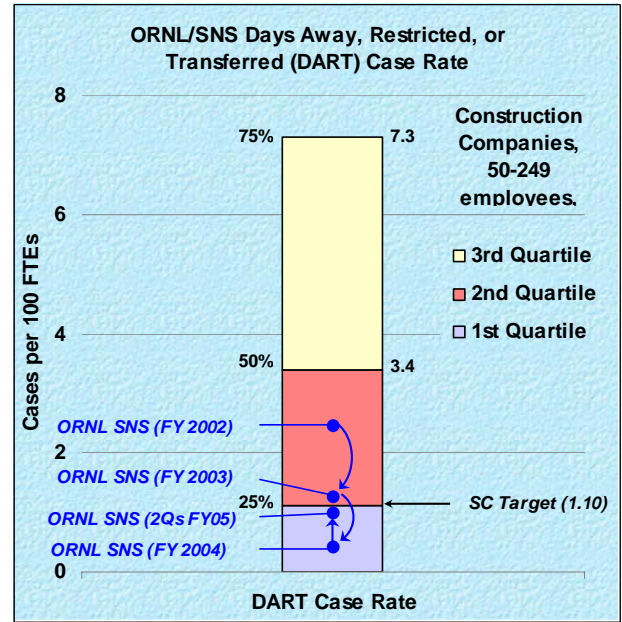
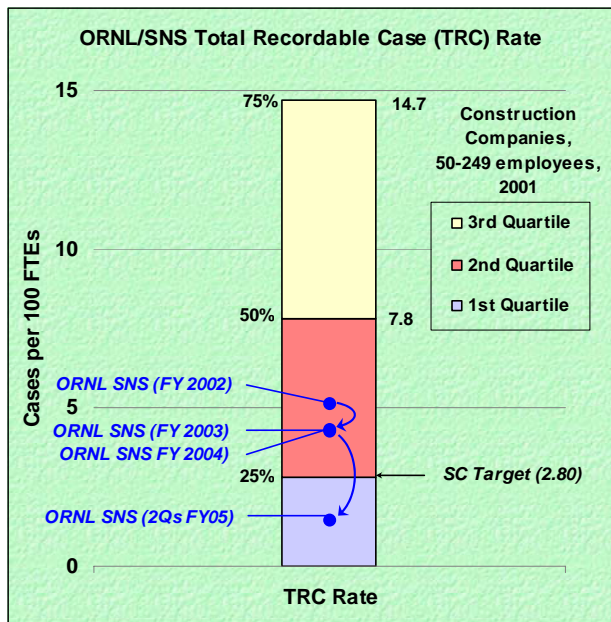
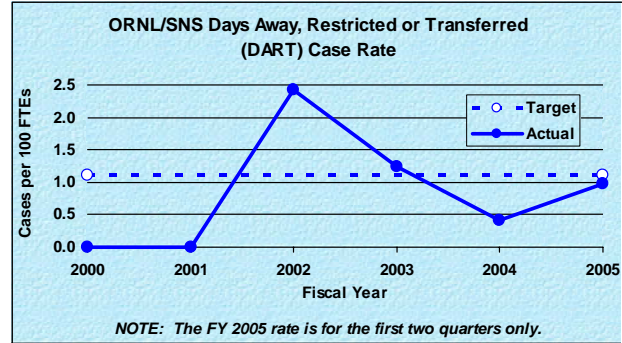
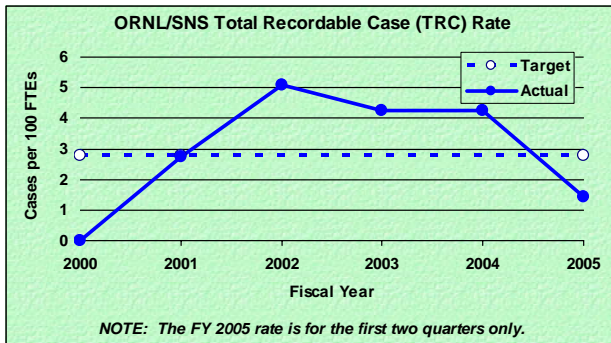
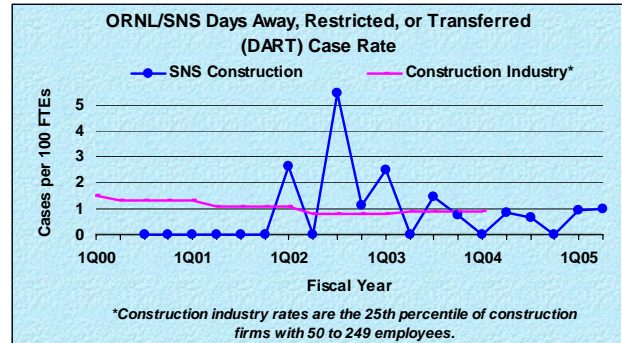
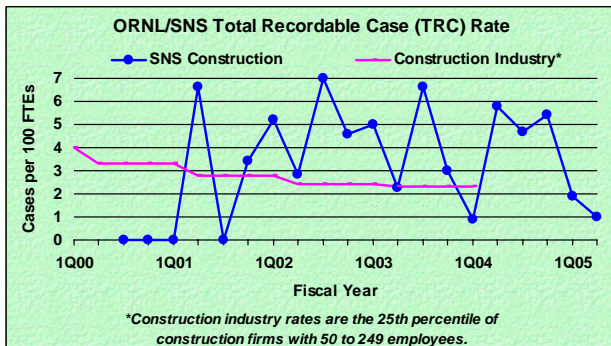
# ORNL/Spallation Neutron Source Project Performance through March 2005

## Total Recordable Case (TRC) Rate

- SNS' TRC rate for 2Q05 (Jan.-Mar. 2005) was 1.00.
- SNS had three TRC cases in the first two quarters of FY 2005 (Oct. 2004-Mar. 2005), for a TRC rate of 1.44.
- SNS can have no more than 12 cases in FY05 to meet the target of 2.80.

## Days Away, Restricted, or Transferred (DART) Case Rate

- SNS' DART rate for 2Q05 (Jan.-Mar. 2005) was 1.00.
- SNS had two DART cases in the first two quarters of FY 2005 (Oct. 2004-Mar. 2005), for a DART rate of 0.97.
- SNS can have no more than 5 cases in FY05 to meet the target rate of 1.10.



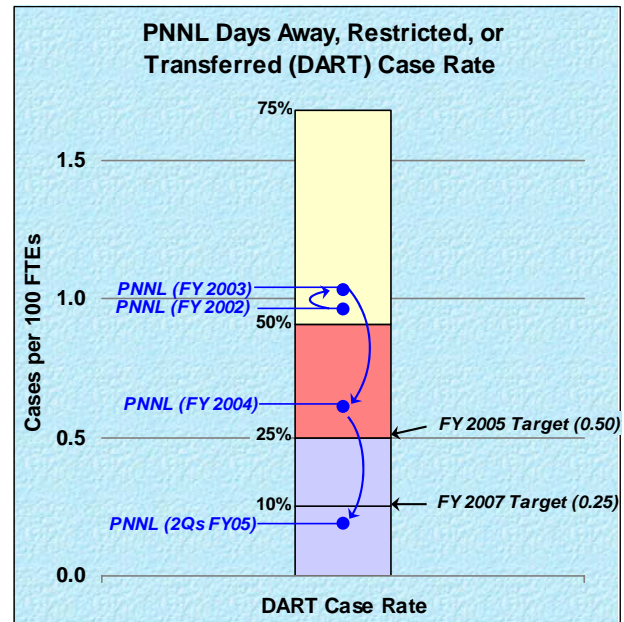
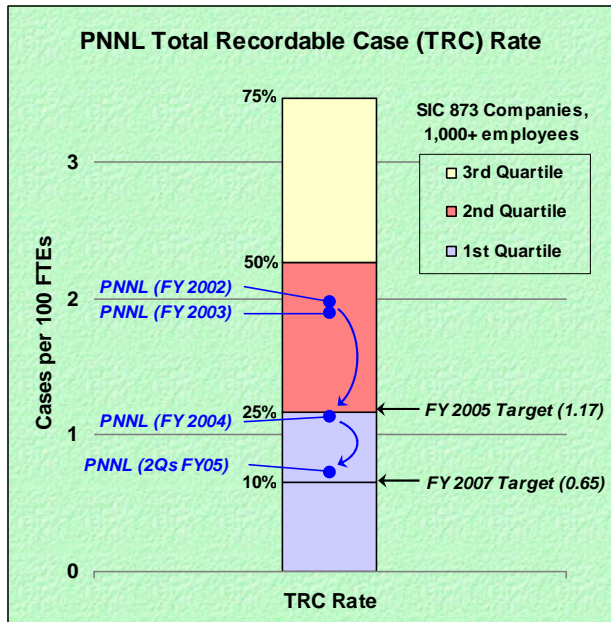
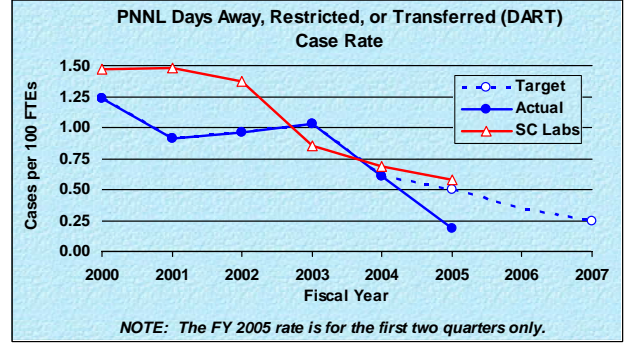
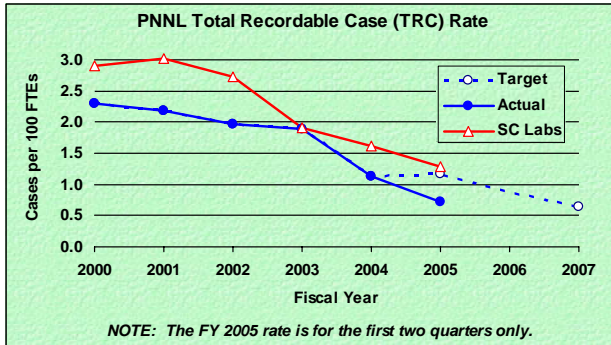
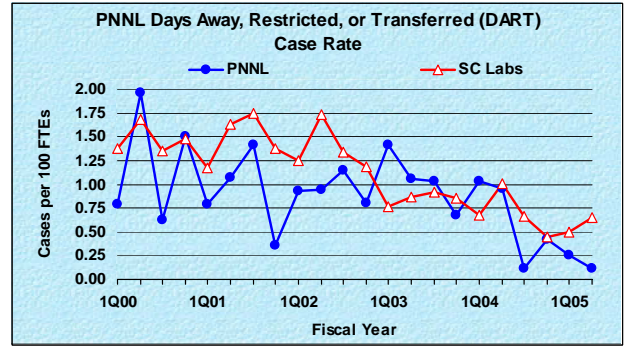
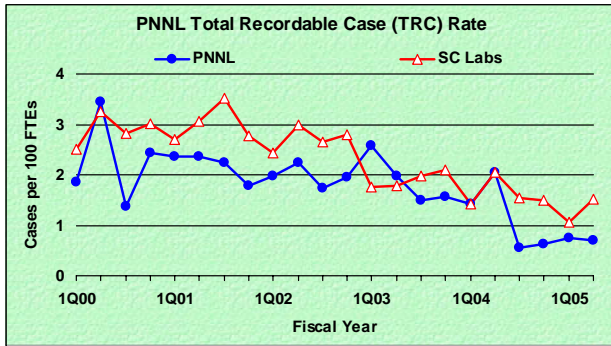
# Pacific Northwest National Laboratory Performance through March 2005

## Total Recordable Case (TRC) Rate

- PNNL's TRC rate for 2Q05 (Jan.-Mar. 2005) was 0.69.
- PNNL had 12 TRC cases in the first two quarters of FY 2005 (Oct. 2004-Mar. 2005), for a TRC rate of 0.72.
- PNNL can have no more than 44 TRC cases in FY05 to meet the target rate of 1.17.

## Days Away, Restricted, or Transferred (DART) Case Rate

- PNNL's DART rate for 2Q05 (Jan.-Mar. 2005) was 0.12.
- PNNL had three DART cases in the first two quarters of FY 2005 (Oct. 2004-Mar. 2005) for a DART rate of 0.19.
- PNNL can have no more than 18 DART cases in FY05 to meet the target rate of 0.50.



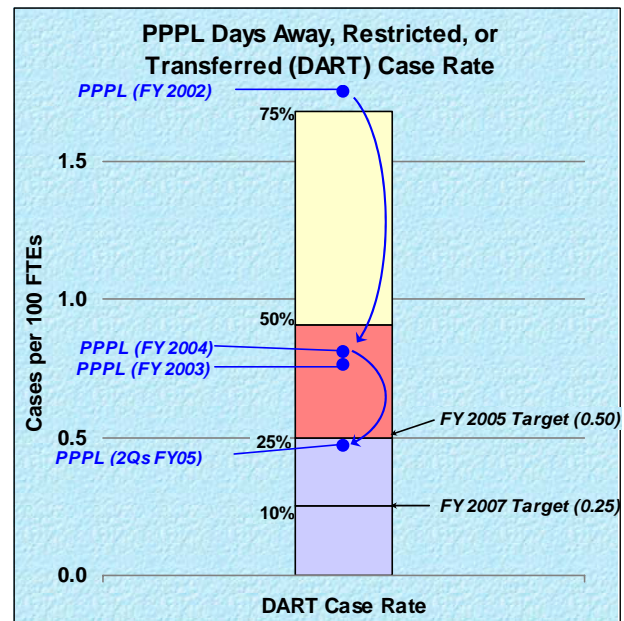
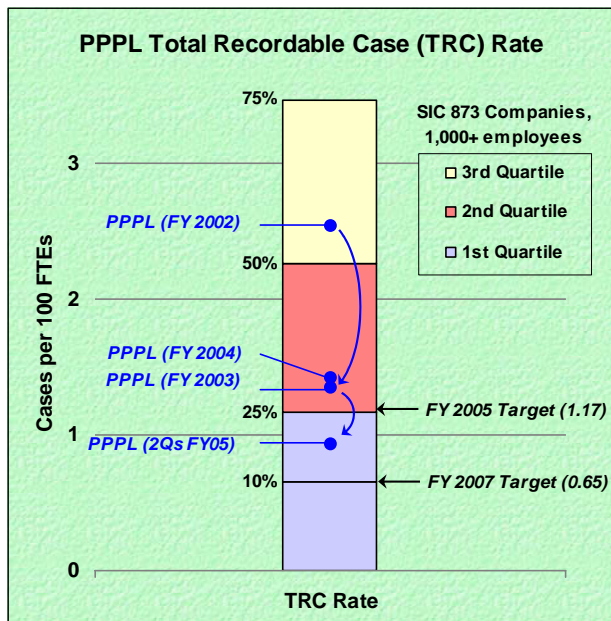
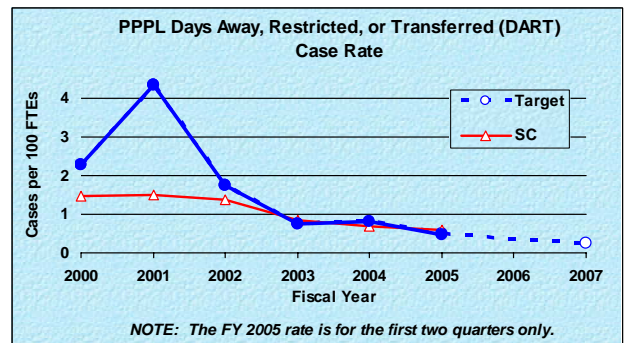
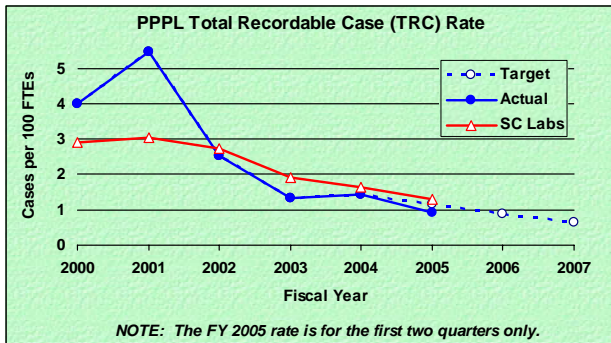
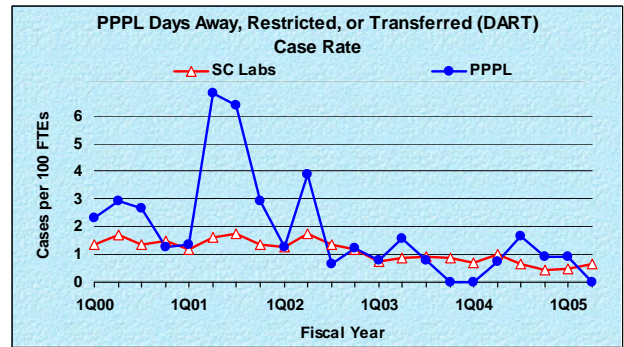
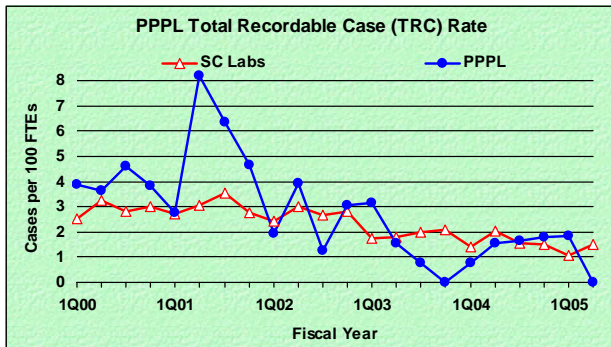
# Princeton Plasma Physics Laboratory Performance through March 2005

## Total Recordable Case (TRC) Rate

- PPPL's TRC rate for 2Q05 (Jan.-Mar. 2005) was 0.00.
- PPPL had two TRC cases in the first two quarters of FY 2005 (Oct. 2004-Mar. 2005), for a rate of 0.93.
- PPPL can have no more than five cases in FY05 to meet their target of 1.17.

## Days Away, Restricted, or Transferred (DART) Case Rate

- PPPL's DART rate for 2Q05 (Jan.-Mar. 2005) was 0.00.
- PPPL had one DART case in the first two quarters of FY 2005 (Oct. 2004-Mar. 2005), for a rate of 0.47.
- PPPL can have no more than two DART cases in FY05 to meet their target of 0.50.



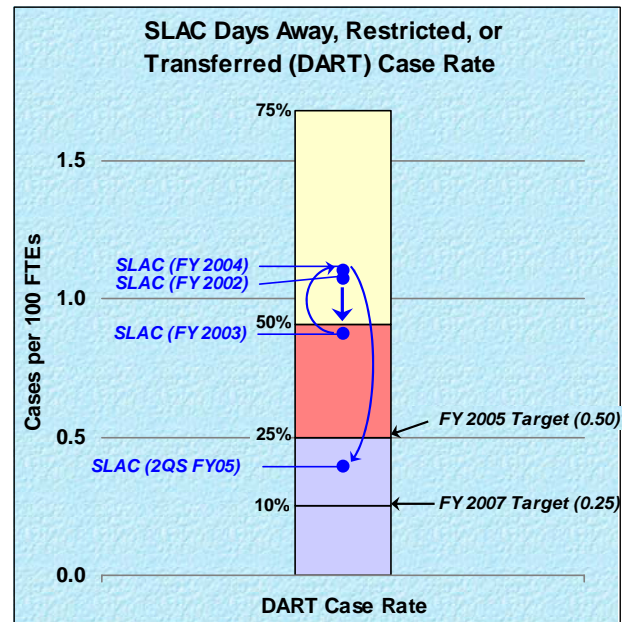
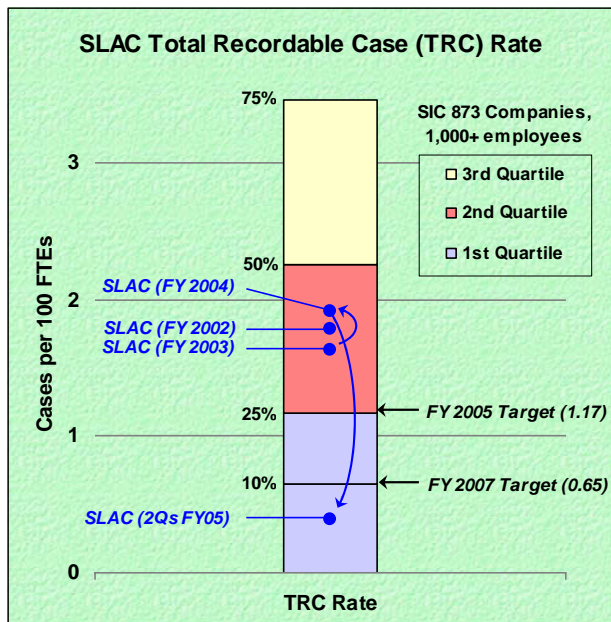
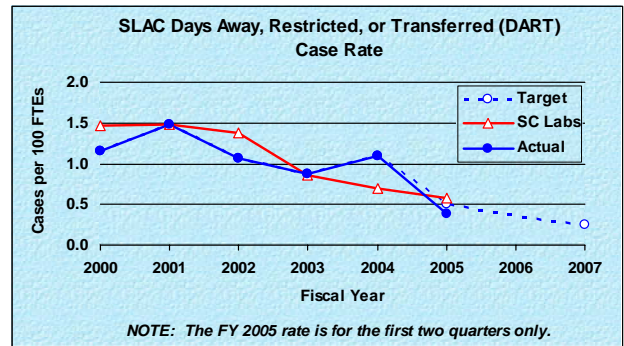
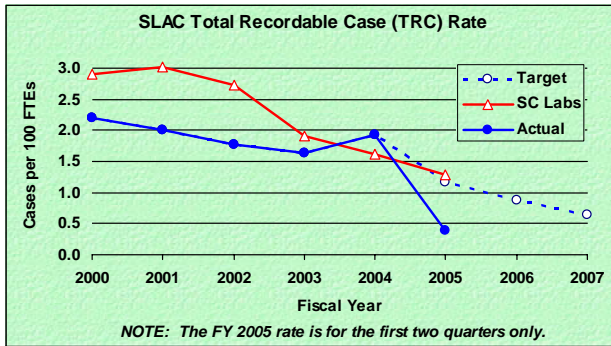
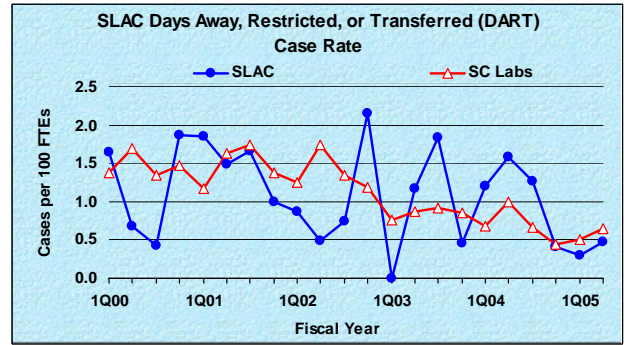
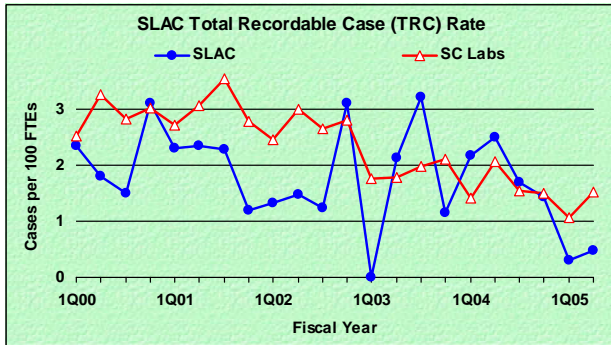
# Stanford Linear Accelerator Center Performance through March 2005

## Total Recordable Case (TRC) Rate

- SLAC's TRC rate for 2Q05 (Jan.-Mar. 2005) was 0.47.
- SLAC had three TRC case in the first two quarters of FY 2005 (Oct.-Mar. 2005), for a TRC rate of 0.39.
- SLAC can have no more than 16 TRC cases in FY05 to meet the target rate of 1.17.

## Days Away, Restricted, or Transferred (DART) Case Rate

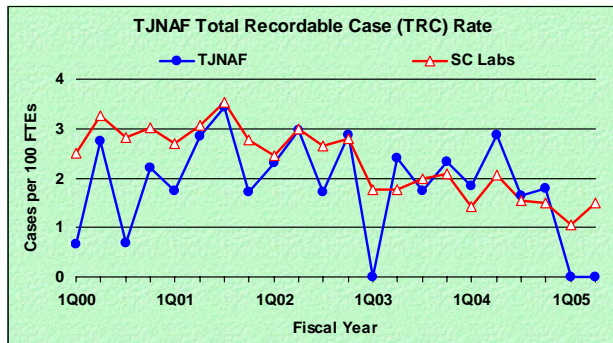
- SLAC's DART rate for 2Q05 (Jan.-Mar. 2005) was 0.47.
- SLAC had three DART case in the first two quarters of FY 2005 (Oct.-Mar. 2005), for a DART rate of 0.39.
- SLAC can have no more than 7 DART cases in FY05 to meet the target of 0.50.



# Thomas Jefferson National Accelerator Facility Performance through March 2005

## Total Recordable Case (TRC) Rate

- TJNAF's TRC rate for 2Q05 (Jan.-Mar. 2005) was 0.00.
- TJNAF had zero TRC cases in the first two quarters of FY 2005 (Oct. 2004-Mar. 2005), for a TRC rate of 0.00.
- TJNAF can have no more than 9 TRC cases in FY 2005 to meet the target rate of 1.17.



## Days Away, Restricted, or Transferred (DART) Case Rate

- TJNAF's DART rate for 2Q05 (Jan.-Mar. 2005) was 0.00.
- TJNAF had zero DART cases in the first two quarters of FY 2005 (Oct. 2004-Mar. 2005), for a DART rate of 0.00.
- TJNAF can have no more than 4 DART cases in FY05 to meet the target rate of 0.50.

