

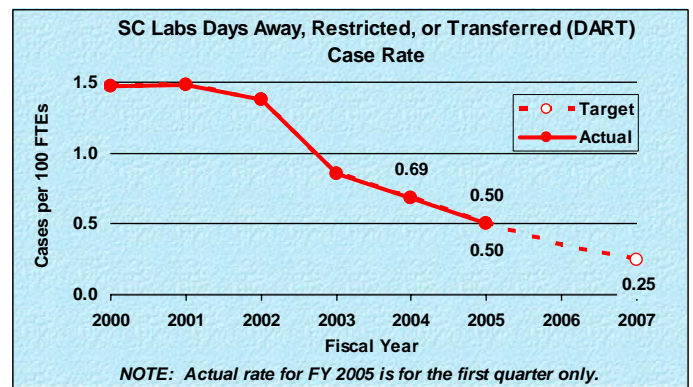
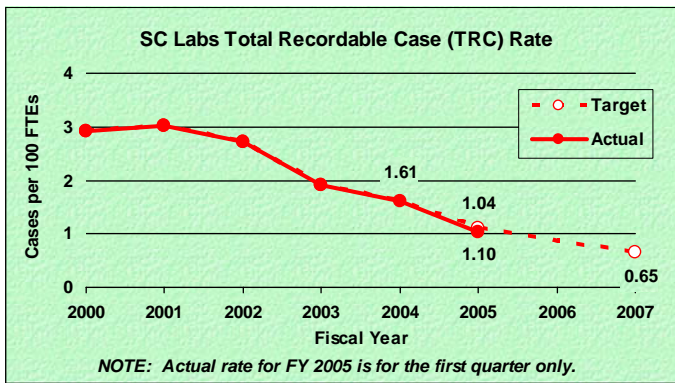
Office of Science Injury Rate Reduction Performance through December 2004

Total Recordable Case (TRC) Rate

- The SC TRC rate decreased 35 percent from FY 2004 to a rate of 1.04.
- The SC interim goal is to achieve a TRC rate of 1.10 in FY 2005.

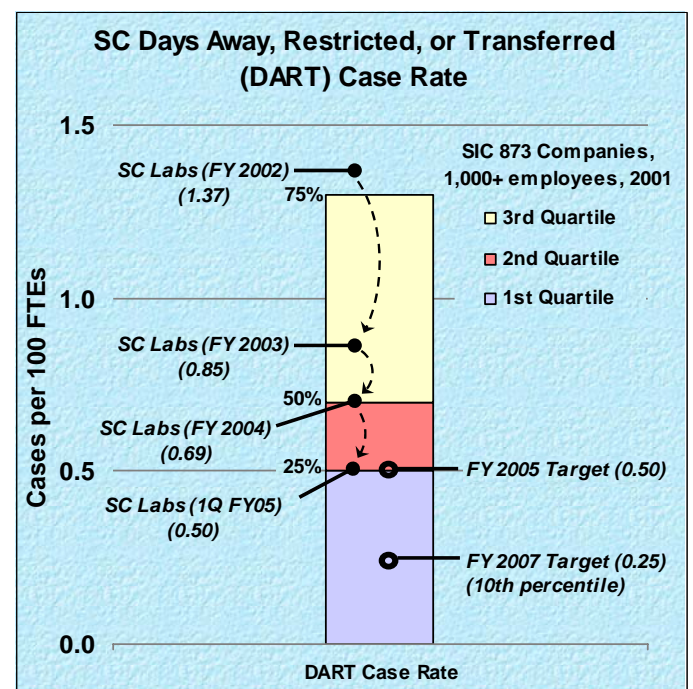
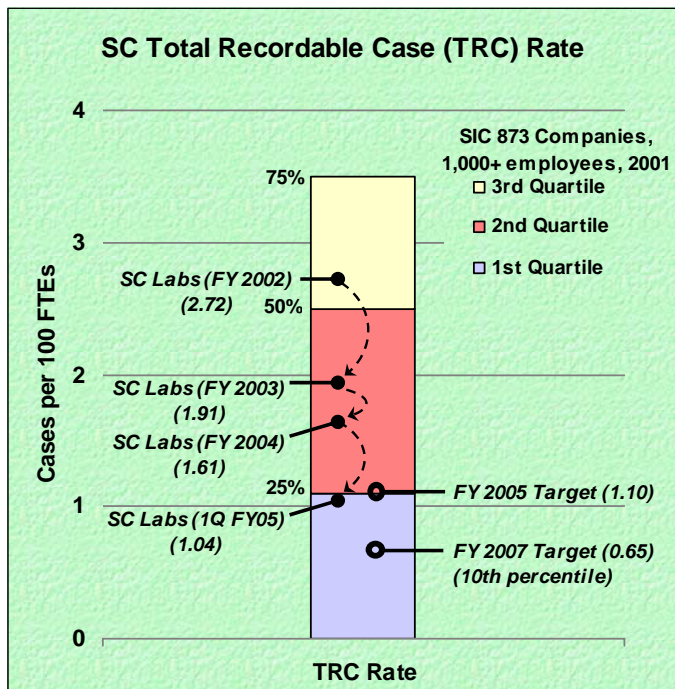
Days Away, Restricted, or Transferred (DART) Case Rate

- The SC DART rate decreased 28 percent from FY 2004 to a rate of 0.50.
- The SC interim goal is to achieve a DART rate of 0.50 in FY 2005.



- The SC TRC rate of 1.04 for the first quarter FY 2005 (Oct.-Dec. 2004) currently achieves the FY 2005 interim goal of 1.10.

- The SC DART rate of 0.50 for the first quarter FY 2005 (Oct.-Dec. 2004) currently achieves the FY 2005 interim goal of 0.50.



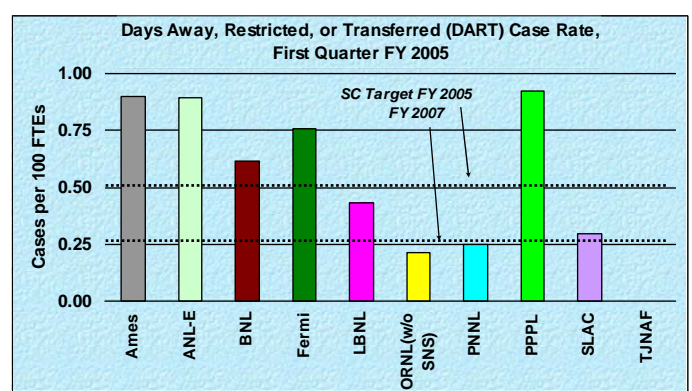
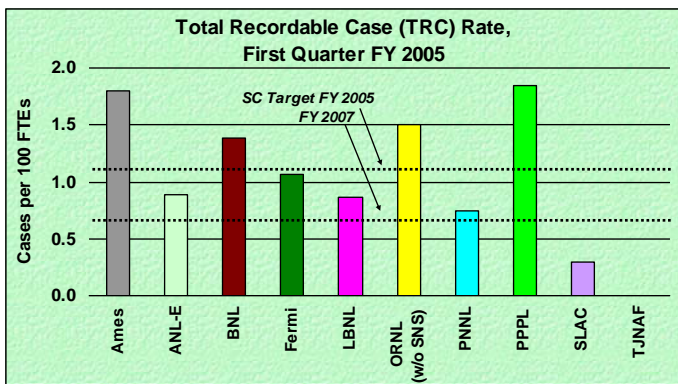
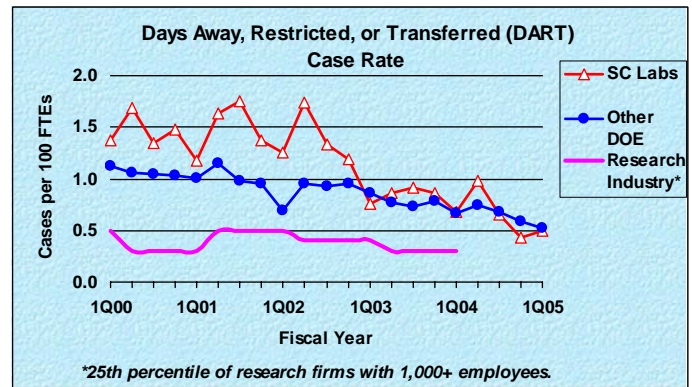
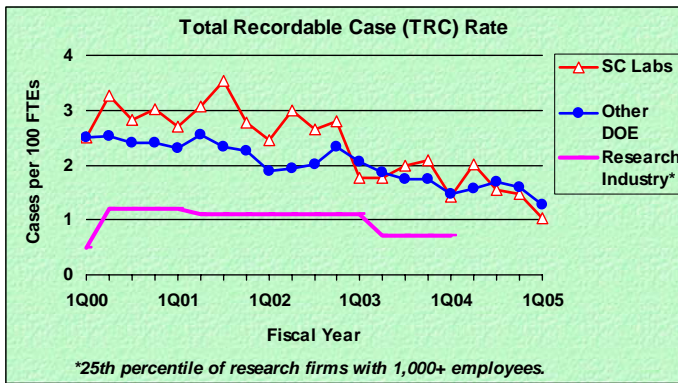
Office of Science Injury Rate Reduction Performance through December 2004, continued

Total Recordable Case (TRC) Rate

- The TRC rate for the first quarter FY 2005 (Oct.-Dec. 2004) decreased 30 percent from the previous quarter to 1.04.

Days Away, Restricted, or Transferred (DART) Case Rate

- The DART rate for the first quarter FY 2005 (Oct.-Dec. 2004) increased from 0.44 to 0.50.



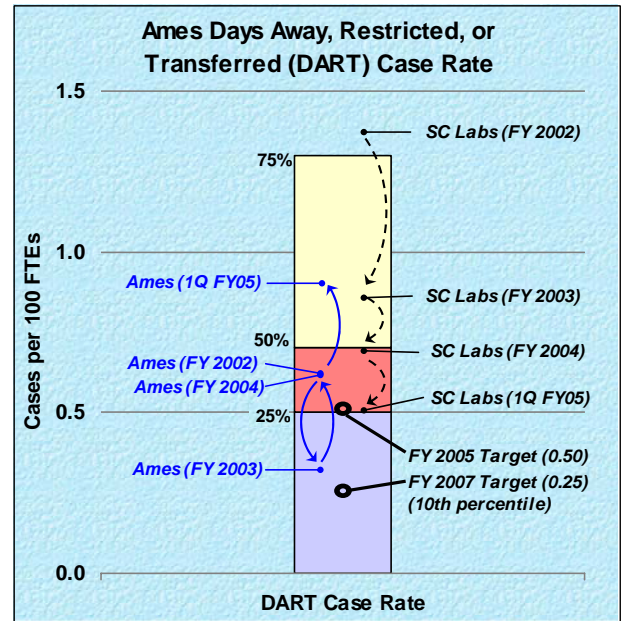
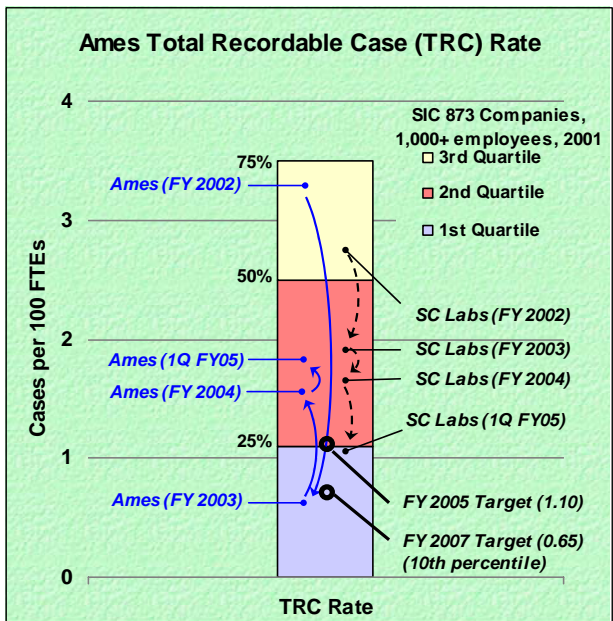
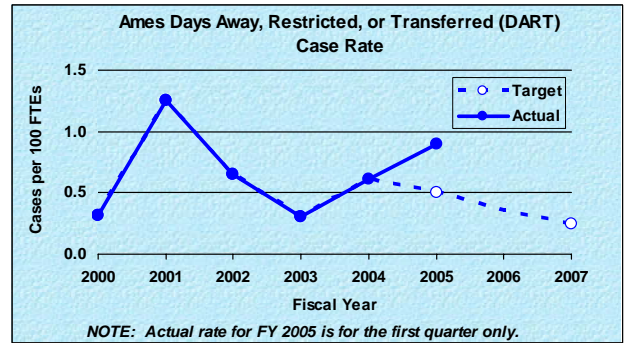
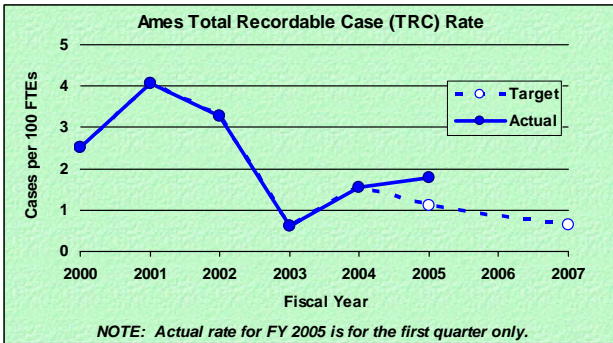
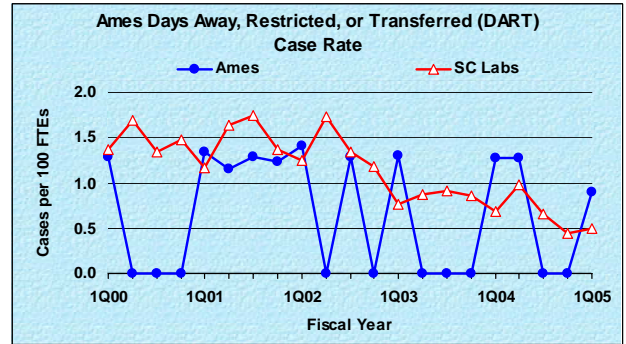
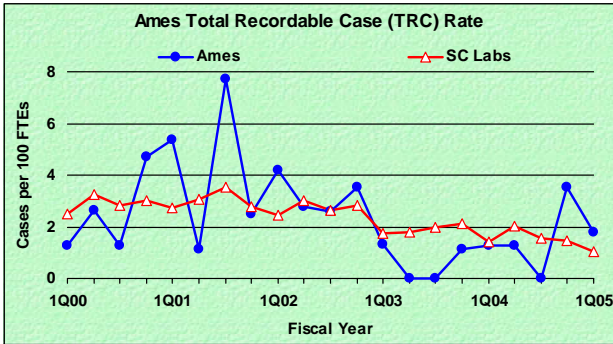
Ames Laboratory Performance through December 2004

Total Recordable Case (TRC) Rate

- Ames had two TRC cases in the first quarter FY 2005 (Oct.-Dec. 2004), for a TRC rate of 1.80.
- Ames' TRC in January 2005 was 0.00.
- Ames can have no more than four TRC cases in FY05 to meet the target rate of 1.10.

Days Away, Restricted, or Transferred (DART) Case Rate

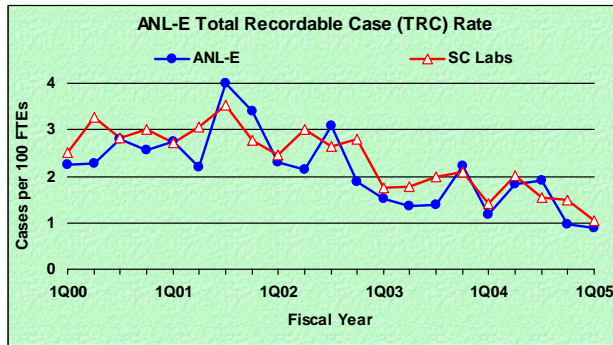
- Ames had one DART case in the first quarter FY 2005 (Oct.-Dec. 2004), for a DART rate of 0.90.
- Ames' DART in January 2005 was 0.00.
- Ames can have no more than two DART cases in FY05 to meet the target rate of 0.50.



Argonne National Laboratory - East Performance through December 2004

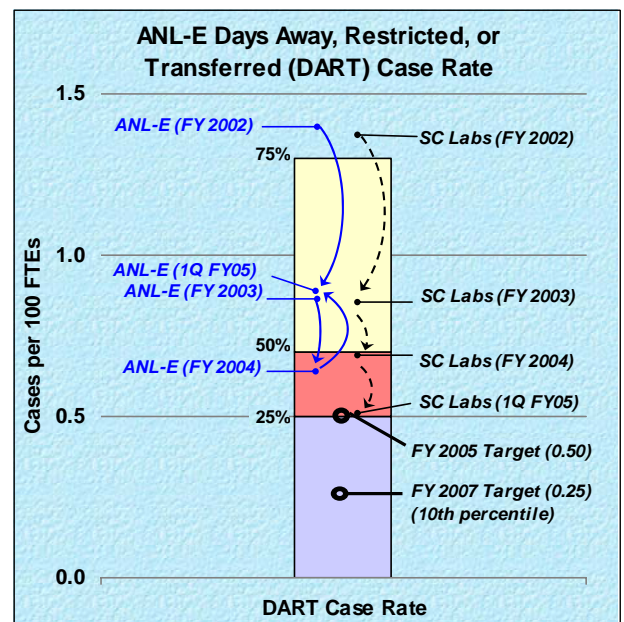
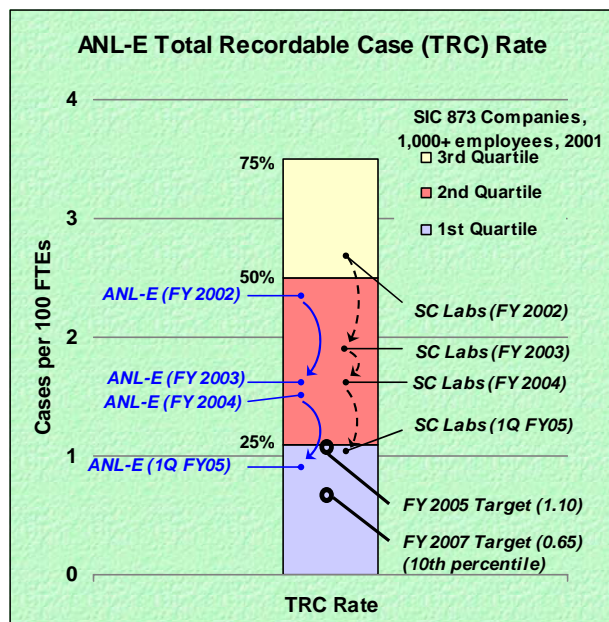
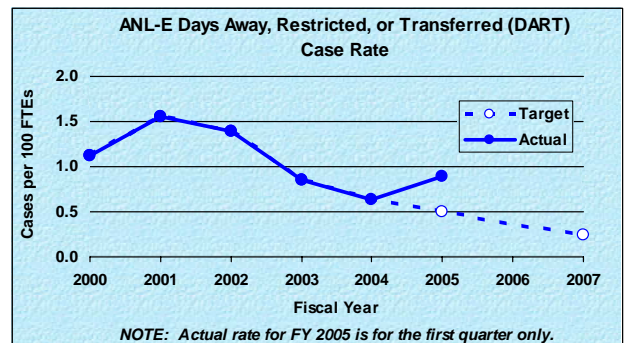
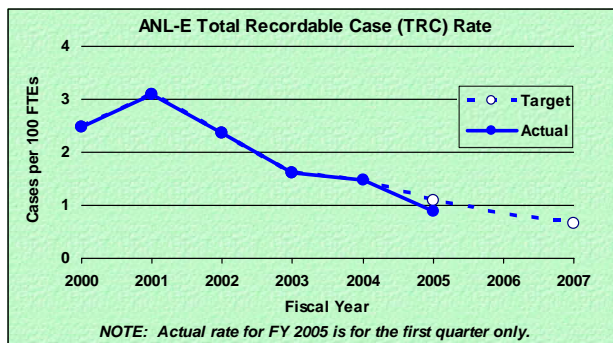
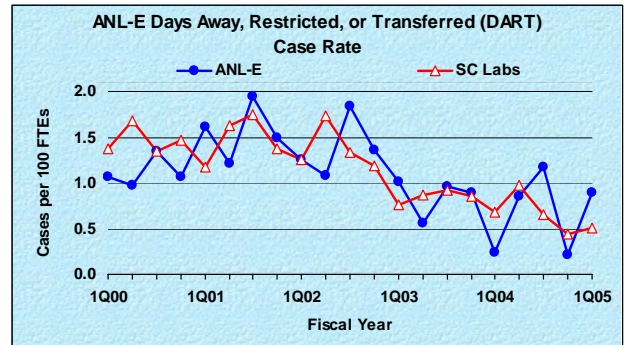
Total Recordable Case (TRC) Rate

- ANL had seven TRC cases in the first quarter FY 2005 (Oct.-Dec. 2004), for a TRC rate of 0.89.
- ANL's TRC in January 2005 was 3.8.
- ANL can have no more than 40 TRC cases in FY05 to meet the target rate of 1.10.



Days Away, Restricted, or Transferred (DART) Case Rate

- ANL had seven DART cases in the first quarter FY 2005 (Oct.-Dec. 2004), for a DART rate of 0.89.
- ANL's DART in January 2005 was 1.4.
- ANL can have no more than 18 DART cases in FY05 to meet the target rate of 0.50.



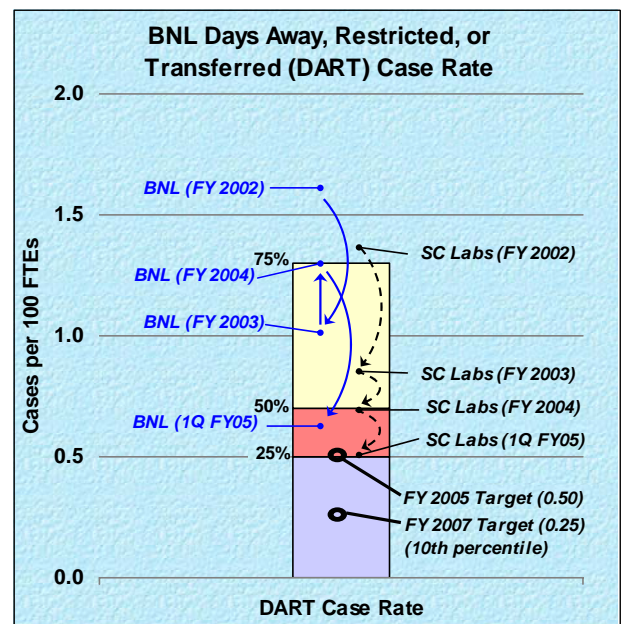
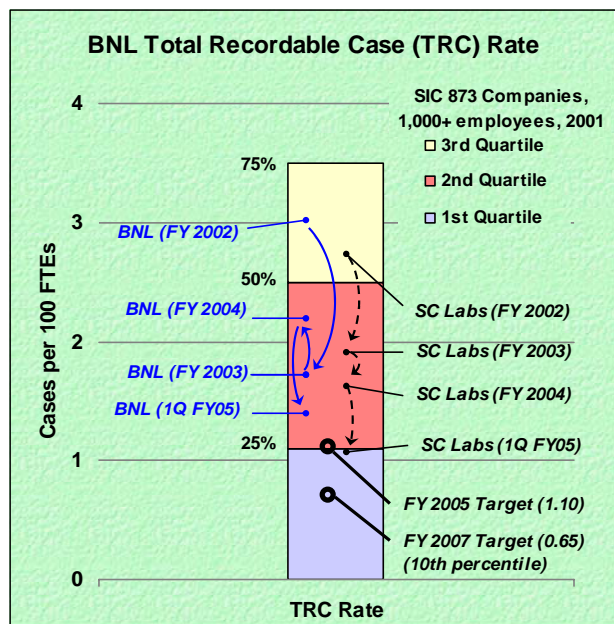
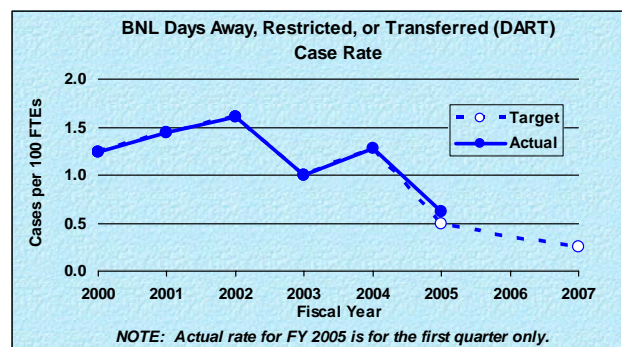
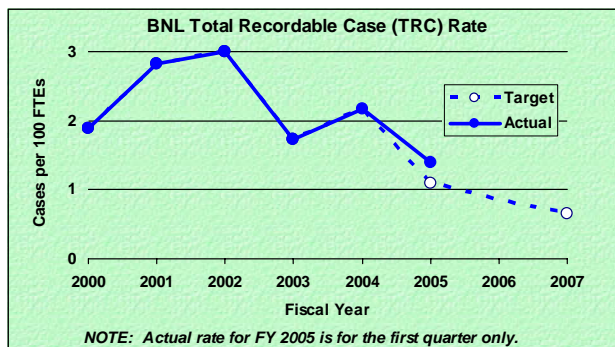
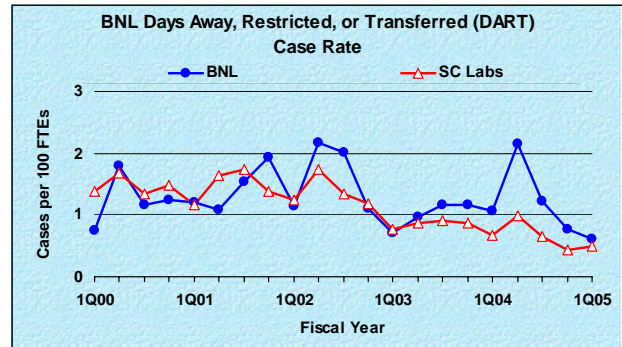
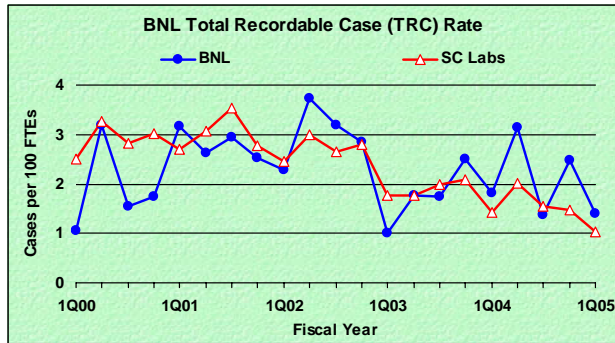
Brookhaven National Laboratory Performance through December 2004

Total Recordable Case (TRC) Rate

- BNL had nine TRC cases in the first quarter FY 2005 (Oct.-Dec. 2004), for a TRC rate of 1.39.
- BNL's TRC in January 2005 was 1.2.
- BNL can have no more than 29 TRC cases in FY05 to meet the target rate of 1.10.

Days Away, Restricted, or Transferred (DART) Case Rate

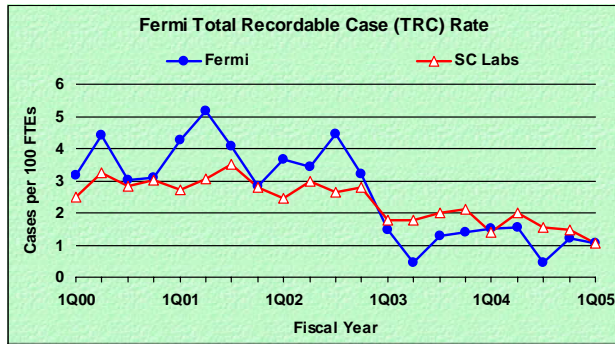
- BNL had four DART cases in the first quarter FY 2005 (Oct.-Dec. 2004), for a DART rate of 0.62.
- BNL's DART in January 2005 was .8.
- BNL can have no more than 13 DART cases in FY05 to meet their target of 0.50.



Fermi National Accelerator Laboratory Performance through December 2004

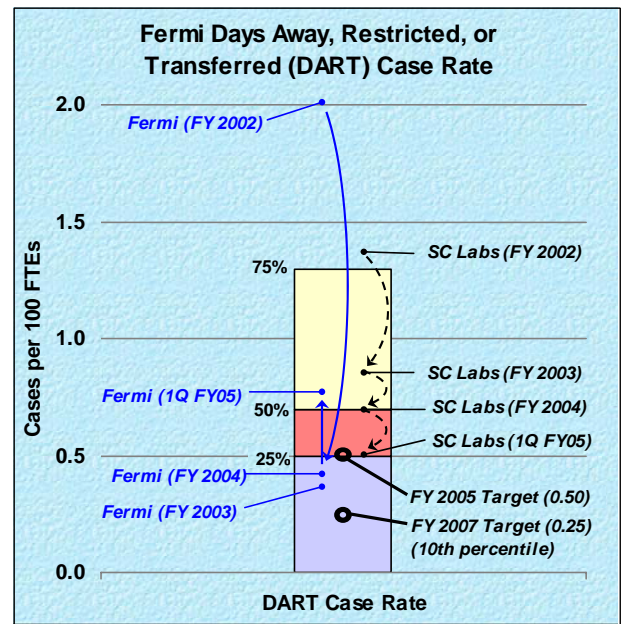
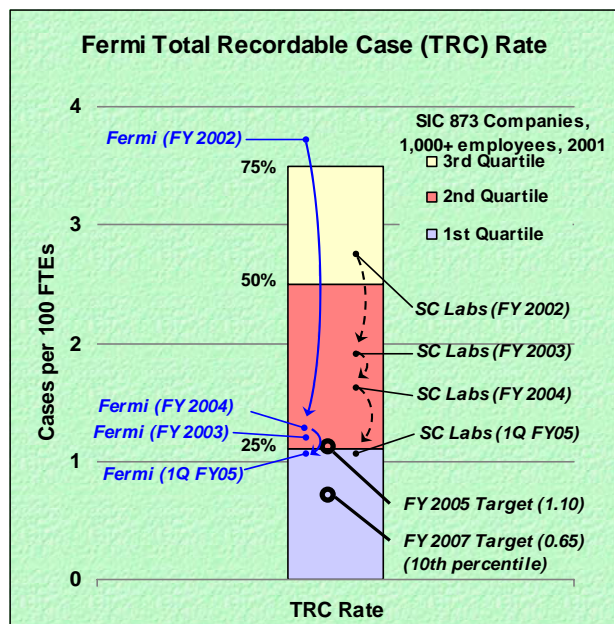
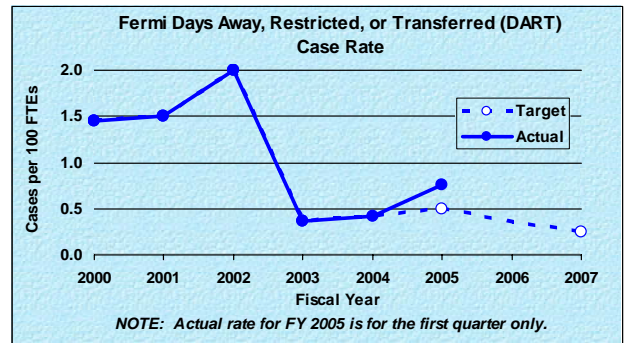
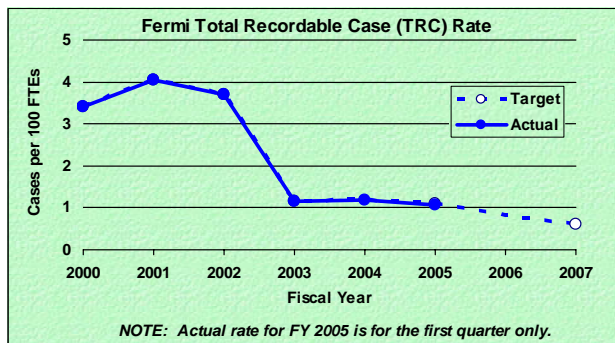
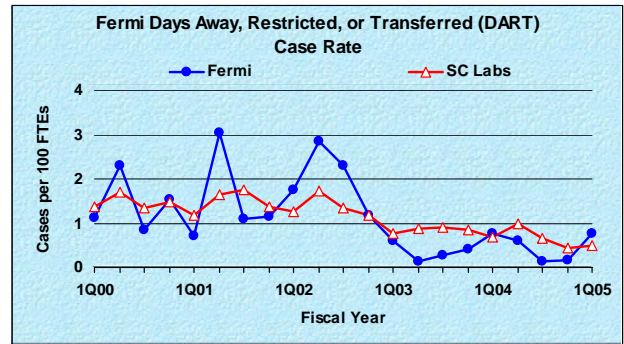
Total Recordable Case (TRC) Rate

- Fermilab had seven TRC cases in the first quarter FY 2005 (Oct.-Dec. 2004), for a TRC rate of 1.06.
- Fermilab's TRC in January 2005 was 1.2.
- Fermilab can have no more than 29 TRC cases in FY05 to meet the target rate of 1.10.



Days Away, Restricted, or Transferred (DART) Case Rate

- Fermilab had five DART cases in the first quarter FY 2005 (Oct.-Dec. 2004), for a DART rate of 0.76.
- Fermilab's DART in January 2005 was 0.4.
- Fermilab can have no more than 13 DART cases in FY05 to meet the target rate of 0.50.



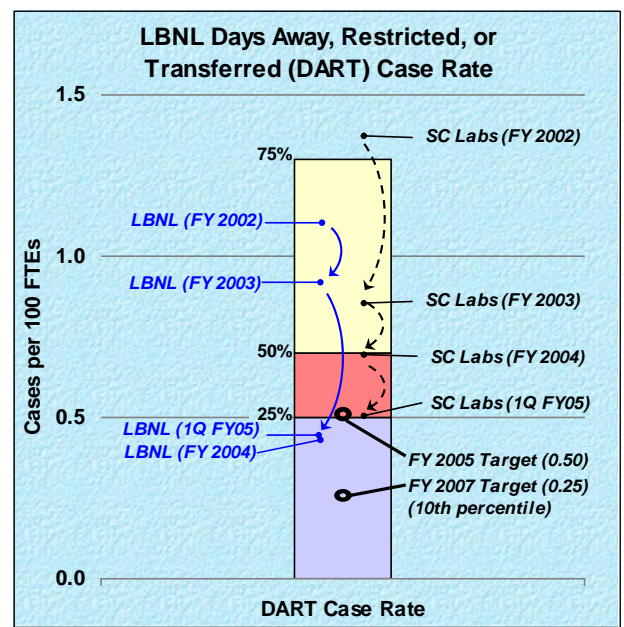
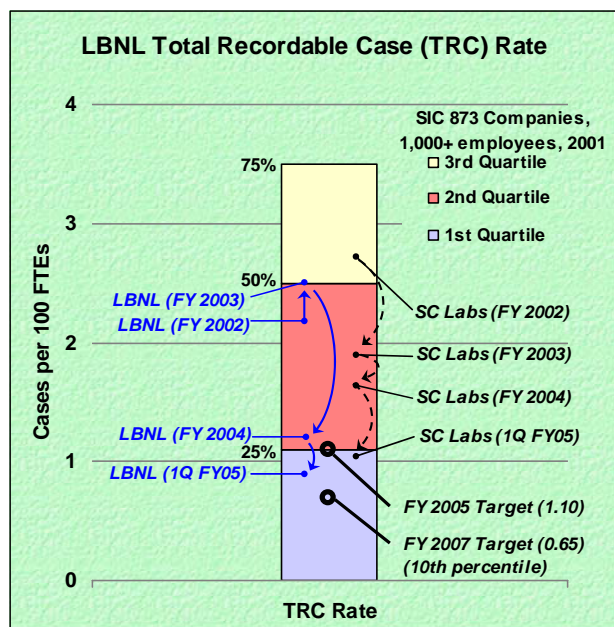
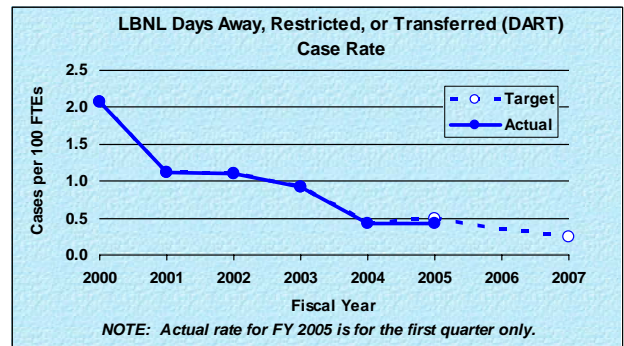
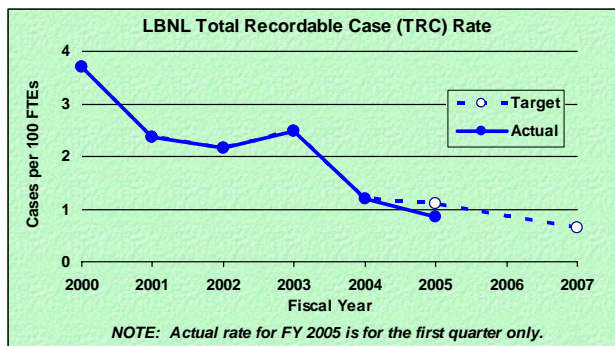
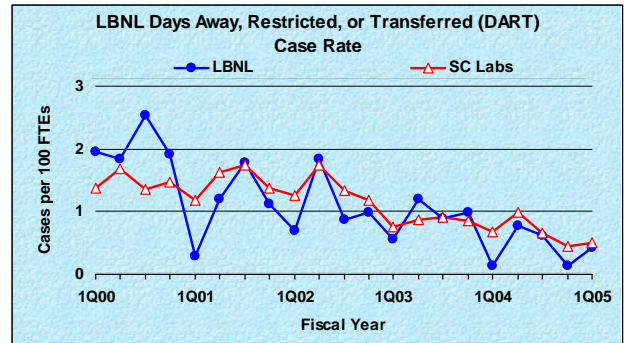
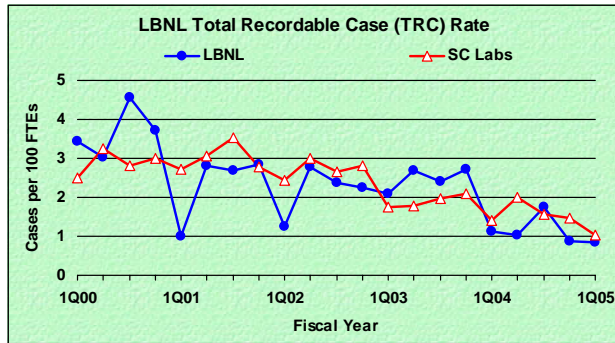
Lawrence Berkeley National Laboratory Performance through December 2004

Total Recordable Case (TRC) Rate

- LBNL had six TRC cases in the first quarter FY 2005 (Oct.-Dec. 2004), for a TRC rate of 0.86.
- LBNL's TRC in January 2005 was 2.0.
- LBNL can have no more than 33 TRC cases in FY05 to meet the target rate of 1.10.

Days Away, Restricted, or Transferred (DART) Case Rate

- LBNL had three DART cases in the first quarter FY 2005 (Oct.-Dec. 2004), for a DART rate of 0.43.
- LBNL's DART in January 2005 was 0.8.
- LBNL can have no more than 15 DART cases in FY05 to meet the target rate of 0.50.



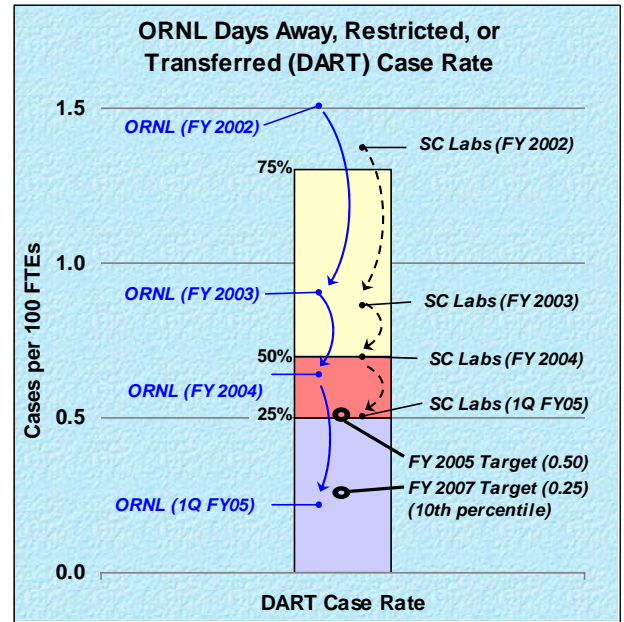
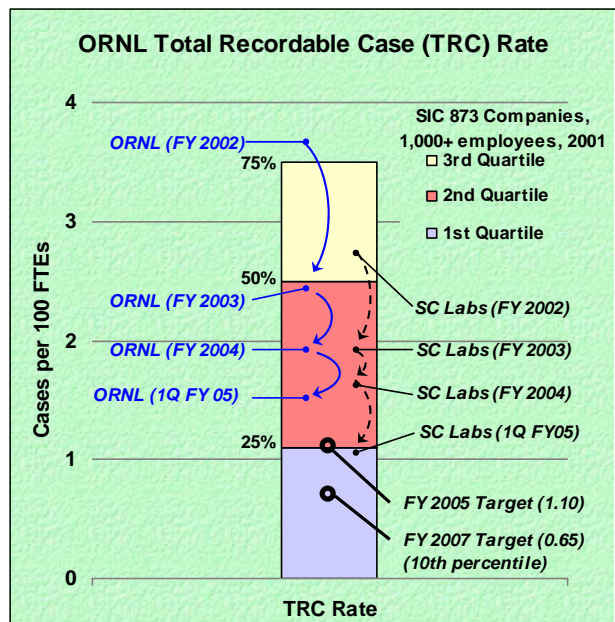
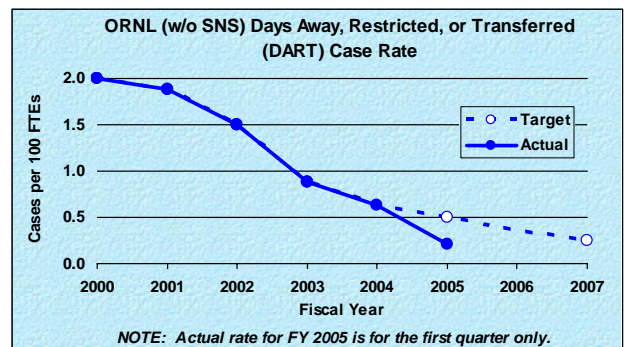
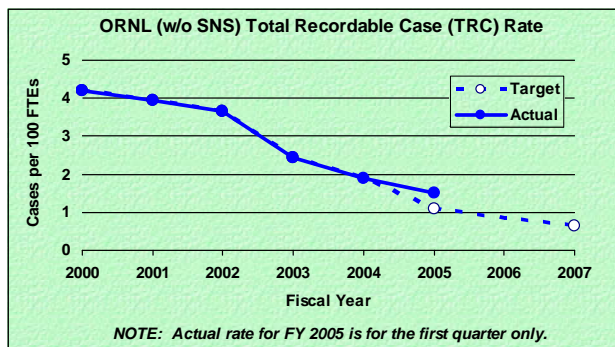
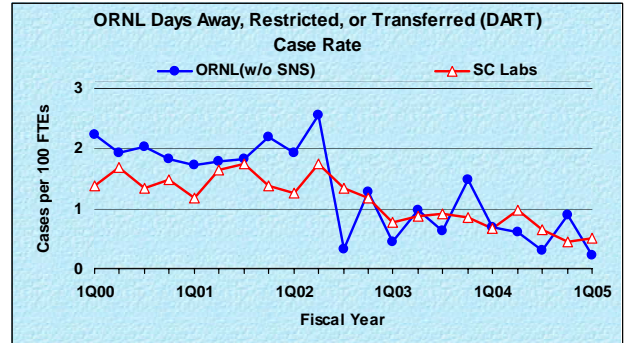
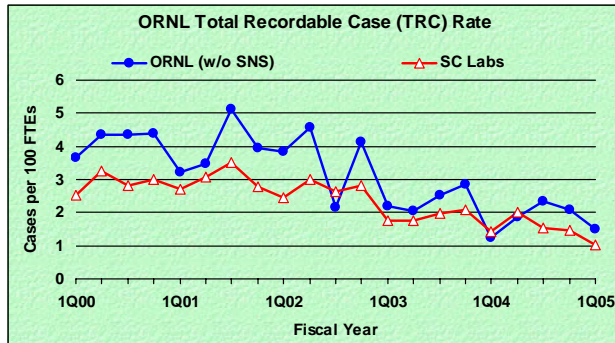
Oak Ridge National Laboratory Performance through December 2004

Total Recordable Case (TRC) Rate

- ORNL had 14 TRC cases in the first quarter FY 2005 (Oct.-Dec. 2004), for a TRC rate of 1.50.
- ORNL's January 2005 TRC not available.
- ORNL can have no more than 42 TRC cases in FY05 to meet the target of 1.10.

Days Away, Restricted, or Transferred (DART) Case Rate

- ORNL had two DART cases in the first quarter FY 2005 (Oct.-Dec. 2004), for a DART rate of 0.21.
- ORNL's January 2005 DART not available.
- ORNL can have no more than 19 DART cases in FY05 to meet the target rate of 0.50.



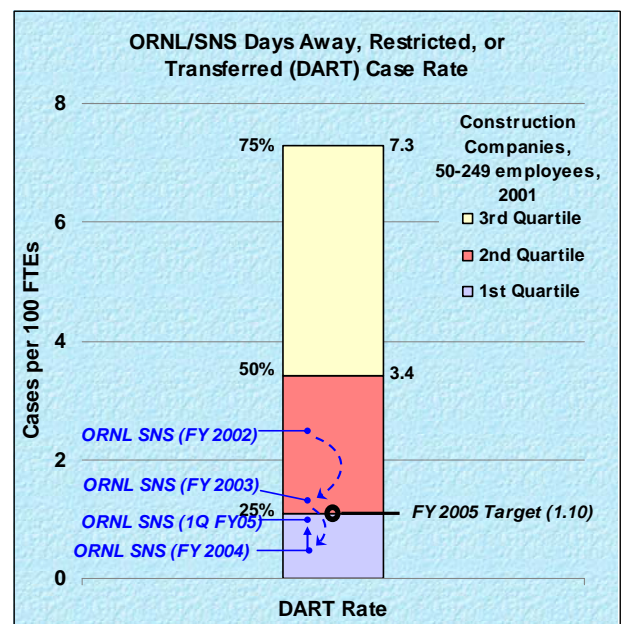
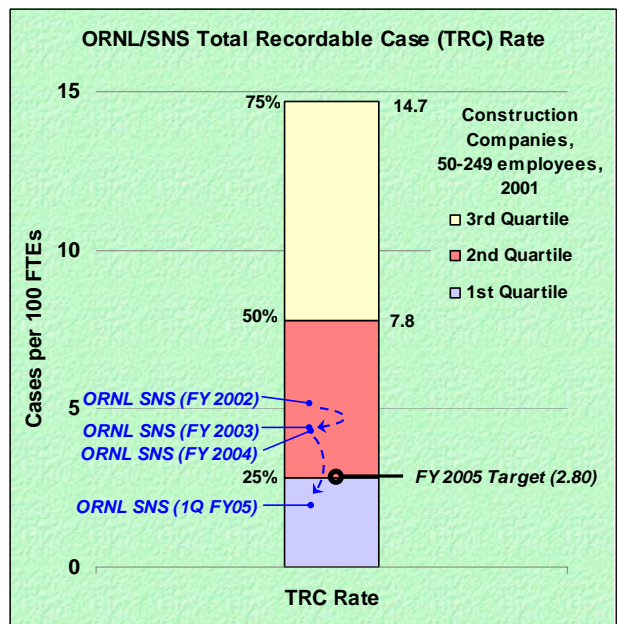
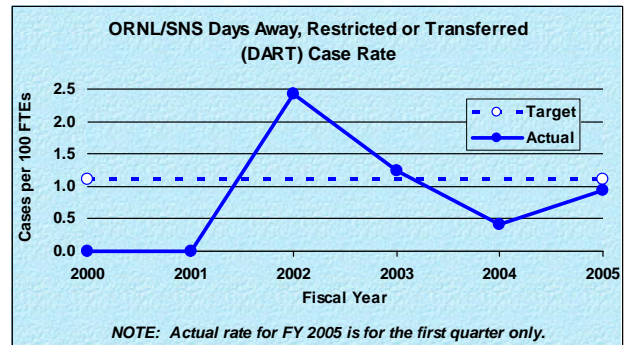
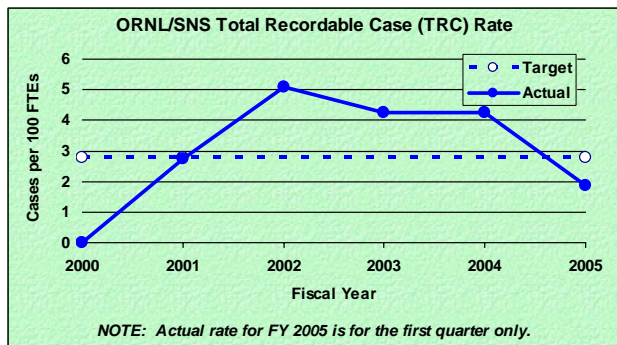
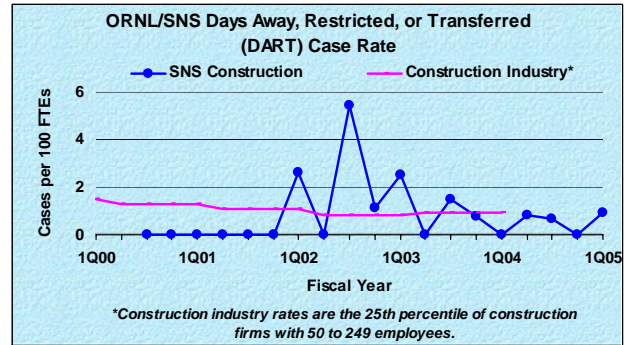
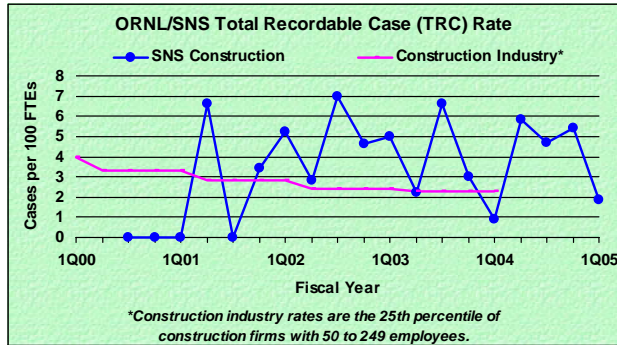
ORNL/Spallation Neutron Source Project Performance through December 2004

Total Recordable Case (TRC) Rate

- SNS had two TRC cases in the first quarter FY 2005 (Oct.-Dec. 2004), for a TRC rate of 1.87.
- SNS' January 2005 TRC not available.
- SNS can have no more than 14 cases in FY05 to meet the target of 2.80.

Days Away, Restricted, or Transferred (DART) Case Rate

- SNS had one DART cases in the first quarter FY 2005 (Oct.-Dec. 2004), for a DART rate of .93.
- SNS' January 2005 DART not available.
- SNS can have no more than 5 cases in FY05 to meet the target rate of 1.10.



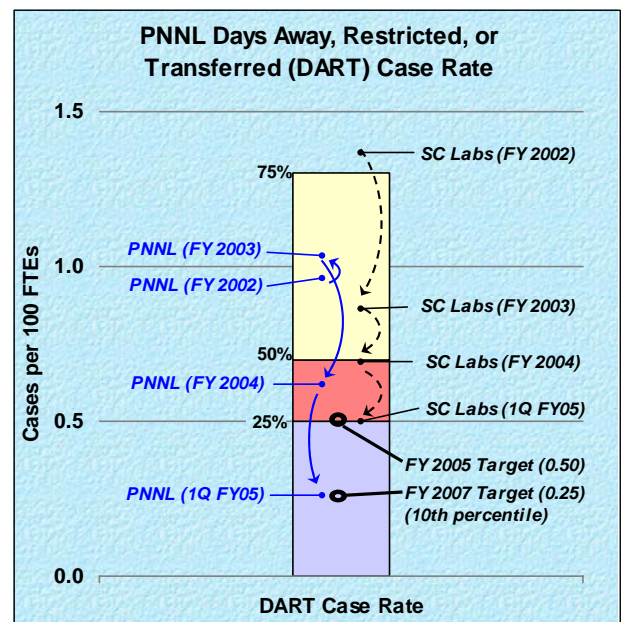
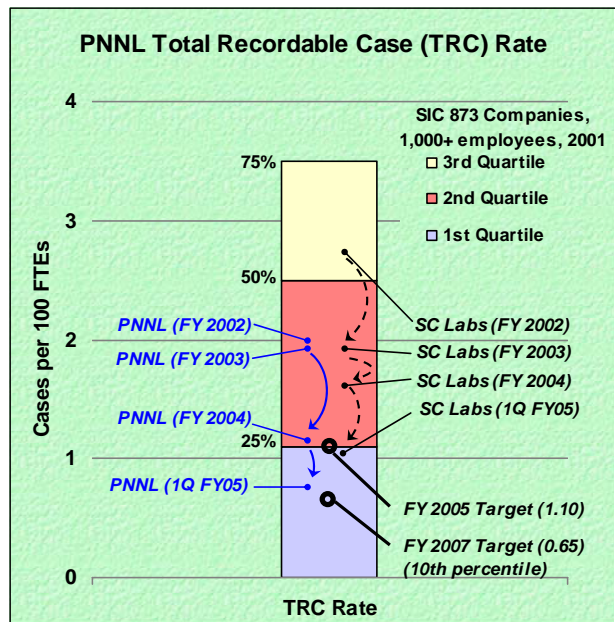
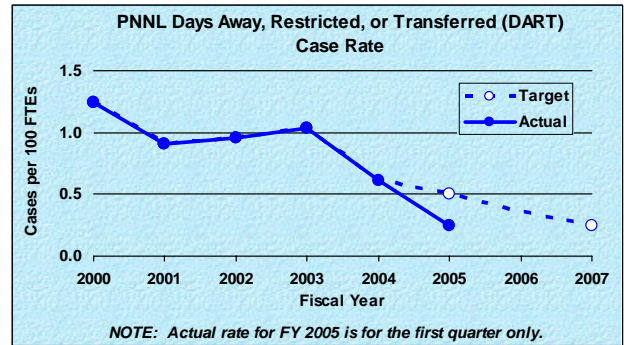
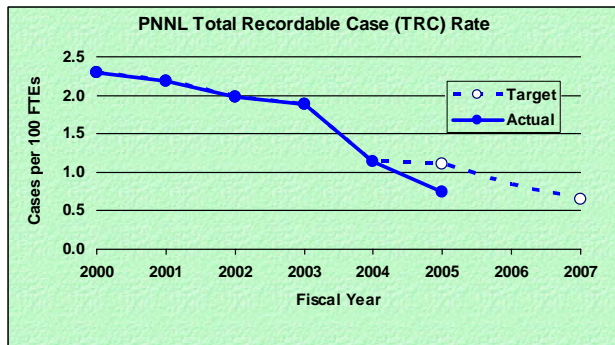
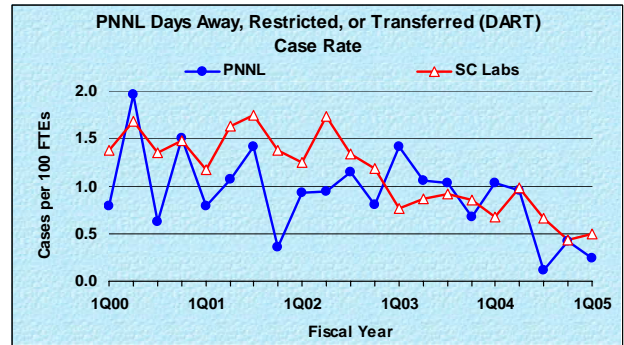
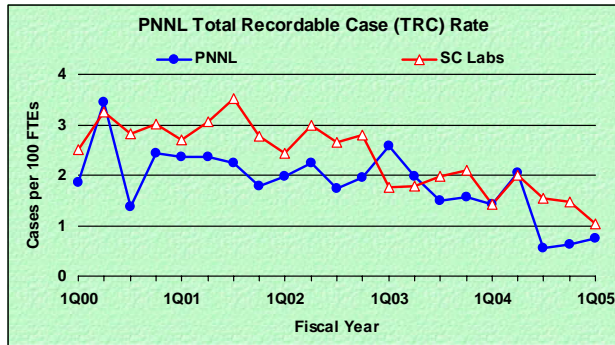
Pacific Northwest National Laboratory Performance through December 2004

Total Recordable Case (TRC) Rate

- PNNL had six TRC cases in the first quarter FY 2005 (Oct.-Dec. 2004), for a TRC rate of 0.74.
- PNNL's TRC in January 2005 was .4.
- PNNL can have no more than 37 TRC cases in FY05 to meet the target rate of 1.10.

Days Away, Restricted, or Transferred (DART) Case Rate

- PNNL had two DART cases in the first quarter FY 2005 (Oct.-Dec. 2004) for a DART rate of 0.25.
- PNNL's DART in January 2005 was .00.
- PNNL can have no more than 17 DART cases in FY05 to meet the target rate of 0.50.



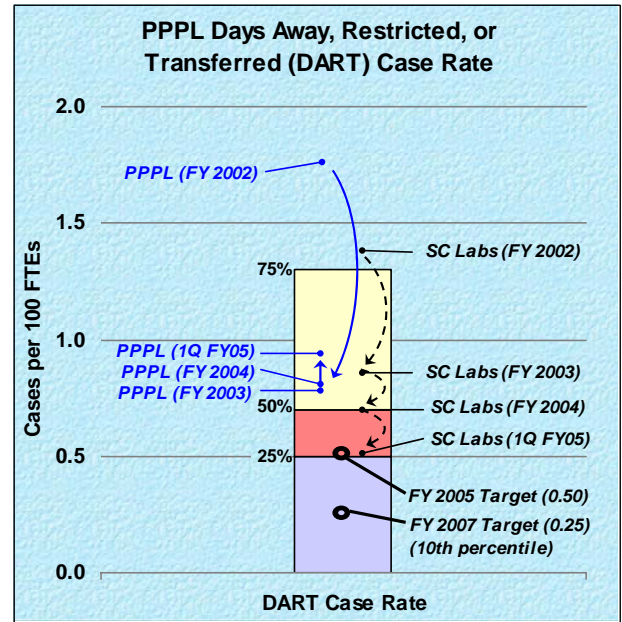
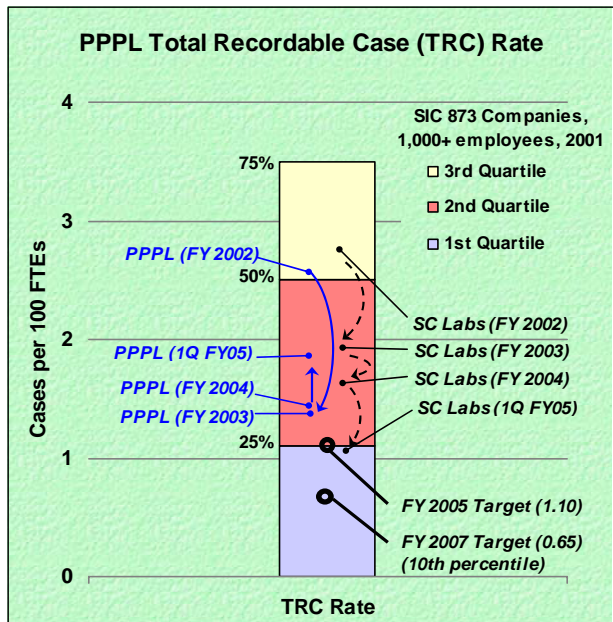
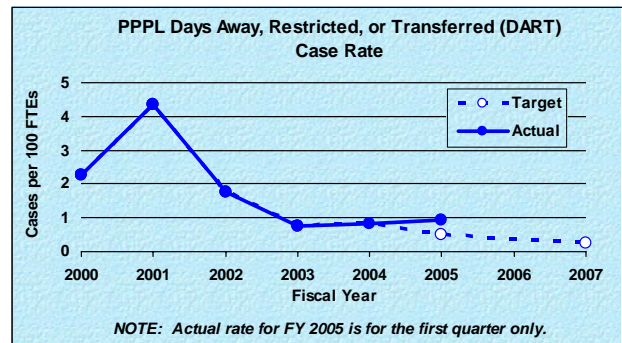
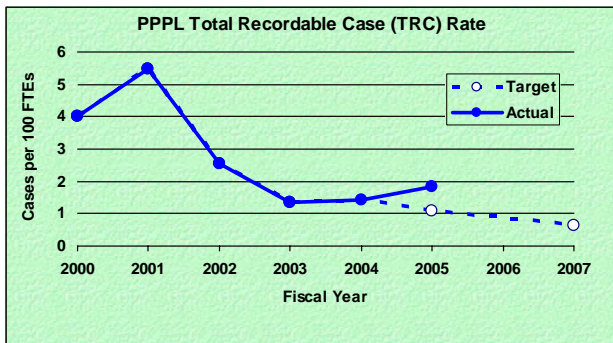
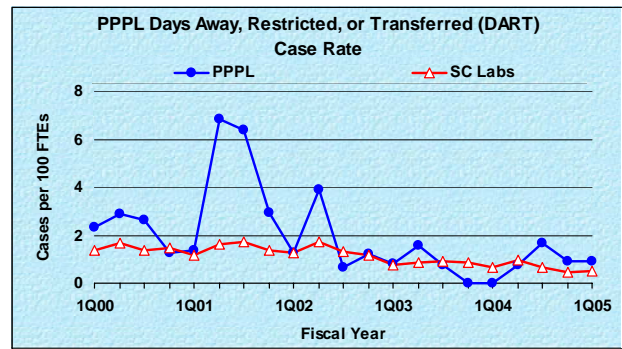
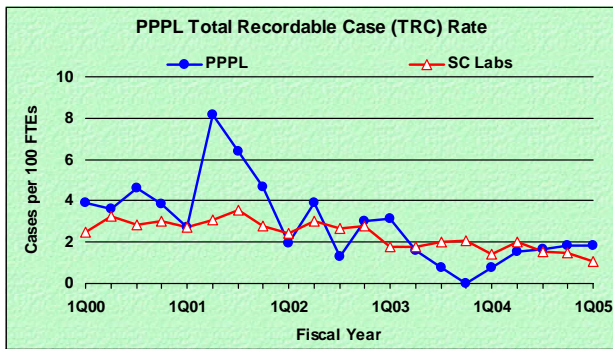
Princeton Plasma Physics Laboratory Performance through December 2004

Total Recordable Case (TRC) Rate

- PPPL had two TRC cases in the first quarter FY 2005 (Oct.-Dec. 2004), for a rate of 1.85.
- PPPL's TRC in January 2005 was 0.00.
- PPPL can have no more than five cases in FY05 to meet their target of 1.10.

Days Away, Restricted, or Transferred (DART) Case Rate

- PPPL had one DART case in the first quarter FY 2005 (Oct.-Dec. 2004), for a rate of 0.93.
- PPPL's DART in January 2005 was 0.00.
- PPPL can have no more than two DART cases in FY05 to meet their target of 0.50.



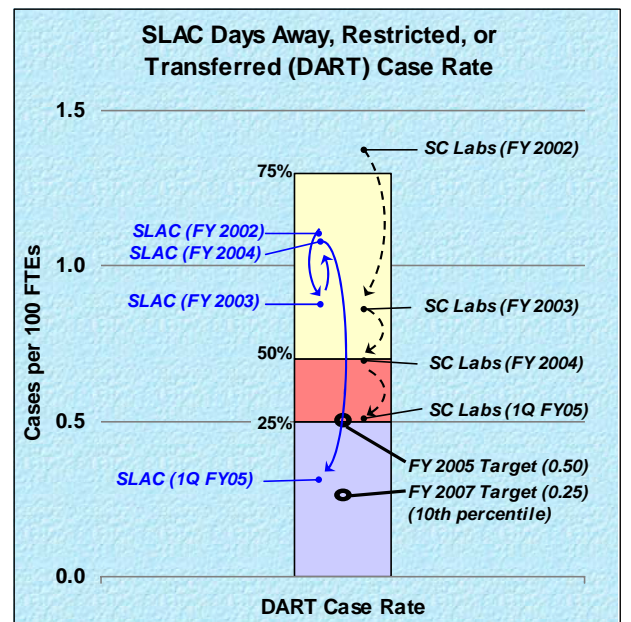
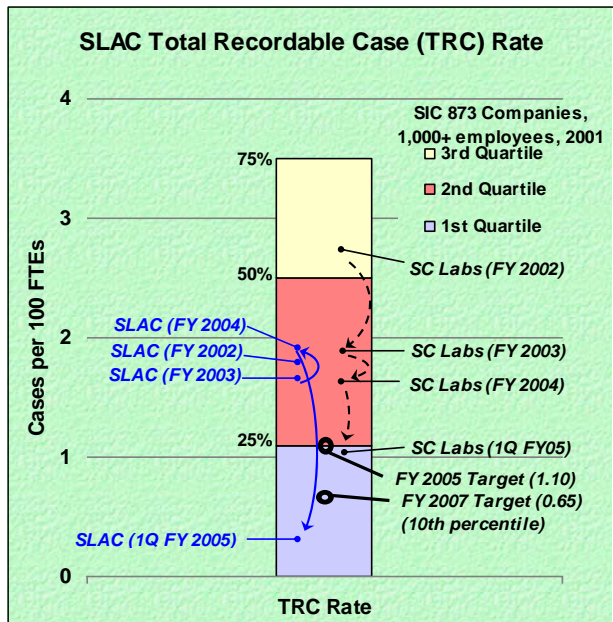
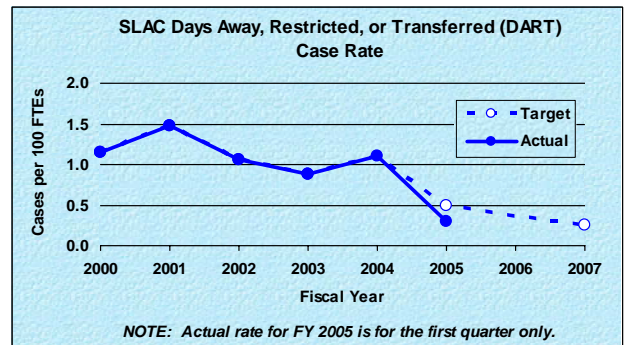
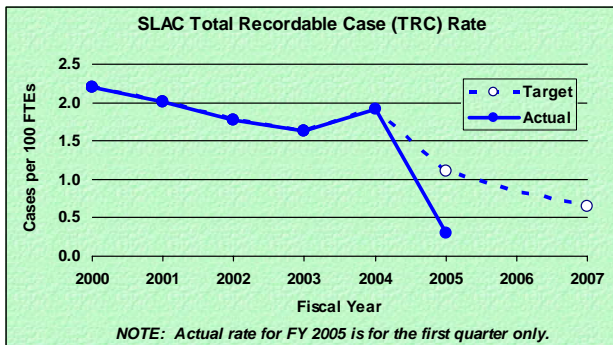
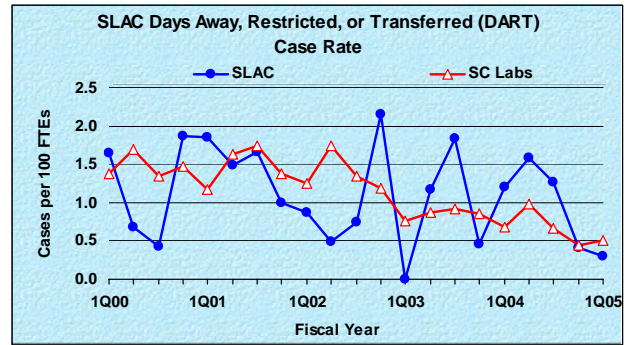
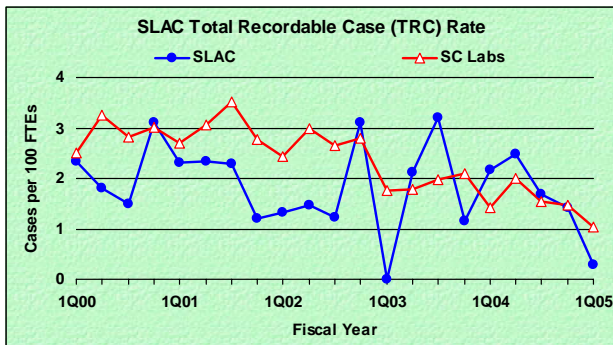
Stanford Linear Accelerator Center Performance through December 2004

Total Recordable Case (TRC) Rate

- SLAC had one TRC case in the first quarter FY 2005 (Oct.-Dec. 2004), for a TRC rate of 0.30.
- SLAC's TRC in January 2005 was .9.
- SLAC can have no more than 18 TRC cases in FY05 to meet the target rate of 1.10.

Days Away, Restricted, or Transferred (DART) Case Rate

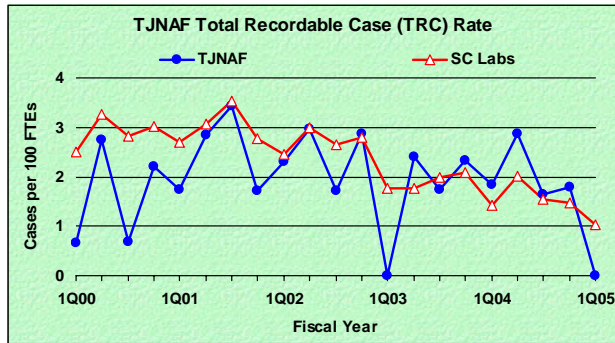
- SLAC had one DART case in the first quarter FY 2005 (Oct.-Dec. 2004), for a DART rate of 0.30.
- SLAC's DART in January 2005 was .9.
- SLAC can have no more than 8 DART cases in FY05 to meet the target of 0.50.



Thomas Jefferson National Accelerator Facility Performance through December 2004

Total Recordable Case (TRC) Rate

- TJNAF had zero TRC cases in the first quarter FY 2005 (Oct.-Dec. 2004), for a TRC rate of 0.00.
- TJNAF's TRC in January 2005 was 0.00.
- TJNAF can have no more than 8 TRC cases in FY 2005 to meet the target rate of 1.10.



Days Away, Restricted, or Transferred (DART) Case Rate

- TJNAF had zero DART cases in the first quarter FY 2005 (Oct.-Dec. 2004), for a DART rate of 0.00.
- TJNAF's DART in January 2005 was 0.00.
- TJNAF can have no more than 3 DART cases in FY05 to meet the target rate of 0.50.

