

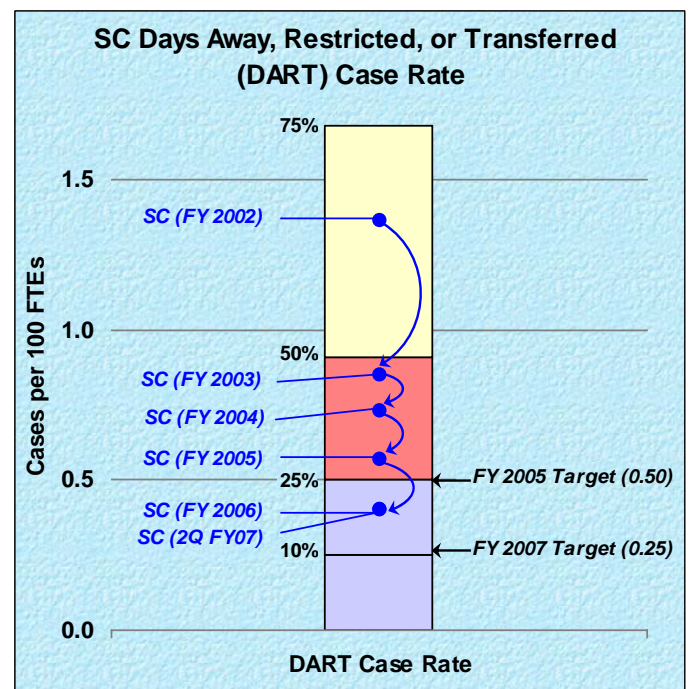
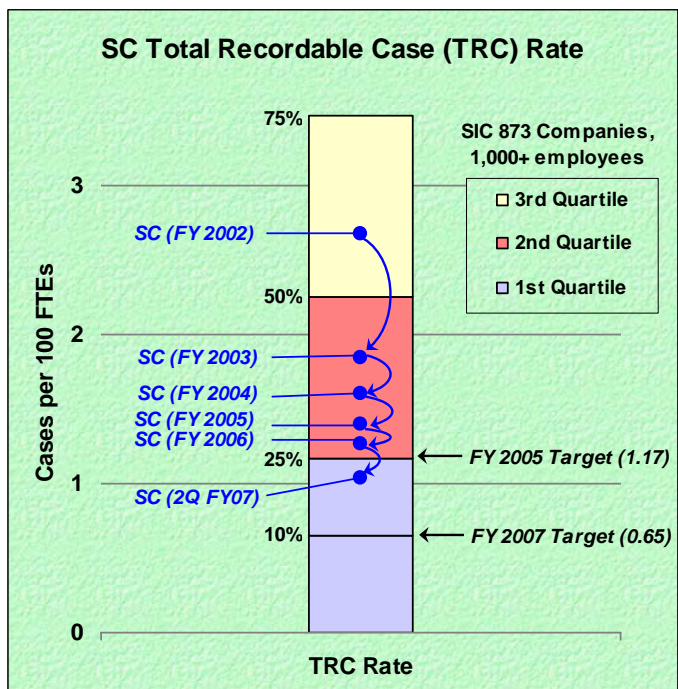
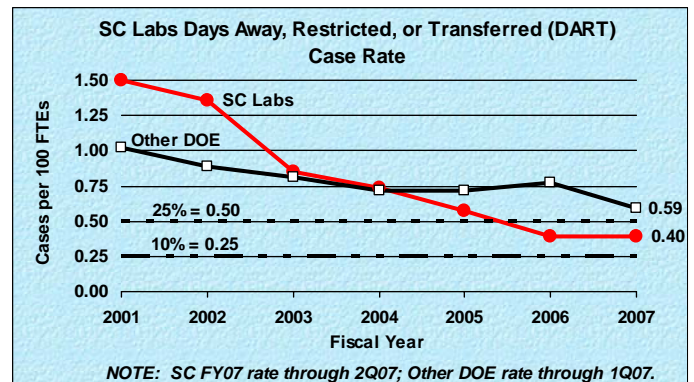
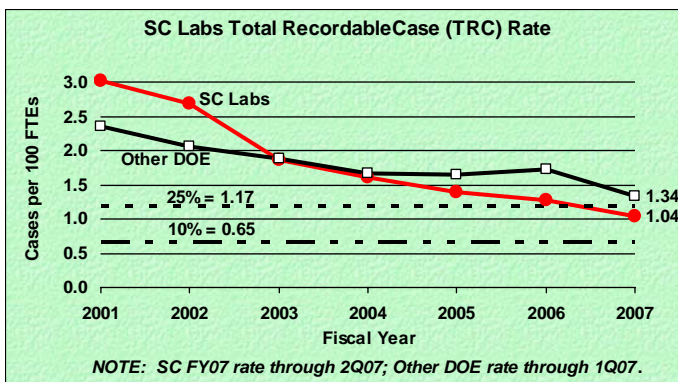
# Office of Science Injury Rate Reduction Performance through March 2007

## Total Recordable Case (TRC) Rate

- The SC complex had 113 cases through 2Q07.
- The SC TRC rate for the first two quarters of FY 2007 (Oct. 2006-Mar. 2007) was 1.04, a 22 percent decrease from the FY06 rate of 1.27.
- From FY02 to FY06, TRC cases decreased from 593 to 283, a 52 percent drop that reduced TRC injuries by 310.

## Days Away, Restricted, or Transferred (DART) Case Rate

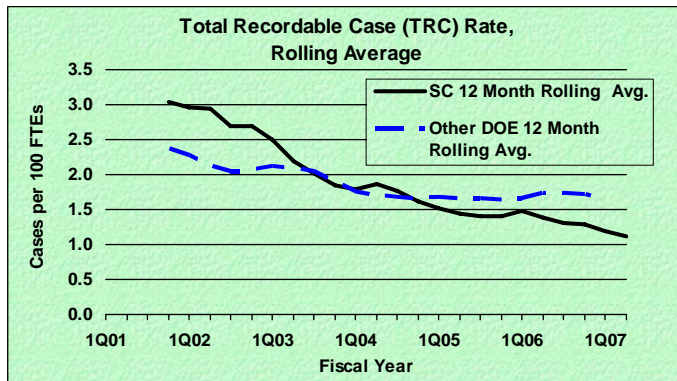
- The SC complex had 43 cases through 2Q07.
- The SC DART rate for the first two quarters of FY 2007 (Oct. 2006-Mar. 2007) was 0.40, the same rate as FY06 rate.
- From FY02 to FY06, DART cases decreased from 301 to 88, a 70 percent drop that reduced DART injuries by 213.



## Office of Science Injury Rate Reduction Performance through March 2007, continued

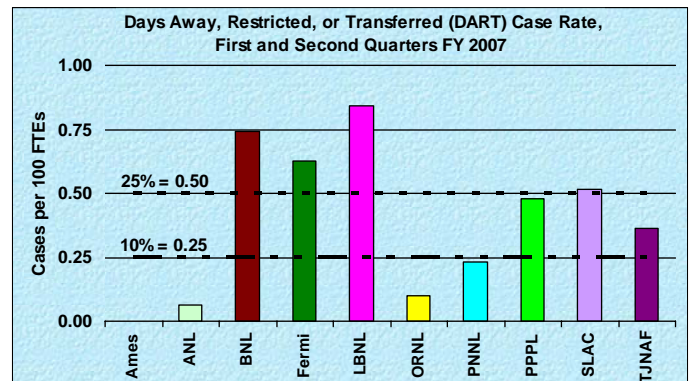
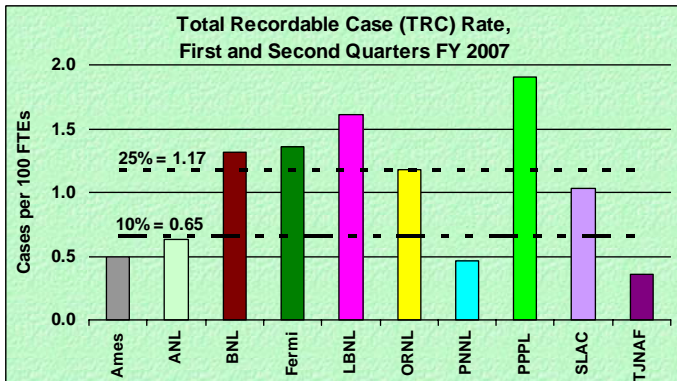
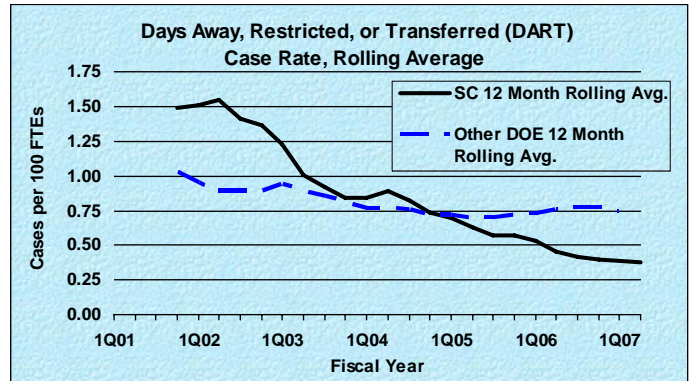
### Total Recordable Case (TRC) Rate

- The 12-month TRC rolling average shows a continual downward trend.



### Days Away, Restricted, or Transferred (DART) Case Rate

- The 12-month DART rolling average shows a slight downward trend and a significant lower rate than the DOE average.



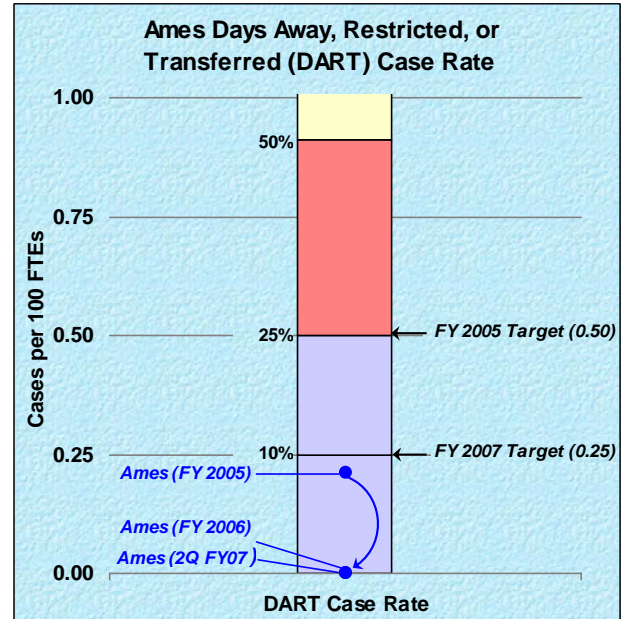
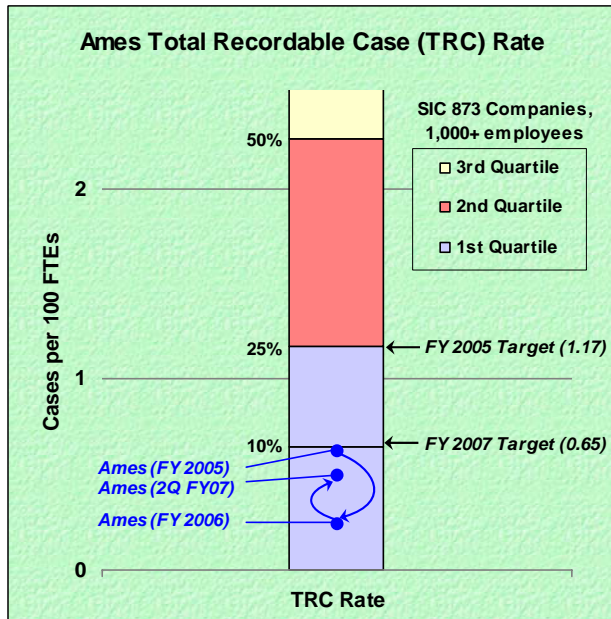
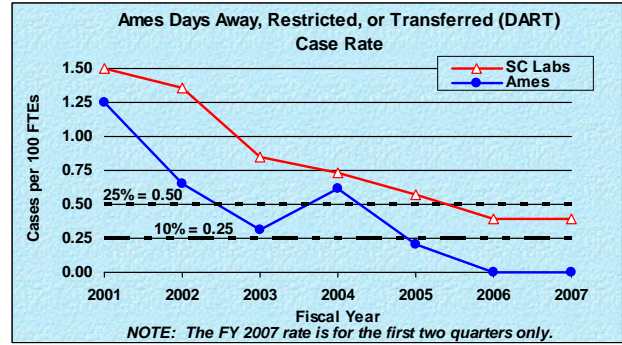
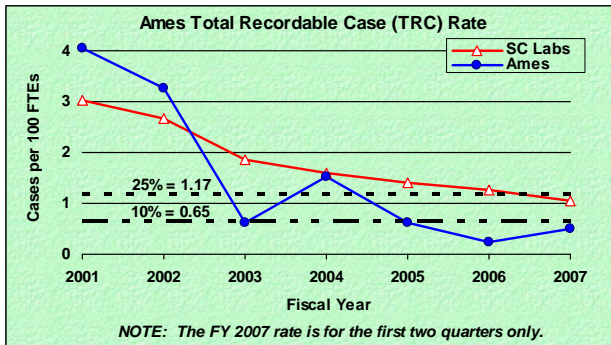
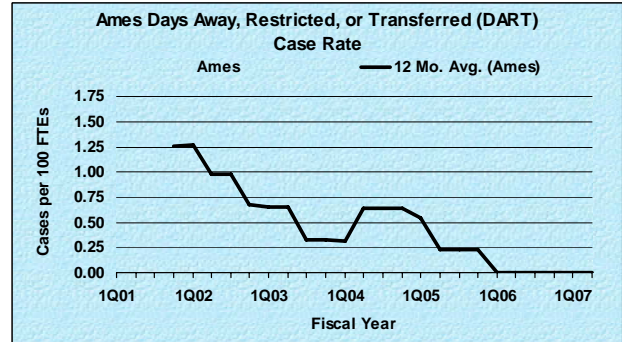
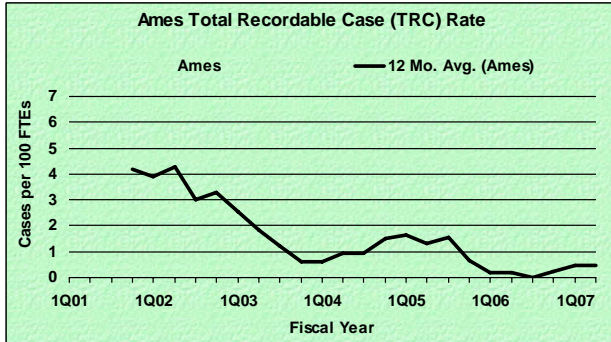
# Ames Laboratory Performance through March 2007

## Total Recordable Case (TRC) Rate

- Ames had zero TRC cases in 2Q07 (Jan.-Mar. 2007).
- Ames had one TRC case in FY 2007 (Oct. 2006-Mar. 2007), for a TRC rate of 0.49.
- The TRC FY07 target rate of 0.65 is the equivalent of three TRC cases for Ames.

## Days Away, Restricted, or Transferred (DART) Case Rate

- Ames had zero DART cases in 2Q07 (Jan.-Mar. 2007).
- Ames had zero DART cases in FY 2007 (Oct. 2006-Dec. 2007).
- The DART FY07 target rate of 0.25 is the equivalent of one DART case for Ames.



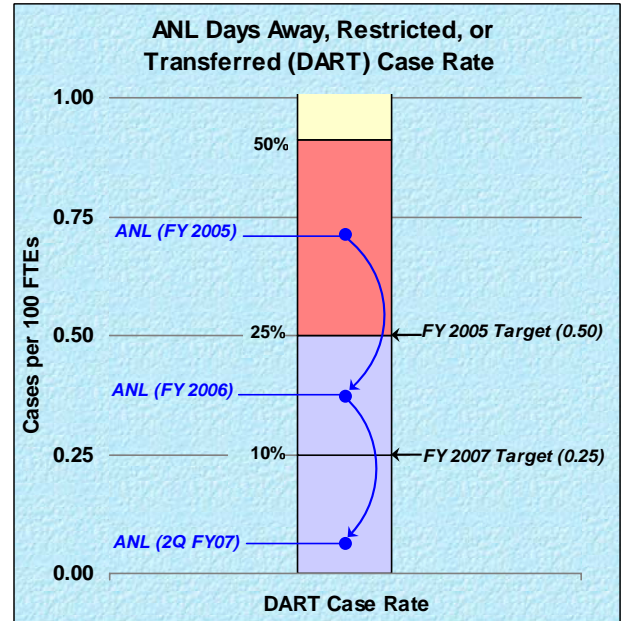
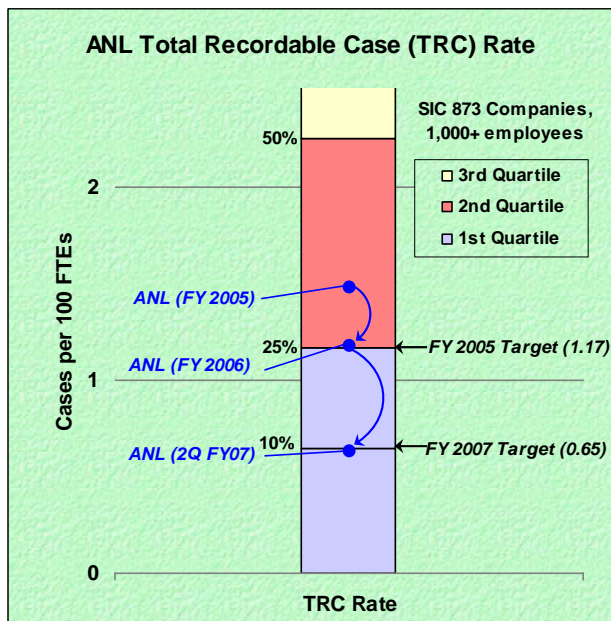
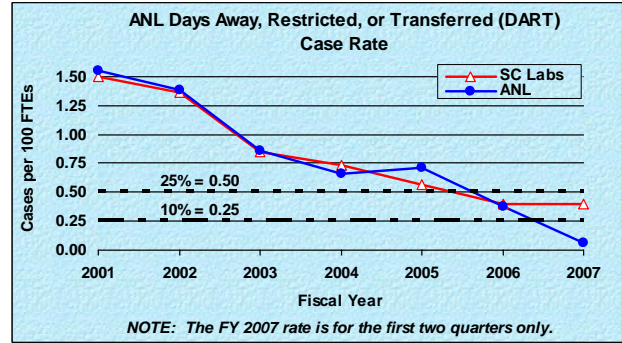
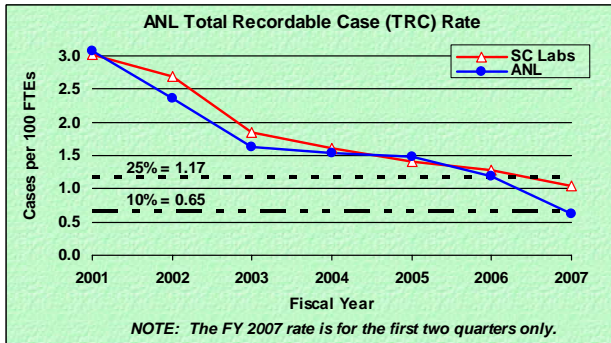
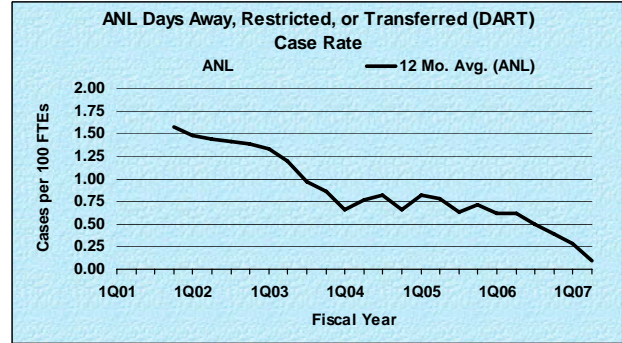
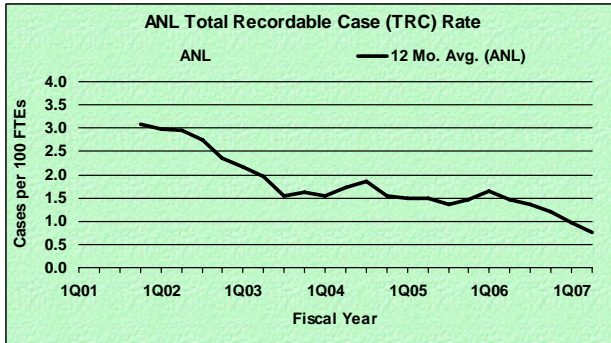
# Argonne National Laboratory Performance through March 2007

## Total Recordable Case (TRC) Rate

- ANL had four TRC cases in 2Q07 (Jan.-Mar. 2007), for a TRC rate of 0.52.
- ANL had 10 TRC cases in FY 2007 (Oct. 2006-Mar. 2007), for a TRC rate of 0.63.
- The TRC FY07 target rate of 0.65 is the equivalent of 22 TRC cases for ANL.

## Days Away, Restricted, or Transferred (DART) Case Rate

- ANL had zero DART cases in 2Q07 (Jan.-Mar. 2007), for a DART rate of 0.00.
- ANL had one DART case in FY 2007 (Oct. 2006-Mar. 2007), for a DART rate of 0.06.
- The DART FY07 target rate of 0.25 is the equivalent of nine DART cases for ANL.



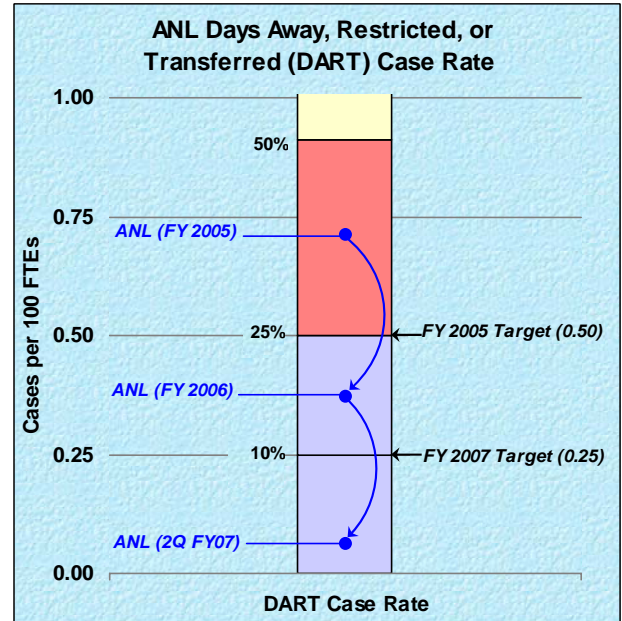
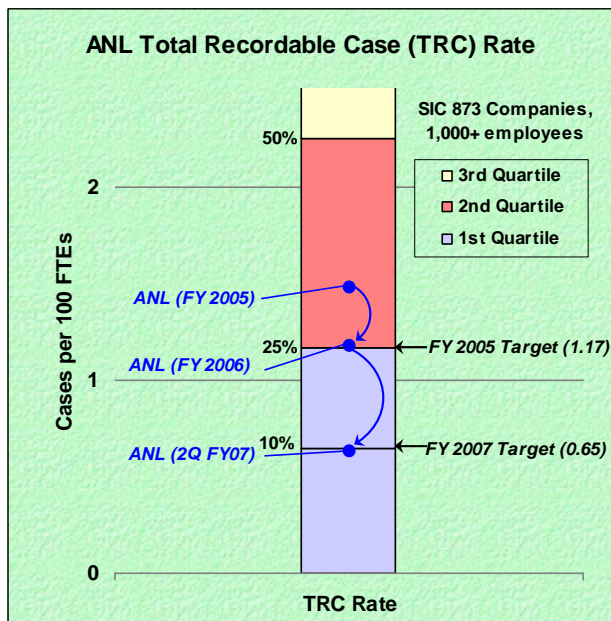
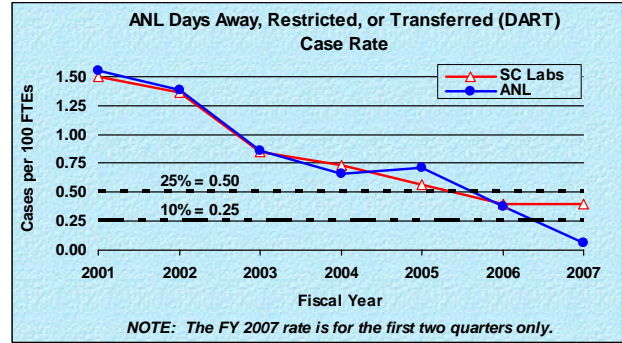
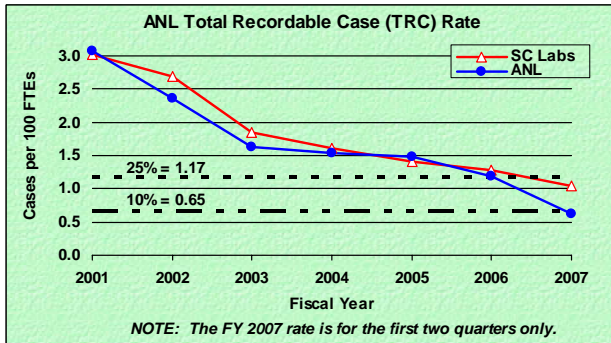
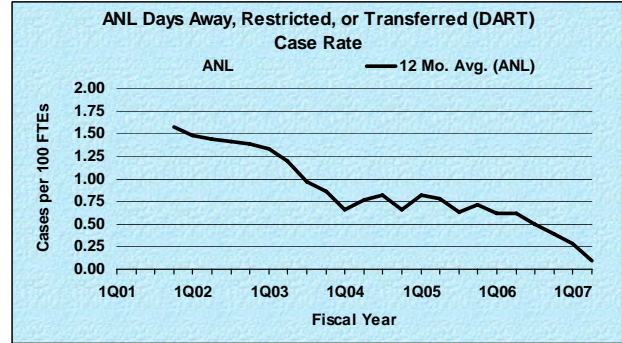
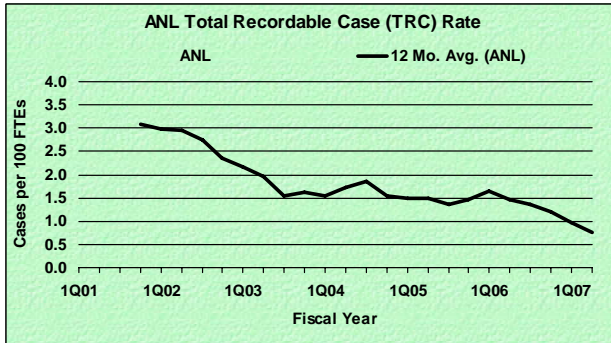
# Argonne National Laboratory Performance through March 2007

## Total Recordable Case (TRC) Rate

- ANL had four TRC cases in 2Q07 (Jan.-Mar. 2007), for a TRC rate of 0.52.
- ANL had 10 TRC cases in FY 2007 (Oct. 2006-Mar. 2007), for a TRC rate of 0.63.
- The TRC FY07 target rate of 0.65 is the equivalent of 22 TRC cases for ANL.

## Days Away, Restricted, or Transferred (DART) Case Rate

- ANL had zero DART cases in 2Q07 (Jan.-Mar. 2007), for a DART rate of 0.00.
- ANL had one DART case in FY 2007 (Oct. 2006-Mar. 2007), for a DART rate of 0.06.
- The DART FY07 target rate of 0.25 is the equivalent of nine DART cases for ANL.



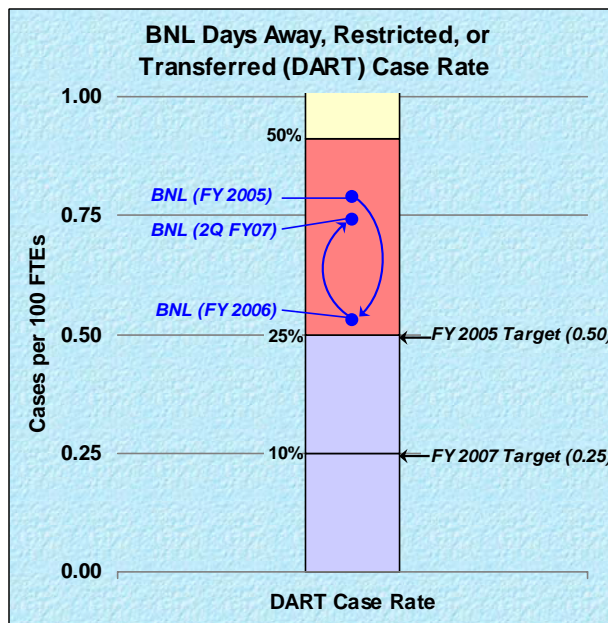
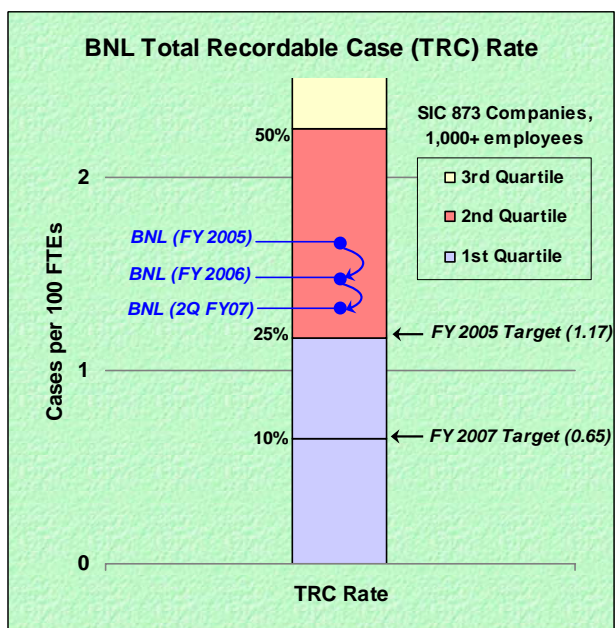
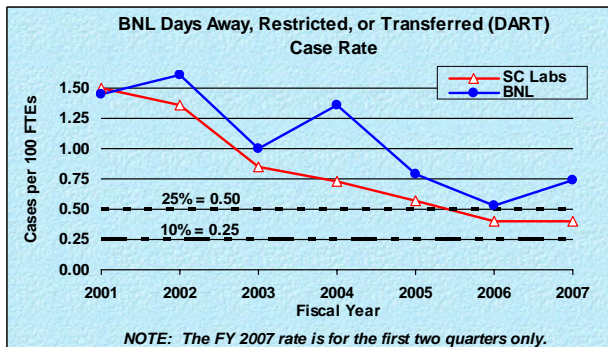
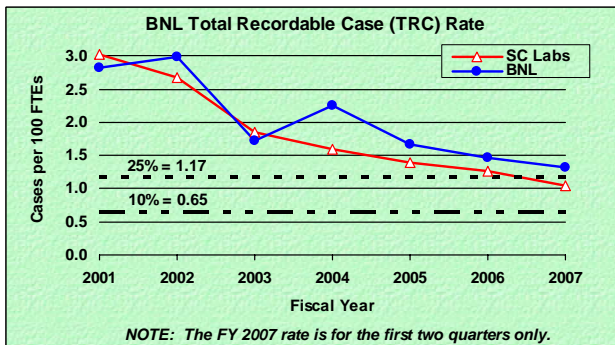
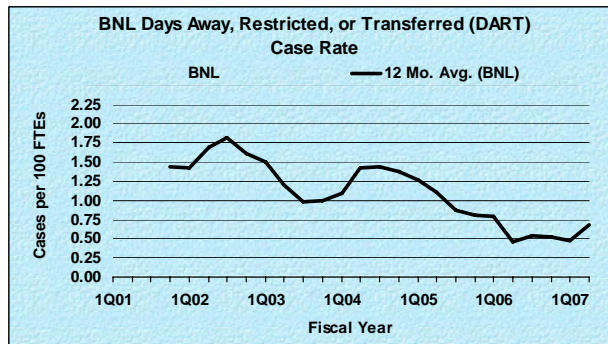
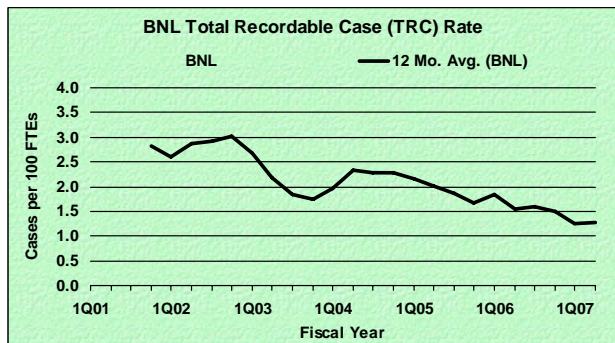
# Brookhaven National Laboratory Performance for through March 2007

## Total Recordable Case (TRC) Rate

- BNL had 10 TRC cases in 2Q07 (Jan.-Mar. 2007), for a TRC rate of 1.63.
- BNL had 16 TRC cases in FY 2007 (Oct. 2006-Mar. 2007), for a TRC rate of 1.32.
- The TRC FY07 target rate of 0.65 is the equivalent of 16 TRC cases for BNL.

## Days Away, Restricted, or Transferred (DART) Case Rate

- BNL had seven DART cases in 2Q07 (Jan.-Mar. 2007), for a DART rate of 1.14.
- BNL had nine DART cases in FY 2007 (Oct. 2006-Mar. 2007), for a rate of 0.74.
- The DART FY07 target rate of 0.25 is the equivalent of six DART cases for BNL.



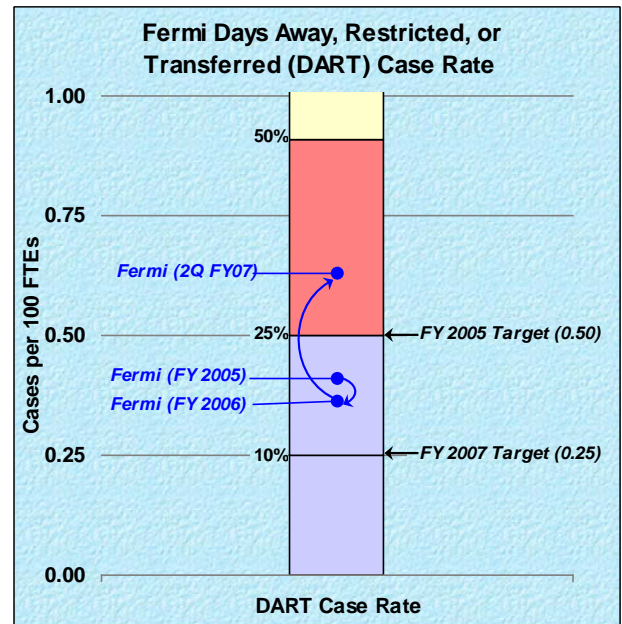
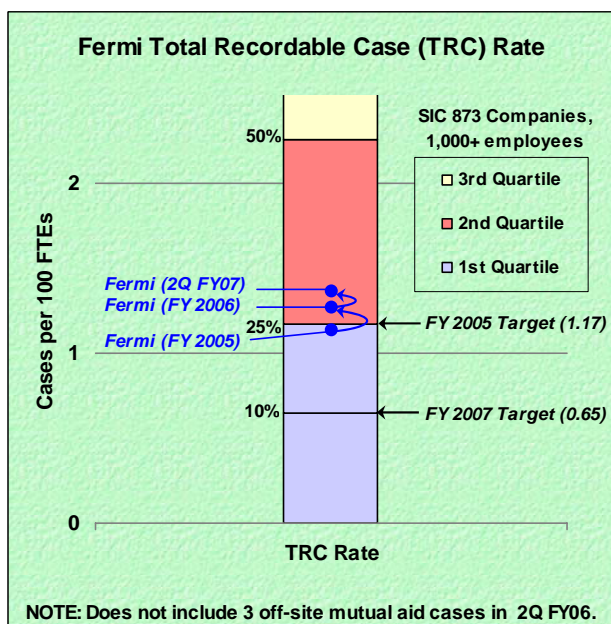
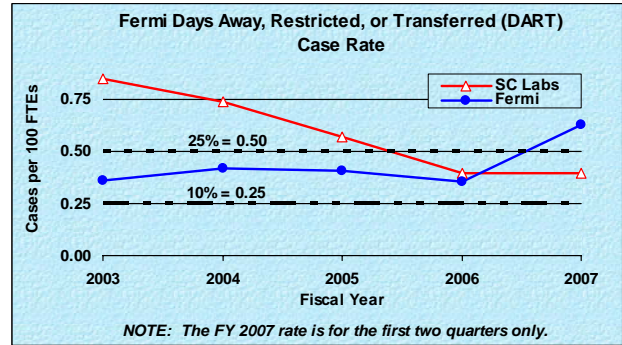
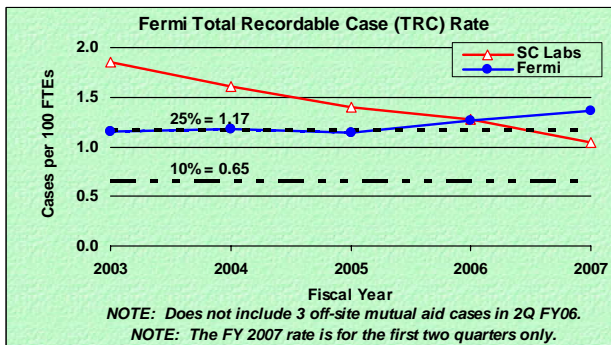
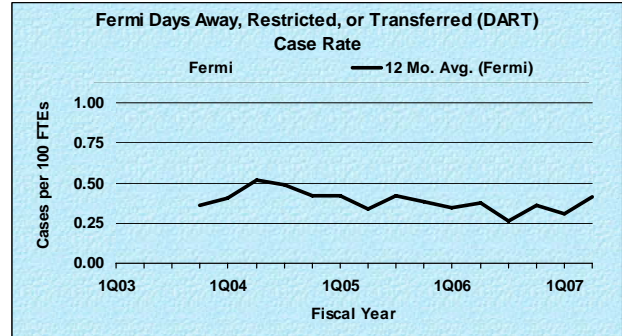
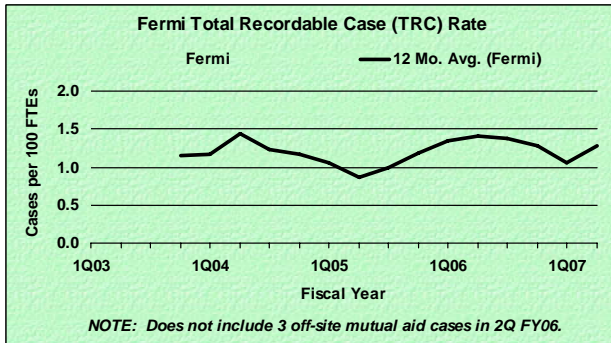
# Fermi National Accelerator Laboratory Performance through March 2007

## Total Recordable Case (TRC) Rate

- Fermilab had nine TRC cases in 2Q07 (Jan.-Mar. 2007), for a TRC rate of 1.93.
- Fermilab had 13 TRC cases in FY 2007 (Oct. 2006-Mar. 2007), for a rate of 1.36.
- The TRC FY07 target rate of 0.65 is the equivalent of 13 TRC cases for Fermilab.

## Days Away, Restricted, or Transferred (DART) Case Rate

- Fermilab had four DART cases in 2Q07 (Jan.-Mar. 2007), for a DART rate of 0.86.
- Fermilab had six DART cases in FY 2007 (Oct. 2006-Mar. 2007), for a rate of 0.63.
- The DART FY07 target rate of 0.25 is the equivalent of five DART cases for Fermilab.



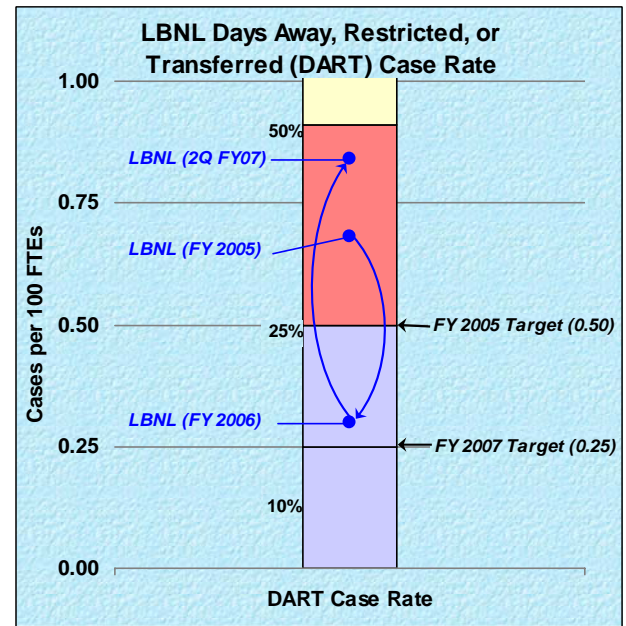
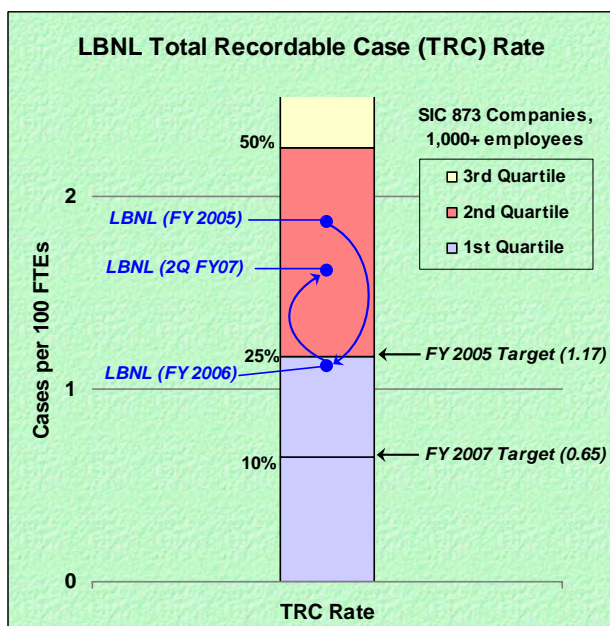
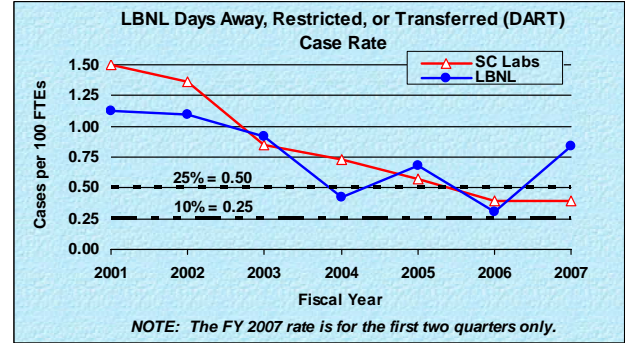
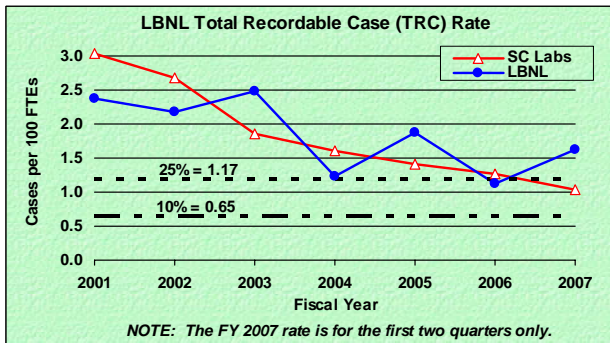
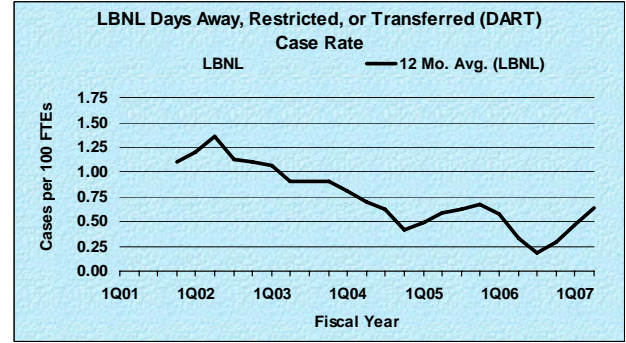
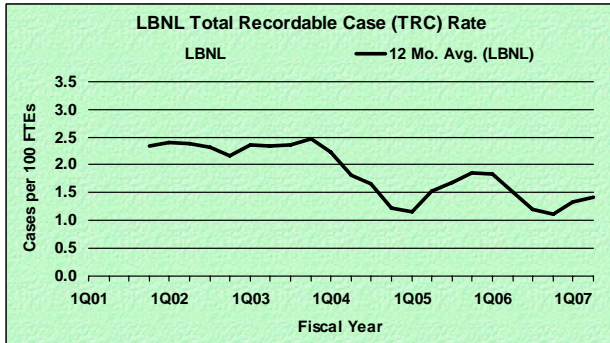
# Lawrence Berkeley National Laboratory Performance through March 2007

## Total Recordable Case (TRC) Rate

- LBNL had 13 TRC cases in 2Q07 (Jan.-Mar. 2007), for a TRC rate of 1.59.
- LBNL had 25 TRC cases in FY 2007 (Oct. 2006-Mar. 2007), for a TRC rate of 1.62.
- The TRC FY07 target rate of 0.65 is the equivalent of 20 TRC cases for LBNL.

## Days Away, Restricted, or Transferred (DART) Case Rate

- LBNL had eight DART cases in 2Q07 (Jan.-Mar. 2007), for a DART rate of 0.98.
- LBNL had 13 DART cases in FY 2007 (Oct. 2006-Mar. 2007), for a rate of 0.84.
- The DART FY07 target rate of 0.25 is the equivalent of eight DART cases for LBNL.





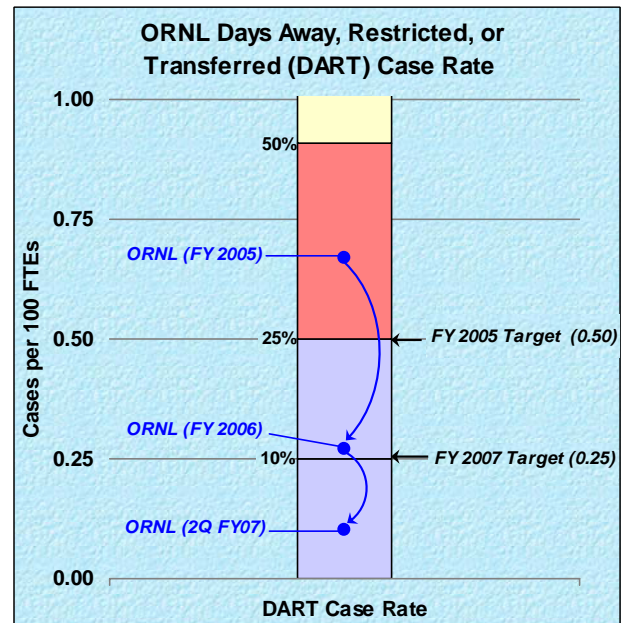
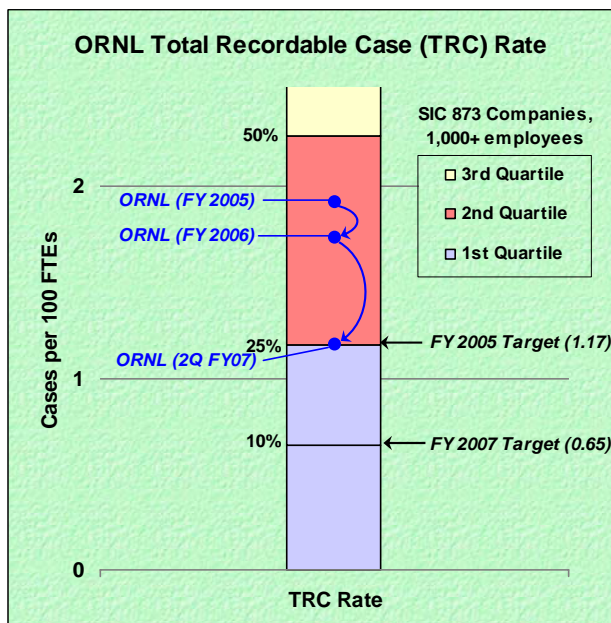
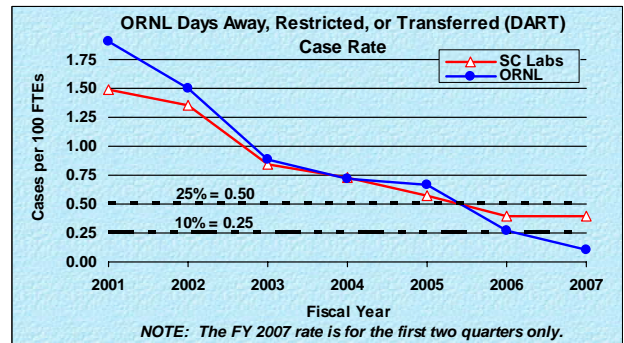
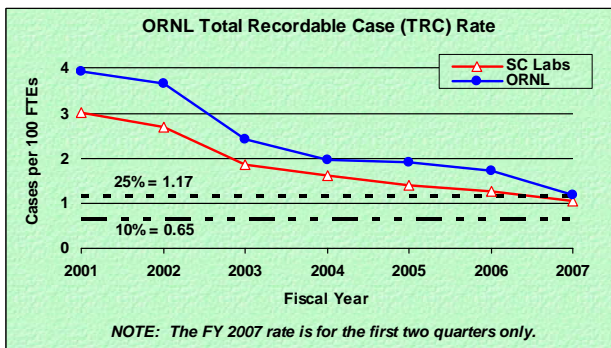
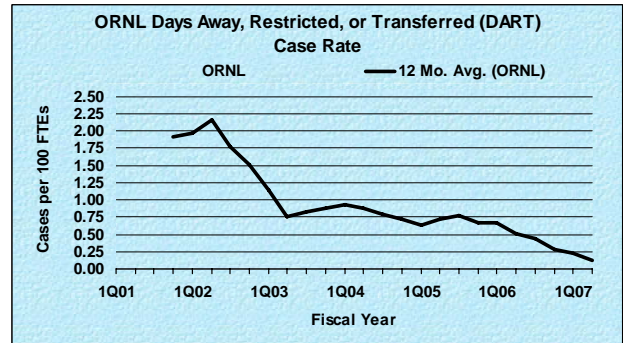
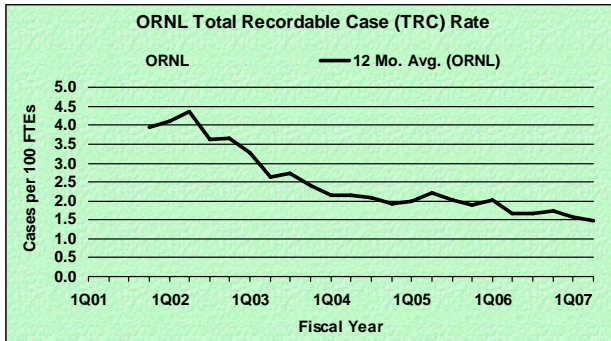
# Oak Ridge National Laboratory Performance through March 2007

## Total Recordable Case (TRC) Rate

- ORNL had 10 TRC cases in 2Q07 (Jan.-Mar. 2007), for a TRC rate of 0.99.
- ORNL had 23 TRC cases in FY 2007 (Oct. 2006-Mar. 2007), for a TRC rate of 1.17.
- The TRC FY07 target rate of 0.65 is the equivalent of 26 TRC cases for ORNL.

## Days Away, Restricted, or Transferred (DART) Case Rate

- ORNL had one DART case in 2Q07 (Jan.-Mar. 2007), for a DART rate of 0.10.
- ORNL had two DART cases in FY 2007 (Oct. 2006-Mar. 2007), for a rate of 0.10.
- The DART FY07 target rate of 0.25 is the equivalent of 10 DART cases for ORNL.



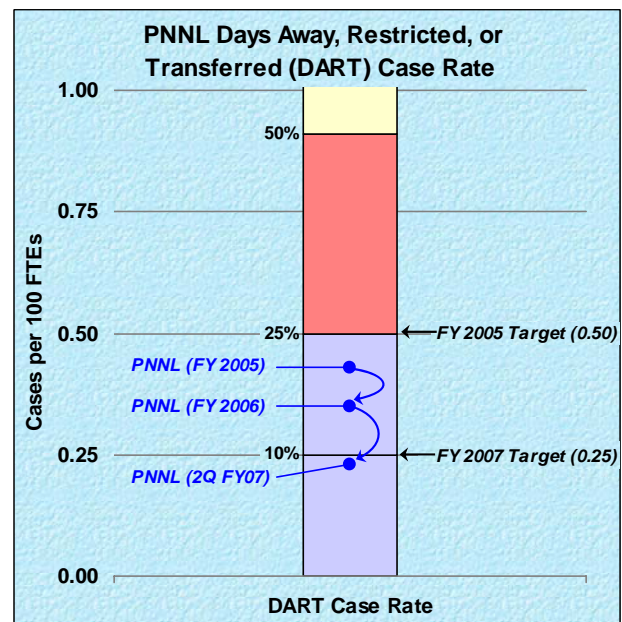
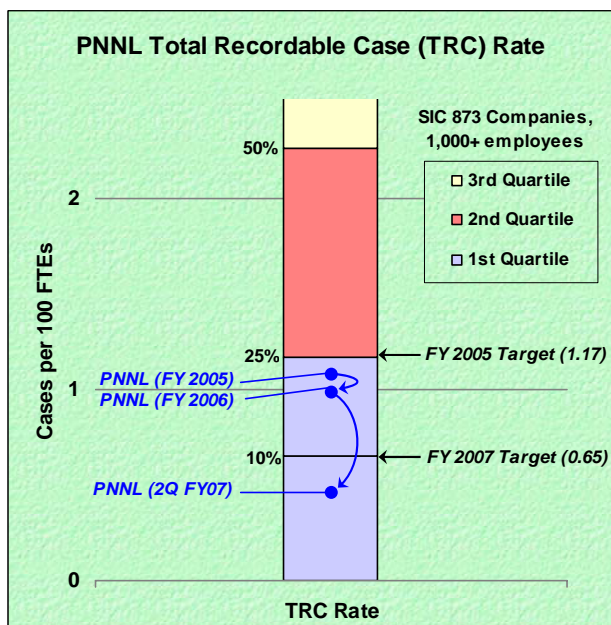
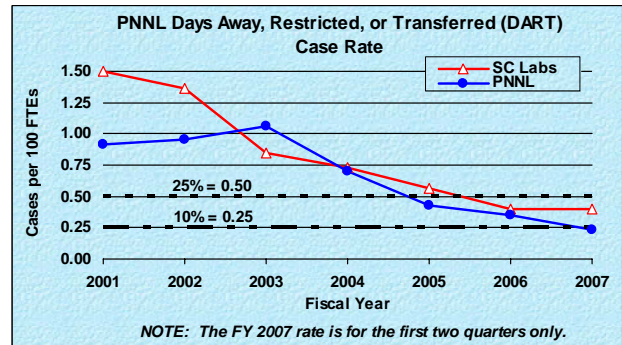
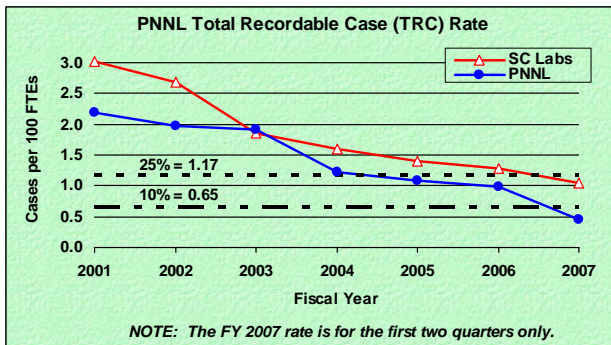
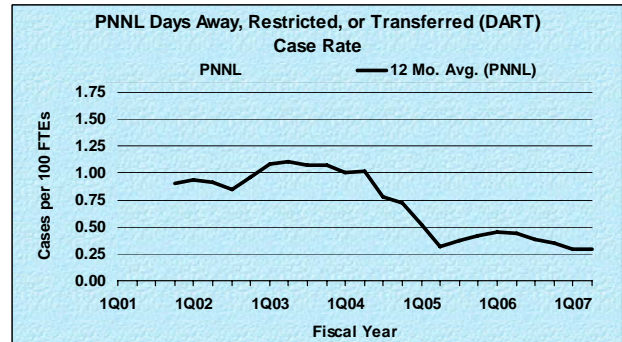
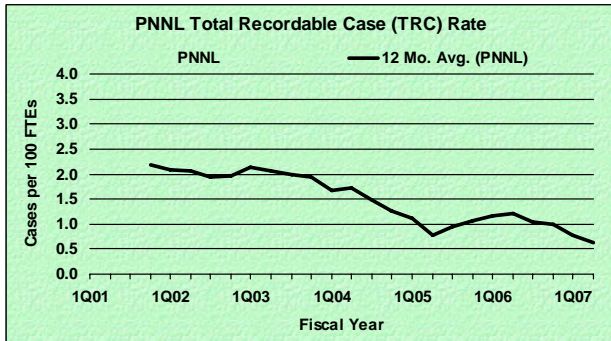
# Pacific Northwest National Laboratory Performance through March 2007

## Total Recordable Case (TRC) Rate

- PNNL had four TRC cases in 2Q07 (Jan.-Mar. 2007), for a TRC rate of 0.44.
- PNNL had eight TRC cases in FY 2007 (Oct. 2006-Mar. 2007), for a rate of 0.46.
- The TRC FY07 target rate of 0.65 is the equivalent of 23 TRC cases for PNNL.

## Days Away, Restricted, or Transferred (DART) Case Rate

- PNNL had two DART cases in 2Q07 (Jan.-Mar. 2007), for a DART rate of 0.22.
- PNNL had four DART cases in FY 2007 (Oct. 2006-Mar. 2007), for a rate of 0.23.
- The DART FY07 target rate of 0.25 is the equivalent of nine DART cases for PNNL.



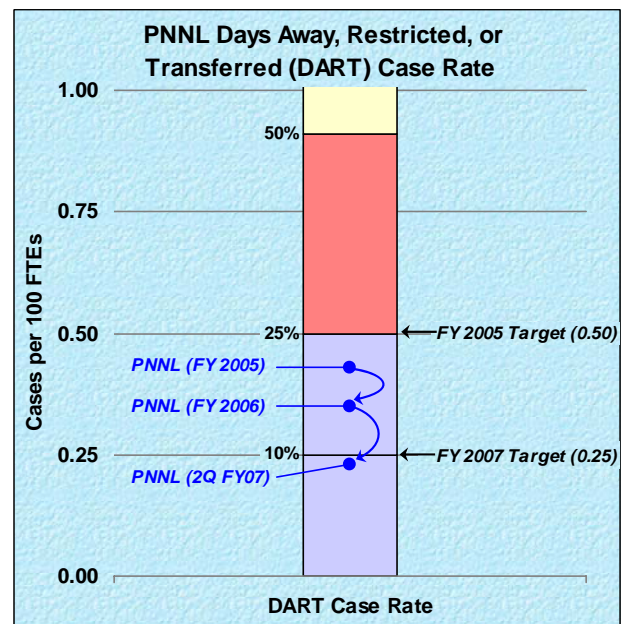
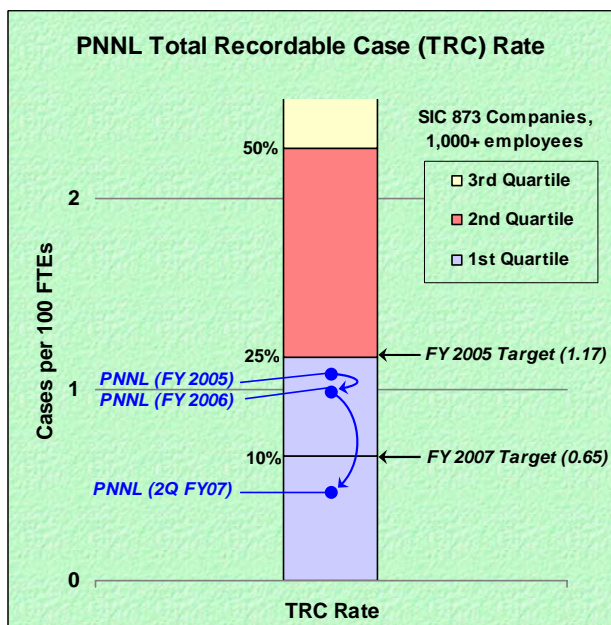
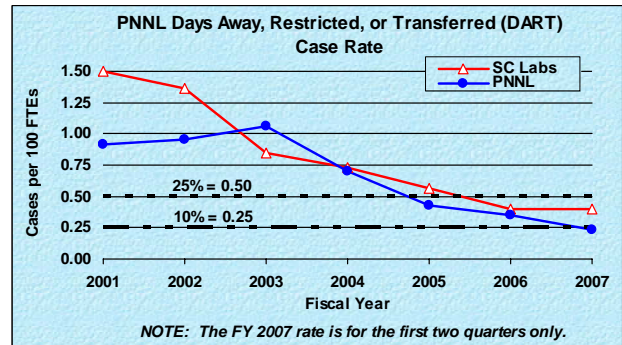
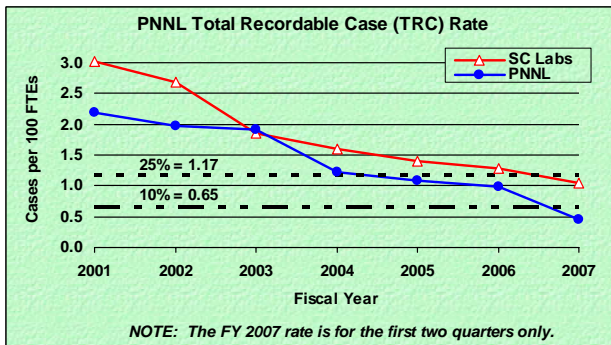
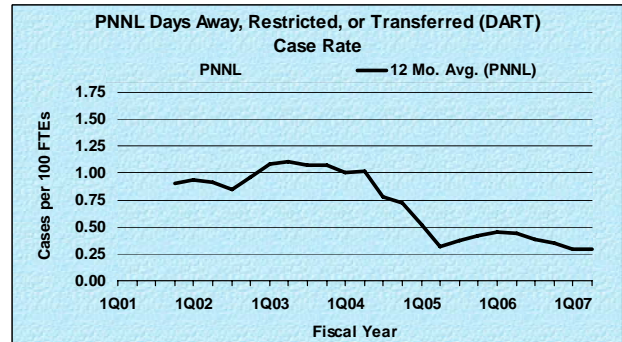
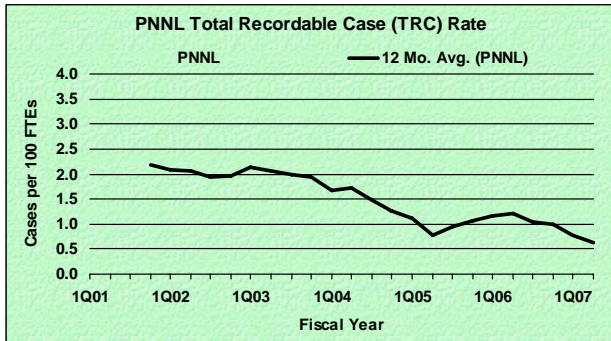
# Pacific Northwest National Laboratory Performance through March 2007

## Total Recordable Case (TRC) Rate

- PNNL had four TRC cases in 2Q07 (Jan.-Mar. 2007), for a TRC rate of 0.44.
- PNNL had eight TRC cases in FY 2007 (Oct. 2006-Mar. 2007), for a rate of 0.46.
- The TRC FY07 target rate of 0.65 is the equivalent of 23 TRC cases for PNNL.

## Days Away, Restricted, or Transferred (DART) Case Rate

- PNNL had two DART cases in 2Q07 (Jan.-Mar. 2007), for a DART rate of 0.22.
- PNNL had four DART cases in FY 2007 (Oct. 2006-Mar. 2007), for a rate of 0.23.
- The DART FY07 target rate of 0.25 is the equivalent of nine DART cases for PNNL.



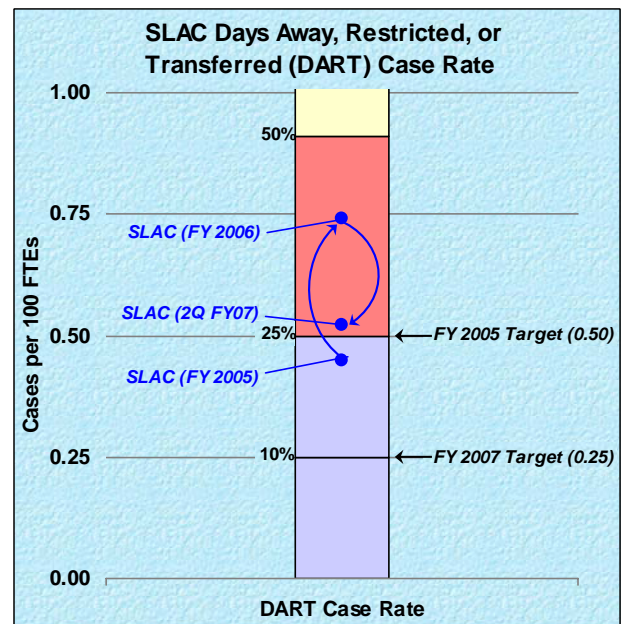
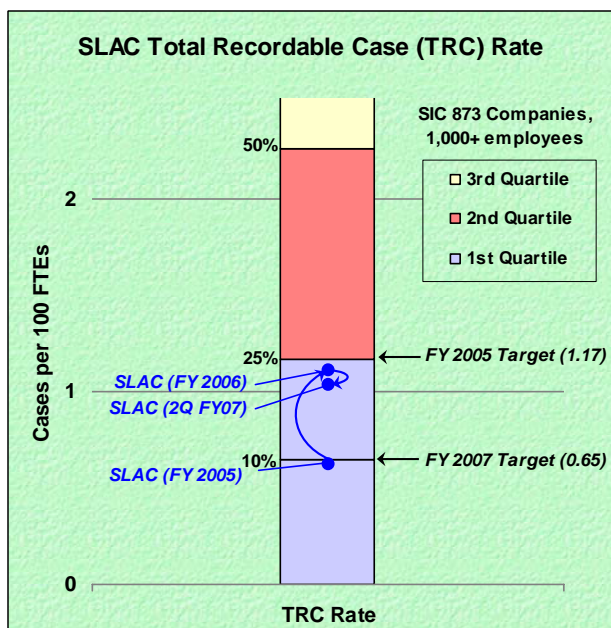
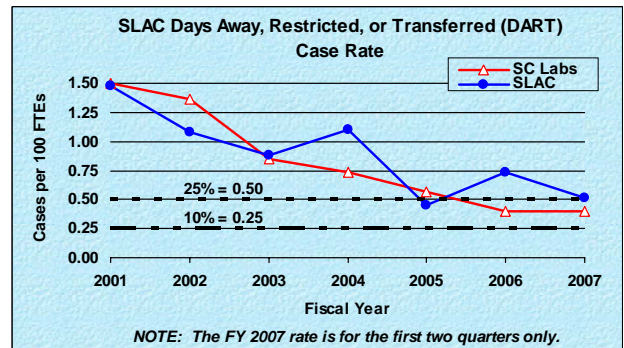
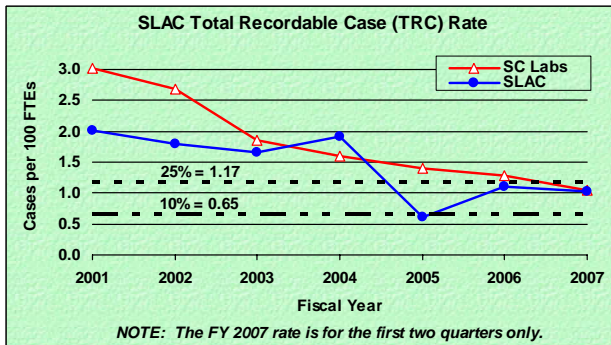
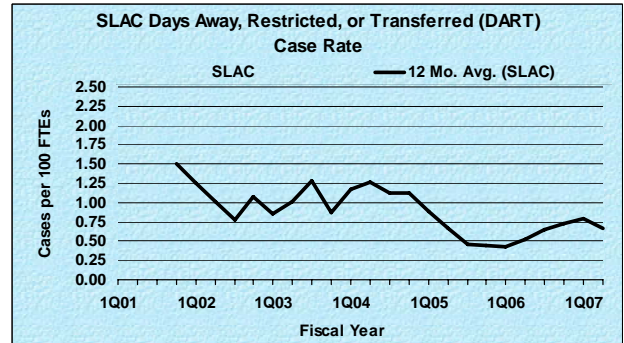
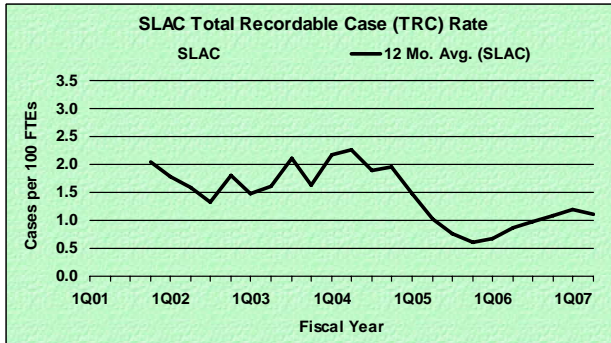
# Stanford Linear Accelerator Center Performance through March 2007

## Total Recordable Case (TRC) Rate

- SLAC had six TRC cases in 2Q07 (Jan.-Mar. 2007), for a TRC rate of 1.07.
- SLAC had 12 TRC cases in FY 2007 (Oct. 2006-Mar. 2007), for a TRC rate of 1.03.
- The TRC FY07 target rate of 0.65 is the equivalent of 15 TRC cases for SLAC.

## Days Away, Restricted, or Transferred (DART) Case Rate

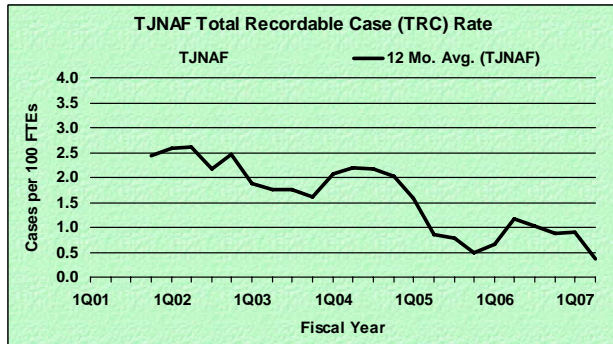
- SLAC had three DART cases in 2Q07 (Jan.-Mar. 2007), for a DART rate of 0.53.
- SLAC had six DART cases in FY 2007 (Oct. 2006-Mar. 2007), for a rate of 0.52.
- The DART FY07 target rate of 0.25 is the equivalent of six DART cases for SLAC.



# Thomas Jefferson National Accelerator Facility Performance through March 2007

## Total Recordable Case (TRC) Rate

- TJNAF had zero TRC cases in 2Q07 (Jan.-Mar. 2007), for a TRC rate of 0.00.
- TJNAF had one TRC case in FY 2007 (Oct. 2006-Mar. 2007), for a TRC rate of 0.36.
- The TRC FY07 target rate of 0.65 is the equivalent of four TRC cases for TJNAF.



## Days Away, Restricted, or Transferred (DART) Case Rate

- TJNAF had zero DART cases in 2Q07 (Jan.-Mar. 2007), for a DART rate of 0.00.
- TJNAF had one DART case in FY 2007 (Oct. 2006-Mar. 2007), for a rate of 0.36.
- The DART FY07 target rate of 0.25 is the equivalent of about two cases for TJNAF.

