

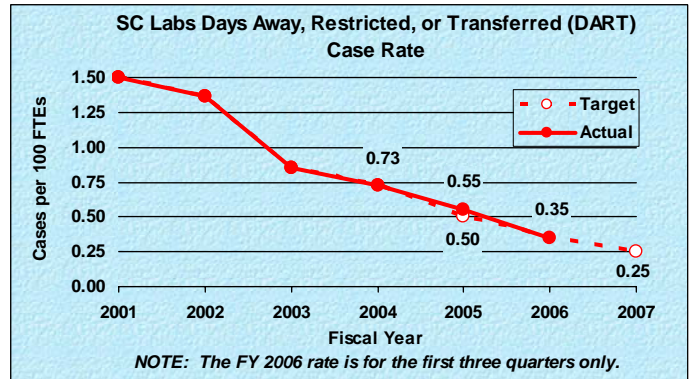
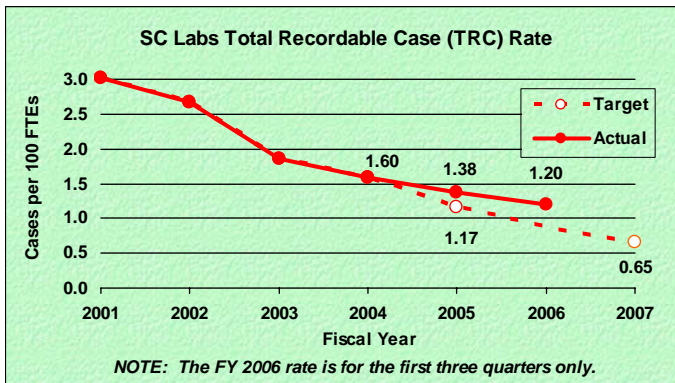
Office of Science Injury Rate Reduction Performance through June 2006

Total Recordable Case (TRC) Rate

- The SC TRC rate for the first three quarters of FY 2006 (Oct. 2005-June 2006) was 1.20, a 13 percent decrease from the FY 2005 rate.
- The SC goal is to achieve a TRC rate of 0.65 in FY 2007.

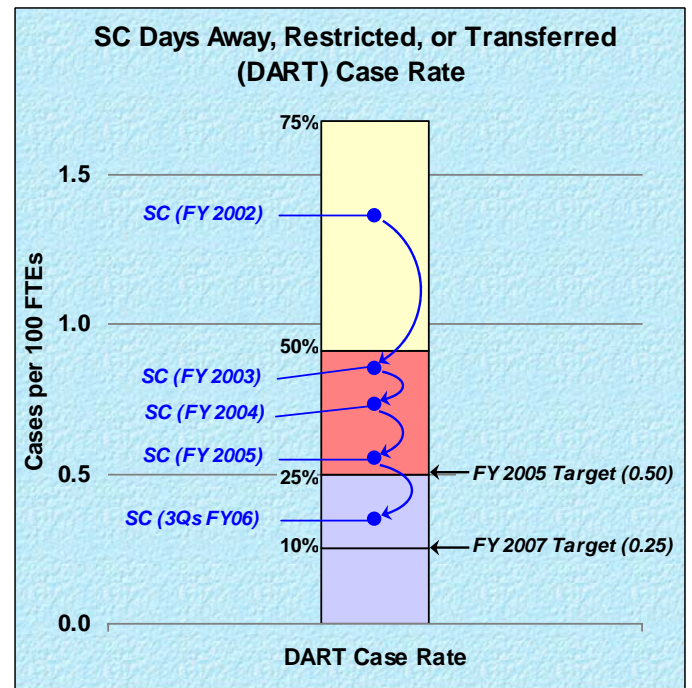
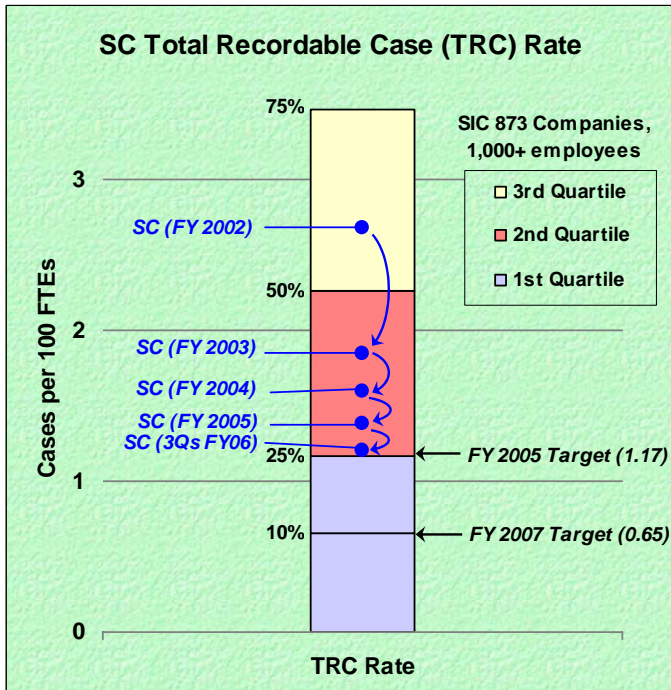
Days Away, Restricted, or Transferred (DART) Case Rate

- The SC DART rate for the first three quarters of FY 2006 (Oct. 2005-June 2006) was 0.35, a 36 percent decrease from the FY 2005 rate.
- The SC goal is to achieve a DART rate of 0.25 in FY 2007.



- The SC TRC rate of 1.20 for the first three quarters of FY 2006 (Oct. 2005-June 2006) is 85 percent above the FY 2007 goal of 0.65.

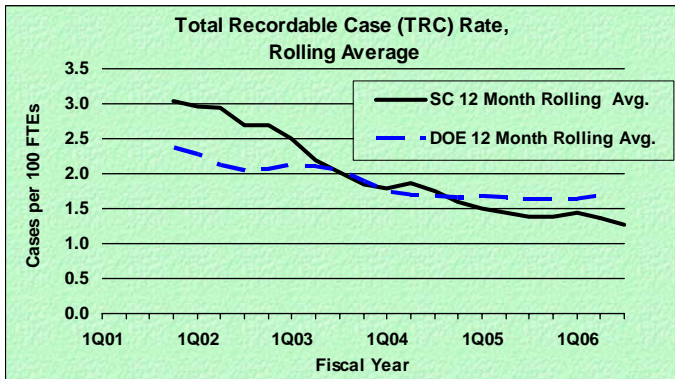
- The SC DART rate of 0.35 for the first three quarters of FY 2006 (Oct. 2005-June 2006) is 40 percent above the FY 2007 goal of 0.25.



Office of Science Injury Rate Reduction Performance through June 2006, continued

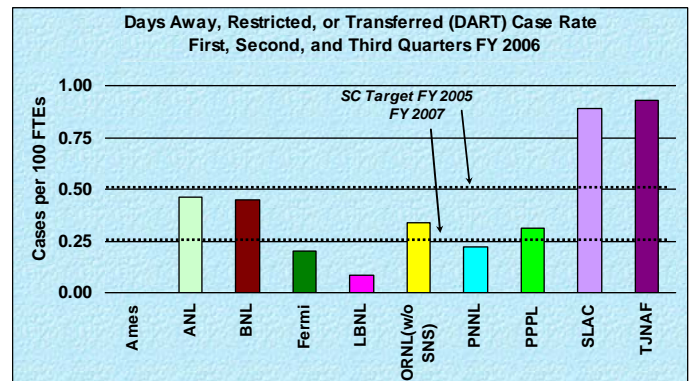
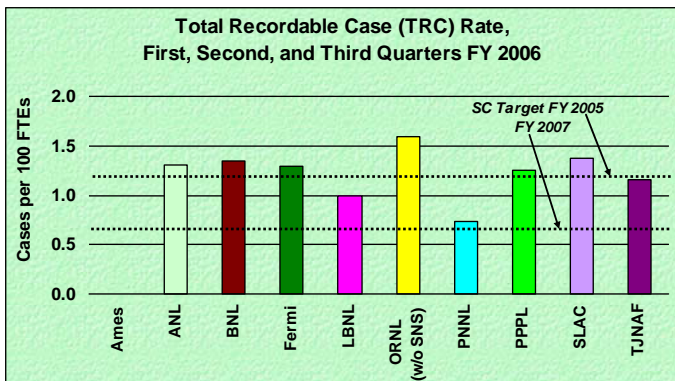
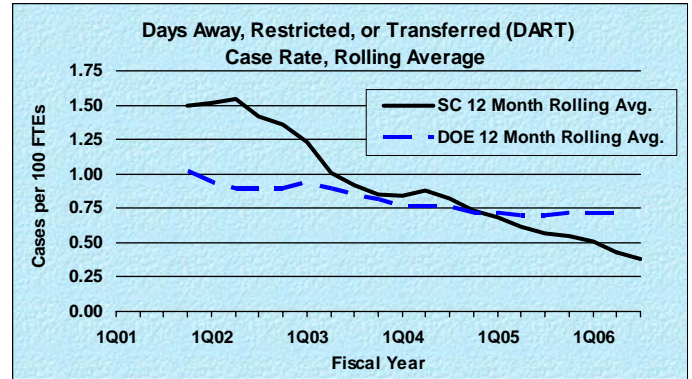
Total Recordable Case (TRC) Rate

- The SC TRC rate for 3Q06 (April-June 2006) was 0.94, a 30 percent decrease from the 2Q06 (Jan.-Mar. 2006) rate of 1.34.



Days Away, Restricted, or Transferred (DART) Case Rate

- The SC DART rate for 3Q06 (April-June 2006) was 0.25, a 48 percent decrease from the 2Q06 (Jan.-Mar. 2006) rate of 0.48.



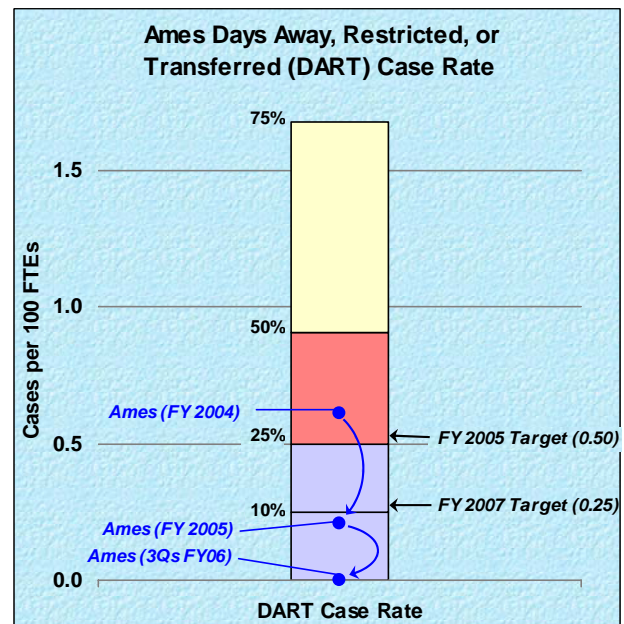
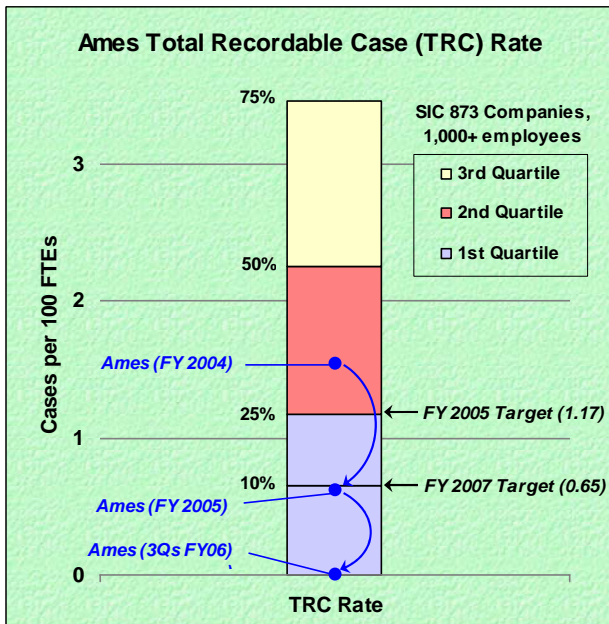
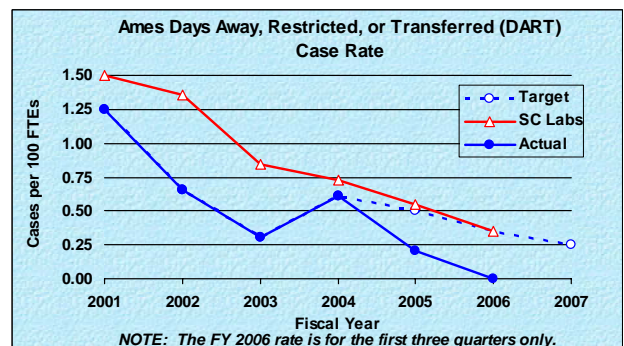
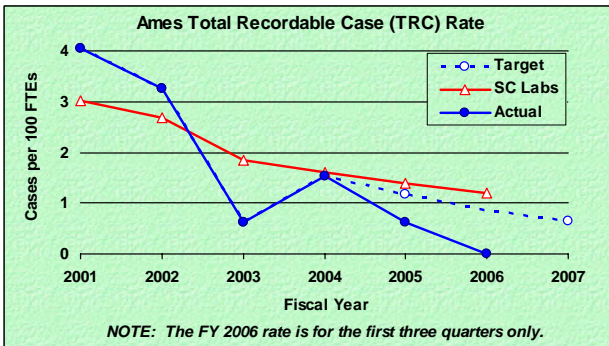
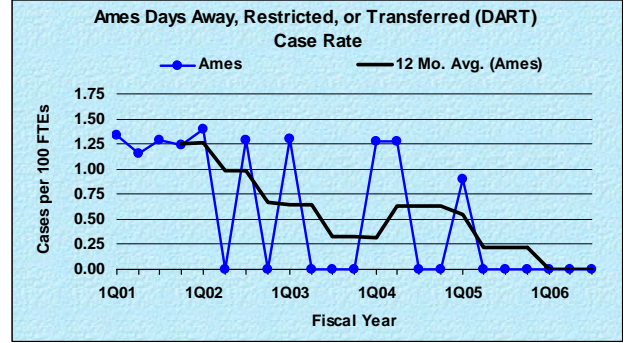
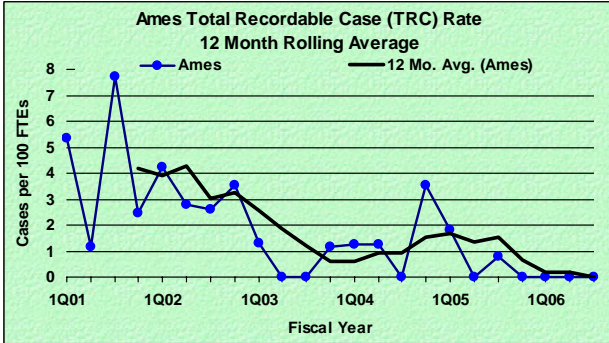
Ames Laboratory Performance through June 2006

Total Recordable Case (TRC) Rate

- Ames had zero TRC cases in 3Q06 (April-June 2006), for a TRC rate of 0.00.
- Ames had zero TRC cases in the first three quarters of FY 2006 (Oct. 2005-June 2006), for a TRC rate of 0.00.
- The TRC FY07 target rate of 0.65 is the equivalent of three TRC cases for Ames.

Days Away, Restricted, or Transferred (DART) Case Rate

- Ames had zero DART cases in 3Q06 (April-June 2006), for a DART rate of 0.00.
- Ames had zero DART cases in the first three quarters of FY 2006 (Oct. 2005-June 2006), for a DART rate of 0.00.
- The DART FY07 target rate of 0.25 is the equivalent of one DART case for Ames.



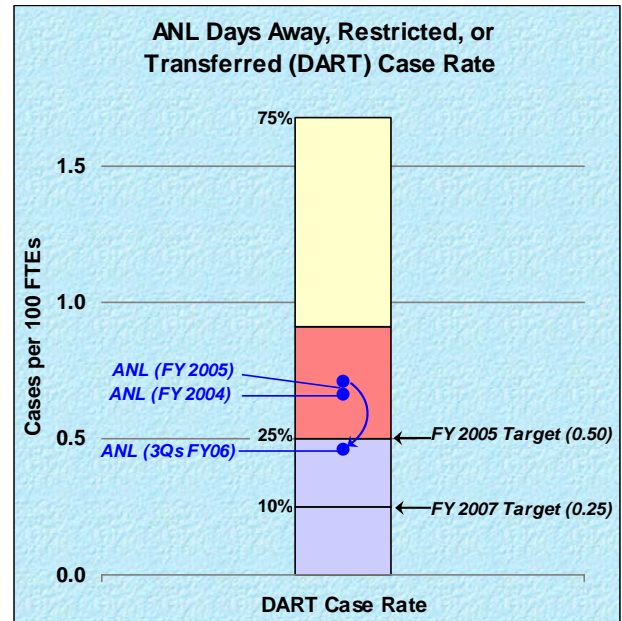
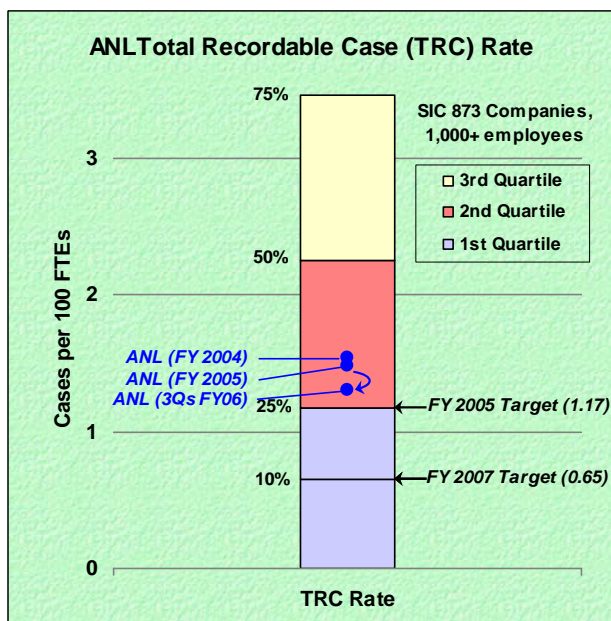
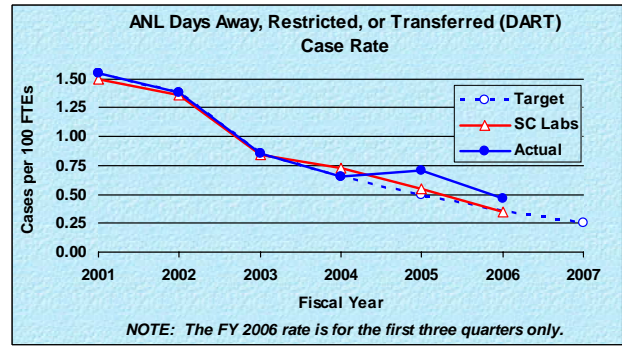
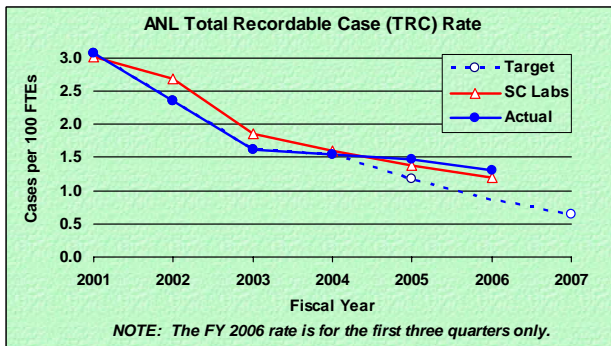
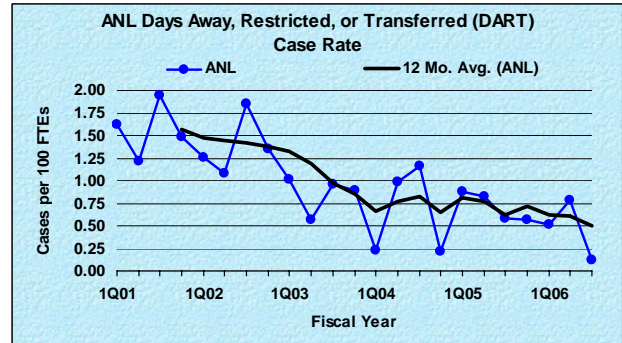
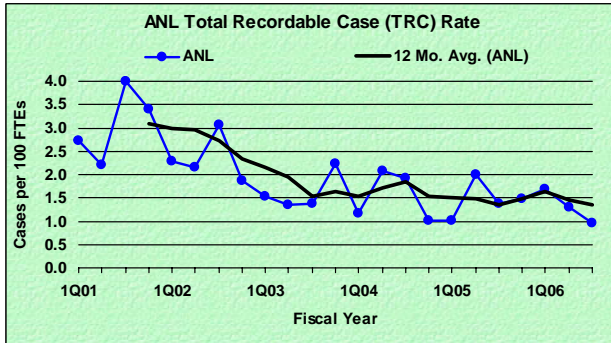
Argonne National Laboratory Performance through June 2006

Total Recordable Case (TRC) Rate

- ANL had eight TRC cases in 3Q06 (April-June 2006), for a TRC rate of 0.95.
- ANL had 31 TRC cases in the first three quarters of FY 2006 (Oct. 2005-June 2006), for a TRC rate of 1.30.
- The TRC FY07 target rate of 0.65 is the equivalent of 22 TRC cases for ANL.

Days Away, Restricted, or Transferred (DART) Case Rate

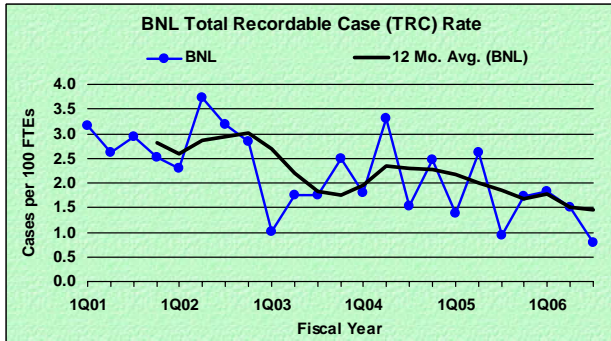
- ANL had one DART case in 3Q06 (April-June 2006), for a DART rate of 0.12.
- ANL had 11 DART cases in the first three quarters of FY 2006 (Oct. 2005-June 2006), for a DART rate of 0.46.
- The DART FY07 target rate of 0.25 is the equivalent of nine DART cases for ANL.



Brookhaven National Laboratory Performance through June 2006

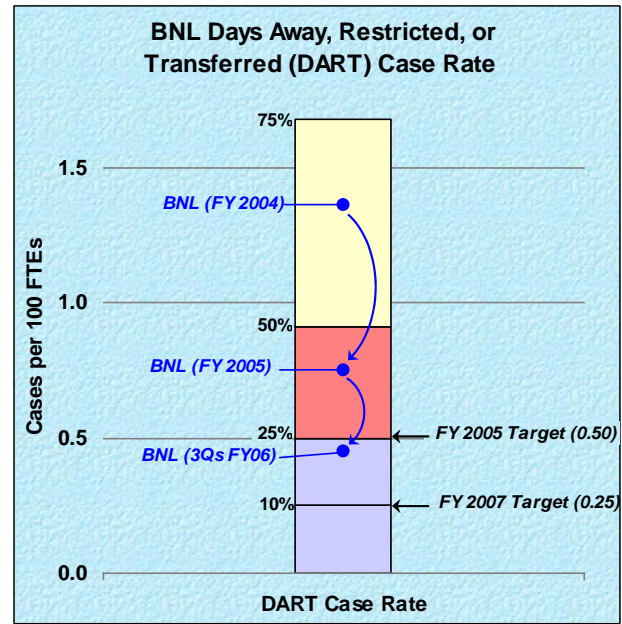
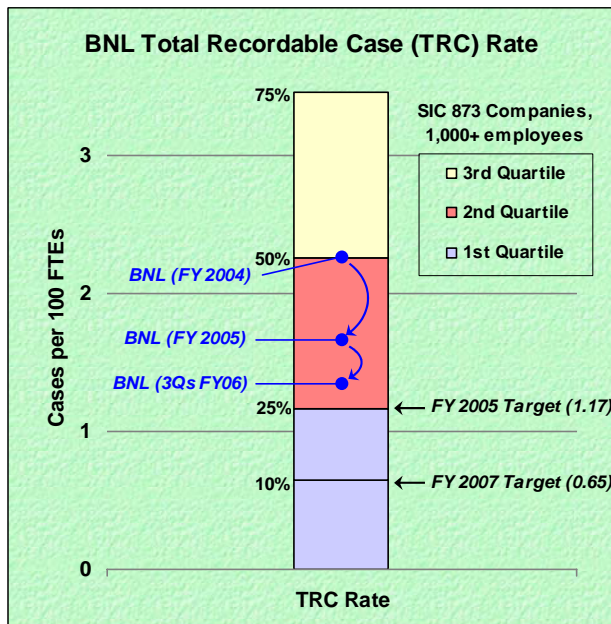
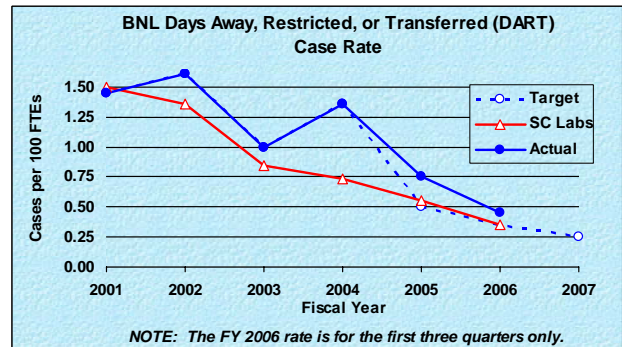
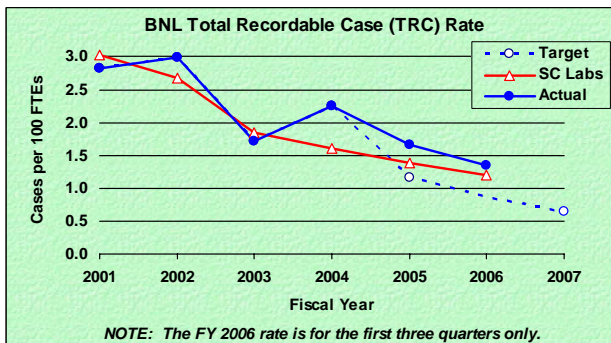
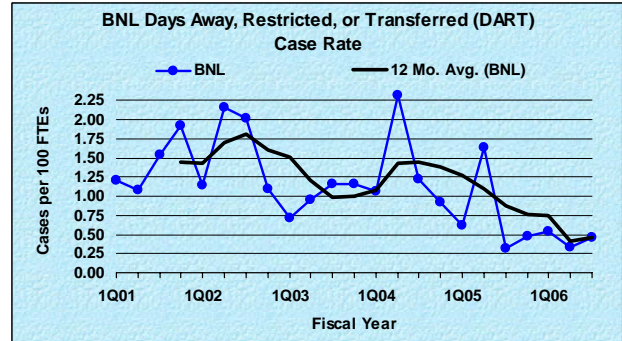
Total Recordable Case (TRC) Rate

- BNL had five TRC cases in 3Q06 (April-June 2006), for a TRC rate of 0.78.
- BNL had 24 TRC cases in the first three quarters of FY 2006 (Oct. 2005-June 2006), for a TRC rate of 1.34.
- The TRC FY07 target rate of 0.65 is the equivalent of 16 TRC cases for BNL.



Days Away, Restricted, or Transferred (DART) Case Rate

- BNL had three DART cases in 3Q06 (April-June 2006), for a DART rate of 0.47.
- BNL had eight DART cases in the first three quarters of FY 2006 (Oct. 2005-June 2006), for a DART rate of 0.45.
- The DART FY07 target rate of 0.25 is the equivalent of 6 DART cases for BNL.



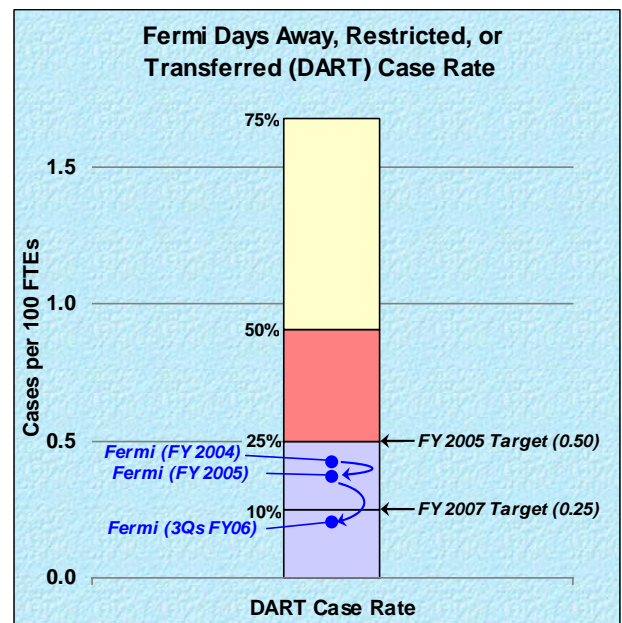
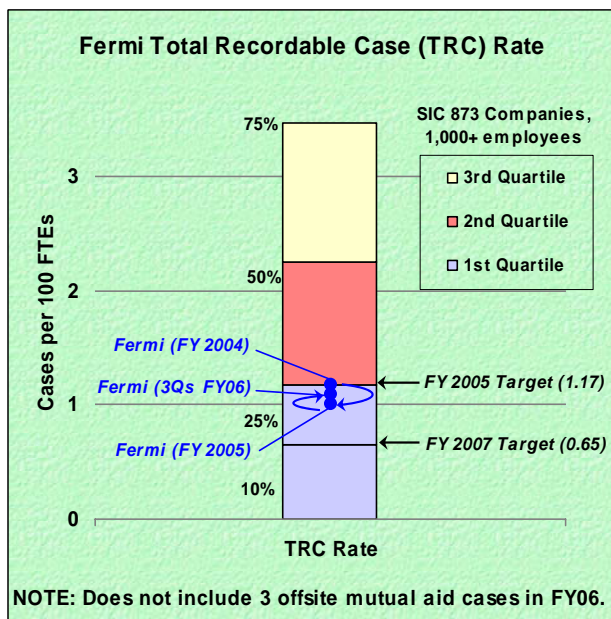
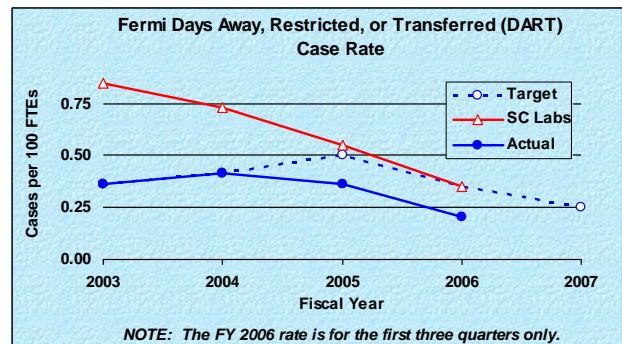
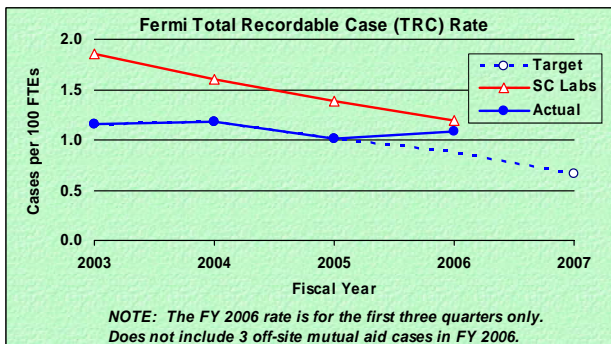
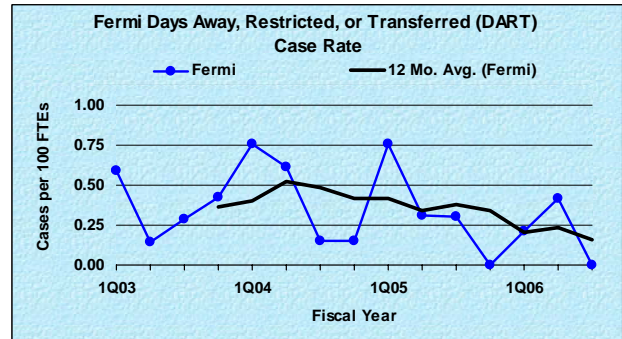
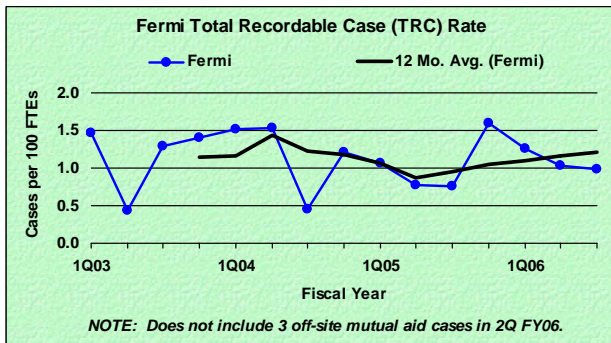
Fermi National Accelerator Laboratory Performance through June 2006

Total Recordable Case (TRC) Rate

- Fermilab had five TRC cases in 3Q06 (April-June 2006), for a TRC rate of 0.98.
- Fermilab had 16 TRC cases in the first three quarters of FY 2006 (Oct. 2005-June 2006), for a TRC rate of 1.09.
- The TRC FY07 target rate of 0.65 is the equivalent of 13 TRC cases for Fermilab.

Days Away, Restricted, or Transferred (DART) Case Rate

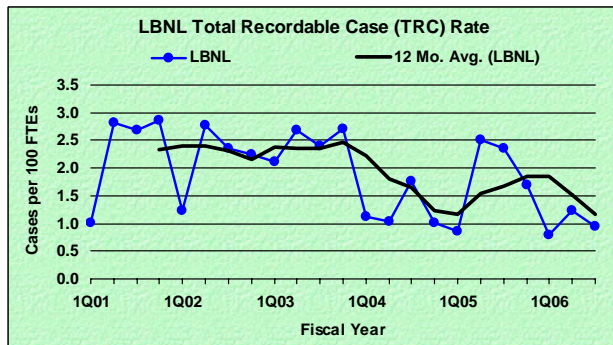
- Fermilab had zero DART cases in 3Q06 (April-June 2006), for a DART rate of 0.00.
- Fermilab had three DART cases in the first three quarters of FY 2006 (Oct. 2005-June 2006), for a DART rate of 0.20.
- The DART FY07 target rate of 0.25 is the equivalent of five DART cases for Fermilab.



Lawrence Berkeley National Laboratory Performance through June 2006

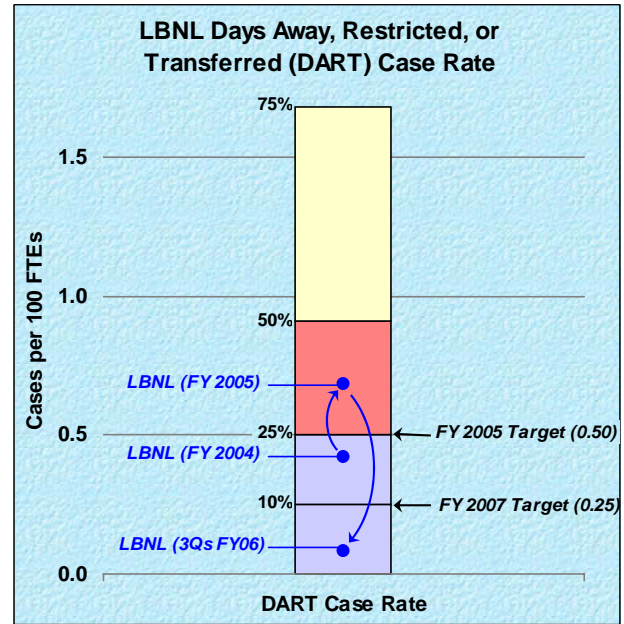
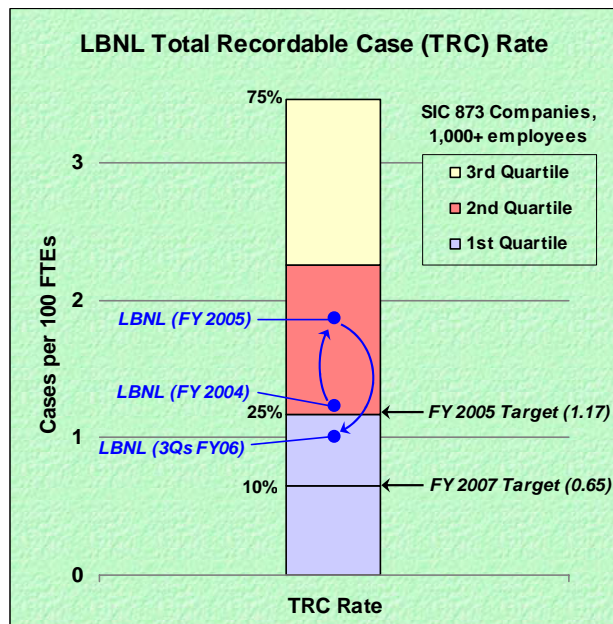
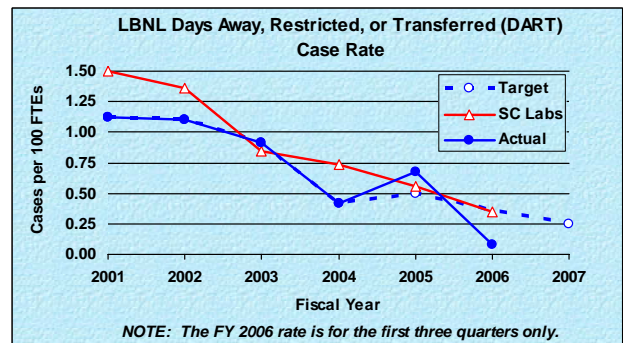
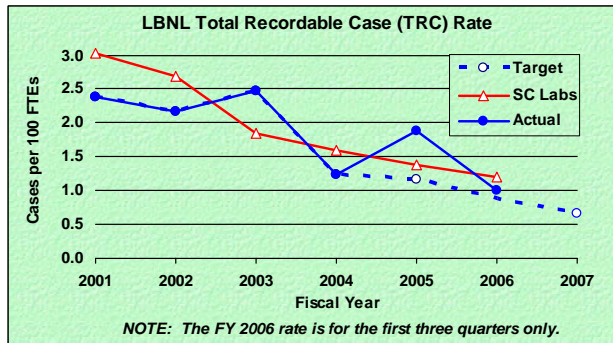
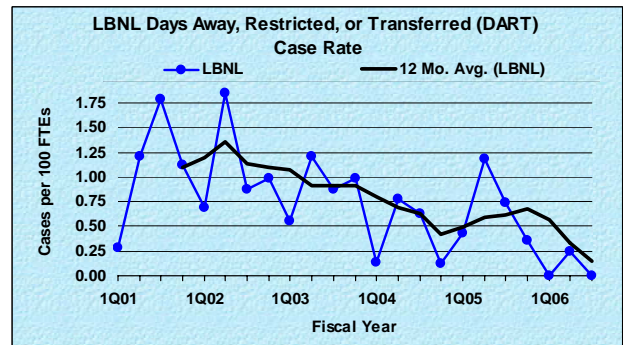
Total Recordable Case (TRC) Rate

- LBNL had eight TRC cases in 3Q06 (April-June 2006), for a TRC rate of 0.96.
- LBNL had 24 TRC cases in the first three quarters of FY 2006 (Oct. 2005-June 2006), for a TRC rate of 1.00.
- The TRC FY07 target rate of 0.65 is the equivalent of 20 TRC cases for LBNL.



Days Away, Restricted, or Transferred (DART) Case Rate

- LBNL had zero DART cases in 3Q06 (April-June 2006), for a DART rate of 0.00.
- LBNL had two DART cases in the first three quarters of FY 2006 (Oct. 2005-June 2006), for a DART rate of 0.08.
- The DART FY07 target rate of 0.25 is the equivalent of eight DART cases for LBNL.



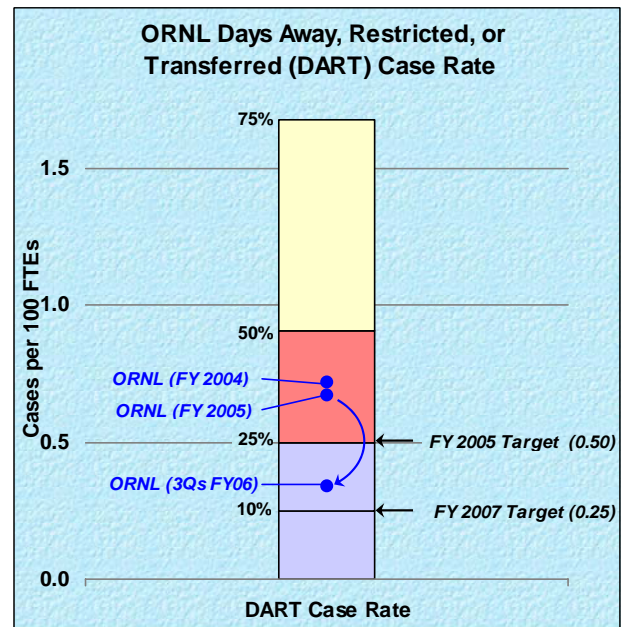
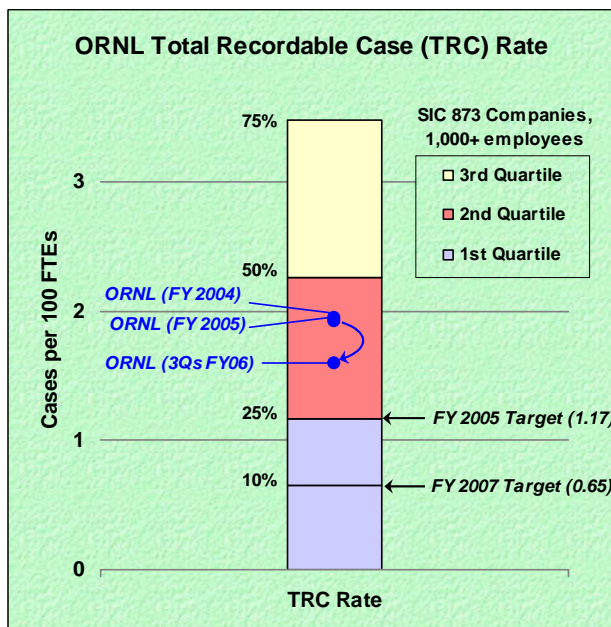
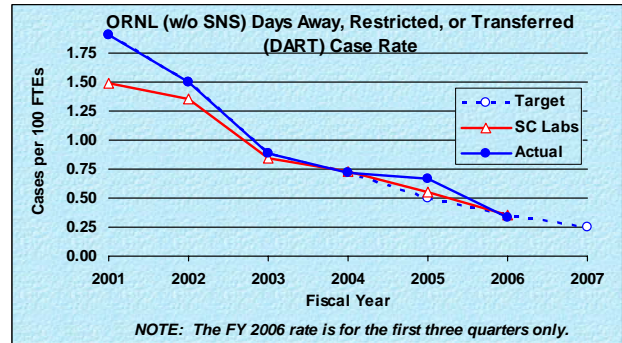
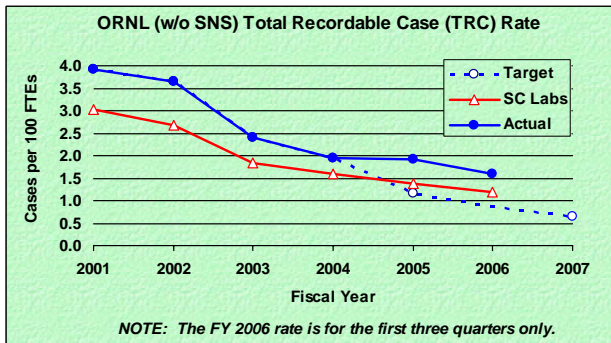
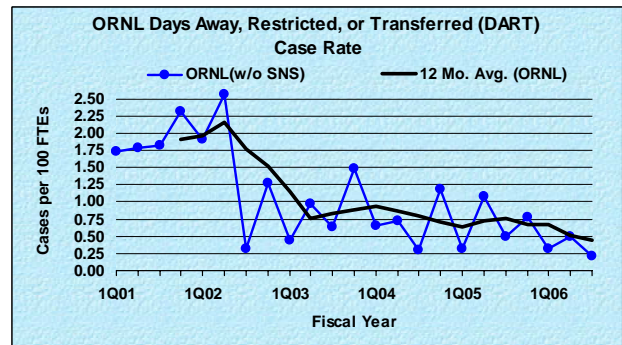
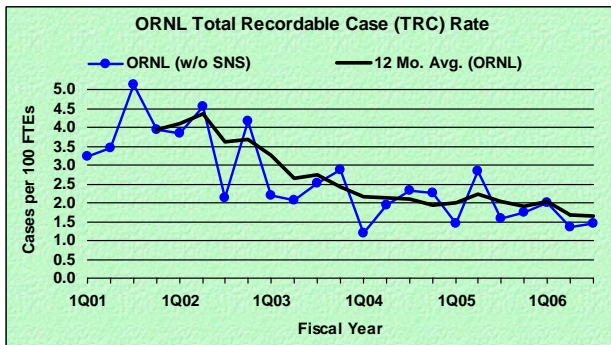
Oak Ridge National Laboratory Performance through June 2006

Total Recordable Case (TRC) Rate

- ORNL had 14 TRC cases in 3Q06 (April-June 2006), for a TRC rate of 1.44.
- ORNL had 47 TRC cases in the first three quarters of FY 2006 (Oct. 2005-June 2006), for a TRC rate of 1.59.
- The TRC FY07 target rate of 0.65 is the equivalent of 26 TRC cases for ORNL.

Days Away, Restricted, or Transferred (DART) Case Rate

- ORNL had two DART cases in 3Q06 (April-June 2006), for a DART rate of 0.21.
- ORNL had 10 DART cases in the first three quarters of FY 2006 (Oct. 2005-June 2006), for a DART rate of 0.34.
- The DART FY07 target rate of 0.25 is the equivalent of 10 DART cases for ORNL.



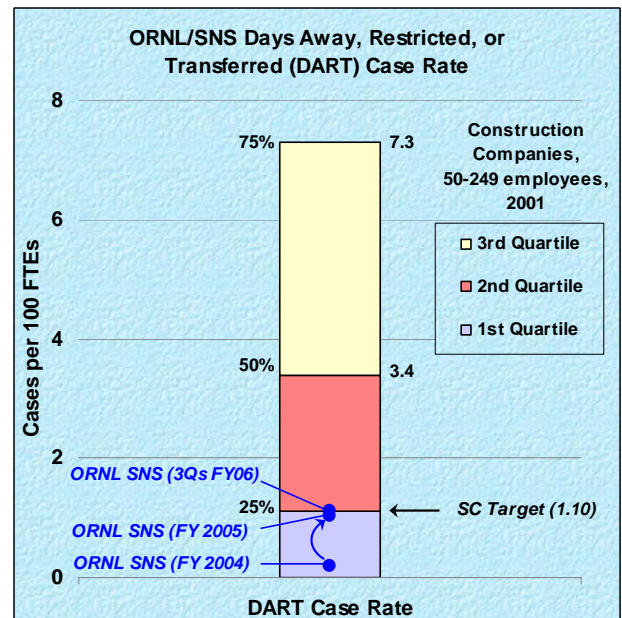
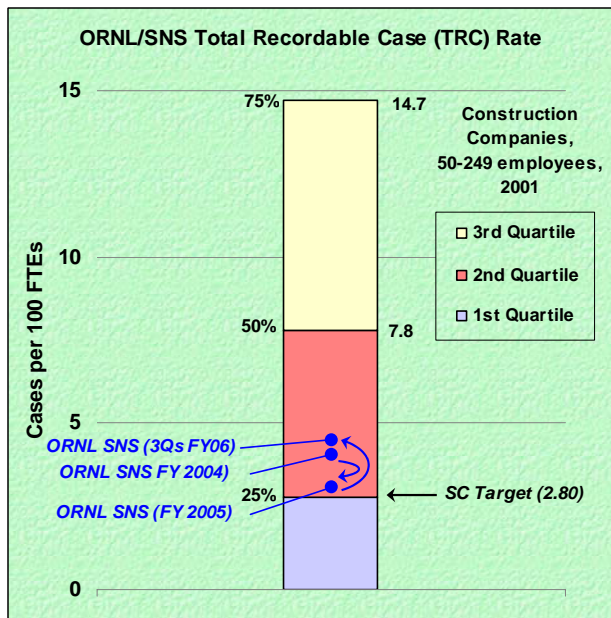
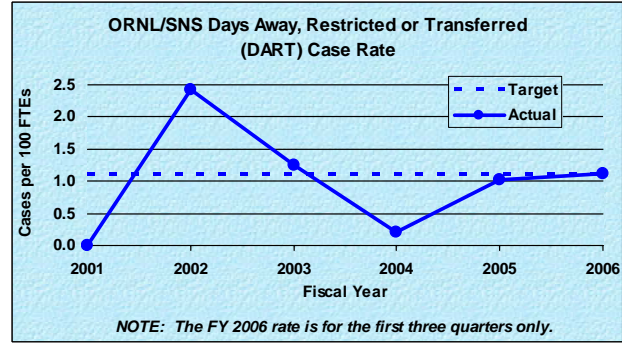
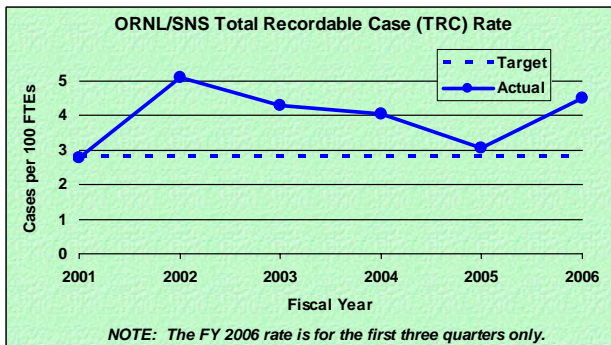
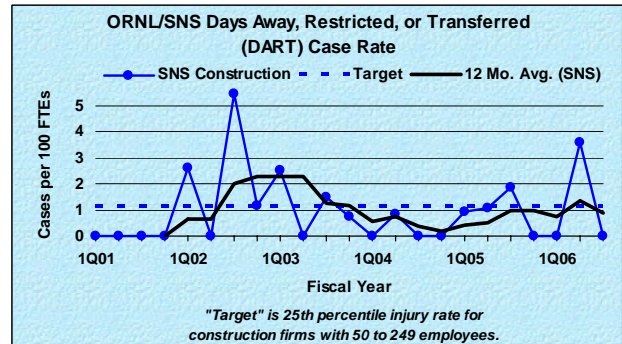
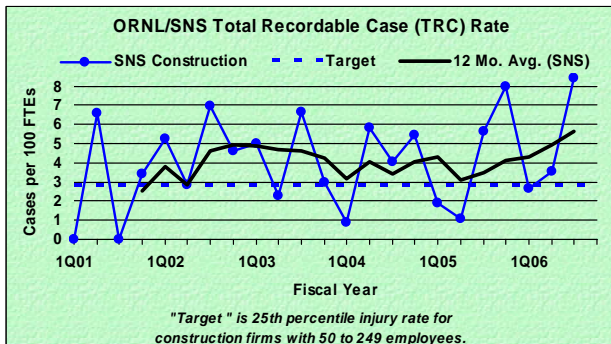
ORNL/Spallation Neutron Source Project Performance through June 2006

Total Recordable Case (TRC) Rate

- SNS had two TRC cases in 3Q06 (April-June 2006), for a TRC rate of 8.42.
- SNS had four TRC cases in the first three quarters of FY 2006 (Oct. 2005-June 2006), for a TRC rate of 4.49.
- The TRC construction target rate is 2.80. The number of 'target' cases is not calculated due to near project completion.

Days Away, Restricted, or Transferred (DART) Case Rate

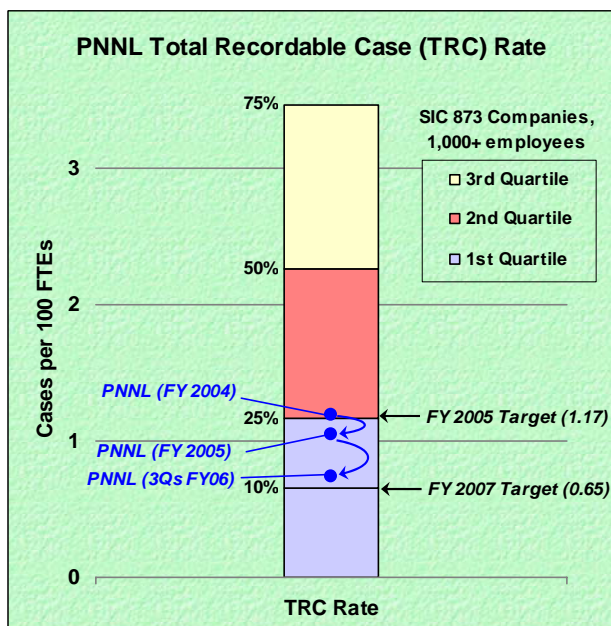
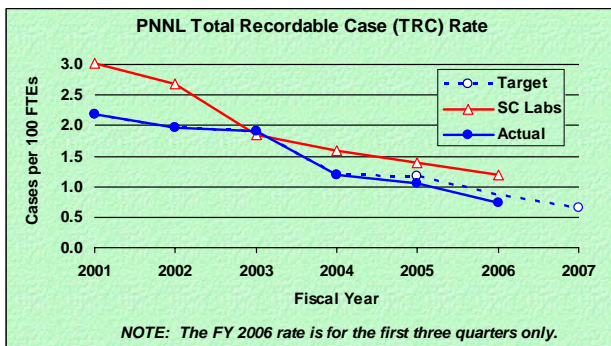
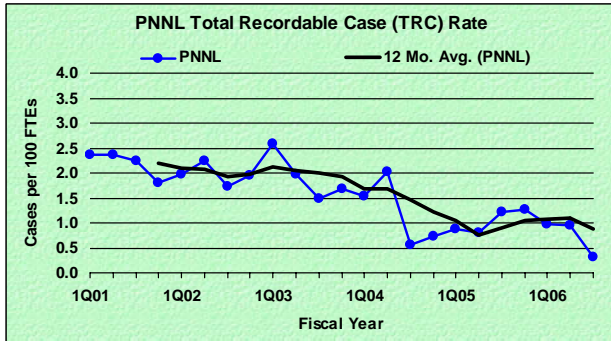
- SNS had zero DART cases in 3Q06 (April-June 2006), for a DART rate of 0.00.
- SNS had one DART case in the first three quarters of FY 2006 (Oct. 2005-June 2006), for a DART rate of 1.12.
- The DART construction target rate is 1.10. The number of 'target' cases is not calculated due to near project completion.



Pacific Northwest National Laboratory Performance through June 2006

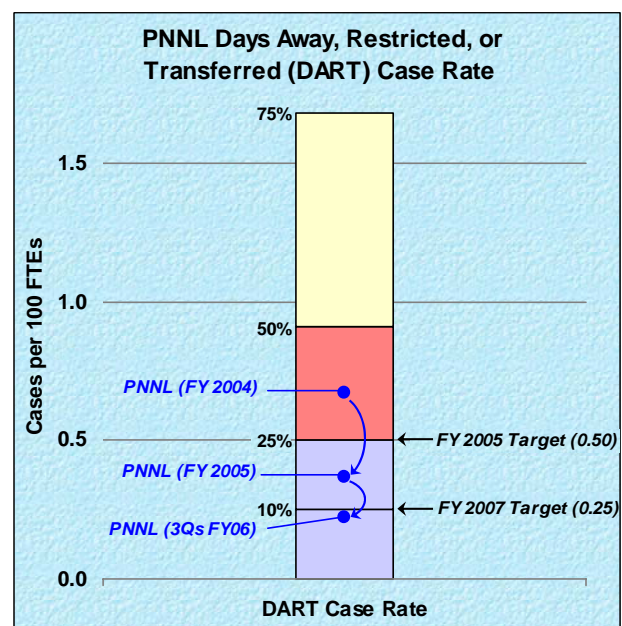
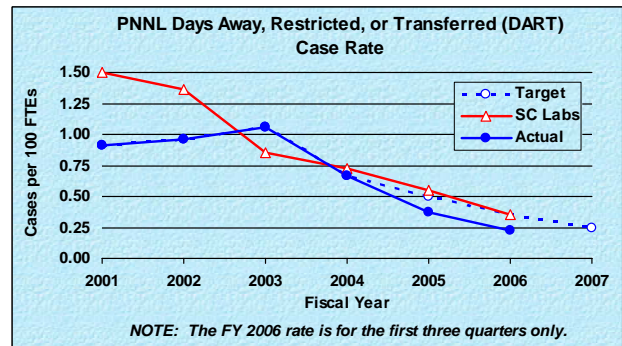
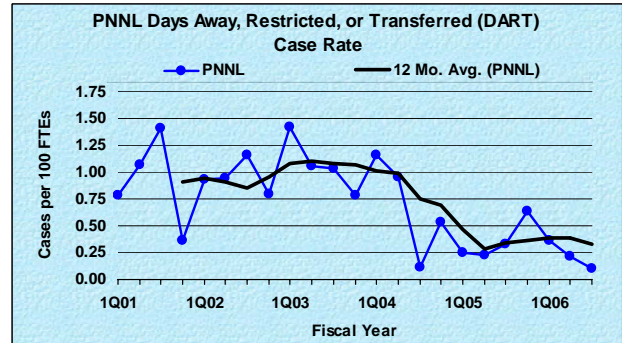
Total Recordable Case (TRC) Rate

- PNNL had three TRC cases in 3Q06 (April-June 2006), for a TRC rate of 0.32.
- PNNL had 20 TRC cases in the first three quarters of FY 2006 (Oct. 2005-June 2006), for a TRC rate of 0.74.
- The TRC FY07 target rate of 0.65 is the equivalent of 23 TRC cases for PNNL.



Days Away, Restricted, or Transferred (DART) Case Rate

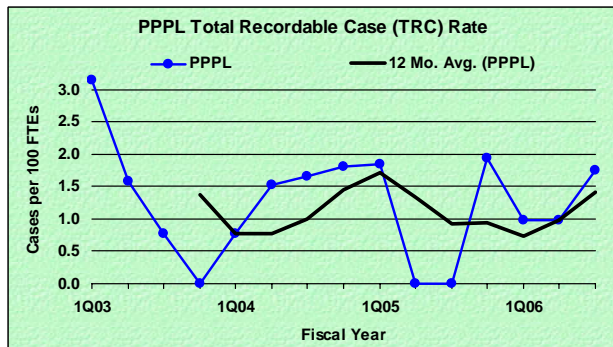
- PNNL had one DART case in 3Q06 (April-June 2006), for a DART rate of 0.11.
- PNNL had six DART cases in the first three quarters of FY 2006 (Oct. 2005-June 2006), for a DART rate of 0.22.
- The DART FY07 target rate of 0.25 is the equivalent of nine DART cases for PNNL.



Princeton Plasma Physics Laboratory Performance through June 2006

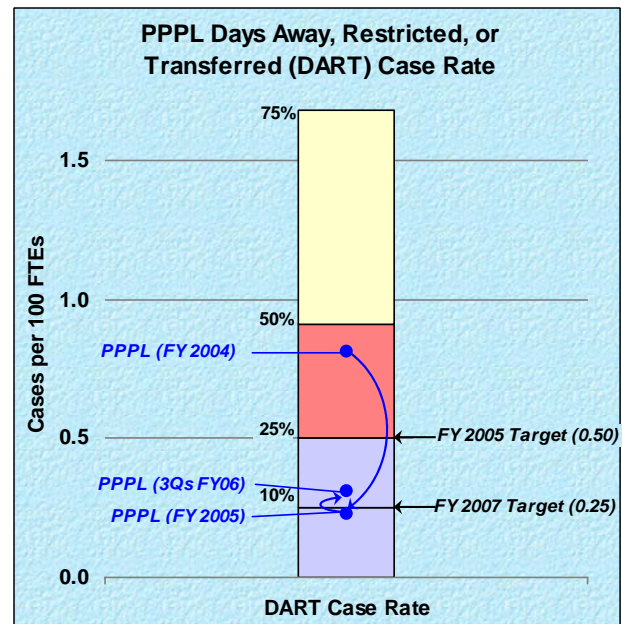
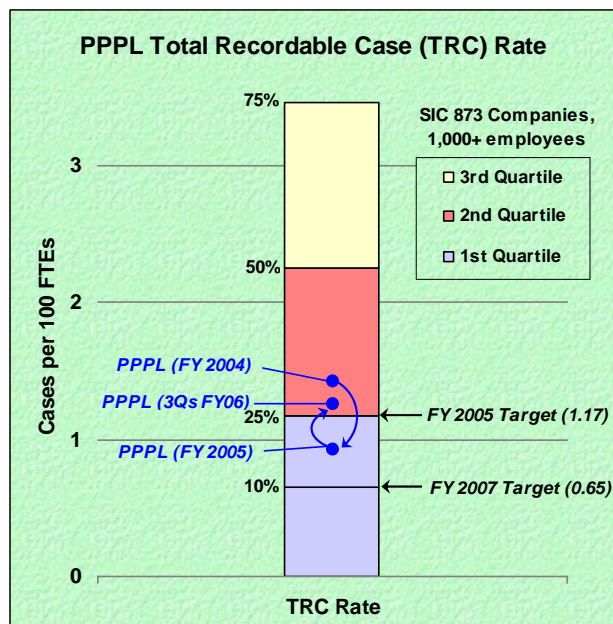
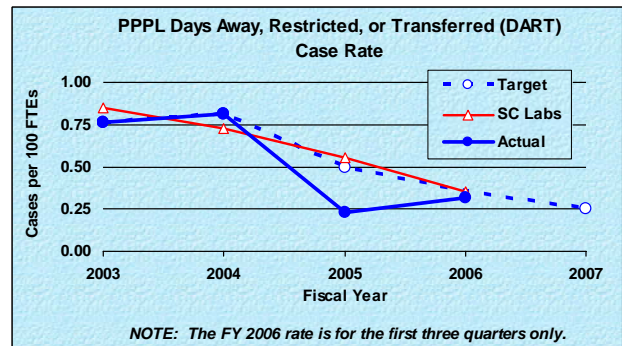
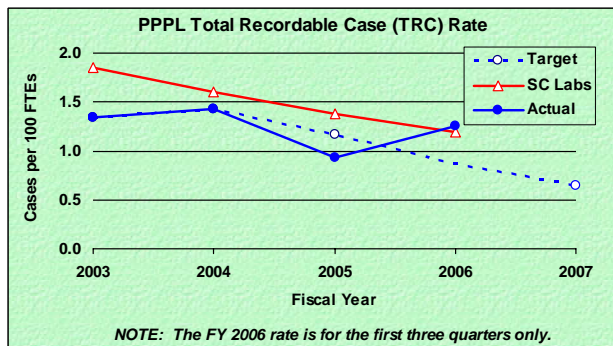
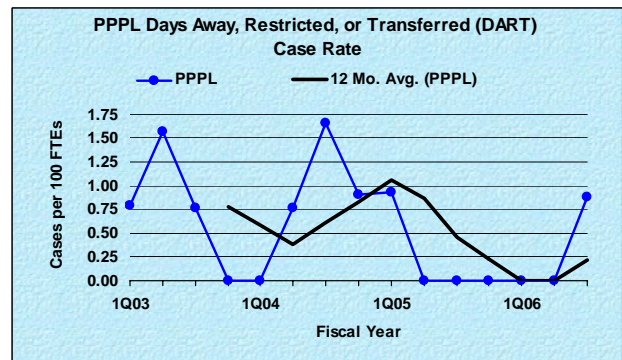
Total Recordable Case (TRC) Rate

- PPPL had two TRC cases in 3Q06 (April-June 2006), for a TRC rate of 1.75.
- PPPL had four TRC cases in the first three quarters of FY 2006 (Oct. 2005-June 2006), for a TRC rate of 1.26.
- The TRC FY07 target rate of 0.65 is the equivalent of three cases for PPPL.



Days Away, Restricted, or Transferred (DART) Case Rate

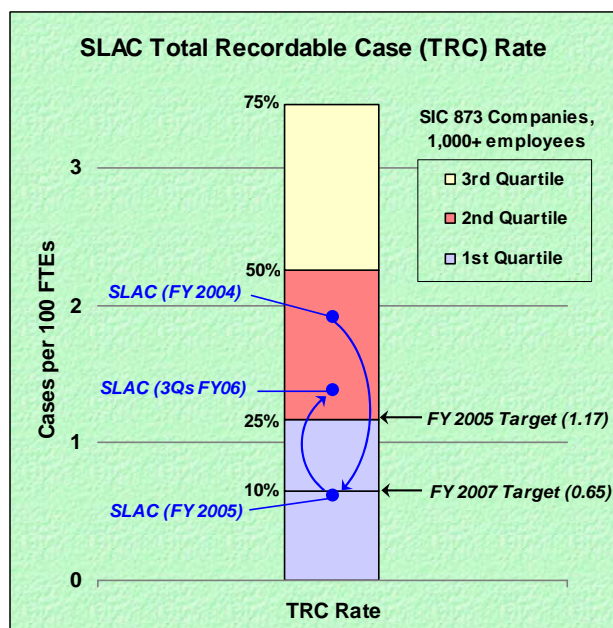
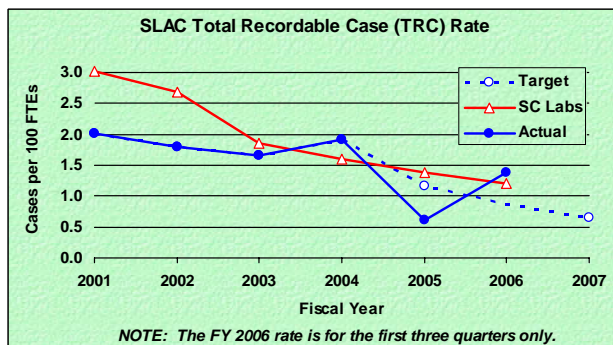
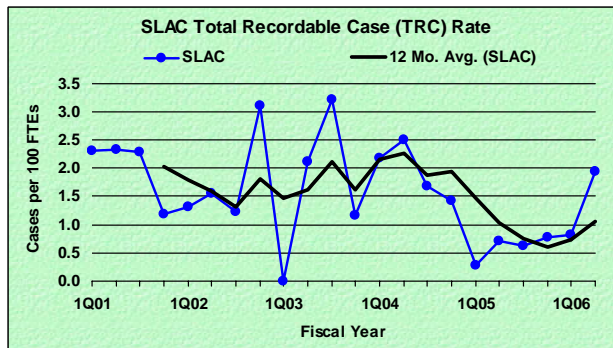
- PPPL had one DART case in 3Q06 (April-June 2006), for a DART rate of 0.88.
- PPPL had one DART case in the first three quarters of FY 2006 (Oct. 2005-June 2006), for a DART rate of 0.31.
- The DART FY07 target rate of 0.25 is the equivalent of one DART case for PPPL.



Stanford Linear Accelerator Center Performance through June 2006

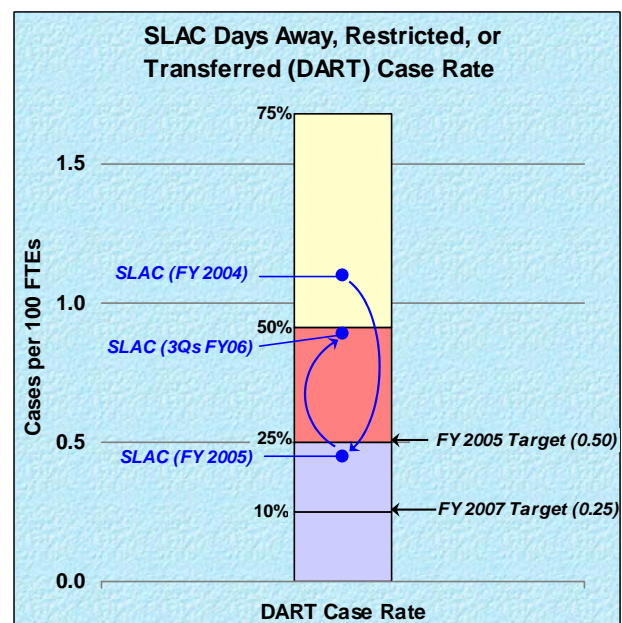
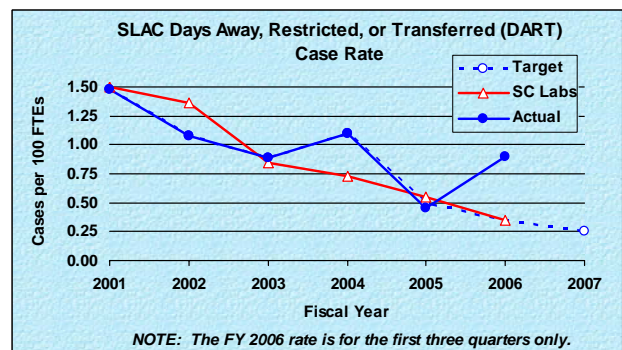
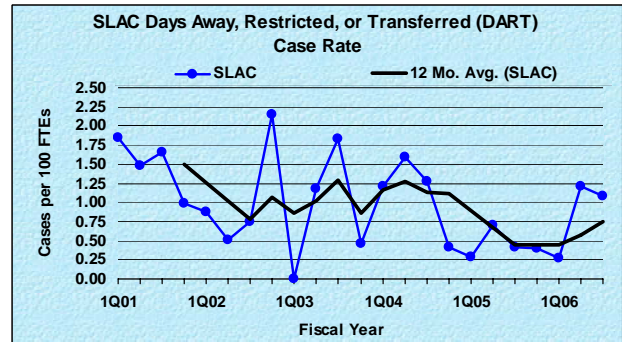
Total Recordable Case (TRC) Rate

- SLAC had six TRC cases in 3Q06 (April-June 2006), for a TRC rate of 1.31.
- SLAC had 17 TRC cases in the first three quarters of FY 2006 (Oct. 2005-June 2006), for a TRC rate of 1.38.
- The TRC FY07 target rate of 0.65 is the equivalent of 11 TRC cases for SLAC.



Days Away, Restricted, or Transferred (DART) Case Rate

- SLAC had five DART cases in 3Q06 (April-June 2006), for a DART rate of 1.09.
- SLAC had 11 DART cases in the first three quarters of FY 2006 (Oct. 2005-June 2006), for a DART rate of 0.89.
- The DART FY07 target rate of 0.25 is the equivalent of four DART cases for SLAC.



Thomas Jefferson National Accelerator Facility Performance through June 2006

Total Recordable Case (TRC) Rate

- TJNAF had one TRC case in 3Q06 (April-June 2006), for a TRC rate of 0.71.
- TJNAF had five TRC cases in the first three quarters of FY 2006 (Oct. 2005-June 2006), for a TRC rate of 1.16.
- The TRC FY07 target rate of 0.65 is the equivalent of five TRC cases for TJNAF.

Days Away, Restricted, or Transferred (DART) Case Rate

- TJNAF had one DART case in 3Q06 (April-June 2006), for a DART rate of 0.71.
- TJNAF had four DART cases in the first three quarters of FY 2006 (Oct. 2005-June 2006), for a DART rate of 0.93.
- The DART FY07 target rate of 0.25 is the equivalent of two DART cases for TJNAF.

