

CORN: Acreage, Yield, and Production

Year	All Planted Acres	Grain			Silage		
		Harvested Acres	Yield Bushels	Production Bushels	Harvested Acres	Yield Tons	Production Tons
1940	4,940	956	42	40,516	N/A	N/A	N/A
1950	2,478	174	39	6,692	2,128	9.0	19,220
1959	2,169	165	65	10,755	1,983	11.6	22,977
1969	3,600	200	85	17,000	N/A	N/A	N/A
1978	4,600	1,000	95	95,000	3,500	14.5	50,750
1982	4,600	1,100	102	112,200	3,300	13.8	45,500
1987	3,500	1,000	99	99,000	2,400	15.0	36,000
1992	2,500	1,100	116	127,600	1,300	17.0	22,100
1997	3,500	800	106	84,800	2,700	14.0	37,800
1998	3,400	800	107	85,600	2,600	15.7	40,800
1999	3,200	300	91	27,300	2,900	14.0	40,700
2000	2,300	500	73	36,300	1,800	12.7	22,800
2001	2,200	600	76	45,500	1,600	12.8	20,500
2002	1,800	400	74	29,500	1,300	9.2	12,000
2003	1,700	200	89	17,800	1,500	19.9	29,800

1940 - 1969 U.S. Census of Agriculture

HAY: Acreage, Yield, and Production

Year	Alfalfa Hay			Other Hay			Total Hay		
	Harvested Acres	Yield Tons	Production Tons	Harvested Acres	Yield Tons	Production Tons	Harvested Acres	Yield Tons	Production Tons
1940	277	2.1	580	52,574	1.1	58,079	52,851	1.1	58,659
1950	1,351	1.5	2,030	39,444	1.3	52,169	40,795	1.3	54,199
1959	2,065	1.9	3,996	31,054	1.5	45,370	33,119	1.5	49,366
1969	N/A	N/A	N/A	N/A	N/A	N/A	23,558	1.7	39,774
1978	3,400	2.3	7,800	26,400	1.8	47,500	29,800	1.9	55,300
1982	3,000	2.4	7,200	23,600	1.8	42,500	26,600	1.9	49,700
1987	2,000	2.5	5,000	20,000	2.2	44,100	22,000	2.2	49,100
1992	2,100	2.1	4,400	14,000	1.9	26,500	16,100	1.9	30,900
1997	3,100	2.7	8,300	15,900	1.9	30,900	19,000	2.1	39,200
1998	2,900	2.5	7,300	14,500	1.9	28,100	17,400	2.0	35,400
1999	2,400	2.2	5,300	17,200	1.8	30,500	19,600	1.8	35,800
2000	1,800	1.9	3,500	20,300	1.6	32,100	22,100	1.6	35,600
2001	2,000	1.4	2,800	22,400	1.5	32,800	24,400	1.5	35,600
2002	1,800	1.6	2,800	19,400	1.5	29,000	21,200	1.5	31,800
2003	1,800	0.9	1,600	21,500	1.3	26,900	23,300	1.2	28,500

1940-1969 U.S. Census of Agriculture



Sullivan County
Farm Statistics

Sullivan County is located in southern New York on the southwestern edge of the Catskill mountains bordering Pennsylvania. In 2003, there were 63,500 acres in farms, 10 percent of the county's total 620,618 acres. There were 380 farms in the county averaging 167 acres per farm. Sullivan county ranks 47th in the state for number of farms and 46th for land in farms.

In 2002, according to the Census of Agriculture, the market value of all agricultural products sold from county farms was \$37.8 million. Total sales averaged \$99,090 per farm. The leading products sold were: poultry and eggs, dairy products, hay & other crops, horses & ponies, and nursery & greenhouse.

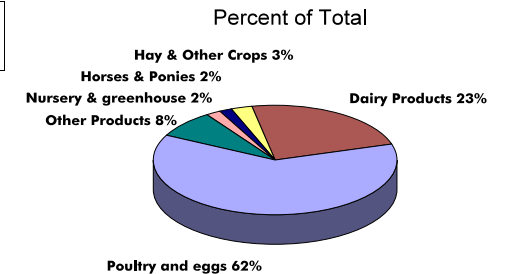
The average value of land and buildings per farm in 2002 was \$522,088. Machinery and equipment were valued at \$72,534 per farm. Total production expenses in 2002 were \$26.5 million for an average of \$69,383 per farm. The Census showed 64 percent of the farm operators reported farming as their principal occupation. The average age of the operator was 54.8 years. Data from the U.S. The U.S. Department of Commerce showed the median household income in 1999 was \$36,998.

LEADING AGRICULTURAL PRODUCTS

Product	2002 Sales (\$1,000)	Percent of Total	State Rank
Poultry and eggs	23,578	62	1
Dairy Products	8,801	23	40
Hay & Other Crops	985	3	45
Horses & Ponies	697	2	5
Nursery & greenhouse	669	2	50
Other Products	3,023	8	
TOTAL SALES	37,753		36

2002 Census of Agriculture

LEADING AGRICULTURAL PRODUCTS



New York Agricultural Statistics Service
10B Airline Drive
Albany, New York 12235
www.nass.usda.gov/ny (518)457-5570

FARMS, LAND IN FARMS, AND LAND USE

Year	Number of Farms	Land in Farms	Total Cropland	Permanent Pasture	Total Woodland	Other Land
		<i>Acres</i>	<i>Acres</i>	<i>Acres</i>	<i>Acres</i>	<i>Acres</i>
1940	2,778	254,304	N/A	N/A	86,986	N/A
1950	1,881	191,978	74,407	35,548	70,171	11,852
1959	1,034	135,767	53,498	27,702	46,987	7,580
1969	647	92,673	48,303	N/A	26,300	N/A
1978	475	75,602	40,734	7,237	22,822	4,809
1982	460	75,663	41,580	6,601	22,912	4,570
1987	415	65,000	33,100	7,200	21,300	3,400
1992	360	61,600	32,200	7,100	19,000	3,300
1997	375	62,400	36,700	6,700	15,100	3,900
1998	370	60,900	35,400	6,700	15,000	3,800
1999	380	62,300	36,800	6,400	14,700	4,400
2000	370	64,500	N/A	N/A	N/A	N/A
2001	365	64,800	N/A	N/A	N/A	N/A
2002	380	63,600	34,476	7,230	16,201	5,593
2003	380	63,500	N/A	N/A	N/A	N/A

1940 - 1982 and all land breakouts after 1999 are U.S. Census of Agriculture

FARMS BY SALES CLASS

Sales Class	1997	2002
Under \$10,000	225	229
\$10,000 to \$49,999	78	70
\$50,000 to \$99,999	27	32
\$100,000 or more	53	50
Farms Reporting	383	381

U. S. Census of Agriculture

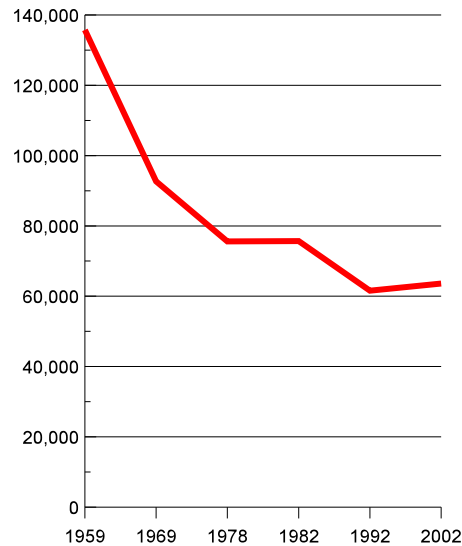
RESIDENT POPULATION

In 2002, Sullivan County's population ranked 36th in the state.

Year	Total	Population Per Square Mile
1940	37,900	39
1950	40,700	42
1960	45,300	47
1970	52,600	54
1980	65,200	67
1990	69,300	71
2002	73,966	76

U.S. Census of Population

Land in Farms (Acres)



CATTLE: Number on Farms, January 1

Year	All Cattle & Calves	Beef Cows	Milk Cows
		<i>Number on Farms</i>	
1940	26,271	N/A	N/A
1950	22,944	198	13,566
1959	19,591	324	11,089
1969	16,967	963	8,584
1978	15,000	1,200	7,200
1982	16,000	1,100	8,900
1987	13,000	1,000	6,400
1992	11,000	800	5,300
1997	10,000	1,000	4,000
1998	11,000	1,000	4,000
1999	12,000	1,000	4,800
2000	10,500	800	4,000
2001	10,000	600	4,500
2002	10,000	600	4,500
2003	9,000	900	3,800
2004	8,800	900	3,800

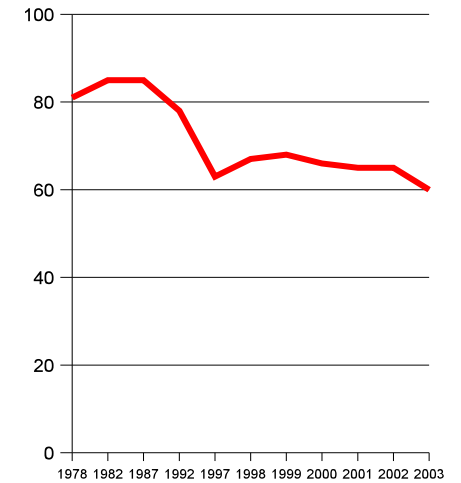
1940-1969 U.S. Census of Agriculture

MILK: Cows & Production

Year	Annual Avg. Milk Cows	Average Production Per Cow	Total Milk Production
	<i>No. Head</i>	<i>Pounds</i>	<i>Mil. Pounds</i>
1940	N/A	N/A	N/A
1950	N/A	N/A	N/A
1959	N/A	N/A	N/A
1969	N/A	N/A	N/A
1978	7,400	11,000	81
1982	7,500	11,300	85
1987	6,100	13,900	85
1992	5,100	15,200	78
1997	4,000	15,700	63
1998	4,200	16,000	67
1999	4,100	16,600	68
2000	4,000	16,600	66
2001	4,100	15,900	65
2002	4,100	15,900	65
2003	3,800	15,800	60

1940-1969 U.S. Census of Agriculture

Milk Production (Million Pounds)



EQUINE: Inventory and Value, Census of Agriculture, 2002

Year	Total Equine	Rank in State	Total Equine Sold	Value of Sales
2002	1,087	43	394	\$697,000