


NHANES 2001-2002 Data Release
Vision Section of SP Questionnaire
(VIQ_B.XPT)
March 2005

| General condition of eyesight | | | | |
|-------------------------------|-----------|---------|----------------------|--------------------|
| VIQ030 | Frequency | Percent | Cumulative Frequency | Cumulative Percent |
| Missing | 34 | 1.33 | 34 | 1.33 |
| 1 : Excellent, | 565 | 22.04 | 599 | 23.37 |
| 2 : Good, | 1279 | 49.90 | 1878 | 73.27 |
| 3 : Fair, | 492 | 19.20 | 2370 | 92.47 |
| 4 : Poor, or | 123 | 4.80 | 2493 | 97.27 |
| 5 : Very poor? | 65 | 2.54 | 2558 | 99.80 |
| 7 : Refused | 2 | 0.08 | 2560 | 99.88 |
| 9 : Don't know | 3 | 0.12 | 2563 | 100.00 |




NHANES 2001-2002 Data Release
Vision Section of SP Questionnaire
(VIQ_B.XPT)
March 2005

| Time worrying about eyesight | | | | |
|------------------------------|-----------|---------|----------------------|--------------------|
| VIQ040 | Frequency | Percent | Cumulative Frequency | Cumulative Percent |
| Missing | 4 | 0.16 | 4 | 0.16 |
| 0 : None of the time, | 1415 | 55.21 | 1419 | 55.36 |
| 1 : A little of the time, | 477 | 18.61 | 1896 | 73.98 |
| 2 : Some of the time, | 417 | 16.27 | 2313 | 90.25 |
| 3 : Most of the time, or | 134 | 5.23 | 2447 | 95.47 |
| 4 : All of the time? | 109 | 4.25 | 2556 | 99.73 |
| 7 : Refused | 2 | 0.08 | 2558 | 99.80 |
| 9 : Don't know | 5 | 0.20 | 2563 | 100.00 |



NHANES 2001-2002 Data Release
Vision Section of SP Questionnaire
(VIQ_B.XPT)
March 2005

| Difficulty reading ordinary newsprint | | | | |
|--|-----------|---------|----------------------|--------------------|
| VIQ050A | Frequency | Percent | Cumulative Frequency | Cumulative Percent |
| Missing | 4 | 0.16 | 4 | 0.16 |
| 1 : No difficulty | 1770 | 69.06 | 1774 | 69.22 |
| 2 : A little difficulty | 433 | 16.89 | 2207 | 86.11 |
| 3 : Moderate difficulty | 153 | 5.97 | 2360 | 92.08 |
| 4 : Extreme difficulty | 81 | 3.16 | 2441 | 95.24 |
| 5 : Unable to do because of eyesight | 65 | 2.54 | 2506 | 97.78 |
| 6 : Does not do this for other reasons | 53 | 2.07 | 2559 | 99.84 |
| 77 : Refused | 2 | 0.08 | 2561 | 99.92 |
| 99 : Don't know | 2 | 0.08 | 2563 | 100.00 |




NHANES 2001-2002 Data Release
Vision Section of SP Questionnaire
(VIQ_B.XPT)
March 2005

| Difficulty with up close work or chores | | | | |
|---|-----------|---------|----------------------|--------------------|
| VIQ050B | Frequency | Percent | Cumulative Frequency | Cumulative Percent |
| Missing | 4 | 0.16 | 4 | 0.16 |
| 1 : No difficulty | 1837 | 71.67 | 1841 | 71.83 |
| 2 : A little difficulty | 405 | 15.80 | 2246 | 87.63 |
| 3 : Moderate difficulty | 140 | 5.46 | 2386 | 93.09 |
| 4 : Extreme difficulty | 60 | 2.34 | 2446 | 95.44 |
| 5 : Unable to do because of eyesight | 47 | 1.83 | 2493 | 97.27 |
| 6 : Does not do this for other reasons | 67 | 2.61 | 2560 | 99.88 |
| 77 : Refused | 2 | 0.08 | 2562 | 99.96 |
| 99 : Don't know | 1 | 0.04 | 2563 | 100.00 |



NHANES 2001-2002 Data Release
Vision Section of SP Questionnaire
(VIQ_B.XPT)
March 2005

| Difficulty seeing steps/curbs-dim light | | | | |
|---|-----------|---------|----------------------|--------------------|
| VIQ050C | Frequency | Percent | Cumulative Frequency | Cumulative Percent |
| Missing | 5 | 0.20 | 5 | 0.20 |
| 1 : No difficulty | 1767 | 68.94 | 1772 | 69.14 |
| 2 : A little difficulty | 378 | 14.75 | 2150 | 83.89 |
| 3 : Moderate difficulty | 153 | 5.97 | 2303 | 89.86 |
| 4 : Extreme difficulty | 91 | 3.55 | 2394 | 93.41 |
| 5 : Unable to do because of eyesight | 55 | 2.15 | 2449 | 95.55 |
| 6 : Does not do this for other reasons | 107 | 4.17 | 2556 | 99.73 |
| 77 : Refused | 2 | 0.08 | 2558 | 99.80 |
| 99 : Don't know | 5 | 0.20 | 2563 | 100.00 |




NHANES 2001-2002 Data Release
Vision Section of SP Questionnaire
(VIQ_B.XPT)
March 2005

| Difficulty noticing objects to side | | | | |
|--|-----------|---------|----------------------|--------------------|
| VIQ050D | Frequency | Percent | Cumulative Frequency | Cumulative Percent |
| Missing | 5 | 0.20 | 5 | 0.20 |
| 1 : No difficulty | 2148 | 83.81 | 2153 | 84.00 |
| 2 : A little difficulty | 205 | 8.00 | 2358 | 92.00 |
| 3 : Moderate difficulty | 72 | 2.81 | 2430 | 94.81 |
| 4 : Extreme difficulty | 50 | 1.95 | 2480 | 96.76 |
| 5 : Unable to do because of eyesight | 35 | 1.37 | 2515 | 98.13 |
| 6 : Does not do this for other reasons | 36 | 1.40 | 2551 | 99.53 |
| 77 : Refused | 2 | 0.08 | 2553 | 99.61 |
| 99 : Don't know | 10 | 0.39 | 2563 | 100.00 |



NHANES 2001-2002 Data Release
Vision Section of SP Questionnaire
(VIQ_B.XPT)
March 2005

| Difficulty findng object on crowdedshelf | | | | |
|--|-----------|---------|----------------------|--------------------|
| VIQ050E | Frequency | Percent | Cumulative Frequency | Cumulative Percent |
| Missing | 5 | 0.20 | 5 | 0.20 |
| 1 : No difficulty | 2092 | 81.62 | 2097 | 81.82 |
| 2 : A little difficulty | 251 | 9.79 | 2348 | 91.61 |
| 3 : Moderate difficulty | 100 | 3.90 | 2448 | 95.51 |
| 4 : Extreme difficulty | 45 | 1.76 | 2493 | 97.27 |
| 5 : Unable to do because of eyesight | 25 | 0.98 | 2518 | 98.24 |
| 6 : Does not do this for other reasons | 31 | 1.21 | 2549 | 99.45 |
| 77 : Refused | 2 | 0.08 | 2551 | 99.53 |
| 99 : Don't know | 12 | 0.47 | 2563 | 100.00 |



NHANES 2001-2002 Data Release
Vision Section of SP Questionnaire
(VIQ_B.XPT)
March 2005

| Difficulty drivng daytime-familiar place | | | | |
|--|-----------|---------|----------------------|--------------------|
| VIQ055 | Frequency | Percent | Cumulative Frequency | Cumulative Percent |
| Missing | 5 | 0.20 | 5 | 0.20 |
| 1 : No difficulty | 1886 | 73.59 | 1891 | 73.78 |
| 2 : A little difficulty | 51 | 1.99 | 1942 | 75.77 |
| 3 : Moderate difficulty | 15 | 0.59 | 1957 | 76.36 |
| 4 : Extreme difficulty | 9 | 0.35 | 1966 | 76.71 |
| 5 : Unable to do because of eyesight | 73 | 2.85 | 2039 | 79.56 |
| 6 : Does not do this for other reasons | 270 | 10.53 | 2309 | 90.09 |
| 7 : Never drove | 251 | 9.79 | 2560 | 99.88 |
| 77 : Refused | 2 | 0.08 | 2562 | 99.96 |
| 99 : Don't know | 1 | 0.04 | 2563 | 100.00 |




NHANES 2001-2002 Data Release
Vision Section of SP Questionnaire
(VIQ_B.XPT)
March 2005

| Vision limits how long can do activities | | | | |
|--|-----------|---------|----------------------|--------------------|
| VIQ060 | Frequency | Percent | Cumulative Frequency | Cumulative Percent |
| Missing | 5 | 0.20 | 5 | 0.20 |
| 0 : None of the time, | 2042 | 79.67 | 2047 | 79.87 |
| 1 : A little of the time, | 227 | 8.86 | 2274 | 88.72 |
| 2 : Some of the time, | 124 | 4.84 | 2398 | 93.56 |
| 3 : Most of the time, or | 57 | 2.22 | 2455 | 95.79 |
| 4 : All of the time? | 99 | 3.86 | 2554 | 99.65 |
| 7 : Refused | 2 | 0.08 | 2556 | 99.73 |
| 9 : Don't know | 7 | 0.27 | 2563 | 100.00 |



NHANES 2001-2002 Data Release
Vision Section of SP Questionnaire
(VIQ_B.XPT)
March 2005

| Ever had a cataract operation | | | | |
|-------------------------------|-----------|---------|----------------------|--------------------|
| VIQ070 | Frequency | Percent | Cumulative Frequency | Cumulative Percent |
| Missing | 5 | 0.20 | 5 | 0.20 |
| 1 : Yes | 504 | 19.66 | 509 | 19.86 |
| 2 : No | 2043 | 79.71 | 2552 | 99.57 |
| 7 : Refused | 2 | 0.08 | 2554 | 99.65 |
| 9 : Don't know | 9 | 0.35 | 2563 | 100.00 |



NHANES 2001-2002 Data Release
Vision Section of SP Questionnaire
(VIQ_B.XPT)
March 2005

| Operation in right, left or both eyes | | | | |
|---------------------------------------|-----------|---------|----------------------|--------------------|
| VIQ080 | Frequency | Percent | Cumulative Frequency | Cumulative Percent |
| Missing | 2059 | 80.34 | 2059 | 80.34 |
| 1 : Right eye | 75 | 2.93 | 2134 | 83.26 |
| 2 : Left eye | 74 | 2.89 | 2208 | 86.15 |
| 3 : Both | 349 | 13.62 | 2557 | 99.77 |
| 9 : Don't know | 6 | 0.23 | 2563 | 100.00 |