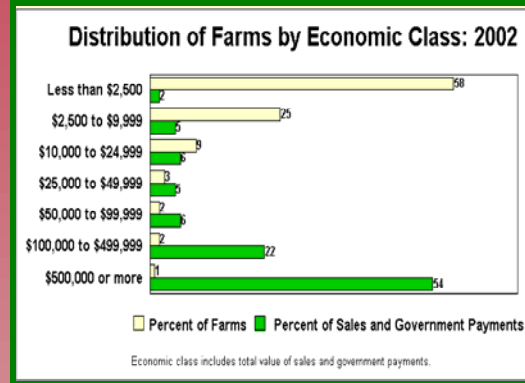
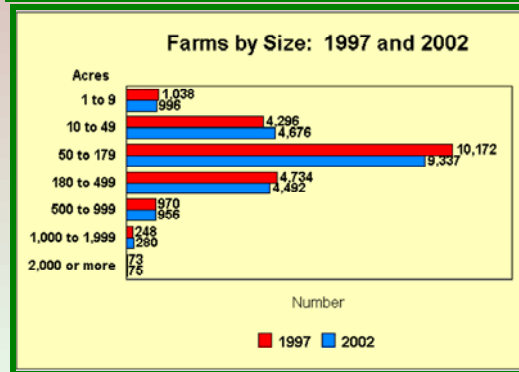
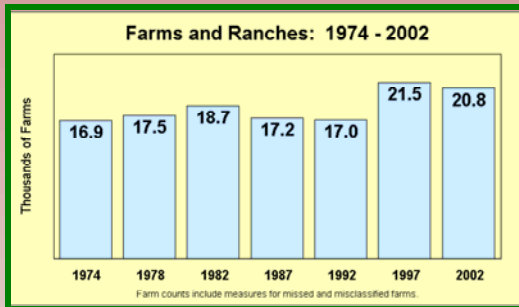


Quick Facts from the Census of Agriculture

The 2002 Census of Agriculture is the most comprehensive source of statistics portraying our Nation's agriculture.

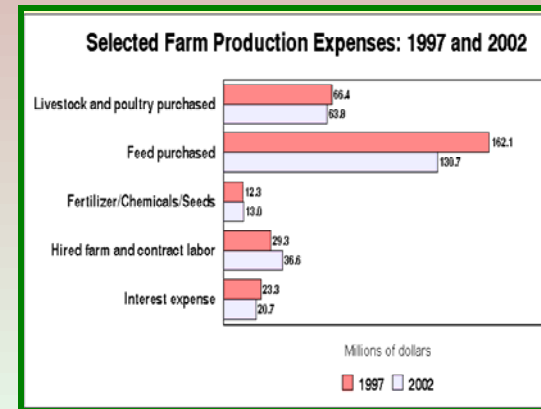
A farm or ranch is defined as any place from which \$1,000 or more of agricultural products were produced and sold, or normally would have been sold, during the reference year.



Net Cash Farm Income: 2002

Economic Class	Farms	Net Cash Farm Income (thousands of dollars)	Average per Farm (dollars)
Less than \$1,000	7,457	-27,238	-3,653
\$1,000 to \$2,499	4,474	-8,895	-1,988
\$2,500 to \$4,999	2,551	-2,340	-1,148
\$5,000 to \$9,999	2,610	-2,784	-1,067
\$10,000 to \$24,999	1,918	6,156	3,209
\$25,000 to \$49,999	610	5,313	8,709
\$50,000 to \$99,999	403	7,884	19,564
\$100,000 to \$249,999	317	17,006	53,647
\$250,000 to \$499,999	166	24,601	132,263
\$500,000 to \$999,999	138	(C)	(C)
\$1,000,000 or more	90	(C)	(C)

Economic class includes total value of sales and government payments.



Estimated Value of Land and Buildings

	1997	2002
Value of land and buildings.....	4,201,957	\$4,817,217
Average per farm.....	\$195,213	\$231,999
Average per acre.....	\$1,123	\$1,315

Farms by North American Industry Classification System (NAICS)

	Farms	Percent
Crop		
Oilseed and grain farming.....	448	2.2%
Vegetable and melon farming.....	226	1.1%
Fruit and tree nut farming.....	326	1.6%
Greenhouse, nursery, and floriculture production.....	503	2.4%
Other crop farming.....	5,078	24.4%
Animal		
Beef cattle.....	9,878	47.5%
Cattle feedlots.....	379	1.8%
Dairy cattle and milk production.....	278	1.3%
Hog and pig.....	217	1.0%
Poultry and egg production.....	520	2.5%
Sheep and goat.....	631	3.0%
Aquaculture and other animal production.....	2,328	11.2%

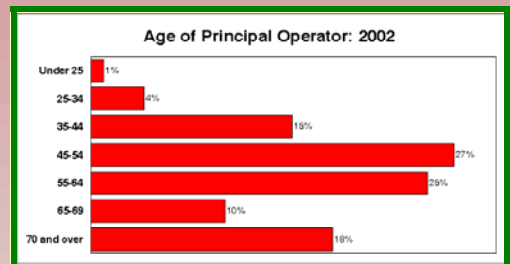
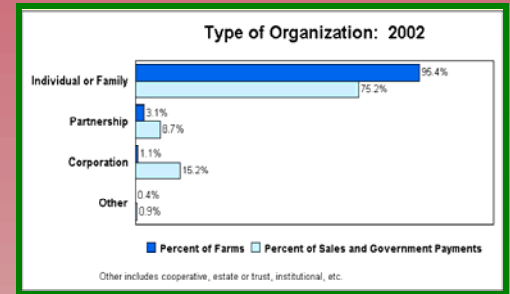
NAICS classifies farms based on primary activity. Each farm is represented once, categorized by the product accounting for 30% or more of the total production value; farms with no single product accounting for 30% or more are classified as other.

Information from the census of agriculture is used daily across America in all types of agricultural planning and decision-making. Whether decisions affect farmers at the county, State, or national level, the census is an excellent tool for telling the story of all farmers and ranchers.

Average Farm: 2002

Average Size Farm (acres).....	172
Average Total Value of Sales and Government Payments.....	\$23,448
Average Net Cash Farm Income.....	\$4,976
Average Age of Principal Operator.....	56.3
Average Years on Present Farm for Principal Operator.....	20.8

Data from the census of agriculture provides a true picture of American agriculture operators once every 5 years.



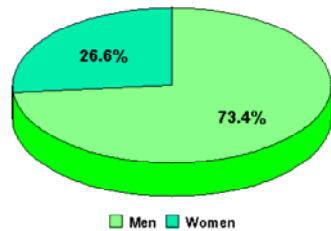
Tenure of Principal Operator: 2002

	Full Owner	Part Owner	Tenant
Farms	15,534	4,637	641
Value of Sales and Government Payments	\$224,569,000	\$236,662,000	\$26,763,000

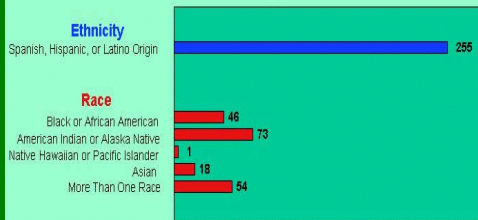
Primary Occupation of Principal Operator - Farming or Other: 2002

	Farming	Other
Farms	10,507	10,305
Value of Sales and Government Payments	\$401,129,000	\$86,865,000

Sex of All Operators: 2002



Operators by Ethnicity and Specified Race: 2002



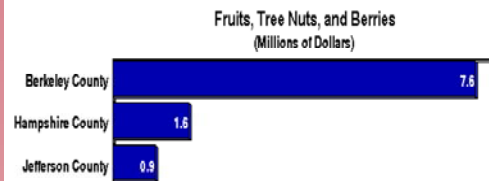
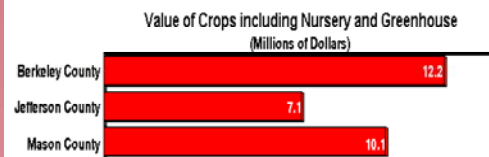
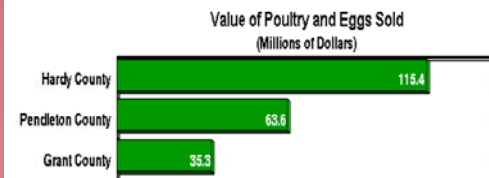
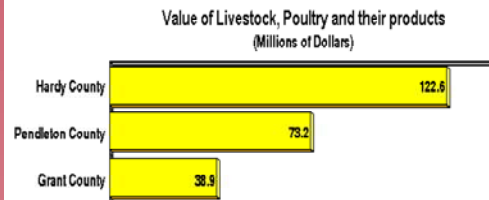
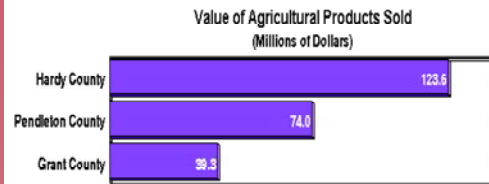
The census collected data on up to 3 operators per farm. These counts include all operators reported.

Computer Usage: 2002

	Farms	Percent
Computer Usage for Farm Business.....	4,828	23%
Internet Access.....	8,248	40%

The census of agriculture is the only source of uniform agricultural data for every county in the United States.

Top 3 Counties for Selected Items



NASS WISHES TO THANK ALL FARMERS AND RANCHERS WHO RESPONDED TO THE 2002 CENSUS OF AGRICULTURE.

The census of agriculture provides a detailed look at agriculture in each of the Nation's 3,000 plus counties. Data, available in electronic format on the Internet, printed, and CD-ROM, provide a complete statistical picture of U.S. farms and ranches every 5 years.

For more information contact:
 West Virginia Agricultural Statistics
 1900 Kanawha Blvd., East
 Bldg 2, Room 203
 Charleston, WV 25305-0170
 1-304-345-5958 or
 1-800-535-7088
 Email - nass-wv@nass.usda.gov

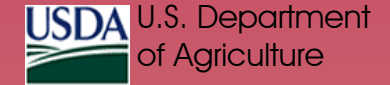
Gus R. Douglass, WV Commissioner of Agriculture

www.nass.usda.gov/wv

The U.S. Department of Agriculture (USDA) prohibits discrimination in all its program and activities on the basis of race, color, national origin, sex, religion, age, disability, political beliefs, sexual orientation, or marital or family status. (Not all prohibited bases apply to all programs.) Persons with disabilities who require alternative means for communication of program information (Braille, large print, audiotape, etc.) should contact USDA's TARGET Center at (202) 720-2600 (voice and TDD).

To file a complaint of discrimination, write USDA, Director, Office of Civil Rights, Room 326-W, Whitten Building, 1400 Independence Avenue, SW, Washington, DC 20250-9410 or call (202) 720-5964 (voice or TDD). USDA is an equal opportunity provider and employer.

June 2004



West Virginia Quick Facts

from the

2002 Census of Agriculture

