





**SALEM PARKWAY
BYPASS #14**
 Salem Hwy. No. 72
 MP 0.00-MP 3.16
 CONSTRUCTED 1986

LEGEND
 CITY LIMITS 
 URBAN GROWTH BOUNDARY 
 BYPASS 
 ANNEXATION BOUNDARY 

SALEM
Pop. 108,200