
Manner: SUICIDE

Suicides are those deaths caused by self-inflicted injuries with evidence of intent to end one's life. Evidence of intent includes an explicit expression, such as a suicide note or verbal threat, or an act constituting implicit intent, such as deliberately placing a gun to one's head or rigging a vehicle's exhaust. In 2004 there were 229 suicides, accounting for 12% (229/1,863) of the deaths investigated by the King County Medical Examiner's Office.

Forty-two percent (95/229) of the 2004 suicide deaths resulted from the use of firearms. The number of gunshot suicides (95) in 2004 is a decrease from both 2003 and 2002 when there were 101 and 98, respectively. Hanging accounted for 19% (44/229) of suicidal deaths, while jumping from a height accounted for 7% (15/229). Drugs and poisons accounted for 18% (41/229) of all suicides, while carbon monoxide caused death in 4% (8/229) of the cases. More information regarding drug caused deaths is presented in the section "Deaths Due to Drugs & Poisons."

Blood alcohol tests were performed in 92% (210/229) of suicidal deaths and were positive in 25% (53/210) of cases tested.

Suicides in the age group 60 years and older represented 20.5% (47/229) of all suicides in 2004.

Firearms were the primary method of committing suicide for all age groups in 2004.

In 2004, there were six deaths due to drugs and/or poisons by adults 60 years of age and over. In 2004, as in 2003, there was one suicide attributed to drugs and/or poisons among youths 19 years and younger.

In 2004, there were eight suicides among persons 19 years and younger (3.5% of all suicides), which is a decrease compared to 14 suicides among this age group in 2003. Firearms were the primary method of death (50%, 4/8) for suicide among youth 19 years and younger.

Graph 6-1 Suicide Injury Methods / King County Medical Examiner / 2004

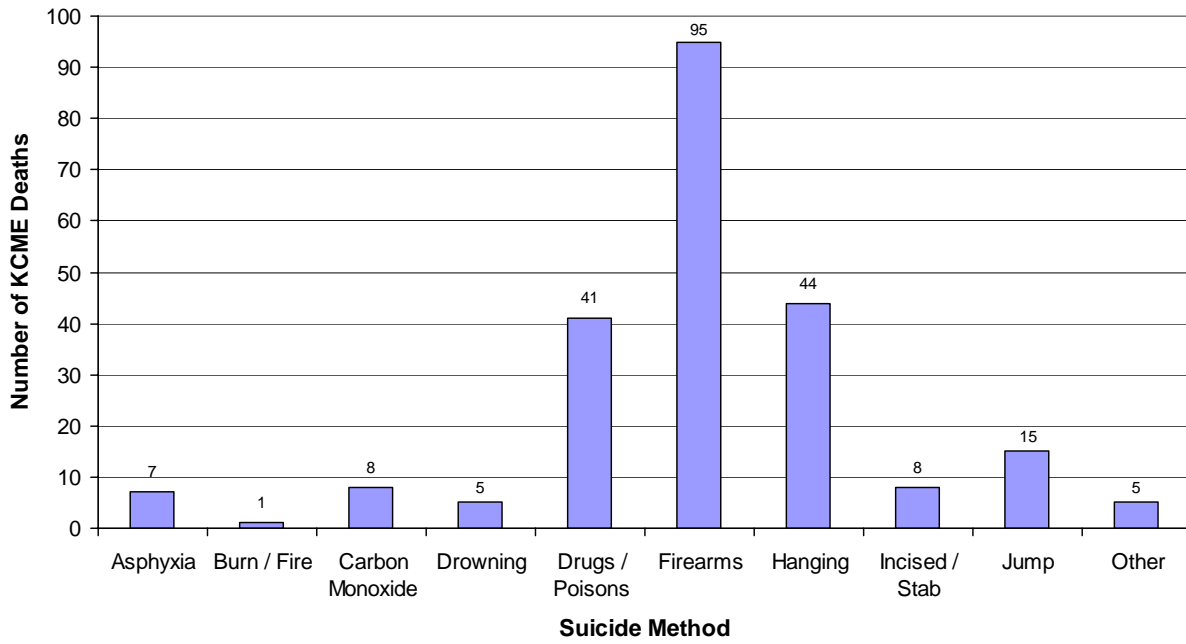
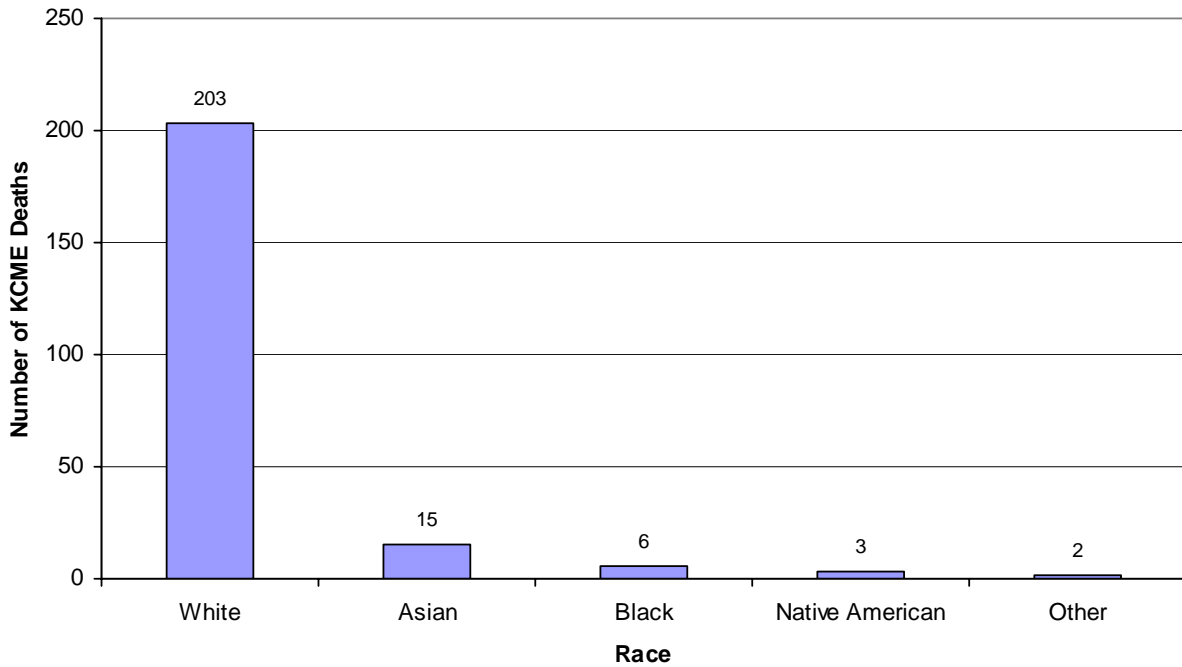


Table 6-1 Suicide Injury Methods / Race / Sex / King County Medical Examiner / 2004

| CIRCUMSTANCES / SEX | RACE | | | | | SUB TOTAL | TOTAL |
|-------------------------|------------|----------|-----------|--------------------|-----------|--------------|------------|
| | WHITE | BLACK | ASIAN | NATIVE AMERICAN | OTHE R | | |
| Asphyxia | | | | | | | 7 |
| <i>Male</i> | 2 | 0 | 1 | 0 | 0 | 3 | |
| <i>Female</i> | 4 | 0 | 0 | 0 | 0 | 4 | |
| Burn / Fire | | | | | | | 1 |
| <i>Male</i> | 1 | 0 | 0 | 0 | 0 | 1 | |
| <i>Female</i> | 0 | 0 | 0 | 0 | 0 | 0 | |
| Carbon Monoxide | | | | | | | 8 |
| <i>Male</i> | 7 | 0 | 1 | 0 | 0 | 8 | |
| <i>Female</i> | 0 | 0 | 0 | 0 | 0 | 0 | |
| Drowning | | | | | | | 5 |
| <i>Male</i> | 2 | 1 | 0 | 0 | 0 | 3 | |
| <i>Female</i> | 1 | 0 | 1 | 0 | 0 | 2 | |
| Drugs / Poisons | | | | | | | 41 |
| <i>Male</i> | 21 | 1 | 0 | 0 | 0 | 22 | |
| <i>Female</i> | 16 | 0 | 2 | 1 | 0 | 19 | |
| Firearms | | | | | | | 95 |
| <i>Male</i> | 76 | 2 | 4 | 1 | 0 | 83 | |
| <i>Female</i> | 11 | 0 | 0 | 1 | 0 | 12 | |
| Hanging | | | | | | | 44 |
| <i>Male</i> | 33 | 1 | 4 | 0 | 0 | 38 | |
| <i>Female</i> | 5 | 0 | 0 | 0 | 1 | 6 | |
| Incised / Stab Wound(s) | | | | | | | 8 |
| <i>Male</i> | 5 | 0 | 1 | 0 | 1 | 7 | |
| <i>Female</i> | 1 | 0 | 0 | 0 | 0 | 1 | |
| Jumping | | | | | | | 15 |
| <i>Male</i> | 10 | 1 | 0 | 0 | 0 | 11 | |
| <i>Female</i> | 3 | 0 | 1 | 0 | 0 | 4 | |
| Other | | | | | | | 5 |
| <i>Male</i> | 3 | 0 | 0 | 0 | 0 | 3 | |
| <i>Female</i> | 2 | 0 | 0 | 0 | 0 | 2 | |
| Totals | 203 | 6 | 15 | 3 | 2 | | 229 |
| Percent | 88.6% | 2.6% | 6.6% | 1.3% | 0.9% | | 100% |

Graph 6-2 Suicide Deaths / Race / King County Medical Examiner / 2004



Graph 6-3 Suicide Deaths / Age Group / King County Medical Examiner / 2004

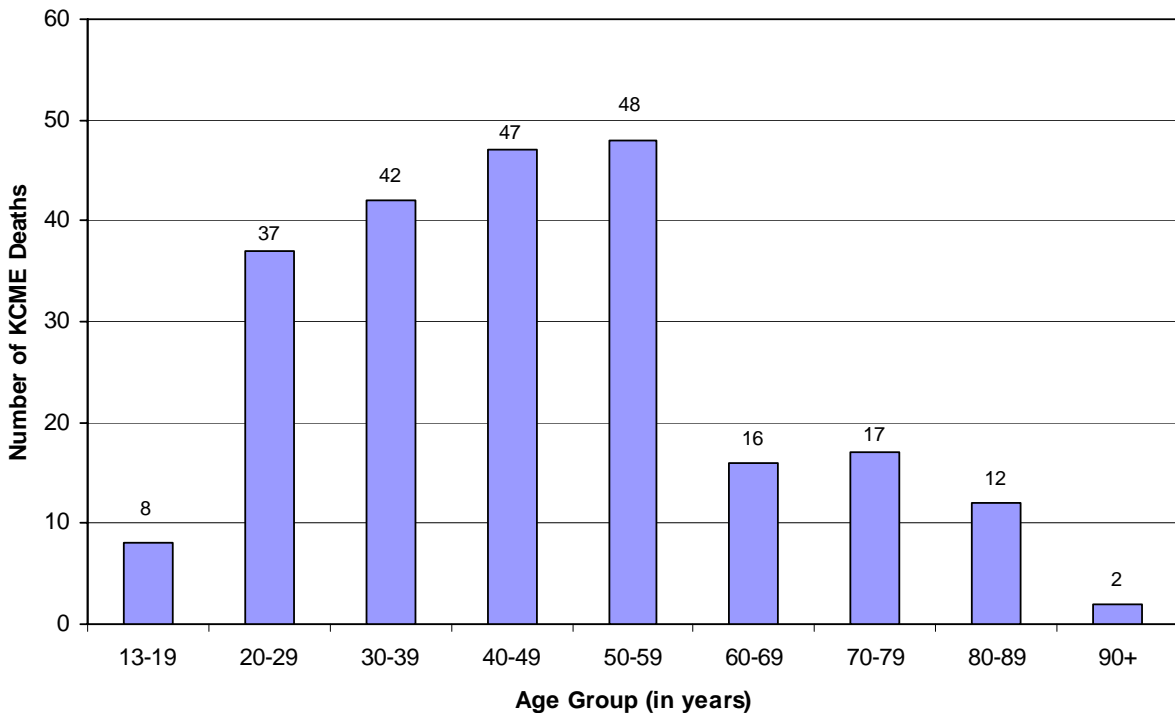


Table 6-2 Suicide Injury Methods / Age / Sex / King County Medical Examiner / 2004

| INJURY METHOD/ SEX | AGE GROUP (YEARS) | | | | | | | | | SUB TOTAL | TOTAL |
|----------------------------|-------------------|----------------|----------------|----------------|----------------|----------------|----------------|----------------|----------|--------------|------------|
| | 13 to 19 | 20 to 29 | 30 to 39 | 40 to 49 | 50 to 59 | 60 to 69 | 70 to 79 | 80 to 89 | 90 + | | |
| Asphyxia | 0 | 2 | 1 | 1 | 1 | 1 | 0 | 1 | 0 | | 7 |
| <i>Male</i> | 0 | 1 | 1 | 0 | 0 | 0 | 0 | 1 | 0 | 3 | |
| <i>Female</i> | 0 | 1 | 0 | 1 | 1 | 1 | 0 | 0 | 0 | 4 | |
| Burn / Fire | 0 | 1 | 0 | 0 | 0 | 0 | 0 | 0 | 0 | | 1 |
| <i>Male</i> | 0 | 1 | 0 | 0 | 0 | 0 | 0 | 0 | 0 | 1 | |
| <i>Female</i> | 0 | 0 | 0 | 0 | 0 | 0 | 0 | 0 | 0 | 0 | |
| Carbon Monoxide | 0 | 2 | 0 | 3 | 1 | 1 | 1 | 0 | 0 | | 8 |
| <i>Male</i> | 0 | 2 | 0 | 3 | 1 | 1 | 1 | 0 | 0 | 8 | |
| <i>Female</i> | 0 | 0 | 0 | 0 | 0 | 0 | 0 | 0 | 0 | 0 | |
| Drowning | 0 | 1 | 0 | 1 | 2 | 1 | 0 | 0 | 0 | | 5 |
| <i>Male</i> | 0 | 0 | 0 | 1 | 2 | 0 | 0 | 0 | 0 | 3 | |
| <i>Female</i> | 0 | 1 | 0 | 0 | 0 | 1 | 0 | 0 | 0 | 2 | |
| Drugs / Poisons | 1 | 5 | 7 | 9 | 13 | 1 | 3 | 2 | 0 | | 41 |
| <i>Male</i> | 0 | 4 | 5 | 4 | 6 | 0 | 1 | 2 | 0 | 22 | |
| <i>Female</i> | 1 | 1 | 2 | 5 | 7 | 1 | 2 | 0 | 0 | 19 | |
| Firearms | 4 | 15 | 15 | 18 | 19 | 5 | 10 | 7 | 2 | | 95 |
| <i>Male</i> | 3 | 12 | 13 | 16 | 17 | 4 | 8 | 7 | 2 | 82 | |
| <i>Female</i> | 1 | 3 | 2 | 2 | 2 | 1 | 2 | 0 | 0 | 13 | |
| Hanging | 3 | 6 | 12 | 10 | 5 | 5 | 1 | 2 | 0 | | 44 |
| <i>Male</i> | 2 | 5 | 11 | 8 | 5 | 4 | 1 | 2 | 0 | 38 | |
| <i>Female</i> | 1 | 1 | 1 | 2 | 0 | 1 | 0 | 0 | 0 | 6 | |
| Incised / Stab Wound(s) | 0 | 0 | 3 | 1 | 4 | 0 | 0 | 0 | 0 | | 8 |
| <i>Male</i> | 0 | 0 | 3 | 0 | 4 | 0 | 0 | 0 | 0 | 7 | |
| <i>Female</i> | 0 | 0 | 0 | 1 | 0 | 0 | 0 | 0 | 0 | 1 | |
| Jumping | 0 | 3 | 4 | 2 | 3 | 1 | 2 | 0 | 0 | | 15 |
| <i>Male</i> | 0 | 2 | 3 | 2 | 1 | 1 | 2 | 0 | 0 | 11 | |
| <i>Female</i> | 0 | 1 | 1 | 0 | 2 | 0 | 0 | 0 | 0 | 4 | |
| Other | 0 | 2 | 0 | 2 | 0 | 1 | 0 | 0 | 0 | | 5 |
| <i>Male</i> | 0 | 1 | 0 | 1 | 0 | 1 | 0 | 0 | 0 | 3 | |
| <i>Female</i> | 0 | 1 | 0 | 1 | 0 | 0 | 0 | 0 | 0 | 2 | |
| Totals | 8 | 37 | 42 | 47 | 48 | 16 | 17 | 12 | 2 | | 229 |
| Percent | 4% | 16% | 18% | 21% | 21% | 7% | 7% | 5% | 1% | | 100% |

Table 6-3 Suicide Injury Methods / Sex / King County Medical Examiner / 2004

| INJURY METHOD | SEX | | TOTAL |
|-------------------------|------------|-----------|------------|
| | MALE | FEMALE | |
| Asphyxia | 3 | 4 | 7 |
| Burn / Fire | 1 | 0 | 1 |
| Carbon Monoxide | 8 | 0 | 8 |
| Drowning | 3 | 2 | 5 |
| Drugs / Poisons | 22 | 19 | 41 |
| Firearms | 82 | 13 | 95 |
| Hanging | 38 | 6 | 44 |
| Incised / Stab Wound(s) | 7 | 1 | 8 |
| Jumping | 11 | 4 | 15 |
| Other | 3 | 2 | 5 |
| Totals | 178 | 51 | 229 |
| Percent | 78% | 22% | 100% |

Table 6-4 Suicide Injury Methods / Marital Status / Sex / KCME / 2004

| CIRCUMSTANCES / SEX | MARITAL STATUS | | | | | Sub Total | Total |
|-------------------------|----------------|-----------|-----------|-----------|----------|-----------|------------|
| | Single | Married | Divorced | Widowed | Unknown | | |
| Asphyxia | 5 | 1 | 0 | 1 | 0 | | 7 |
| <i>Male</i> | 2 | 0 | 0 | 1 | 0 | 3 | |
| <i>Female</i> | 3 | 1 | 0 | 0 | 0 | 4 | |
| Burn / Fire | 1 | 0 | 0 | 0 | 0 | | 1 |
| <i>Male</i> | 1 | 0 | 0 | 0 | 0 | 1 | |
| <i>Female</i> | 0 | 0 | 0 | 0 | 0 | 0 | |
| Carbon Monoxide | 2 | 2 | 3 | 0 | 1 | | 8 |
| <i>Male</i> | 2 | 2 | 3 | 0 | 1 | 8 | |
| <i>Female</i> | 0 | 0 | 0 | 0 | 0 | 0 | |
| Drowning | 2 | 0 | 3 | 0 | 0 | | 5 |
| <i>Male</i> | 2 | 0 | 1 | 0 | 0 | 3 | |
| <i>Female</i> | 0 | 0 | 2 | 0 | 0 | 2 | |
| Drugs / Poisons | 15 | 10 | 12 | 4 | 0 | | 41 |
| <i>Male</i> | 9 | 7 | 4 | 2 | 0 | 22 | |
| <i>Female</i> | 6 | 3 | 8 | 2 | 0 | 19 | |
| Firearms | 34 | 31 | 25 | 4 | 1 | | 95 |
| <i>Male</i> | 31 | 28 | 19 | 3 | 1 | 82 | |
| <i>Female</i> | 3 | 3 | 6 | 1 | 0 | 13 | |
| Hanging | 19 | 17 | 4 | 2 | 2 | | 44 |
| <i>Male</i> | 16 | 15 | 3 | 2 | 2 | 38 | |
| <i>Female</i> | 3 | 2 | 1 | 0 | 0 | 6 | |
| Incised / Stab Wound(s) | 6 | 1 | 1 | 0 | 0 | | 8 |
| <i>Male</i> | 5 | 1 | 1 | 0 | 0 | 7 | |
| <i>Female</i> | 1 | 0 | 0 | 0 | 0 | 1 | |
| Jumping | 5 | 5 | 4 | 0 | 1 | | 15 |
| <i>Male</i> | 3 | 4 | 3 | 0 | 1 | 11 | |
| <i>Female</i> | 2 | 1 | 1 | 0 | 0 | 4 | |
| Other | 1 | 1 | 2 | 0 | 1 | | 5 |
| <i>Male</i> | 1 | 1 | 1 | 0 | 0 | 3 | |
| <i>Female</i> | 0 | 0 | 1 | 0 | 1 | 2 | |
| Totals | 90 | 68 | 54 | 11 | 6 | | 229 |
| Percent | 39% | 30% | 23% | 5% | 3% | | 100% |

Table 6-5 Suicide Injury Methods / Blood Alcohol / KCME / 2004

| METHOD | TESTED | | NOT TESTED | TOTAL |
|-------------------------|-----------|------------|------------|------------|
| | POSITIVE | NEGATIVE | | |
| Asphyxia | 3 | 4 | 0 | 7 |
| Burn / Fire | 1 | 0 | 0 | 1 |
| Carbon Monoxide | 3 | 5 | 0 | 8 |
| Drowning | 0 | 4 | 1 | 5 |
| Drugs / Poisons | 10 | 27 | 4 | 41 |
| Firearms | 20 | 66 | 9 | 95 |
| Hanging | 11 | 30 | 3 | 44 |
| Incised / Stab Wound(s) | 3 | 5 | 0 | 8 |
| Jumping | 1 | 12 | 2 | 15 |
| Other | 1 | 4 | 0 | 5 |
| Totals | 53 | 157 | 19 | 229 |
| Percent | 23% | 69% | 8% | 100% |