

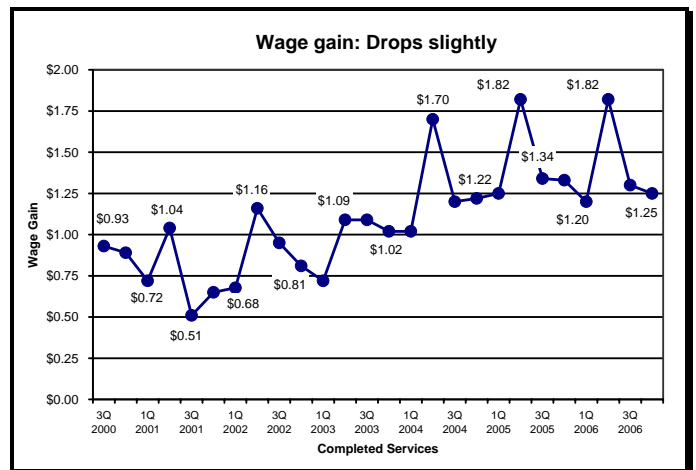
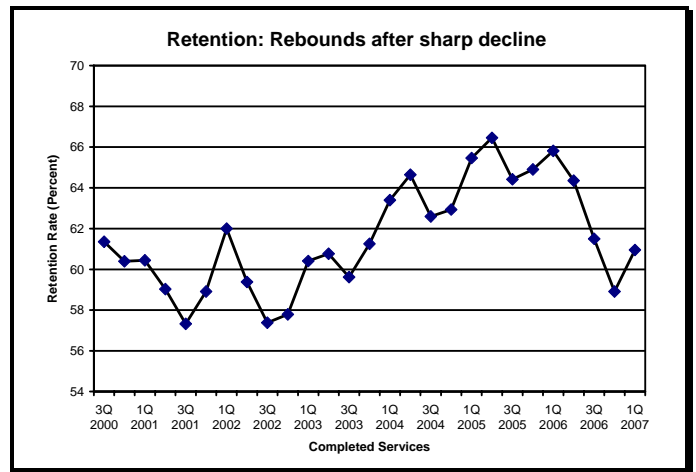
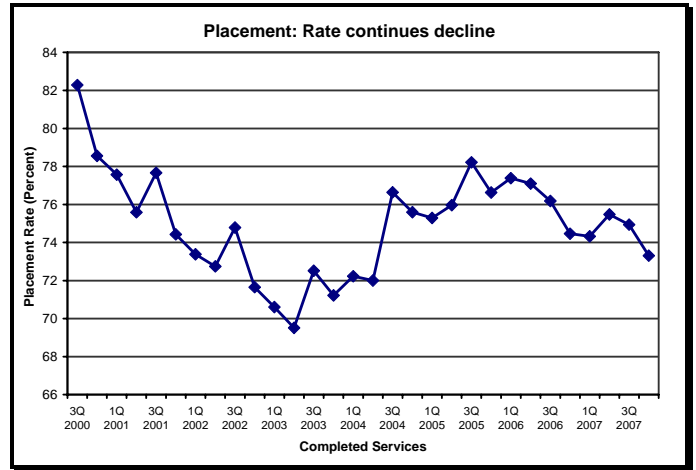


FAST FACTS

PRISM measures how effective Oregon's workforce agencies are at helping people find and keep jobs and improve wages.

RECENT TRENDS

- During the fourth quarter of 2007, over 73 percent of job seekers completing workforce services were employed. This placement rate was a 1.6 percentage point decrease from the prior quarter and has declined seven of the last eight quarters.
- Retention, which measures continued employment, was 60.9 percent in the first quarter of 2007. After a sharp decline over the past year, this quarter the rate increased by over 2 percentage points over the previous quarter.
- During the fourth quarter of 2006, the average hourly wage gain decreased by \$0.05 over the previous quarter. The wage gain of \$1.25 – is \$0.08 less compared with one-year earlier.



	Current Qtr Oct-Dec 2007	Prior Qtr Jul-Sept 2007	Last Year Qtr Oct-Dec 2006
Placement			
All Regions	73.31%	74.94%	74.16%
Highest – Region 9	77.12%	83.15%	73.64%
Lowest – Region 14	64.20%	69.79%	68.32%
	Jan-Mar 2007	Oct-Dec 2006	Jan-Mar 2006
Retention			
All Regions	60.95%	58.91%	64.59%
Highest – Region 15	66.27%	62.66%	69.09%
Lowest – Region 11	56.08%	56.44%	58.68%
	Oct-Dec 2006	Jul-Sept 2006	Oct-Dec 2005
Wage Gain			
All Regions	\$1.25	\$1.30	\$1.33
Highest – Region 2	\$1.57	\$1.33	\$1.53
Lowest – Region 11	\$0.65	\$0.86	\$0.63
Highest-Performing Industry			
Retention Rate – Utilities		84.83%	
Wage Gain – Public Administration		\$1.84	
Lowest-Performing Industry			
Retention Rate – Arts, Entertainment, Rec.		54.85%	
Wage Gain – Mining, Quarrying		-\$0.26	
Since July 2000			
Workforce system customers in PRISM		1,183,569	
Workforce services provided		15,673,358	